

Hungaroring
International GT Open
Qualifying - 2 Driver - 2
Provisional Results



Cls	Nº	Entrant/Team	Nat	Driver 1	Nat	Driver 2	Nat	Vehicle	Cat	Cls	Laps	Best	Time	Gap	Interval	Km/h
1	17	Elite Motorsport with Entire Race Engineering	GBR	Tom Emson	GBR	Tom Lebbon	GBR	Ferrari 296 GT3 EVO	PRO	1	12	10	1:42.113			154.4
2	28	Team Motopark	DEU	Marcelo Ramírez	MEX	Dominik Baumann	AUT	Mercedes AMG GT3 EVO	PRO	2	12	9	1:42.225	0.112	0.112	154.2
3	75	Team ISR	CZE	Filip Salaquarda	CZE	Libor Milota	CZE	Audi R8 LMS GT3 Evo II	PROAM	1	12	10	1:42.435	0.322	0.210	153.9
4	33	Greystone GT	GBR	Zac Meakin	GBR	Dean Macdonald	GBR	McLaren 720s GT3 Evo	PRO	3	12	11	1:42.457	0.344	0.022	153.9
5	54	CBRX by SPS	DEU	Dexter Müller	CHE	Yannick Mettler	CHE	Mercedes AMG GT3 EVO	PROAM	2	13	12	1:42.468	0.355	0.011	153.9
6	71	Team Motopark	DEU	Christian Mansell	AUS	Maximilian Götze	DEU	Mercedes AMG GT3 EVO	PRO	4	12	8	1:42.523	0.410	0.055	153.8
7	51	AF Corse	ITA	Rafael Durán	ESP	Tommaso Mosca	ITA	Ferrari 296 GT3 EVO	PRO	5	13	11	1:42.534	0.421	0.011	153.8
8	96	AF Corse	ITA	Yaroslav Veselaho	UKR	Thomas Neubauer	FRA	Ferrari 296 GT3 EVO	PRO	6	12	10	1:42.545	0.432	0.011	153.8
9	63	Scuderia Villorba Corse	ITA	Leonardo Moncini	ITA	Rodrigo Testa	PRT	Lamborghini Huracan Evo 2	PRO	7	14	12	1:42.640	0.527	0.095	153.6
10	777	Olimp Racing	POL	Marcin Jedliński	POL	Karol Basz	POL	Ferrari 296 GT3 EVO	PROAM	3	11	10	1:42.642	0.529	0.002	153.6
11	911	ZRS Motorsport	ITA	Pietro Armani	ITA	Alex Fontana	CHE	Porsche 911 GT3 R EVO (992)	PRO	8	12	8	1:42.874	0.761	0.232	153.3
12	7	4F PTT Racing Team	POL	Hubert Darmetko	POL	Fabian Dybionka	POL	BMW M4 GT3 EVO	PROAM*	4	14	10	1:43.106	0.993	0.232	152.9
13	5	Olimp Racing	POL	Krzyszian Korzeniowski	POL	Ferrari 296 GT3 EVO	AM	Ferrari 296 GT3 EVO	AM	1	11	10	1:43.115	1.002	0.009	152.9
14	6	Baron Motorsport Team	AUT	Adrian Lewandowski	POL	Ferrari 296 GT3	AM	Ferrari 296 GT3	AM	2	14	13	1:43.447	1.334	0.332	152.4
15	97	Blackthorn	GBR	Charles Bateman	GBR	Kobe Pauwels	BEL	Aston Martin AMR Vantage GT3 E	PROAM	5	6	3	1:43.654	1.541	0.207	152.1
16	88	Track Focused	GBR	Darren Kell	GBR	James Kell	GBR	McLaren 720 Evo GT3	PROAM	6	13	12	1:43.661	1.548	0.007	152.1
17	16	AF Corse	ITA	Marcelo Hahn	BRA	Galid Osman	BRA	Ferrari 296 GT3 EVO	AM	3	11	8	1:43.663	1.550	0.002	152.1
18	79	Sendom Racing Team	POL	Seweryn Mazur	POL	Lamborghini Huracan Evo 2	AM	Lamborghini Huracan Evo 2	AM	4	9	6	1:43.951	1.838	0.288	151.7
19	500	Gamota Racing	HUN	Antal Zsigo	HUN	Csaba Walter	HUN	BMW M4 GT3 EVO	AM	5	12	10	1:43.997	1.884	0.046	151.6
20	14	Good Speed Racing Team	POL	Piotr Wira	POL	Tomasz Magdziarz	POL	Aston Martin AMR Vantage GT3 E	AM	6	13	11	1:44.104	1.991	0.107	151.4
21	12	Fach Auto Tech	CHE	Joel Monegro Reyes	DOM	Porsche 911 GT3 R EVO (992)	AM	Porsche 911 GT3 R EVO (992)	AM	7	13	7	1:44.153	2.040	0.049	151.4
22	26	Saintéloc Racing	FRA	Michaël Blanchemain	FRA	Jim Pla	FRA	Audi R8 LMS GT3 Evo II	PROAM	7	14	13	1:44.174	2.061	0.021	151.3
23	11	Fach Auto Tech	CHE	Alexander Schwarzer	DEU	Alexander Fach	CHE	Porsche 911 GT3 R EVO (992)	PROAM	8	13	10	1:44.277	2.164	0.103	151.2
24	107	AF Corse	ITA	Rev Acosta	USA	Marco Bonanomi	ITA	Ferrari 296 GT3 EVO	AM	8	14	13	1:45.175	3.062	0.898	149.9
25	55	AF Corse	ITA	Laurent De Meeus	BEL	Vincent Abril	FRA	Ferrari 296 GT3 EVO	PROAM	9	13	12	1:45.584	3.471	0.409	149.3
26	77	Grupo Prom Racing Team	DEU	Alfredo Hernández	MEX	Mercedes AMG GT3 EVO	AM	Mercedes AMG GT3 EVO	AM	9	14	13	1:46.469	4.356	0.885	148.1

Published at:.....

Track Temp: 30.3 °C Air Temp: 20.5 °C Humidity: 54 % Track Status: DRY

Race Director:

Alessandro Ferrari

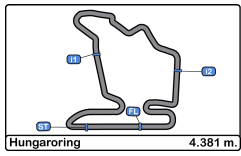
ACI DGA 392080

Timekeeper:

Luis Garcia

JCR-2654-ESP/M





Hungaroring
International GT Open
Qualifying - 2 Driver - 2
Track Limit



The Stewards, having received a report from Race Director, have considered the following matter and determine the following:

Session Qualifying - 2 Driver - 2
Fact The cars below did not use the track at the turns listed below

Infringement Breach of Appendix L Chapter IV Article 2 c) of the FIA International Sporting Code and Article 19.4/19.5 of the Sporting Regulations.

Decision Deletion of the lap times shown in accordance with Article 12.4.1.e of the FIA International Sporting Code.

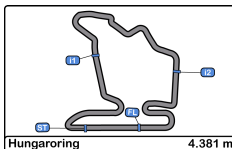
Note

- Certain decisions of the Stewards are subject to appeal (Article 15 of the FIA International Sporting Code).
- These penalties are not subject to appeal Article.12.3.4 of the FIA International Sporting Code and Article 16.5 of the Sporting Regulations.
- According to Article.12.3.3.b of the FIA International Sporting Code these decisions become immediately binding even in case of an appeal.

Ord	Turn	Nº Driver	Entrant/Team	Time of Day	Lap Time
1	11	75 Salaquarda - Milota	Team ISR	9:21:12.991	1:43.641
2	4	11 Schwarzer - Fach	Fach Auto Tech	9:21:38.978	1:45.673
3	4	96 Veselaho - Neubauer	AF Corse	9:21:49.840	1:48.851
4	4	55 De Meeus - Abril	AF Corse	9:22:26.431	1:46.817
5	4	96 Veselaho - Neubauer	AF Corse	9:23:38.036	1:48.196
6	4	107 Acosta - Bonanomi	AF Corse	9:23:42.305	1:46.560
7	11	88 Kell - Kell	Track Focused	9:24:17.024	1:44.053
8	11	911 Armani - Fontana	ZRS Motorsport	9:25:01.232	1:45.385
9	4	11 Schwarzer - Fach	Fach Auto Tech	9:25:08.311	1:44.790
10	6-7	88 Kell - Kell	Track Focused	9:26:05.933	1:48.909
11	4	77 Alfredo Hernández	Grupo Prom Racing Team	9:26:20.500	3:09.574
12	11	33 Meakin - Macdonald	Greystone GT	9:26:58.478	1:42.952
13	11	71 Mansell - Götz	Team Motopark	9:28:28.911	1:47.669
14	4	11 Schwarzer - Fach	Fach Auto Tech	9:33:53.664	1:45.155
15	4	54 Müller - Mettler	CBRX by SPS	9:34:19.881	1:42.836
16	4	16 Hahn - Osman	AF Corse	9:35:02.856	1:49.931
17	11	11 Schwarzer - Fach	Fach Auto Tech	9:35:38.255	1:44.591
18	4	79 Seweryn Mazur	Sendom Racing Team	9:36:13.355	1:54.248
19	11	63 Moncini - Testa	Scuderia Villorba Corse	9:36:30.233	1:48.918
20	6-7	777 Jedliński - Basz	Olimp Racing	9:38:19.725	1:43.558
21	11	55 De Meeus - Abril	AF Corse	9:38:21.385	1:46.800
22	4	6 Adrian Lewandowski	Baron Motorsport Team	9:39:01.026	1:43.904
23	3	63 Moncini - Testa	Scuderia Villorba Corse	9:39:55.880	1:43.007
24	11	7 Darmetko - Dybionka	4F PTT Racing Team	9:40:18.610	1:43.338
25	6-7	911 Armani - Fontana	ZRS Motorsport	9:40:41.016	2:02.555
26	11	33 Meakin - Macdonald	Greystone GT	9:41:24.352	1:49.185
27	11	96 Veselaho - Neubauer	AF Corse	9:41:27.412	1:46.450
28	4	54 Müller - Mettler	CBRX by SPS	9:41:32.065	1:48.888

The Stewards:





Hungaroring
International GT Open
Qualifying - 2 Driver - 2
Provisional Results by Category



PRO																
Cls	Nº	Entrant/Team	Nat	Driver 1	Nat	Driver 2	Nat	Vehicle	Cat	Cls	Laps	Best	Time	Gap	Interval	Km/h
1	17	Elite Motorsport with Entire Race Engineering	GBR	Tom Emson	GBR	Tom Lebbon	GBR	Ferrari 296 GT3 EVO	PRO	1	12	10	1:42.113			154.4
2	28	Team Motopark	DEU	Marcelo Ramírez	MEX	Dominik Baumann	AUT	Mercedes AMG GT3 EVO	PRO	2	12	9	1:42.225	0.112	0.112	154.2
3	33	Greystone GT	GBR	Zac Meakin	GBR	Dean Macdonald	GBR	McLaren 720s GT3 Evo	PRO	3	12	11	1:42.457	0.344	0.232	153.9
4	71	Team Motopark	DEU	Christian Mansell	AUS	Maximilian Götz	DEU	Mercedes AMG GT3 EVO	PRO	4	12	8	1:42.523	0.410	0.066	153.8
5	51	AF Corse	ITA	Rafael Durán	ESP	Tommaso Mosca	ITA	Ferrari 296 GT3 EVO	PRO	5	13	11	1:42.534	0.421	0.011	153.8
6	96	AF Corse	ITA	Yaroslav Veselaho	CZE	Thomas Neubauer	FRA	Ferrari 296 GT3 EVO	PRO	6	12	10	1:42.545	0.432	0.011	153.8
7	63	Scuderia Villorba Corse	ITA	Leonardo Moncini	ITA	Rodrigo Testa	PRT	Lamborghini Huracan Evo 2	PRO	7	14	12	1:42.640	0.527	0.095	153.6
8	911	ZRS Motorsport	ITA	Pietro Armanni	ITA	Alex Fontana	CHE	Porsche 911 GT3 R EVO (992)	PRO	8	12	8	1:42.874	0.761	0.234	153.3

PROAM																
Cls	Nº	Entrant/Team	Nat	Driver 1	Nat	Driver 2	Nat	Vehicle	Cat	Cls	Laps	Best	Time	Gap	Interval	Km/h
1	75	Team ISR	CZE	Filip Salaquarda	CZE	Libor Milota	CZE	Audi R8 LMS GT3 Evo II	PROAM	1	12	10	1:42.435			153.9
2	54	CBRX by SPS	DEU	Dexter Müller	CHE	Yannick Mettler	CHE	Mercedes AMG GT3 EVO	PROAM	2	13	12	1:42.468	0.033	0.033	153.9
3	777	Olimp Racing	POL	Marcin Jedliński	POL	Karol Basz	POL	Ferrari 296 GT3 EVO	PROAM	3	11	10	1:42.642	0.207	0.174	153.6
4	7	4F PTT Racing Team	POL	Hubert Darmetko	POL	Fabian Dybionka	POL	BMW M4 GT3 EVO	PROAM*	4	14	10	1:43.106	0.671	0.464	152.9
5	97	Blackthorn	GBR	Charles Bateman	GBR	Kobe Pauwels	BEL	Aston Martin AMR Vantage GT3 E	PROAM	5	6	3	1:43.654	1.219	0.548	152.1
6	88	Track Focused	GBR	Darren Kell	GBR	James Kell	GBR	McLaren 720 Evo GT3	PROAM	6	13	12	1:43.661	1.226	0.007	152.1
7	26	Saintéloc Racing	FRA	Michaël Blanchemain	FRA	Jim Pla	FRA	Audi R8 LMS GT3 Evo II	PROAM	7	14	13	1:44.174	1.739	0.513	151.3
8	11	Fach Auto Tech	CHE	Alexander Schwarzer	DEU	Alexander Fach	CHE	Porsche 911 GT3 R EVO (992)	PROAM	8	13	10	1:44.277	1.842	0.103	151.2
9	55	AF Corse	ITA	Laurent De Meeus	BEL	Vincent Abril	FRA	Ferrari 296 GT3 EVO	PROAM	9	13	12	1:45.584	3.149	1.307	149.3

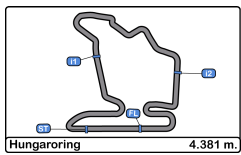
AM																
Cls	Nº	Entrant/Team	Nat	Driver 1	Nat	Driver 2	Nat	Vehicle	Cat	Cls	Laps	Best	Time	Gap	Interval	Km/h
1	5	Olimp Racing	POL	Krystian Korzeniowski	POL			Ferrari 296 GT3 EVO	AM	1	11	10	1:43.115			152.9
2	6	Baron Motorsport Team	AUT	Adrian Lewandowski	POL			Ferrari 296 GT3	AM	2	14	13	1:43.447	0.332	0.332	152.4
3	16	AF Corse	ITA	Marcelo Hahn	BRA	Galid Osman	BRA	Ferrari 296 GT3 EVO	AM	3	11	8	1:43.663	0.548	0.216	152.1
4	79	Sendom Racing Team	POL	Seweryn Mazur	POL			Lamborghini Huracan Evo 2	AM	4	9	6	1:43.951	0.836	0.288	151.7
5	500	Gamota Racing	SVK	Antal Zsigo	SVK	Csaba Walter	HUN	BMW M4 GT3 EVO	AM	5	12	10	1:43.997	0.882	0.046	151.6
6	14	Good Speed Racing Team	POL	Piotr Wira	POL	Tomasz Magdziarz	POL	Aston Martin AMR Vantage GT3 E	AM	6	13	11	1:44.104	0.989	0.107	151.4
7	12	Fach Auto Tech	CHE	Joel Monegro Reyes	CHE			Porsche 911 GT3 R EVO (992)	AM	7	13	7	1:44.153	1.038	0.049	151.4
8	107	AF Corse	ITA	Rev Acosta	USA	Marco Bonanomi	ITA	Ferrari 296 GT3 EVO	AM	8	14	13	1:45.175	2.060	1.022	149.9
9	77	Grupo Prom Racing Team	DEU	Alfredo Hernández	MEX			Mercedes AMG GT3 EVO	AM	9	14	13	1:46.469	3.354	1.294	148.1

Published at:.....

Track Temp: 30.3 °C Air Temp: 20.5 °C Humidity: 54 % Track Status: DRY

Race Director:	Alessandro Ferrari	Timekeeper:	Luis Garcia
	ACI DGA 392080		JCR-2654-ESP/M





Hungaroring
International GT Open
Qualifying - 2 Driver - 2
Lap Analysis



5 Krystian Korzeniowski Ferrari 296 GT3 EVO **11** Alexander Schwarzer Porsche 911 GT3 R EVO (992)

AM							Olimp Racing		PROAM		Alexander Fach		Fach Auto Tech		
Lap	D	Time	Sector 1	Sector 2	Sector 3	T. Spd	Elapsed	Lap	D	Time	Sector 1	Sector 2	Sector 3	T. Spd	Elapsed
1	1	9:17:04.272	9:15:52.908	40.944	30.420		9:17:04.272	1	1	9:18:04.738	9:16:51.586	41.922	31.230		9:18:04.738
2	1	1:45.313	37.244	38.649	29.420		9:18:49.585	2	1	1:48.567	37.479	40.292	30.796	226.8	9:19:53.305
3	1	1:44.298	36.867	38.388	29.043		9:20:33.883	3	1	1:45.673	37.307	39.169	29.197	226.8	9:21:38.978
4	1	1:48.238 P	36.965	38.615	32.658		9:22:22.121	4	1	1:44.543	37.252	38.105	29.186	227.3	9:23:23.521
5	1	7:11.077	5:56.292	39.627	35.158		9:29:33.198	5	1	1:44.790	36.993	38.331	29.466	227.3	9:25:08.311
6	1	1:44.073	36.727	38.144	29.202		9:31:17.271	6	1	1:50.743 P	37.378	39.511	33.854	226.8	9:26:59.054
7	1	1:43.676	36.771	37.825	29.080		9:33:00.947	7	1	5:09.455	4:01.579	38.793	29.083		9:32:08.509
8	1	1:43.361	36.708	37.748	28.905		9:34:44.308	8	1	1:45.155	37.189	38.580	29.386	227.3	9:33:53.664
9	1	1:47.148	36.919	39.640	30.589		9:36:31.456	9	1	1:44.594	37.138	38.522	28.931	228.3	9:35:38.255
10	1	1:43.115	36.701	37.608	28.806		9:38:14.571	10	1	1:44.277	37.073	38.269	28.935	228.3	9:37:22.532
11	1	1:48.759 P	36.777	37.940	34.042		9:40:03.330	11	1	1:44.669	37.069	38.357	29.243	227.8	9:39:07.201

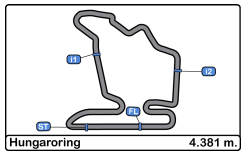
6 Adrian Lewandowski Ferrari 296 GT3 **12** Joel Monegro Reyes Porsche 911 GT3 R EVO (992)

AM							Baron Motorsport Team		AM		Fach Auto Tech				
Lap	D	Time	Sector 1	Sector 2	Sector 3	T. Spd	Elapsed	Lap	D	Time	Sector 1	Sector 2	Sector 3	T. Spd	Elapsed
1	1	9:17:20.939	9:16:06.056	43.394	31.489		9:17:20.939	1	1	9:17:11.452	9:15:54.607	44.825	32.020		9:17:11.452
2	1	1:45.538	37.525	38.672	29.341	229.7	9:19:06.477	2	1	1:46.477	37.520	39.160	29.797	229.2	9:18:57.929
3	1	1:44.661	37.296	38.456	28.909	228.3	9:20:51.138	3	1	1:46.915	37.790	39.365	29.760	228.3	9:20:44.844
4	1	1:44.309	37.119	38.211	28.979	227.3	9:22:35.447	4	1	1:46.153	37.976	38.800	29.377	228.3	9:22:30.997
5	1	1:43.696	36.967	37.866	28.863	227.8	9:24:19.143	5	1	1:45.354	37.577	38.580	29.197	229.2	9:24:16.351
6	1	1:55.506 P	37.996	41.963	35.547	227.8	9:26:14.649	6	1	1:44.702	37.389	38.332	28.981	229.7	9:26:01.053
7	1	3:52.524	2:41.791	41.146	29.587		9:30:07.173	7	1	1:44.153	37.124	37.946	29.083	230.2	9:27:45.206
8	1	1:43.618	37.015	37.934	28.669	226.8	9:31:50.791	8	1	1:59.634 P	37.694	42.830	39.110	228.8	9:29:44.840
9	1	1:43.448	36.784	37.861	28.803	227.8	9:33:34.239	9	1	3:25.284	2:13.826	42.104	29.354		9:33:10.124
10	1	1:52.897	37.910	42.770	32.217	229.7	9:35:27.136	10	1	1:45.025	37.397	38.628	29.000	230.7	9:34:55.149
11	1	1:49.986	36.963	42.209	30.814	228.3	9:37:17.122	11	1	1:44.185	37.028	38.130	29.027	230.2	9:36:39.334
12	1	1:43.904	36.948	38.011	28.945	230.7	9:39:01.026	12	1	1:44.363	36.982	38.041	29.340	230.7	9:38:23.697
13	1	1:43.447	36.781	37.863	28.803	229.7	9:40:44.473	13	1	1:50.864 P	37.054	38.218	35.592	230.2	9:40:14.561
14	1	2:14.764 P	43.703	48.668	42.393	228.8	9:42:59.237								

7 Hubert Darmetko BMW M4 GT3 EVO **14** Piotr Wira Aston Martin AMR Vantage GT3 EVO

PROAM*							Fabian Dybionka		4F PTT Racing Team		AM		Tomasz Magdziarz		Good Speed Racing Team	
Lap	D	Time	Sector 1	Sector 2	Sector 3	T. Spd	Elapsed	Lap	D	Time	Sector 1	Sector 2	Sector 3	T. Spd	Elapsed	
1	2	9:17:55.173	9:16:42.171	39.933	33.069		9:17:55.173	1	1	9:18:31.351	9:17:19.190	41.500	30.661		9:18:31.351	
2	2	1:45.566	37.425	38.867	29.274	234.2	9:19:40.739	2	1	1:46.900	37.545	39.610	29.745	228.3	9:20:18.251	
3	2	1:43.497	36.684	37.753	29.060	233.7	9:21:24.236	3	1	1:46.603	37.471	39.258	29.874	228.3	9:22:04.854	
4	2	1:43.672	36.846	37.808	29.018	233.7	9:23:07.908	4	1	1:46.638	37.058	39.946	29.634	228.8	9:23:51.492	
5	2	1:43.423	36.653	37.851	28.919	234.2	9:24:51.331	5	1	1:45.486	37.250	38.695	29.541	228.8	9:25:36.978	
6	2	1:43.855	36.727	37.963	29.165	233.7	9:26:35.186	6	1	1:44.957	37.162	38.388	29.407	229.2	9:27:21.935	
7	2	1:48.265 P	36.845	37.889	33.531	234.7	9:28:23.451	7	1	1:49.243 P	37.307	38.724	33.212	228.3	9:29:11.178	
8	2	3:17.342	2:04.542	39.554	33.246		9:31:40.793	8	1	3:12.568	1:59.853	39.440	33.275		9:32:23.746	
9	2	1:43.186	36.687	37.865	28.634	234.2	9:33:23.979	9	1	1:45.117	37.285	38.610	29.222	228.8	9:34:08.863	
10	2	1:43.106	36.638	37.746	28.722	235.2	9:35:07.085	10	1	1:44.963	37.157	38.546	29.260	230.2	9:35:53.826	
11	2	1:43.323	36.684	37.656	28.983	235.2	9:36:50.408	11	1	1:44.104	36.867	38.070	29.167	230.7	9:37:37.930	
12	2	1:44.864	36.723	37.747	30.394	235.8	9:38:35.272	12	1	1:47.306	37.616	40.115	29.575	230.7	9:39:25.236	
13	2	1:43.338	36.592	37.692	29.054	234.7	9:40:18.610	13	1	1:54.520 P	36.898	38.037	39.585	230.7	9:41:19.756	
14	2	2:10.842 P	43.512	45.191	42.139	214.2	9:42:29.452									





Hungaroring
International GT Open
Qualifying - 2 Driver - 2
Lap Analysis



16 Marcelo Hahn Ferrari 296 GT3 EVO **28** Marcelo Ramírez Mercedes AMG GT3 EVO
 AM Galid Osman AF Corse PRO Dominik Baumann Team Motopark

Lap	D	Time	Sector 1	Sector 2	Sector 3	T. Spd	Elapsed	Lap	D	Time	Sector 1	Sector 2	Sector 3	T. Spd	Elapsed
1	2	9:18:55.565	9:17:34.988	41.956	38.621		9:18:55.565	1	2	9:17:08.533	9:15:58.275	39.949	30.309		9:17:08.533
2	2	1:52.807	38.427	42.599	31.781	226.8	9:20:48.372	2	2	1:51.113 P	37.181	38.746	35.186	230.2	9:18:59.646
3	2	1:48.919	38.041	39.713	31.165	227.8	9:22:37.291	3	2	4:41.656	3:30.933	39.022	31.701		9:23:41.302
4	2	1:47.912	37.948	39.625	30.339	226.4	9:24:25.203	4	2	1:42.531	36.683	37.303	28.545	230.2	9:25:23.833
5	2	1:56.010 P	38.625	42.245	35.140	227.3	9:26:21.213	5	2	1:42.424	36.469	37.358	28.597	230.7	9:27:06.257
6	2	3:13.846	1:57.408	39.975	36.463		9:29:35.059	6	2	1:42.462	36.633	37.172	28.657	229.7	9:28:48.719
7	2	1:54.203	37.169	45.029	32.005	227.8	9:31:29.262	7	2	1:50.021 P	37.079	38.925	34.017	229.2	9:30:38.740
8	2	1:43.663	36.849	37.781	29.033	227.3	9:33:12.925	8	2	4:11.606	3:02.833	38.994	29.779		9:34:50.346
9	2	1:49.934	36.880	42.626	30.425	229.7	9:35:02.856	9	2	1:42.225	36.493	37.237	28.495	231.2	9:36:32.571
10	2	1:53.793	36.921	41.591	35.281	227.8	9:36:56.649	10	2	1:57.255	36.799	50.273	30.183	232.7	9:38:29.826
11	2	2:02.626 P	37.573	44.912	40.141	228.8	9:38:59.275	11	2	1:42.440	36.607	37.255	28.578	230.2	9:40:12.266

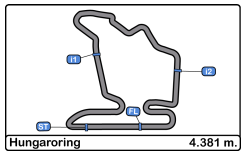
17 Tom Emson Ferrari 296 GT3 EVO **33** Zac Meakin McLaren 720s GT3 Evo
 PRO Tom Lebbon Elite Motorsport with Entire Race

Lap	D	Time	Sector 1	Sector 2	Sector 3	T. Spd	Elapsed	Lap	D	Time	Sector 1	Sector 2	Sector 3	T. Spd	Elapsed
1	1	9:17:51.221	9:16:35.435	44.661	31.125		9:17:51.221	1	1	9:17:05.318	9:15:51.040	42.487	31.791		9:17:05.318
2	1	1:57.984 P	42.088	40.120	35.776	193.8	9:19:49.205	2	1	1:51.224 P	38.328	39.367	33.529	219.5	9:18:56.542
3	1	2:27.088	1:17.561	40.056	29.471		9:22:16.293	3	1	4:35.963	3:28.857	38.201	28.905		9:23:32.505
4	1	1:42.765	36.487	37.533	28.745	229.7	9:23:59.058	4	1	1:43.021	36.682	37.643	28.696	230.7	9:25:15.526
5	1	1:49.419	36.644	38.103	34.672	230.7	9:25:48.477	5	1	1:42.952	36.707	37.447	28.798	231.2	9:26:58.478
6	1	1:42.382	36.513	37.261	28.608	230.7	9:27:30.859	6	1	1:42.764	36.562	37.458	28.744	230.7	9:28:41.242
7	1	1:47.534 P	36.535	38.107	32.892	230.2	9:29:18.393	7	1	1:47.337 P	36.756	37.880	32.701	230.7	9:30:28.579
8	1	2:29.191	1:21.436	38.445	29.310		9:31:47.584	8	1	3:54.495	2:41.299	40.731	32.465		9:34:23.074
9	1	1:55.219	36.433	44.455	34.331	230.7	9:33:42.803	9	1	1:46.906	36.675	37.669	32.562	231.7	9:36:09.980
10	1	1:42.113	36.365	37.139	28.609	232.2	9:35:24.916	10	1	1:42.730	36.601	37.394	28.735	231.2	9:37:52.710
11	1	1:50.464	36.576	37.750	36.138	232.2	9:37:15.380	11	1	1:42.457	36.644	37.219	28.594	231.7	9:39:35.167
12	1	1:53.908 P	36.443	37.389	40.076	232.2	9:39:09.288	12	1	1:40.185 P	36.497	37.373	35.315	232.7	9:41:24.352

26 Michaël Blanchemain Audi R8 LMS GT3 Evo II **51** Rafael Durán Ferrari 296 GT3 EVO
 PROAM Jim Pla Saintéloc Racing

Lap	D	Time	Sector 1	Sector 2	Sector 3	T. Spd	Elapsed	Lap	D	Time	Sector 1	Sector 2	Sector 3	T. Spd	Elapsed
1	1	9:18:40.855	9:17:29.173	41.540	30.142		9:18:40.855	1	2	9:17:05.407 P	9:15:52.537	39.881	32.989		9:17:05.407
2	1	1:46.155	37.786	38.853	29.516	225.9	9:20:27.010	2	2	2:39.536	1:26.366	40.247	32.923		9:19:44.943
3	1	1:45.603	37.382	38.875	29.346	225.9	9:22:12.613	3	2	1:42.914	36.585	37.683	28.646	230.7	9:21:27.857
4	1	1:45.305	37.298	38.703	29.304	226.8	9:23:57.918	4	2	1:46.267	36.518	37.541	32.208	230.7	9:23:14.124
5	1	1:45.077	37.327	38.328	29.422	226.8	9:25:42.995	5	2	1:42.752	36.617	37.460	28.675	230.7	9:24:56.876
6	1	1:45.025	37.351	38.484	29.190	224.5	9:27:28.020	6	2	1:51.283 P	36.672	37.660	36.951	230.7	9:26:48.159
7	1	1:59.056 P	37.962	42.252	38.842	226.4	9:29:27.076	7	2	5:52.983	4:39.131	43.476	30.376		9:32:41.142
8	1	2:44.258	1:34.948	39.695	29.615		9:32:11.334	8	2	1:42.775	36.588	37.632	28.555	231.7	9:34:23.917
9	1	1:44.429	37.300	38.019	29.110	226.4	9:33:55.763	9	2	1:56.874	45.199	38.715	32.960	219.0	9:36:20.791
10	1	1:47.033	38.369	38.958	29.706	226.4	9:35:42.796	10	2	1:42.648	36.553	37.494	28.601	230.2	9:38:03.439
11	1	1:44.283	37.185	37.971	29.127	226.8	9:37:27.079	11	2	1:42.534	36.474	37.323	28.737	231.7	9:39:45.973
12	1	1:44.450	37.082	38.232	29.136	227.8	9:39:11.529	12	2	1:42.797	36.581	37.455	28.761	230.7	9:41:28.770
13	1	1:44.174	37.056	37.987	29.131	228.3	9:40:55.703	13	2	2:23.354 P	1:01.468	45.663	36.223	196.7	9:43:52.124
14	1	2:08.615 P	41.156	44.480	42.979	221.3	9:43:04.318								





Hungaroring
International GT Open
Qualifying - 2 Driver - 2
Lap Analysis



54 Dexter Müller Mercedes AMG GT3 EVO **71** Christian Mansell Mercedes AMG GT3 EVO
 PROAM Yannick Mettler CBRX by SPS PRO Maximilian Götz Team Motopark

Lap	D	Time	Sector 1	Sector 2	Sector 3	T. Spd	Elapsed	Lap	D	Time	Sector 1	Sector 2	Sector 3	T. Spd	Elapsed
1	2	9:17:07.235	9:15:55.320	40.006	31.909		9:17:07.235	1	1	9:17:22.321	9:16:12.810	39.795	29.716		9:17:22.321
2	2	1:51.467 P	37.587	39.175	34.705	228.8	9:18:58.702	2	1	1:49.815 P	37.283	39.078	33.454	229.2	9:19:12.136
3	2	2:39.222	1:29.314	39.915	29.993		9:21:37.924	3	1	4:03.092	2:53.146	39.689	30.257		9:23:15.228
4	2	1:42.960	36.780	37.477	28.703	228.3	9:23:20.884	4	1	1:42.907	36.718	37.678	28.511	230.2	9:24:58.135
5	2	1:42.809	36.611	37.346	28.852	229.2	9:25:03.693	5	1	1:43.107	36.614	37.670	28.823	231.2	9:26:41.242
6	2	1:43.252	36.589	37.630	29.033	230.2	9:26:46.945	6	1	1:47.669 P	36.989	37.486	33.194	229.2	9:28:28.911
7	2	1:54.768 P	37.483	40.733	36.552	229.2	9:28:41.713	7	1	6:09.812	5:02.810	38.178	28.824		9:34:38.723
8	2	3:55.332	2:45.615	40.367	29.350		9:32:37.045	8	1	1:42.523	36.586	37.267	28.670	230.2	9:36:21.246
9	2	1:42.836	36.578	37.316	28.942	230.2	9:34:19.881	9	1	1:48.007	41.014	38.423	28.570	232.7	9:38:09.253
10	2	1:56.281	41.827	40.150	34.304	231.2	9:36:16.162	10	1	1:42.715	36.504	37.565	28.646	231.2	9:39:51.968
11	2	1:44.547	36.713	38.883	28.951	230.2	9:38:00.709	11	1	1:42.530	36.531	37.317	28.682	231.2	9:41:34.498
12	2	1:42.468	36.490	37.148	28.830	230.2	9:39:43.177	12	1	2:29.019 P	56.890	47.790	44.339	186.5	9:44:03.517
13	2	1:48.888 P	36.650	37.460	34.778	231.7	9:41:32.065								

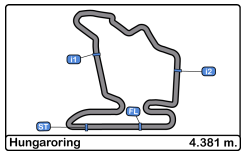
55 Laurent De Meeus Ferrari 296 GT3 EVO **75** Filip Salaquarda Audi R8 LMS GT3 Evo II
 PROAM Vincent Abril AF Corse PROAM Libor Milota Team ISR

Lap	D	Time	Sector 1	Sector 2	Sector 3	T. Spd	Elapsed	Lap	D	Time	Sector 1	Sector 2	Sector 3	T. Spd	Elapsed
1	1	9:18:49.404	9:17:34.118	42.275	33.011		9:18:49.404	1	1	9:17:45.103	9:16:25.853	48.470	30.780		9:17:45.103
2	1	1:50.210	39.462	40.629	30.119	204.1	9:20:39.614	2	1	1:44.247	36.956	38.265	29.026	231.2	9:19:29.350
3	1	1:46.817	37.856	39.372	29.589	229.2	9:22:26.431	3	1	1:43.644	36.725	38.022	28.894	232.2	9:21:12.991
4	1	1:46.083	37.604	38.932	29.547	227.3	9:24:12.514	4	1	1:47.217	38.542	39.156	29.519	230.7	9:23:00.208
5	1	1:52.004 P	37.879	39.826	34.299	229.2	9:26:04.518	5	1	1:43.187	36.674	37.753	28.760	231.2	9:24:43.395
6	1	3:11.940	1:58.038	42.860	31.042		9:29:16.458	6	1	1:44.209	36.713	37.847	29.649	230.7	9:26:27.604
7	1	1:45.689	37.681	38.699	29.309	227.8	9:31:02.147	7	1	1:51.067 P	37.603	39.357	34.107	231.2	9:28:18.671
8	1	1:46.832	37.455	39.061	30.316	229.7	9:32:48.979	8	1	3:19.831	2:07.508	38.656	33.667		9:31:38.502
9	1	1:51.866	39.357	41.499	31.010	230.2	9:34:40.845	9	1	1:43.129	36.642	37.852	28.635	230.7	9:33:21.631
10	1	1:53.740	37.425	39.838	36.477	229.7	9:36:34.585	10	1	1:42.435	36.320	37.414	28.701	233.2	9:35:04.066
11	1	1:46.800	37.336	39.534	29.930	230.2	9:38:21.385	11	1	1:45.475	36.547	38.638	30.290	233.2	9:36:49.541
12	1	1:45.584	37.083	38.602	29.899	231.2	9:40:06.969	12	1	1:48.354 P	36.452	37.796	34.106	231.7	9:38:37.895
13	1	2:09.530 P	49.609	44.066	35.855	200.3	9:42:16.499								

63 Leonardo Moncini Lamborghini Huracan Evo 2 **77** Alfredo Hernández Mercedes AMG GT3 EVO
 PRO Rodrigo Testa Scuderia Villorba Corse AM Grupo Prom Racing Team

Lap	D	Time	Sector 1	Sector 2	Sector 3	T. Spd	Elapsed	Lap	D	Time	Sector 1	Sector 2	Sector 3	T. Spd	Elapsed
1	1	9:16:52.936	9:15:43.577	39.479	29.880		9:16:52.936	1	1	9:17:30.042	9:16:15.532	43.577	30.933		9:17:30.042
2	1	1:46.168	37.081	39.245	29.842	232.2	9:18:39.104	2	1	1:51.566	38.414	42.058	31.094	226.8	9:19:21.608
3	1	1:43.512	36.661	37.879	28.972	234.2	9:20:22.616	3	1	1:50.652	38.715	41.579	30.358	225.9	9:21:12.260
4	1	1:43.395	36.481	37.661	29.253	233.2	9:22:06.011	4	1	1:58.666 P	39.915	41.499	37.252	225.9	9:23:10.926
5	1	2:00.666	39.263	40.884	40.519	232.7	9:24:06.677	5	1	2:09.574	1:47.657	51.156	30.761		9:26:20.500
6	1	1:50.397	36.694	39.148	34.555	231.7	9:25:57.074	6	1	1:48.804	38.309	40.491	30.004	224.5	9:28:09.304
7	1	1:43.223	36.580	37.558	29.085	233.2	9:27:40.297	7	1	1:47.353	37.806	39.823	29.724	226.4	9:29:56.657
8	1	1:49.114 P	36.882	38.403	33.829	232.2	9:29:29.411	8	1	1:48.738	37.794	40.109	30.835	227.3	9:31:45.395
9	1	3:26.713	2:05.006	41.361	40.346		9:32:56.124	9	1	1:47.058	37.615	39.679	29.764	227.8	9:33:32.453
10	1	1:45.191	36.707	39.189	29.295	233.7	9:34:41.315	10	1	1:47.712	37.793	39.798	30.121	228.8	9:35:20.165
11	1	1:48.918	37.274	39.457	32.187	234.2	9:36:30.233	11	1	1:46.970	37.722	39.475	29.773	227.3	9:37:07.135
12	1	1:42.640	36.494	37.390	28.756	234.2	9:38:12.873	12	1	1:46.649	37.587	39.197	29.865	228.8	9:38:53.784
13	1	1:43.007	36.512	37.749	28.746	234.2	9:39:55.880	13	1	1:46.469	37.442	38.798	30.229	228.3	9:40:40.253
14	1	1:42.860	36.413	37.539	28.908	234.7	9:41:38.740	14	1	2:12.351 P	43.495	47.766	41.090	228.3	9:42:52.604
15	1	2:48.542 P	58.128	1:00.607	49.807	228.8	9:44:27.282								





Hungaroring
International GT Open
Qualifying - 2 Driver - 2
Lap Analysis



79 Seweryn Mazur Lamborghini Huracan Evo 2 **107** Rey Acosta Ferrari 296 GT3 EVO
 AM Sendom Racing Team AM Marco Bonanomi AF Corse

Lap	D	Time	Sector 1	Sector 2	Sector 3	T. Spd	Elapsed	Lap	D	Time	Sector 1	Sector 2	Sector 3	T. Spd	Elapsed
1		9:18:26.822	9:17:17.356	40.304	29.162		9:18:26.822	1	1	9:18:19.370	9:17:04.386	43.616	31.368		9:18:19.370
2		1:45.124	37.188	38.512	29.424	231.2	9:20:11.946	2	1	1:49.664	38.552	40.725	30.387	226.8	9:20:09.034
3		1:45.117	36.973	38.643	29.501	231.7	9:21:57.063	3	1	1:46.711	37.590	39.542	29.579	226.4	9:21:55.745
4		2:04.712 P	40.484	46.196	38.032	230.2	9:24:01.775	4	1	1:46.560	37.684	39.124	29.752	228.3	9:23:42.305
5		4:54.387	3:47.199	38.365	28.823		9:28:56.162	5	1	1:46.207	37.455	38.853	29.899	228.3	9:25:28.512
6		1:43.951	36.745	38.232	28.974	230.7	9:30:40.113	6	1	1:52.133 P	37.512	39.311	35.310	228.3	9:27:20.645
7		1:43.976	36.716	38.033	29.227	231.2	9:32:24.089	7	1	3:20.861	2:09.187	40.166	31.508		9:30:41.506
8		1:55.018	40.487	44.797	29.734	229.7	9:34:19.107	8	1	1:46.245	37.731	38.873	29.641	227.3	9:32:27.751
9		1:54.248 P	36.594	38.507	39.147	232.7	9:36:13.355	9	1	1:47.365	37.604	39.954	29.807	227.8	9:34:15.116

88 Darren Kell McLaren 720 Evo GT3
 PROAM James Kell Track Focused

Lap	D	Time	Sector 1	Sector 2	Sector 3	T. Spd	Elapsed
1	2	9:17:18.188	9:16:01.850	42.393	33.945		9:17:18.188
2	2	1:44.796	37.198	38.352	29.246	226.8	9:19:02.984
3	2	1:44.407	37.122	37.864	29.421	227.3	9:20:47.391
4	2	1:45.580	37.320	38.388	29.872	226.8	9:22:32.971
5	2	1:44.063	37.024	37.870	29.159	230.2	9:24:17.024
6	2	1:48.909 P	37.223	38.196	33.490	227.8	9:26:05.933
7	2	6:42.408	5:25.646	39.848	36.914		9:32:48.341
8	2	1:45.540	37.187	38.631	29.722	228.3	9:34:33.881
9	2	1:43.819	36.976	37.644	29.199	227.8	9:36:17.700
10	2	1:43.766	36.861	37.846	29.059	228.3	9:38:01.466
11	2	1:44.831	36.890	37.804	30.137	229.2	9:39:46.297
12	2	1:43.661	37.045	37.633	28.983	229.7	9:41:29.958
13	2	2:25.664 P	55.709	51.268	38.687	195.6	9:43:55.622

500 Antal Zsigo BMW M4 GT3 EVO
 AM Csaba Walter Gamota Racing

Lap	D	Time	Sector 1	Sector 2	Sector 3	T. Spd	Elapsed
1	2	9:17:01.011	9:15:49.190	41.267	30.554		9:17:01.011
2	2	1:46.563	37.935	39.226	29.402	230.2	9:18:47.574
3	2	1:44.877	37.049	38.718	29.110	231.7	9:20:32.451
4	2	1:44.792	36.866	38.553	29.373	230.7	9:22:17.243
5	2	1:44.611	36.789	38.433	29.389	232.2	9:24:01.854
6	2	1:52.746 P	37.938	40.028	34.780	231.7	9:25:54.600
7	2	6:22.665	5:12.005	40.746	29.914		9:32:17.265
8	2	1:44.553	37.280	38.206	29.067	232.2	9:34:01.818
9	2	1:44.025	36.740	38.285	29.000	232.7	9:35:45.843
10	2	1:43.997	36.715	38.211	29.071	232.7	9:37:29.840
11	2	1:44.104	36.952	38.149	29.003	233.2	9:39:13.944
12	2	2:07.836 P	40.188	43.293	44.355	233.2	9:41:21.780

96 Yaroslav Veselaho Ferrari 296 GT3 EVO
 PRO Thomas Neubauer AF Corse

Lap	D	Time	Sector 1	Sector 2	Sector 3	T. Spd	Elapsed
1	2	9:18:17.439	9:17:01.825	44.279	31.335		9:18:17.439
2	2	1:43.550	36.822	37.845	28.883	229.7	9:20:00.989
3	2	1:48.854	36.772	37.577	34.502	230.7	9:21:49.840
4	2	1:48.106	36.871	38.237	33.088	231.2	9:23:38.036
5	2	1:42.942	36.712	37.486	28.744	231.2	9:25:20.978
6	2	1:48.620 P	36.700	38.331	33.589	231.2	9:27:09.598
7	2	5:36.183	4:20.088	41.488	34.607		9:32:45.781
8	2	1:42.903	36.643	37.629	28.631	232.2	9:34:28.684
9	2	1:46.539	36.594	37.299	32.646	232.2	9:36:15.223
10	2	1:42.545	36.547	37.337	28.661	230.7	9:37:57.768
11	2	1:43.194	36.773	37.533	28.888	231.7	9:39:40.962
12	2	1:46.450 P	36.565	37.421	32.464	231.7	9:41:27.412

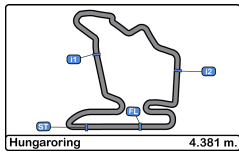
777 Marcin Jedliński Ferrari 296 GT3 EVO
 PROAM Karol Basz Olimp Racing

Lap	D	Time	Sector 1	Sector 2	Sector 3	T. Spd	Elapsed
1	2	9:19:34.576	9:18:14.338	50.805	29.433		9:19:34.576
2	2	1:47.481	36.599	38.469	32.413	231.7	9:21:22.057
3	2	1:43.003	36.499	37.698	28.806	230.2	9:23:05.060
4	2	1:49.828	36.628	43.772	29.428	231.2	9:24:54.888
5	2	1:47.908 P	36.625	37.608	33.675	231.7	9:26:42.796
6	2	6:24.941	5:17.687	38.152	29.102		9:33:07.737
7	2	1:45.571	36.460	37.367	31.744	230.7	9:34:53.308
8	2	1:42.859	36.432	37.607	28.820	232.7	9:36:36.167
9	2	1:43.558	36.379	38.189	28.990	233.2	9:38:19.725
10	2	1:42.642	36.391	37.417	28.834	232.2	9:40:02.367
11	2	2:02.530 P	46.979	39.872	35.679	201.4	9:42:04.897

97 Charles Bateman Aston Martin AMR Vantage GT3 EVO
 PROAM Kobe Pauwels Blackthorn

Lap	D	Time	Sector 1	Sector 2	Sector 3	T. Spd	Elapsed
1	1	9:23:03.582	9:21:52.423	41.502	29.657		9:23:03.582
2	1	1:44.046	36.929	38.343	28.774	232.7	9:24:47.628
3	1	1:43.654	36.800	38.065	28.789	234.2	9:26:31.282
4	1	1:44.556	36.707	38.234	29.615	234.7	9:28:15.838
5	1	1:48.180	36.842	40.388	30.950	233.7	9:30:04.018
6	1	1:49.884 P	36.666	38.406	34.812	234.2	9:31:53.902





Hungaroring
International GT Open
Qualifying - 2 Driver - 2
Lap Analysis



911

Pietro Armani

Porsche 911 GT3 R EVO (992)

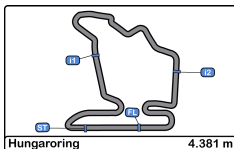
PRO

Alex Fontana

ZRS Motorsport

Lap	D	Time	Sector 1	Sector 2	Sector 3	T. Spd	Elapsed
1	1	9:18:01.243	9:16:47.021	41.916	32.306		9:18:01.243
2	1	1:48.258	36.590	37.832	33.836	231.7	9:19:49.501
3	1	1:43.103	36.675	37.794	28.634	230.7	9:21:32.604
4	1	1:43.243	36.707	37.581	28.955	230.2	9:23:15.847
5	1	1:45.385	36.703	38.218	30.464	232.2	9:25:01.232
6	1	1:49.416 P	36.805	37.522	35.089	231.2	9:26:50.648
7	1	4:53.958	3:44.168	40.012	29.778		9:31:44.606
8	1	1:42.874	36.775	37.516	28.583	230.2	9:33:27.480
9	1	1:42.900	36.577	37.433	28.890	231.7	9:35:10.380
10	1	1:45.008	36.700	37.721	30.587	230.2	9:36:55.388
11	1	1:43.073	36.689	37.605	28.779	231.2	9:38:38.461
12	1	2:02.555 P	41.663	41.876	39.016	231.7	9:40:41.016



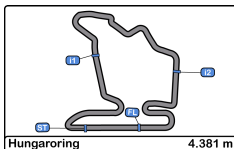


Hungaroring
International GT Open
Qualifying - 2 Driver - 2
Best Sectors Results



Sector - 1		Sector - 2		Sector - 3		Ideal Lap vs Best Lap					
Clas	Nº Driver	Time	Nº Driver	Time	Nº Driver	Time	Clas	Nº Driver	Ideal Lap	Best Lap	Clas
1	75 Filip Salaquarda	36.320	17 Tom Emson	37.139	28 Dominik Baumann	28.495	1	17 Tom Emson	1:42.112	1:42.113	1
2	17 Tom Emson	36.365	54 Yannick Mettler	37.148	71 Christian Mansell	28.511	2	28 Dominik Baumann	1:42.136	1:42.225	2
3	777 Karol Basz	36.379	28 Dominik Baumann	37.172	51 Tommaso Mosca	28.555	3	71 Christian Mansell	1:42.282	1:42.523	6
4	63 Leonardo Moncini	36.413	33 Zac Meakin	37.219	911 Pietro Armanni	28.583	4	33 Zac Meakin	1:42.310	1:42.457	4
5	28 Dominik Baumann	36.469	71 Christian Mansell	37.267	33 Zac Meakin	28.594	5	54 Yannick Mettler	1:42.341	1:42.468	5
6	51 Tommaso Mosca	36.474	96 Thomas Neubauer	37.299	17 Tom Emson	28.608	6	51 Tommaso Mosca	1:42.352	1:42.534	7
7	54 Yannick Mettler	36.490	51 Tommaso Mosca	37.323	96 Thomas Neubauer	28.631	7	75 Filip Salaquarda	1:42.369	1:42.435	3
8	33 Zac Meakin	36.497	777 Karol Basz	37.367	7 Fabian Dybionka	28.634	8	96 Thomas Neubauer	1:42.477	1:42.545	8
9	71 Christian Mansell	36.504	63 Leonardo Moncini	37.390	75 Filip Salaquarda	28.635	9	63 Leonardo Moncini	1:42.549	1:42.640	9
10	96 Thomas Neubauer	36.547	75 Filip Salaquarda	37.414	6 Adrian Lewandowski	28.669	10	777 Karol Basz	1:42.552	1:42.642	10
11	911 Pietro Armanni	36.577	911 Pietro Armanni	37.433	54 Yannick Mettler	28.703	11	911 Pietro Armanni	1:42.593	1:42.874	11
12	7 Fabian Dybionka	36.592	5 Krystian Korzeniowski	37.608	63 Leonardo Moncini	28.746	12	7 Fabian Dybionka	1:42.882	1:43.106	12
13	79 Seweryn Mazur	36.594	88 James Kell	37.633	97 Charles Bateman	28.774	13	5 Krystian Korzeniowski	1:43.115	1:43.115	13
14	97 Charles Bateman	36.666	7 Fabian Dybionka	37.656	777 Karol Basz	28.806	14	6 Adrian Lewandowski	1:43.311	1:43.447	14
15	5 Krystian Korzeniowski	36.701	16 Galid Osman	37.781	5 Krystian Korzeniowski	28.806	15	79 Seweryn Mazur	1:43.450	1:43.951	18
16	500 Csaba Walter	36.715	6 Adrian Lewandowski	37.861	79 Seweryn Mazur	28.823	16	88 James Kell	1:43.477	1:43.661	16
17	6 Adrian Lewandowski	36.781	12 Joel Monegro Reyes	37.946	11 Alexander Schwarzer	28.931	17	97 Charles Bateman	1:43.505	1:43.654	15
18	16 Galid Osman	36.849	26 Michaël Blanchemain	37.971	12 Joel Monegro Reyes	28.981	18	16 Galid Osman	1:43.663	1:43.663	17
19	88 James Kell	36.861	79 Seweryn Mazur	38.033	88 James Kell	28.983	19	500 Csaba Walter	1:43.864	1:43.997	19
20	14 Piotr Wira	36.867	14 Piotr Wira	38.037	500 Csaba Walter	29.000	20	12 Joel Monegro Reyes	1:43.909	1:44.153	21
21	11 Alexander Schwarzer	36.941	97 Charles Bateman	38.065	16 Galid Osman	29.033	21	11 Alexander Schwarzer	1:43.977	1:44.277	23
22	12 Joel Monegro Reyes	36.982	11 Alexander Schwarzer	38.105	26 Michaël Blanchemain	29.110	22	14 Piotr Wira	1:44.071	1:44.104	20
23	26 Michaël Blanchemain	37.056	500 Csaba Walter	38.149	14 Piotr Wira	29.167	23	26 Michaël Blanchemain	1:44.137	1:44.174	22
24	55 Laurent De Meeus	37.083	107 Rey Acosta	38.508	55 Laurent De Meeus	29.309	24	55 Laurent De Meeus	1:44.994	1:45.584	25
25	107 Rey Acosta	37.111	55 Laurent De Meeus	38.602	107 Rey Acosta	29.515	25	107 Rey Acosta	1:45.134	1:45.175	24
26	77 Alfredo Hernández	37.442	77 Alfredo Hernández	38.798	77 Alfredo Hernández	29.724	26	77 Alfredo Hernández	1:45.964	1:46.469	26



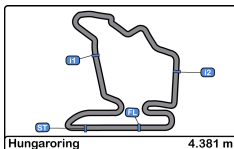


Hungaroring
International GT Open
Qualifying - 2 Driver - 2
Best 5 Lap Times



Cl	N°	Entrant/Team	Nat	Driver 1	Nat	Driver 2	Nat	Vehicle	Cat	Cl	Best 1		Best 2		Best 3		Best 4		Best 5	
											Time	Lap	Time	Lap	Time	Lap	Time	Lap	Time	Lap
1	17	Elite Motorsport with Entire Race Engineering	GBR	Tom Emson	GBR	Tom Lebbon	GBR	Ferrari 296 GT3 EVO	PRO	1	1:42.113	10	1:42.382	6	1:42.765	4	1:47.534	7	1:49.419	5
2	28	Team Motopark	DEU	Marcelo Ramírez	MEX	Dominik Baumann	AUT	Mercedes AMG GT3 EVO	PRO	2	1:42.225	9	1:42.424	5	1:42.440	11	1:42.462	6	1:42.531	4
3	75	Team ISR	CZE	Filip Salaquarda	CZE	Libor Milota	CZE	Audi R8 LMS GT3 Evo II	PROAM	1	1:42.435	10	1:43.129	9	1:43.187	5	1:44.209	6	1:44.247	2
4	33	Greystone GT	GBR	Zac Meakin	GBR	Dean Macdonald	GBR	McLaren 720s GT3 Evo	PRO	3	1:42.457	11	1:42.730	10	1:42.764	6	1:43.021	4	1:46.906	9
5	54	CBRX by SPS	DEU	Dexter Müller	CHE	Yannick Mettler	CHE	Mercedes AMG GT3 EVO	PROAM	2	1:42.468	12	1:42.809	5	1:42.960	4	1:43.252	6	1:44.547	11
6	71	Team Motopark	DEU	Christian Mansell	AUS	Maximilian Götz	DEU	Mercedes AMG GT3 EVO	PRO	4	1:42.523	8	1:42.530	11	1:42.715	10	1:42.907	4	1:43.107	5
7	51	AF Corse	ITA	Rafael Durán	ESP	Tommaso Mosca	ITA	Ferrari 296 GT3 EVO	PRO	5	1:42.534	11	1:42.648	10	1:42.752	5	1:42.775	8	1:42.797	12
8	96	AF Corse	ITA	Yaroslav Veselaho	CZE	Thomas Neubauer	ITA	Ferrari 296 GT3 EVO	PRO	6	1:42.545	10	1:42.903	8	1:42.942	5	1:43.194	11	1:43.550	2
9	63	Scuderia Villorba Corse	ITA	Leonardo Moncini	ITA	Rodrigo Testa	ITA	Lamborghini Huracan Evo 2	PRO	7	1:42.640	12	1:42.860	14	1:43.223	7	1:43.395	4	1:43.512	3
10	777	Olimp Racing	POL	Marcin Jedliński	POL	Karol Basz	POL	Ferrari 296 GT3 EVO	PROAM	3	1:42.642	10	1:42.859	8	1:43.003	3	1:45.571	7	1:47.481	2
11	911	ZRS Motorsport	ITA	Pietro Armani	ITA	Alex Fontana	CHE	Porsche 911 GT3 R EVO (992)	PRO	8	1:42.874	8	1:42.900	9	1:43.073	11	1:43.103	3	1:43.243	4
12	7	4F PTT Racing Team	POL	Hubert Darmetko	POL	Fabian Dybionka	POL	BMW M4 GT3 EVO	PROAM*	4	1:43.106	10	1:43.186	9	1:43.323	11	1:43.423	5	1:43.497	3
13	5	Olimp Racing	POL	Krystian Korzeniowski	POL		POL	Ferrari 296 GT3 EVO	AM	1	1:43.115	10	1:43.361	8	1:43.676	7	1:44.073	6	1:44.298	3
14	6	Baron Motorsport Team	AUT	Adrian Lewandowski	POL		POL	Ferrari 296 GT3	AM	2	1:43.447	13	1:43.448	9	1:43.618	8	1:43.696	5	1:44.309	4
15	97	Blackthorn	GBR	Charles Bateman	GBR	Kobe Pauwels	BEL	Aston Martin AMR Vantage GT3	PROAM	5	1:43.654	3	1:44.046	2	1:44.556	4	1:48.180	5	1:49.884	6
16	88	Track Focused	GBR	Darren Kell	GBR	James Kell	GBR	McLaren 720 Evo GT3	PROAM	6	1:43.661	12	1:43.766	10	1:43.819	9	1:44.407	3	1:44.796	2
17	16	AF Corse	ITA	Marcelo Hahn	BRA	Galid Osman	BRA	Ferrari 296 GT3 EVO	AM	3	1:43.663	8	1:47.912	4	1:48.919	3	1:52.807	2	1:53.793	10
18	79	Sendom Racing Team	POL	Seweryn Mazur	POL		POL	Lamborghini Huracan Evo 2	AM	4	1:43.951	6	1:43.976	7	1:45.117	3	1:45.124	2	1:55.018	8
19	500	Gamota Racing	SVK	Antal Zsigo	SVK	Csaba Walter	HUN	BMW M4 GT3 EVO	AM	5	1:43.997	10	1:44.025	9	1:44.104	11	1:44.553	8	1:44.611	5
20	14	Good Speed Racing Team	POL	Piotr Wira	POL	Tomasz Magdziarz	POL	Aston Martin AMR Vantage GT3	AM	6	1:44.104	11	1:44.957	6	1:44.963	10	1:45.117	9	1:45.486	5
21	12	Fach Auto Tech	CHE	Joel Monegro Reyes	DOM		CHE	Porsche 911 GT3 R EVO (992)	AM	7	1:44.153	7	1:44.185	11	1:44.363	12	1:44.702	6	1:45.025	10
22	26	Saintéloc Racing	FRA	Michaël Blanchemain	FRA	Jim Pla	FRA	Audi R8 LMS GT3 Evo II	PROAM	7	1:44.174	13	1:44.283	11	1:44.429	9	1:44.450	12	1:45.025	6
23	11	Fach Auto Tech	CHE	Alexander Schwarzer	DEU	Alexander Fach	CHE	Porsche 911 GT3 R EVO (992)	PROAM	8	1:44.277	10	1:44.279	12	1:44.543	4	1:44.669	11	1:48.567	2
24	107	AF Corse	ITA	Rey Acosta	USA	Marco Bonanomi	ITA	Ferrari 296 GT3 EVO	AM	8	1:45.175	13	1:45.469	12	1:45.737	10	1:45.875	11	1:46.207	5
25	55	AF Corse	ITA	Laurent De Meeus	BEL	Vincent Abril	FRA	Ferrari 296 GT3 EVO	PROAM	9	1:45.584	12	1:45.689	7	1:46.083	4	1:46.832	8	1:50.210	2
26	77	Grupo Prom Racing Team	DEU	Alfredo Hernández	MEX		DEU	Mercedes AMG GT3 EVO	AM	9	1:46.469	13	1:46.649	12	1:46.970	11	1:47.058	9	1:47.353	7



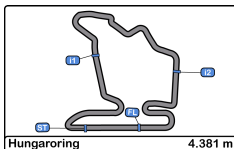


Hungaroring
International GT Open
Qualifying - 2 Driver - 2
Best 5 Top Speeds



Cl	N°	Entrant/Team	Nat	Driver 1	Nat	Driver 2	Nat	Vehicle	Cat	Cl	Top 1		Top 2		Top 3		Top 4		Top 5		Avg
											Km/h	Lap	Km/h	Lap	Km/h	Lap	Km/h	Lap	Km/h	Lap	
1	7	4F PTT Racing Team	POL	Hubert Darmetko	POL	Fabian Dybionka	POL	BMW M4 GT3 EVO	PROAM*	1	235.8	12	235.2	10	235.2	11	234.7	7	234.7	13	235.1
2	63	Scuderia Villorba Corse	ITA	Leonardo Moncini	ITA	Rodrigo Testa	ITA	Lamborghini Huracan Evo 2	PRO	1	234.7	14	234.2	3	234.2	11	234.2	12	234.2	13	234.3
3	97	Blackthorn	GBR	Charles Bateman	GBR	Kobe Pauwels	GBR	Aston Martin AMR Vantage GT3	PROAM	2	234.7	4	234.2	3	234.2	6	233.7	5	232.7	2	233.9
4	75	Team ISR	CZE	Filip Salaquarda	CZE	Libor Milota	CZE	Audi R8 LMS GT3 Evo II	PROAM	3	233.2	10	233.2	11	232.2	3	231.7	12	231.2	2	232.3
5	500	Gamota Racing	HUN	Antal Zsigo	HUN	Csaba Walter	HUN	BMW M4 GT3 EVO	AM	1	233.2	11	233.2	12	232.7	9	232.7	10	232.2	5	232.8
6	777	Olimp Racing	POL	Marcin Jedliński	POL	Karol Basz	POL	Ferrari 296 GT3 EVO	PROAM	4	233.2	9	232.7	8	232.2	10	231.7	2	231.7	5	232.3
7	28	Team Motopark	MEX	Marcelo Ramírez	MEX	Dominik Baumann	AUT	Mercedes AMG GT3 EVO	PRO	2	232.7	10	231.2	9	230.7	5	230.7	12	230.2	2	231.1
8	33	Greystone GT	GBR	Zac Meakin	GBR	Dean Macdonald	GBR	McLaren 720s GT3 Evo	PRO	3	232.7	12	231.7	9	231.7	11	231.2	5	231.2	10	231.7
9	71	Team Motopark	DEU	Christian Mansell	AUS	Maximilian Götz	DEU	Mercedes AMG GT3 EVO	PRO	4	232.7	9	231.2	5	231.2	10	231.2	11	230.2	4	231.3
10	79	Sendom Racing Team	POL	Seweryn Mazur	POL			Lamborghini Huracan Evo 2	AM	2	232.7	9	231.7	3	231.2	2	231.2	7	230.7	6	231.5
11	17	Elite Motorsport with Entire Race Engineering	GBR	Tom Emson	GBR	Tom Lebbon	GBR	Ferrari 296 GT3 EVO	PRO	5	232.2	10	232.2	11	232.2	12	230.7	5	230.7	6	231.6
12	96	AF Corse	ITA	Yaroslav Veselaho	CHE	Thomas Neubauer	FRA	Ferrari 296 GT3 EVO	PRO	6	232.2	8	232.2	9	231.7	11	231.7	12	231.2	4	231.8
13	911	ZRS Motorsport	ITA	Pietro Armani	ITA	Alex Fontana	CHE	Porsche 911 GT3 R EVO (992)	PRO	7	232.2	5	231.7	2	231.7	9	231.7	12	231.2	6	231.7
14	51	AF Corse	ITA	Rafael Durán	ESP	Tommaso Mosca	ITA	Ferrari 296 GT3 EVO	PRO	8	231.7	8	231.7	11	230.7	3	230.7	4	230.7	5	231.1
15	54	CBRX by SPS	DEU	Dexter Müller	CHE	Yannick Mettler	CHE	Mercedes AMG GT3 EVO	PROAM	5	231.7	13	231.2	10	230.2	6	230.2	9	230.2	11	230.7
16	55	AF Corse	ITA	Laurent De Meeus	FRA	Vincent Abril	FRA	Ferrari 296 GT3 EVO	PROAM	6	231.2	12	230.2	9	230.2	11	229.7	8	229.7	10	230.2
17	6	Baron Motorsport Team	AUT	Adrian Lewandowski	POL			Ferrari 296 GT3	AM	3	230.7	12	229.7	2	229.7	10	229.7	13	228.8	14	229.7
18	12	Fach Auto Tech	CHE	Joel Monegro Reyes	DNK			Porsche 911 GT3 R EVO (992)	AM	4	230.7	10	230.7	12	230.2	7	230.2	11	230.2	13	230.4
19	14	Good Speed Racing Team	POL	Piotr Wira	POL	Tomasz Magdziarz	POL	Aston Martin AMR Vantage GT3	AM	5	230.7	11	230.7	12	230.7	13	230.2	10	229.2	6	230.3
20	88	Track Focused	GBR	Darren Kell	GBR	James Kell	GBR	McLaren 720 Evo GT3	PROAM	7	230.2	5	229.7	12	229.2	11	228.3	8	228.3	10	229.2
21	16	AF Corse	ITA	Marcelo Hahn	BRA	Galid Osman	BRA	Ferrari 296 GT3 EVO	AM	6	229.7	9	228.8	11	227.8	3	227.8	7	227.8	10	228.4
22	107	AF Corse	ITA	Rey Acosta	USA	Marco Bonanomi	ITA	Ferrari 296 GT3 EVO	AM	7	229.2	13	228.3	4	228.3	5	228.3	6	228.3	11	228.5
23	77	Grupo Prom Racing Team	DEU	Alfredo Hernández	MEX			Mercedes AMG GT3 EVO	AM	8	228.8	10	228.8	12	228.3	13	228.3	14	227.8	9	228.4
24	11	Fach Auto Tech	CHE	Alexander Schwarzer	DEU	Alexander Fach	CHE	Porsche 911 GT3 R EVO (992)	PROAM	8	228.3	9	228.3	10	227.8	11	227.3	4	227.3	5	227.8
25	26	Saintéloc Racing	FRA	Michaël Blanchemain	FRA	Jim Pla	FRA	Audi R8 LMS GT3 Evo II	PROAM	9	228.3	13	227.8	12	226.8	4	226.8	5	226.8	11	227.3



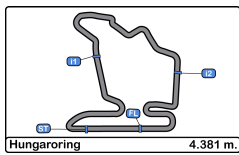


Hungaroring
International GT Open
Qualifying - 2 Driver - 2
Fastest Laps Sequence



Lap	Time of Day	Session Time	Nº Entrant/Team	Nat	Driver 1	Nat	Driver 2	Nat	Vehicle	Cat	Time	Km/h
2	9:18:39.104	3:39.104	63 Scuderia Villorba Corse	ITA	Leonardo Moncini	ITA	Rodrigo Testa	PRT	Lamborghini Huracan Evo 2	PRO	1:46.168	148.5
2	9:18:49.585	3:49.585	5 Olimp Racing	POL	Krystian Korzeniowski	POL			Ferrari 296 GT3 EVO	AM	1:45.313	149.7
2	9:19:02.984	4:02.984	88 Track Focused	GBR	Darren Kell	GBR	James Kell	GBR	McLaren 720 Evo GT3	PROAM	1:44.796	150.4
2	9:19:29.350	4:29.350	75 Team ISR	CZE	Filip Salaquarda	CZE	Libor Milota	CZE	Audi R8 LMS GT3 Evo II	PROAM	1:44.247	151.2
2	9:20:00.989	5:00.989	96 AF Corse	ITA	Yaroslav Veselaho	UKR	Thomas Neubauer	FRA	Ferrari 296 GT3 EVO	PRO	1:43.550	152.3
3	9:20:22.616	5:22.616	63 Scuderia Villorba Corse	ITA	Leonardo Moncini	ITA	Rodrigo Testa	PRT	Lamborghini Huracan Evo 2	PRO	1:43.512	152.3
3	9:21:24.236	6:24.236	7 4F PTT Racing Team	POL	Hubert Darmetko	POL	Fabian Dybionka	POL	BMW M4 GT3 EVO	PROAM*	1:43.497	152.3
3	9:21:27.857	6:27.857	51 AF Corse	ITA	Rafael Durán	ESP	Tommaso Mosca	ITA	Ferrari 296 GT3 EVO	PRO	1:42.914	153.2
4	9:23:59.058	8:59.058	17 Elite Motorsport with Entire Race Engineering	GBR	Tom Emson	GBR	Tom Lebbon	GBR	Ferrari 296 GT3 EVO	PRO	1:42.765	153.4
5	9:24:56.876	9:56.876	51 AF Corse	ITA	Rafael Durán	ESP	Tommaso Mosca	ITA	Ferrari 296 GT3 EVO	PRO	1:42.752	153.4
4	9:25:23.833	10:23.833	28 Team Motopark	DEU	Marcelo Ramírez	MEX	Dominik Baumann	AUT	Mercedes AMG GT3 EVO	PRO	1:42.531	153.8
5	9:27:06.257	12:06.257	28 Team Motopark	DEU	Marcelo Ramírez	MEX	Dominik Baumann	AUT	Mercedes AMG GT3 EVO	PRO	1:42.424	153.9
6	9:27:30.859	12:30.859	17 Elite Motorsport with Entire Race Engineering	GBR	Tom Emson	GBR	Tom Lebbon	GBR	Ferrari 296 GT3 EVO	PRO	1:42.382	154.0
10	9:35:24.916	20:24.916	17 Elite Motorsport with Entire Race Engineering	GBR	Tom Emson	GBR	Tom Lebbon	GBR	Ferrari 296 GT3 EVO	PRO	1:42.113	154.4





Hungaroring
International GT Open
Qualifying - 2 Driver - 2
Pit Stop Analysis



5 Krystian Korzeniowski Ferrari 296 GT3 EVO
 AM Olimp Racing

N°	In Day Time	In Time	Out Time	Pit Time	T. Pit Time	Handicap	Diff.
1	9:22:19.678	9:22:19.678	9:27:42.690	5:23.012	5:23.012		

6 Adrian Lewandowski Ferrari 296 GT3
 AM Baron Motorsport Team

N°	In Day Time	In Time	Out Time	Pit Time	T. Pit Time	Handicap	Diff.
1	9:26:12.239	9:26:12.239	9:28:18.031	2:05.792	2:05.792		

7 Hubert Darmetko BMW M4 GT3 EVO
 PROAM* Fabian Dybionka 4F PTT Racing Team

N°	In Day Time	In Time	Out Time	Pit Time	T. Pit Time	Handicap	Diff.
1	9:28:21.039	9:28:21.039	9:29:52.169	1:31.130	1:31.130		

11 Alexander Schwarzer Porsche 911 GT3 R EVO (992)
 PROAM Alexander Fach Fach Auto Tech

N°	In Day Time	In Time	Out Time	Pit Time	T. Pit Time	Handicap	Diff.
1	9:26:56.516	9:26:56.516	9:30:25.486	3:28.970	3:28.970		

12 Joel Monegro Reyes Porsche 911 GT3 R EVO (992)
 AM Fach Auto Tech

N°	In Day Time	In Time	Out Time	Pit Time	T. Pit Time	Handicap	Diff.
1	9:29:42.172	9:29:42.172	9:31:22.552	1:40.380	1:40.380		

14 Piotr Wira Aston Martin AMR Vantage GT3 EVO
 AM Tomasz Magdziarz Good Speed Racing Team

N°	In Day Time	In Time	Out Time	Pit Time	T. Pit Time	Handicap	Diff.
1	9:29:08.539	9:29:08.539	9:30:35.213	1:26.674	1:26.674		

16 Marcelo Hahn Ferrari 296 GT3 EVO
 AM Galid Osman AF Corse

N°	In Day Time	In Time	Out Time	Pit Time	T. Pit Time	Handicap	Diff.
1	9:26:18.798	9:26:18.798	9:27:35.646	1:16.848	1:16.848		

17 Tom Emson Ferrari 296 GT3 EVO
 PRO Tom Lebbon Elite Motorsport with Entire Race Engine

N°	In Day Time	In Time	Out Time	Pit Time	T. Pit Time	Handicap	Diff.
1	9:19:46.790	9:19:46.790	9:20:28.894	42.104	42.104		
2	9:29:15.962	9:29:15.962	9:30:04.119	48.157	1:30.261		

26 Michaël Blanchemain Audi R8 LMS GT3 Evo II
 PROAM Jim Pla Saintéloc Racing

N°	In Day Time	In Time	Out Time	Pit Time	T. Pit Time	Handicap	Diff.
1	9:29:24.202	9:29:24.202	9:30:26.620	1:02.418	1:02.418		

28 Marcelo Ramírez Mercedes AMG GT3 EVO
 PRO Dominik Baumann Team Motopark

N°	In Day Time	In Time	Out Time	Pit Time	T. Pit Time	Handicap	Diff.
1	9:18:57.220	9:18:57.220	9:21:54.490	2:57.270	2:57.270		
2	9:30:36.299	9:30:36.299	9:33:05.357	2:29.058	5:26.328		

33 Zac Meakin McLaren 720s GT3 Evo
 PRO Dean Macdonald Greystone GT

N°	In Day Time	In Time	Out Time	Pit Time	T. Pit Time	Handicap	Diff.
1	9:18:54.125	9:18:54.125	9:21:48.994	2:54.869	2:54.869		
2	9:30:26.152	9:30:26.152	9:32:33.747	2:07.595	5:02.464		

51 Rafael Durán Ferrari 296 GT3 EVO
 PRO Tommaso Mosca AF Corse

N°	In Day Time	In Time	Out Time	Pit Time	T. Pit Time	Handicap	Diff.
1	9:17:02.988	9:17:02.988	9:17:55.208	52.220	52.220		
2	9:26:45.738	9:26:45.738	9:30:41.664	3:55.926	4:48.146		

54 Dexter Müller Mercedes AMG GT3 EVO
 PROAM Yannick Mettler CBRX by SPS

N°	In Day Time	In Time	Out Time	Pit Time	T. Pit Time	Handicap	Diff.
1	9:18:56.285	9:18:56.285	9:19:52.133	55.848	55.848		
2	9:28:39.295	9:28:39.295	9:30:49.876	2:10.581	3:06.429		

55 Laurent De Meeus Ferrari 296 GT3 EVO
 PROAM Vincent Abril AF Corse

N°	In Day Time	In Time	Out Time	Pit Time	T. Pit Time	Handicap	Diff.
1	9:26:02.099	9:26:02.099	9:27:23.966	1:21.867	1:21.867		

63 Leonardo Moncini Lamborghini Huracan Evo 2
 PRO Rodrigo Testa Scuderia Villorba Corse

N°	In Day Time	In Time	Out Time	Pit Time	T. Pit Time	Handicap	Diff.
1	9:29:26.913	9:29:26.913	9:30:58.101	1:31.188	1:31.188		

71 Christian Mansell Mercedes AMG GT3 EVO
 PRO Maximilian Götz Team Motopark

N°	In Day Time	In Time	Out Time	Pit Time	T. Pit Time	Handicap	Diff.
1	9:19:09.710	9:19:09.710	9:21:24.014	2:14.304	2:14.304		
2	9:28:26.474	9:28:26.474	9:32:57.176	4:30.702	6:45.006		

75 Filip Salaquarda Audi R8 LMS GT3 Evo II
 PROAM Libor Milota Team ISR

N°	In Day Time	In Time	Out Time	Pit Time	T. Pit Time	Handicap	Diff.
1	9:28:16.238	9:28:16.238	9:29:50.535	1:34.297	1:34.297		

77 Alfredo Hernández Mercedes AMG GT3 EVO
 AM Grupo Prom Racing Team

N°	In Day Time	In Time	Out Time	Pit Time	T. Pit Time	Handicap	Diff.
1	9:23:07.819	9:23:07.819	9:24:18.393	1:10.574	1:10.574		

79 Seweryn Mazur Lamborghini Huracan Evo 2
 AM Seldom Racing Team

N°	In Day Time	In Time	Out Time	Pit Time	T. Pit Time	Handicap	Diff.
1	9:23:59.463	9:23:59.463	9:27:12.965	3:13.502	3:13.502		

88 Darren Kell McLaren 720 Evo GT3
 PROAM James Kell Track Focused

N°	In Day Time	In Time	Out Time	Pit Time	T. Pit Time	Handicap	Diff.
1	9:26:03.512	9:26:03.512	9:30:55.656	4:52.144	4:52.144		

96 Yaroslav Veselaho Ferrari 296 GT3 EVO
 PRO Thomas Neubauer AF Corse

N°	In Day Time	In Time	Out Time	Pit Time	T. Pit Time	Handicap	Diff.
1	9:27:07.186	9:27:07.186	9:30:53.849	3:46.663	3:46.663		

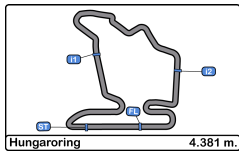
107 Rey Acosta Ferrari 296 GT3 EVO
 AM Marco Bonanomi AF Corse

N°	In Day Time	In Time	Out Time	Pit Time	T. Pit Time	Handicap	Diff.
1	9:27:18.005	9:27:18.005	9:28:52.283	1:34.278	1:34.278		

500 Antal Zsigo BMW M4 GT3 EVO
 AM Csaba Walter Gamota Racing

N°	In Day Time	In Time	Out Time	Pit Time	T. Pit Time	Handicap	Diff.
1	9:25:52.016	9:25:52.016	9:30:29.734	4:37.718	4:37.718		





Hungaroring
International GT Open
Qualifying - 2 Driver - 2
Pit Stop Analysis



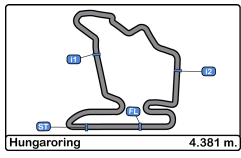
777 Marcin Jedliński Ferrari 296 GT3 EVO
PROAM Karol Basz Olimp Racing

N°	In Day Time	In Time	Out Time	Pit Time	T. Pit Time	Handicap	Diff.
1	9:26:40.318	9:26:40.318	9:31:25.282	4:44.964	4:44.964		

911 Pietro Armani Porsche 911 GT3 R EVO (992)
PRO Alex Fontana ZRS Motorsport

N°	In Day Time	In Time	Out Time	Pit Time	T. Pit Time	Handicap	Diff.
1	9:26:48.059	9:26:48.059	9:29:58.793	3:10.734	3:10.734		

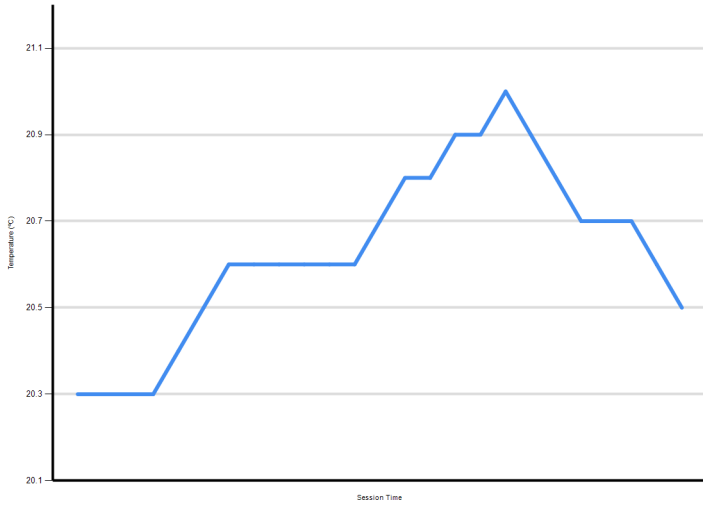




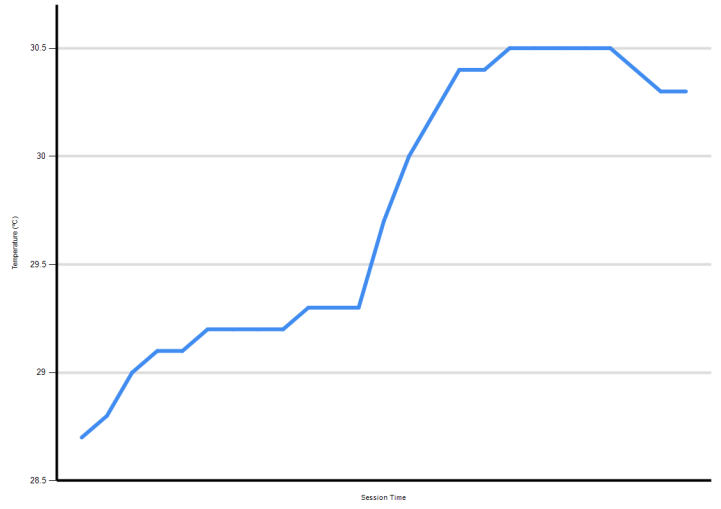
Hungaroring International GT Open Qualifying - 2 Driver - 2 Weather Report



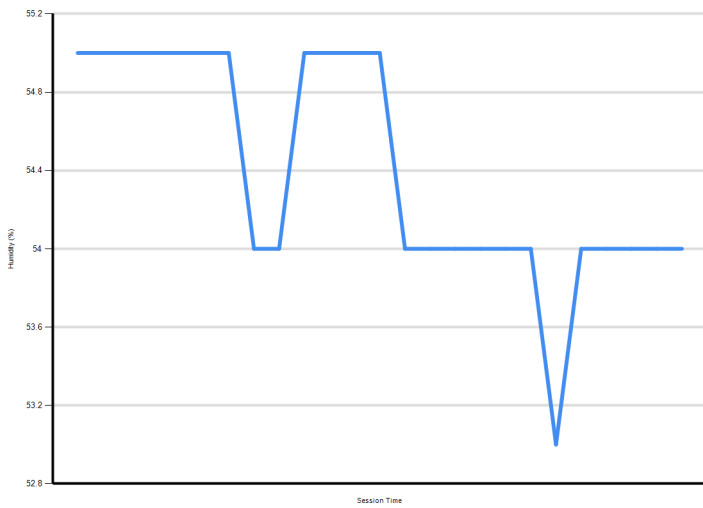
Air Temperature



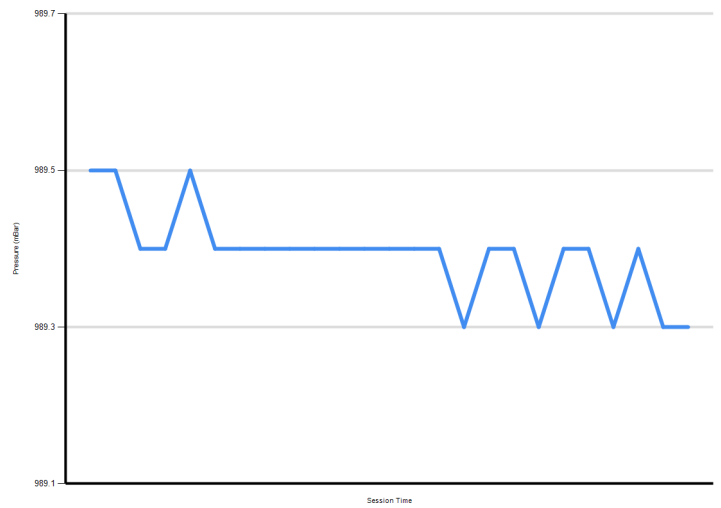
Track Temperature



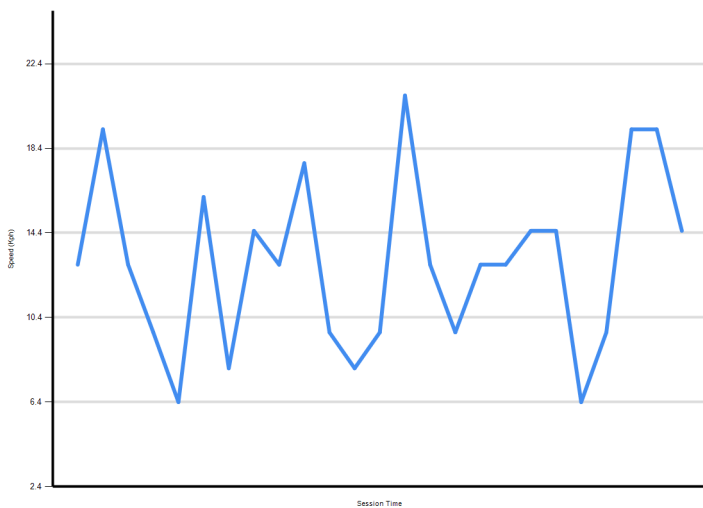
Humidity



Pressure



Wind Speed



Wind direction

