

DTM Zandvoort

Porsche Sixt Carrera Cup Deutschland

Free Practice

07 June 2024 11:45

PORSCHE

SIXT
CARRERA CUP
DEUTSCHLAND

Result List Provisional

Stewards / Race Management

STEWARD	Andreas Witkowski
STEWARD	Michael Heß
STEWARD	Jan Willem Stoop
RACE DIRECTOR	Luca Stegner
CLERK OF THE COURSE	Bobbe Veldkamp
TECHNICAL DELEGATE	
CHIEF TIMEKEEPER	Daniel Schulze

Weather Start/Finish

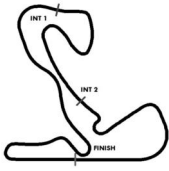
AIR	17.2°C
TRACK	26.8°C
CONDITIONS	Dry
PRESSURE	1015 hPa
AIR	16.5°C
TRACK	31.5°C
CONDITIONS	Dry
PRESSURE	1015 hPa

Track Information

GREEN FLAG	11:45:00
CHEQUERED FLAG	12:45:00
SAFETY CAR PHASE	0
FULL COURSE YELLOW PHASE	0
TRACK NAME	Circuit Zandvoort
TRACK LENGTH	4259m
TURN COUNT	14
FASTEST LAP:	#14. DEH - 1:36.679

STARTED: 24 CLASSIFIED: 24 NOT CLASSIFIED: 0 DISQUALIFIED: 0

Nr.	Drivers	Team	Lap	Best Time	Gap	Diff	Kph	Day Time
Cl.	Car	Competitor						
1	14 R.de Haan(NED)	Team75 Bernhard(DEU)	21	1:36.679			158.5	12:43:15
	Rookie Porsche 911 GT3 Cup (992)	Team75 Bernhard						
2	21 M.Klein(FRA)	Target(ITA)	14	1:36.952	0.273	0.273	158.1	12:39:04
	Porsche 911 GT3 Cup (992)	Target						
3	1 L.ten Voorde(NLD)	Proton Huber Competition(DEU)	16	1:36.967	0.288	0.015	158.1	12:41:35
	Porsche 911 GT3 Cup (992)	Proton Huber Competition						
4	34 T.Oeverhaus(DEU)	Bonk Motorsport(DEU)	17	1:37.004	0.325	0.037	158.0	12:40:53
	Porsche 911 GT3 Cup (992)	Bonk Motorsport						
5	19 H.King(GBR)	Allied-Racing(DEU)	17	1:37.049	0.370	0.045	157.9	12:41:56
	Porsche 911 GT3 Cup (992)	Allied Racing						
6	23 H.van Eindhoven(NLD)	UNISERVER by GP ELITE(NLD)	13	1:37.216	0.537	0.167	157.7	12:35:45
	Porsche 911 GT3 Cup (992)	UNISERVER by GP ELITE						
7	16 F.Schuring(NED)	Team Proton Huber Competition(AUT)	17	1:37.355	0.676	0.139	157.4	12:41:39
	Rookie Porsche 911 GT3 Cup (992)	Team Proton Huber Competition						
8	24 K.Haverkort(NLD)	UNISERVER by GP ELITE(NLD)	15	1:37.357	0.678	0.002	157.4	12:40:52
	Rookie Porsche 911 GT3 Cup (992)	UNISERVER by GP ELITE						
9	55 C.Bönighausen(DEU)	CarTech Motorsport(DEU)	18	1:37.511	0.832	0.154	157.2	12:41:04
	Rookie Porsche 911 GT3 Cup (992)	CarTech Motorsport						
10	13 A.Tauscher(DEU)	Proton Huber Competition(DEU)	16	1:37.523	0.844	0.012	157.2	12:41:42
	Porsche 911 GT3 Cup (992)	Proton Huber Competition						
11	3 N.Schaap(NLD)	Allied-Racing(DEU)	16	1:37.578	0.899	0.055	157.1	12:41:59
	Rookie Porsche 911 GT3 Cup (992)	Allied Racing						
12	15 J.Stiak(DEU)	Team75 Bernhard(DEU)	16	1:37.798	1.119	0.220	156.7	12:32:23
	Porsche 911 GT3 Cup (992)	Team75 Bernhard						
13	98 J.Seyffert(DEU)	HP Racing Team[a-workx](DEU)	20	1:37.873	1.194	0.075	156.6	12:43:47
	Porsche 911 GT3 Cup (992)	HP Racing Team[a-workx]						
14	44 J.Kellet(GBR)	ID Racing(DEU)	17	1:37.977	1.298	0.104	156.4	12:41:13
	Porsche 911 GT3 Cup (992)	ID Racing						
15	31 S.Freymuth(DEU)	Proton Huber Competition(DEU)	14	1:38.217	1.538	0.240	156.1	12:32:44
	Porsche 911 GT3 Cup (992)	Proton Huber Competition						
16	88 H.Felbermayr(AUT)	Team Proton Huber Competition(AUT)	14	1:38.236	1.557	0.019	156.0	12:40:06
	Porsche 911 GT3 Cup (992)	Team Proton Huber Competition						
17	5 S.Spreng(DEU)	GP ELITE(NLD)	17	1:38.336	1.657	0.100	155.9	12:41:29
	ProAm Porsche 911 GT3 Cup (992)	GP ELITE						
18	84 A.Alshehab(KUW)	CarTech Motorsport(DEU)	22	1:38.458	1.779	0.122	155.7	12:44:25
	ProAm Porsche 911 GT3 Cup (992)	CarTech Motorsport						
19	43 K.Kret(POL)	Bonk Motorsport(DEU)	21	1:38.568	1.889	0.110	155.5	12:44:06
	Rookie Porsche 911 GT3 Cup (992)	Bonk Motorsport						
20	12 S.van Soelen(NLD)	Target(ITA)	17	1:38.599	1.920	0.031	155.5	12:38:59
	Rookie Porsche 911 GT3 Cup (992)	Target						
21	25 A.Levi(ISR)	UNISERVER by GP ELITE(NLD)	3	1:38.625	1.946	0.026	155.4	11:51:22
	Porsche 911 GT3 Cup (992)	UNISERVER by GP ELITE						



DTM Zandvoort

Porsche Sixt Carrera Cup Deutschland
Free Practice

07 June 2024 11:45

PORSCHE

SIXT
CARRERA CUP
DEUTSCHLAND

Result List Provisional

Nr. Drivers	Team	Lap	Best Time	Gap	Diff	Kph	Day Time
Cl. Car	Competitor						
22 91 G.Tüccaroglu(DEU) Rookie Porsche 911 GT3 Cup (992)	HP Racing Team[a-workx](DEU) HP Racing Team[a-workx]	15	1:38.883	2.204	0.258	155.0	12:37:36
23 54 M.Essmann(DEU) ProAm Porsche 911 GT3 Cup (992)	CarTech Motorsport(DEU) CarTech Motorsport	17	1:39.357	2.678	0.474	154.3	12:38:07
24 42 K.Blum(AUT) Rookie Porsche 911 GT3 Cup (992)	ID Racing(DEU) ID Racing	8	1:39.418	2.739	0.061	154.2	12:11:46

Subject to final scrutineering!

Publication time:

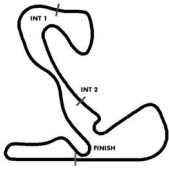
Clerk of the Course: Bobbe Veldkamp

Timekeeper: Daniel Schülze

ver: 1.0

Page 2/ 2 printed: 7.6.2024 12:51





DTM Zandvoort

Porsche Sixt Carrera Cup Deutschland
Free Practice

07 June 2024 11:45

PORSCHE

**SIXT
CARRERA CUP
DEUTSCHLAND**

Class Result List Provisional

Stewards / Race Management

STEWARD	Andreas Witkowski
STEWARD	Michael Heß
STEWARD	Jan Willem Stoop
RACE DIRECTOR	Luca Stegner
CLERK OF THE COURSE	Bobbe Veldkamp
TECHNICAL DELEGATE	
CHIEF TIMEKEEPER	Daniel Schulze

Weather Start/Finish

AIR	17.2°C
TRACK	26.8°C
CONDITIONS	Dry
PRESSURE	1015 hPa
AIR	16.5°C
TRACK	31.5°C
CONDITIONS	Dry
PRESSURE	1015 hPa

Track Information

GREEN FLAG	11:45:00
CHEQUERED FLAG	12:45:00
SAFETY CAR PHASE	0
FULL COURSE YELLOW PHASE	0
TRACK NAME	Circuit Zandvoort
TRACK LENGTH	4259m
TURN COUNT	14
FASTEST LAP:	#14. DEH - 1:36.679

STARTED: 24 CLASSIFIED: 24 NOT CLASSIFIED: 0 DISQUALIFIED: 0

Nr. Drivers	Team	Lap	Best Time	Gap	Diff	Kph	Day Time
Car	Competitor						

CLASS: Rookie

Started: 9

Classified: 9

Not Classified: 0

1	14	R.de Haan(NED) Porsche 911 GT3 Cup (992)	Team75 Bernhard(DEU) Team75 Bernhard	21	1:36.679			158.5	12:43:15
2	16	F.Schuring(NED) Porsche 911 GT3 Cup (992)	Team Proton Huber Competition(AUT) Team Proton Huber Competition	17	1:37.355	0.676	0.676	157.4	12:41:39
3	24	K.Haverkort(NLD) Porsche 911 GT3 Cup (992)	UNISERVER by GP ELITE(NLD) UNISERVER by GP ELITE	15	1:37.357	0.678	0.002	157.4	12:40:52
4	55	C.Bönighausen(DEU) Porsche 911 GT3 Cup (992)	CarTech Motorsport(DEU) CarTech Motorsport	18	1:37.511	0.832	0.154	157.2	12:41:04
5	3	N.Schaap(NLD) Porsche 911 GT3 Cup (992)	Allied-Racing(DEU) Allied Racing	16	1:37.578	0.899	0.067	157.1	12:41:59
6	43	K.Kret(POL) Porsche 911 GT3 Cup (992)	Bonk Motorsport(DEU) Bonk Motorsport	21	1:38.568	1.889	0.990	155.5	12:44:06
7	12	S.van Soelen(NLD) Porsche 911 GT3 Cup (992)	Target(ITA) Target	17	1:38.599	1.920	0.031	155.5	12:38:59
8	91	G.Tüccaroglu(DEU) Porsche 911 GT3 Cup (992)	HP Racing Team[a-workx](DEU) HP Racing Team[a-workx]	15	1:38.883	2.204	0.284	155.0	12:37:36
9	42	K.Blum(AUT) Porsche 911 GT3 Cup (992)	ID Racing(DEU) ID Racing	8	1:39.418	2.739	0.535	154.2	12:11:46

CLASS: ProAm

Started: 3

Classified: 3

Not Classified: 0

1	5	S.Spreng(DEU) Porsche 911 GT3 Cup (992)	GP ELITE(NLD) GP ELITE	17	1:38.336			155.9	12:41:29
2	84	A.Alshehab(KUW) Porsche 911 GT3 Cup (992)	CarTech Motorsport(DEU) CarTech Motorsport	22	1:38.458	0.122	0.122	155.7	12:44:25
3	54	M.Essmann(DEU) Porsche 911 GT3 Cup (992)	CarTech Motorsport(DEU) CarTech Motorsport	17	1:39.357	1.021	0.899	154.3	12:38:07

Subject to final scrutineering!

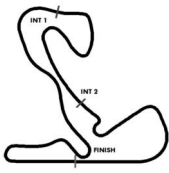
Publication time:

Clerk of the Course: Bobbe Veldkamp

Timekeeper: Daniel Schulze

ver: 1.0

Page 1/ 1 printed: 7.6.2024 12:51



DTM Zandvoort

Porsche Sixt Carrera Cup Deutschland

Free Practice

07 June 2024 11:45

PORSCHE

SIXT
CARRERA CUP
DEUTSCHLAND

Sector List Provisional

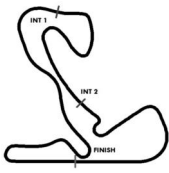
Lap	Id	Time	SE1	SP1	SE2	SP2	SE3	SP3	TSP	Lap	Id	Time	SE1	SP1	SE2	SP2	SE3	SP3	TSP
1 ten Voorde, NLD(#1)										theoretical besttime: 1:36.879									
1	0	3:10.785	1:50.420	141	43.343	173	37.022	108		11	0	1:38.309	33.000	223	35.810	205	29.499	244	219
2	0	1:52.426	39.808	203	39.855	116	32.763	112	186	12	0	1:45.262	33.096	217	36.015	206	36.151		218
3	0	2:00.839	38.053	163	39.391	166	43.395		190	13	0	5:46.182	4:36.209	186	39.319	176	30.654	240	
4	0	15:46.718	14:39.671	184	37.043	199	30.004	239		14	0	1:41.069	34.144	218	36.102	204	30.823	246	211
5	0	1:39.052	33.309	206	35.710	204	30.033	243	213	15	0	1:38.018	32.793	225	35.751	206	29.474	244	220
6	0	1:39.488	33.347	221	35.717	205	30.424	243	220	16	0	1:36.967	32.881	226	35.052	206	29.034	244	220
7	0	1:38.229	33.051	222	35.728	205	29.450	243	220	17	0	1:43.088	33.353	221	39.137	165	30.598	245	215
8	0	1:37.911	33.016	223	35.551	205	29.344	244	221	18	0	1:38.160	33.137	225	35.615	206	29.408	245	223
9	0	1:44.810	33.107	221	35.970	205	35.733		219	19	0	1:44.271	33.211	218	35.643	207	35.417		222
10	0	11:19.429	10:13.431	205	36.465	203	29.533	244											

3 Schaap, NLD(#1)										theoretical besttime: 1:37.431									
1	0	2:39.936	1:19.015	170	43.914	122	37.007	224		10	0	1:39.242	33.219	217	36.292	201	29.731	244	219
2	0	1:45.597	36.777	196	38.158	180	30.662	244	184	11	0	1:38.413	33.344	222	35.700	206	29.369	246	219
3	0	1:41.830	33.607	207	37.902	201	30.321	244	207	12	0	1:43.774	33.698	214	35.749	205	34.327		216
4	0	2:17.443	33.040	218	43.287	79	1:01.116		225	13	0	4:46.907	3:33.579	159	41.419	129	31.909	216	
5	0	14:08.117	13:01.535	197	37.039	200	29.543	243		14	0	1:43.988	36.645	198	37.009	182	30.334	242	176
6	0	1:37.740	33.049	225	35.373	206	29.318	244	224	15	0	1:37.988	33.335	218	35.421	205	29.232	244	210
7	0	2:06.563	34.503	212	36.092	204	55.968	206	225	16	0	1:37.578	32.928	227	35.329	207	29.321	245	223
8	0	1:47.125	35.388	212	35.942	205	35.795		178	17	0	1:38.058	32.870	227	35.526	207	29.662	244	223
9	0	14:06.864	12:57.944	190	38.165	207	30.755	244		18	0	1:45.302	33.648	185	40.276	182	31.378	179	216

5 Spreng, DEU(#1)										theoretical besttime: 1:38.281									
1	0	3:00.380	1:46.949	164	41.050	177	32.381	214		11	0	1:40.484	33.986	208	36.579	206	29.919	244	219
2	0	1:47.302	36.305	176	38.048	183	32.949	244	177	12	0	1:43.885	33.616	213	36.094	206	34.175		222
3	0	1:41.064	34.683	206	36.302	205	30.079	244	207	13	0	4:26.619	3:13.063	164	41.104	150	32.452	223	
4	0	2:31.602	33.937	202	57.470	79	1:00.195		217	14	0	1:42.233	35.171	201	36.630	197	30.432	243	186
5	0	13:00.386	11:46.539	158	39.930	175	33.917	244		15	0	1:46.920	39.416	205	37.174	191	30.330	242	218
6	0	1:39.634	33.707	203	36.104	207	29.823	244	217	16	0	1:38.676	33.543	212	35.775	207	29.358	244	216
7	0	1:39.507	33.828	205	36.136	208	29.543	245	217	17	0	1:38.336	33.174	213	35.830	208	29.332	244	220
8	0	1:41.196	34.415	207	36.190	208	30.591	243	224	18	0	1:57.969	49.190	183	38.982	207	29.797	245	230
9	0	1:54.153	42.029	192	37.173	207	34.951		225	19	0	1:39.225	33.288	213	36.040	208	29.897	245	220
10	0	12:56.266	11:49.350	198	36.937	204	29.979	243											

12 van Soelen, NLD(#1)										theoretical besttime: 1:38.129									
1	0	2:34.887	1:21.166	138	41.063	158	32.658	238		11	0	8:55.443	7:36.573	165	44.606	132	34.264	233	
2	0	1:42.512	35.516	191	37.046	205	29.950	242	184	12	0	1:45.163	37.667	190	37.001	201	30.495	242	173
3	0	1:40.310	34.212	201	36.182	205	29.916	243	197	13	0	1:39.142	33.653	209	35.683	205	29.806	243	207
4	0	2:08.620	33.991	194	36.268	205	58.361		208	14	0	1:39.424	33.179	212	35.551	205	30.694	240	223
5	0	13:38.163	12:29.188	189	36.967	203	32.008	243		15	0	1:41.990	33.285	209	37.360	134	31.345	243	219
6	0	1:39.965	33.859	195	36.207	205	29.899	243	214	16	0	1:38.891	33.469	213	35.915	206	29.507	244	210
7	0	1:39.174	33.551	208	36.020	205	29.603	242	213	17	0	1:38.599	33.362	216	35.717	206	29.520	243	216
8	0	1:38.799	33.566	211	35.834	205	29.399	243	214	18	0	1:45.210	33.274	215	35.770	208	36.166	213	223
9	0	1:45.375	33.481	210	35.809	206	36.085		214	19	0	1:52.100	36.157	193	38.325	203	37.618		174
10	0	6:32.771	4:29.066	78	1:04.178	79	59.527												

13 Tauscher, DEU(#1)										theoretical besttime: 1:37.506									
1	0	3:42.778	1:56.617	109	53.530	109	52.631			10	0	11:59.507	10:50.979	207	36.509	194	32.019	243	
2	0	2:12.187	1:05.307	202	36.876	203	30.004	236		11	0	1:39.041	33.344	219	36.050	206	29.647	245	218
3	0	2:31.279	33.798	222	55.892	79	1:01.589		197	12	0	1:45.114	33.921	213	35.921	206	35.272		212
4	0	13:31.556	12:21.135	165	38.053	192	32.368	241		13	0	6:01.860	4:50.155	180	39.898	162	31.807	228	
5	0	1:39.303	33.619	211	36.032	205	29.652	243	206	14	0	1:41.187	34.800	210	36.583	188	29.804	245	202
6	0	1:40.389	33.320	219	35.689	205	31.380	239	215	15	0	1:37.838	33.029	227	35.601	206	29.208	243	218
7	0	1:39.465	33.842	215	35.904	205	29.719	244	212	16	0	1:37.523	33.046	217	35.412	205	29.065	244	227
8	0	1:38.854	33.360	216	35.816	205	29.678	243	232	17	0	1:41.546	33.156	218	35.957	159	32.433	244	227
9	0	1:44.413	33.402	219	36.050	205	34.961		220	18	0	1:39.220	33.244	226	36.422	205	29.554	244	223



DTM Zandvoort

Porsche Sixt Carrera Cup Deutschland

Free Practice

07 June 2024 11:45

PORSCHE

SIXT
CARRERA CUP
DEUTSCHLAND

Sector List Provisional

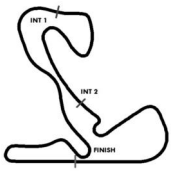
Lap Id	Time	SE1	SP1	SE2	SP2	SE3	SP3	TSP	Lap Id	Time	SE1	SP1	SE2	SP2	SE3	SP3	TSP		
14 de Haan, NED(#1)									theoretical besttime: 1:36.658										
1	0	2:17.487	58.525	180	40.659	165	38.303		13	0	8:12.794	7:04.081	205	38.635	149	30.078	244		
2	0	2:07.572	1:00.126	191	37.105	204	30.341	243	14	0	1:39.763	34.316	218	36.166	205	29.281	244	225	
3	0	1:38.386	33.240	218	35.584	207	29.562	243	213	15	0	1:37.699	32.881	225	35.563	205	29.255	245	228
4	0	2:05.908	33.194	218	36.102	173	56.612	222	16	0	1:43.843	33.080	224	35.772	206	34.991	221		
5	0	13:24.052	12:17.073	205	37.455	197	29.524	243	17	0	4:32.417	3:18.062	146	41.858	158	32.497	218		
6	0	1:38.879	33.215	224	35.450	205	30.214	240	219	18	0	1:46.762	36.203	202	38.288	167	32.271	247	175
7	0	1:38.095	33.078	225	35.649	207	29.368	244	223	19	0	1:40.164	33.789	204	35.960	208	30.415	245	211
8	0	1:39.457	34.420	218	35.634	205	29.403	244	228	20	0	1:37.096	33.045	225	35.068	208	28.983	245	231
9	0	1:38.011	33.168	222	35.601	206	29.242	244	231	21	0	1:36.679	32.667	228	35.008	207	29.004	244	230
10	0	1:37.855	32.949	226	35.735	206	29.171	244	228	22	0	1:38.859	32.876	226	35.426	194	30.557	245	231
11	0	1:37.831	32.903	225	35.608	206	29.320	244	224	23	0	1:51.187	32.817	227	39.642	149	38.728	227	
12	0	2:23.819	33.139	206	51.240	79	59.440	225											

15 Stiak, DEU(#1)									theoretical besttime: 1:37.699										
1	0	2:23.535	1:00.125	177	40.475	136	42.935		12	0	2:23.312	33.338	201	49.511	79	1:00.463	221		
2	0	2:24.372	1:14.823	180	37.502	162	32.047	244	13	0	8:25.193	7:11.549	178	41.943	180	31.701	223		
3	0	1:39.500	33.538	218	36.270	204	29.692	242	213	14	0	1:51.689	35.189	208	40.818	99	35.682	241	182
4	0	2:25.176	33.827	185	50.633	85	1:00.716	202	15	0	1:39.302	33.619	219	35.827	200	29.856	243	206	
5	0	12:41.716	11:34.261	201	37.586	191	29.869	242	16	0	1:37.798	32.903	217	35.366	206	29.529	243	219	
6	0	1:38.520	33.340	222	35.617	205	29.563	243	205	17	0	1:38.512	33.045	225	35.506	205	29.961	243	226
7	0	1:38.822	33.360	225	35.686	205	29.776	243	210	18	0	1:38.357	33.229	222	35.537	207	29.591	243	221
8	0	1:39.085	33.494	217	35.873	205	29.718	243	220	19	0	1:38.739	33.545	222	35.764	205	29.430	243	225
9	0	1:38.318	33.258	224	35.604	206	29.456	244	218	20	0	1:44.921	33.191	218	35.852	206	35.878	224	
10	0	1:38.474	33.003	226	35.914	206	29.557	243	223	21	0	5:56.305	4:50.734	216	35.874	206	29.697	244	
11	0	1:38.472	33.069	224	35.928	204	29.475	244	224										

16 Schuring, NED(#1)									theoretical besttime: 1:37.355										
1	0	3:15.450	1:52.668	128	45.988	125	36.794	159	11	0	11:18.401	10:12.327	195	36.373	204	29.701	243		
2	0	1:54.313	41.704	154	40.612	142	31.997	202	155	12	0	1:38.768	33.307	217	35.928	206	29.533	244	209
3	0	1:46.120	36.578	186	38.837	175	30.705	238	197	13	0	1:45.027	33.220	216	35.925	206	35.882	222	
4	0	2:59.331	53.253	79	1:05.136	79	1:00.942	217	14	0	5:48.006	4:37.241	160	39.670	171	31.095	238		
5	0	12:56.035	11:49.414	180	36.714	197	29.907	241	15	0	1:40.316	34.359	193	36.160	184	29.797	244	202	
6	0	1:39.149	33.591	210	35.886	204	29.672	244	199	16	0	1:37.787	33.027	214	35.485	205	29.275	245	222
7	0	1:39.732	33.582	204	35.892	206	30.258	243	204	17	0	1:37.355	32.989	216	35.252	206	29.114	245	216
8	0	1:38.742	33.348	212	35.816	206	29.578	244	214	18	0	1:38.104	33.251	222	35.499	205	29.354	244	209
9	0	1:38.650	33.327	219	35.888	205	29.435	244	212	19	0	1:40.572	33.101	222	37.641	149	29.830	246	218
10	0	1:45.560	33.354	210	35.791	206	36.415	218	20	0	1:46.738	33.322	208	35.674	196	37.742	214		

19 King, GBR(#1)									theoretical besttime: 1:36.960										
1	0	2:37.899	1:17.833	161	42.372	186	37.694		11	0	1:39.898	33.273	218	36.361	206	30.264	244	219	
2	0	3:26.513	2:16.516	201	38.942	197	31.055	233	12	0	1:38.214	32.972	225	35.781	206	29.461	244	226	
3	0	2:18.054	34.096	209	43.637	79	1:00.321	208	13	0	1:44.265	32.906	223	35.713	207	35.646	223		
4	0	13:18.748	12:09.687	205	36.801	202	32.260	242	14	0	4:49.292	3:35.587	154	41.548	134	32.157	211		
5	0	1:37.555	32.962	222	35.339	206	29.254	244	220	15	0	1:43.593	35.958	210	37.895	171	29.740	244	177
6	0	1:37.834	33.032	225	35.467	207	29.335	244	222	16	0	1:37.114	32.711	225	35.116	207	29.287	244	227
7	0	1:38.056	32.987	222	35.612	206	29.457	244	224	17	0	1:37.049	32.778	223	35.138	207	29.133	244	226
8	0	1:44.956	33.658	209	36.062	206	35.236	224	18	0	1:37.076	32.746	226	35.190	207	29.140	244	227	
9	0	6:14.833	4:10.131	79	1:04.996	79	59.706		19	0	1:45.844	33.757	208	36.089	208	35.998	227		
10	0	7:32.011	6:25.336	200	36.554	203	30.121	243											

21 Klein, FRA(#1)									theoretical besttime: 1:36.878										
1	0	2:33.170	1:20.224	161	40.924	175	32.022	230	10	0	13:51.829	12:43.416	205	36.626	166	31.787	243		
2	0	1:40.295	34.626	206	36.023	204	29.646	243	197	11	0	1:44.269	33.218	219	35.884	205	35.167	224	
3	0	1:39.041	33.776	221	35.632	204	29.633	243	224	12	0	6:41.818	5:28.277	187	38.411	197	35.130	241	
4	0	2:05.340	33.657	224	35.480	205	56.203	221	13	0	1:43.468	34.272	212	37.994	194	31.202	243	207	
5	0	13:45.649	12:35.832	206	36.790	204	33.027	243	14	0	1:36.952	32.848	224	35.102	206	29.002	244	224	
6	0	1:39.096	33.888	222	35.339	206	29.869	242	221	15	0	1:38.379	32.774	226	35.826	206	29.779	242	232
7	0	1:38.008	33.291	224	35.437	206	29.280	243	224	16	0	1:40.547	35.250	212	35.901	207	29.396	244	231
8	0	1:37.924	33.108	226	35.493	205	29.323	243	230	17	0	1:55.973	49.700	218	35.666	206	30.607	244	236
9	0	1:47.011	33.123	224	36.959	201	36.929	228	228	18	0	1:44.979	33.108	225	35.521	206	36.350	231	



Sector List Provisional

Table for driver van Eijndhoven, NLD(#1) with columns for Lap Id, Time, SE1, SP1, SE2, SP2, SE3, SP3, TSP and theoretical besttime: 1:36.976.

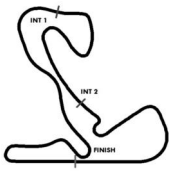
Table for driver Haverkort, NLD(#1) with columns for Lap Id, Time, SE1, SP1, SE2, SP2, SE3, SP3, TSP and theoretical besttime: 1:37.283.

Table for driver Levi, ISR(#1) with columns for Lap Id, Time, SE1, SP1, SE2, SP2, SE3, SP3, TSP and theoretical besttime: 1:38.625.

Table for driver Freymuth, DEU(#1) with columns for Lap Id, Time, SE1, SP1, SE2, SP2, SE3, SP3, TSP and theoretical besttime: 1:38.052.

Table for driver Oeverhaus, DEU(#1) with columns for Lap Id, Time, SE1, SP1, SE2, SP2, SE3, SP3, TSP and theoretical besttime: 1:37.004.

Table for driver Blum, AUT(#1) with columns for Lap Id, Time, SE1, SP1, SE2, SP2, SE3, SP3, TSP and theoretical besttime: 1:38.717.



Sector List Provisional

Table header with columns: Lap Id, Time, SE1, SP1, SE2, SP2, SE3, SP3, TSP, Lap Id, Time, SE1, SP1, SE2, SP2, SE3, SP3, TSP

Table for driver 43 Kret, POL(#1) with theoretical besttime: 1:38.456. Contains 22 rows of lap data.

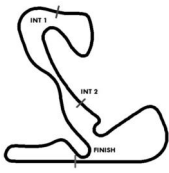
Table for driver 44 Kellett, GBR(#1) with theoretical besttime: 1:37.977. Contains 22 rows of lap data.

Table for driver 54 Essmann, DEU(#1) with theoretical besttime: 1:38.968. Contains 22 rows of lap data.

Table for driver 55 Bönighausen, DEU(#1) with theoretical besttime: 1:37.280. Contains 22 rows of lap data.

Table for driver 84 Alshehab, KUW(#1) with theoretical besttime: 1:38.180. Contains 22 rows of lap data.





Sector List Provisional

Lap Id	Time	SE1	SP1	SE2	SP2	SE3	SP3	TSP	Lap Id	Time	SE1	SP1	SE2	SP2	SE3	SP3	TSP
11 0	1:40.108	33.852	212	36.199	205	30.057	243	216	23 0	1:51.377	34.433	175	38.308	186	38.636	212	
12 0	2:53.819	48.685	79	1:04.882	79	1:00.252		217									

88 Felbermayr, AUT(#1)

theoretical besttime: 1:38.153

1 0	3:39.851	1:56.140	123	53.319	97	50.392			10 0	11:55.348	10:46.700	207	36.866	184	31.782	244
2 0	2:16.321	1:02.892	187	42.763	174	30.666	242		11 0	1:49.762	33.395	213	37.392	179	38.975	220
3 0	2:08.270	33.808	214	36.387	201	58.075		211	12 0	7:36.140	6:24.230	173	39.929	154	31.981	215
4 0	13:54.760	12:45.559	181	37.462	191	31.739	243		13 0	1:41.259	34.417	208	36.726	192	30.116	244
5 0	1:40.205	33.843	213	36.469	206	29.893	243	208	14 0	1:38.236	33.373	218	35.353	207	29.510	244
6 0	1:39.785	33.608	222	36.061	207	30.116	243	226	15 0	1:39.374	33.526	223	36.025	207	29.823	244
7 0	1:39.799	33.518	219	36.593	206	29.688	244	219	16 0	1:39.337	33.290	219	36.369	207	29.678	244
8 0	1:40.369	33.635	220	36.110	206	30.624	242	222	17 0	2:05.127	47.972	201	36.223	206	40.932	228
9 0	1:46.254	33.766	213	36.119	205	36.369		218								

91 Tüccaroglu, DEU(#1)

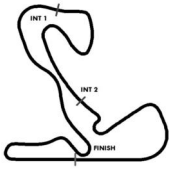
theoretical besttime: 1:38.527

1 0	2:46.717	1:25.029	165	41.183	150	40.505			10 0	7:48.749	33.991	209	6:35.301	171	39.457	218
2 0	2:50.291	1:42.924	192	37.177	196	30.190	240		11 0	6:56.493	5:38.084	132	44.976	126	33.433	208
3 0	1:51.587	33.902	208	36.401	198	41.284		206	12 0	1:43.835	35.154	201	37.833	148	30.848	241
4 0	15:16.679	14:07.860	180	38.230	152	30.589	240		13 0	1:39.993	33.580	207	36.203	204	30.210	240
5 0	1:39.202	33.339	218	35.906	204	29.957	240	212	14 0	1:39.065	33.686	213	35.811	205	29.568	242
6 0	1:45.410	34.133	205	36.787	200	34.490	199	206	15 0	1:38.883	33.427	212	35.693	205	29.763	242
7 0	1:41.187	34.827	210	36.433	204	29.927	241	177	16 0	1:40.972	33.550	203	36.812	205	30.610	243
8 0	1:39.276	33.647	211	35.894	204	29.735	241	209	17 0	1:38.897	33.297	217	35.741	205	29.859	241
9 0	1:38.989	33.266	216	35.881	205	29.842	241	213	18 0	1:48.676	33.428	214	36.066	205	39.182	210

98 Seyffert, DEU(#1)

theoretical besttime: 1:37.743

1 0	3:47.436	2:31.325	169	43.511	171	32.600	230		12 0	9:12.626	8:03.692	209	37.050	197	31.884	242
2 0	1:41.085	34.729	211	36.476	199	29.880	242	194	13 0	1:39.878	33.685	211	36.212	204	29.981	242
3 0	1:44.954	33.822	216	36.024	205	35.108	180	205	14 0	1:39.354	33.544	213	36.009	204	29.801	243
4 0	3:09.424	58.221	75	1:08.121	74	1:03.082		156	15 0	1:39.107	33.300	213	36.235	205	29.572	243
5 0	12:18.654	11:10.320	201	37.899	187	30.435	241		16 0	2:18.428	33.459	221	36.250	204	1:08.719	216
6 0	1:39.778	33.590	213	36.288	204	29.900	241	207	17 0	4:15.093	3:02.157	138	41.441	175	31.495	238
7 0	1:39.600	33.707	216	36.114	204	29.779	241	211	18 0	1:40.002	33.954	206	36.359	203	29.689	242
8 0	1:41.295	35.235	216	36.174	203	29.886	242	212	19 0	1:38.304	33.404	209	35.605	204	29.295	243
9 0	1:39.555	33.659	215	36.160	204	29.736	242	210	20 0	1:37.873	33.070	225	35.378	205	29.425	243
10 0	1:39.620	33.628	216	36.209	203	29.783	241	212	21 0	1:44.029	33.145	219	35.562	206	35.322	198
11 0	2:04.582	33.339	219	36.423	180	54.820		214								



DTM Zandvoort

Porsche Sixt Carrera Cup Deutschland
Free Practice

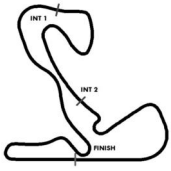
07 June 2024 11:45

PORSCHE

**SIXT
CARRERA CUP
DEUTSCHLAND**

Top speed list Provisional

#	Name (NAT)	Team	Car name	Speed	Lap	Race time
21	Marvin Klein (FRA)	Target (ITA)	Porsche 911 GT3 Cup (992)	236.29	17	57:25.980
24	Kas Haverkort (NLD)	UNISERVER by GP ELITE (NLD)	Porsche 911 GT3 Cup (992)	235.26	3	4:49.243
13	Alexander Tauscher (DEU)	Proton Huber Competition (DEU)	Porsche 911 GT3 Cup (992)	232.71	8	27:00.145
14	Robert de Haan (NED)	Team75 Bernhard (DEU)	Porsche 911 GT3 Cup (992)	231.70	22	58:17.756
34	Theo Oeverhaus (DEU)	Bonk Motorsport (DEU)	Porsche 911 GT3 Cup (992)	230.70	18	55:55.862
5	Sören Spreng (DEU)	GP ELITE (NLD)	Porsche 911 GT3 Cup (992)	230.70	18	56:31.843
54	Michael Essmann (DEU)	CarTech Motorsport (DEU)	Porsche 911 GT3 Cup (992)	230.70	20	56:35.730
23	Huub van Eijndhoven (NLD)	UNISERVER by GP ELITE (NLD)	Porsche 911 GT3 Cup (992)	230.21	14	50:48.470
31	Sebastian Freymuth (DEU)	Proton Huber Competition (DEU)	Porsche 911 GT3 Cup (992)	228.74	15	47:46.784
88	Horst Felix Felbermayr (AUT)	Team Proton Huber Competition (AUT)	Porsche 911 GT3 Cup (992)	228.25	15	55:09.555
42	Kiano Blum (AUT)	ID Racing (DEU)	Porsche 911 GT3 Cup (992)	227.77	9	26:48.873
19	Harry King (GBR)	Allied-Racing (DEU)	Porsche 911 GT3 Cup (992)	227.77	18	56:59.087
15	Janne Stiak (DEU)	Team75 Bernhard (DEU)	Porsche 911 GT3 Cup (992)	226.80	17	47:26.498
55	Colin Jamie Bönighausen (DEU)	CarTech Motorsport (DEU)	Porsche 911 GT3 Cup (992)	226.80	19	56:07.065
44	James Kellett (GBR)	ID Racing (DEU)	Porsche 911 GT3 Cup (992)	226.32	18	56:16.061
3	Nathan Schaap (NLD)	Allied-Racing (DEU)	Porsche 911 GT3 Cup (992)	225.37	4	6:10.569
98	Jan Seyffert (DEU)	HP Racing Team[a-workx] (DEU)	Porsche 911 GT3 Cup (992)	224.43	21	58:49.889
12	Senna van Soelen (NLD)	Target (ITA)	Porsche 911 GT3 Cup (992)	223.96	14	47:23.552
1	Larry ten Voorde (NLD)	Proton Huber Competition (DEU)	Porsche 911 GT3 Cup (992)	223.96	18	58:21.797
16	Flynt Schuring (NED)	Team Proton Huber Competition (AUT)	Porsche 911 GT3 Cup (992)	222.57	13	44:13.478
84	Ahmad Alshehab (KUW)	CarTech Motorsport (DEU)	Porsche 911 GT3 Cup (992)	221.65	20	54:32.329
43	Karol Kret (POL)	Bonk Motorsport (DEU)	Porsche 911 GT3 Cup (992)	221.19	20	55:52.427
25	Ariel Levi (ISR)	UNISERVER by GP ELITE (NLD)	Porsche 911 GT3 Cup (992)	218.49	4	6:25.062
91	Gian Luca Tüccaroglu (DEU)	HP Racing Team[a-workx] (DEU)	Porsche 911 GT3 Cup (992)	218.49	10	31:12.612



DTM Sandvort

Porsche Sixt Carrera Cup Deutschland

Free Practice

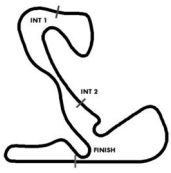
07 June 2024 11:45

PORSCHE

SIXT
CARRERA CUP
DEUTSCHLAND

Message List Provisional

TIME	RACE TIME	MESSAGE
11:44:59.873		PIT EXIT OPEN
11:45:00.000		Green flag
11:52:04.012	7:04.012	Yellow flag at turn 7
11:52:07.219	7:07.219	Red Flag
11:52:07.914	7:07.914	PIT EXIT CLOSED
11:59:51.066	14:51.066	ESTIMATED RESTART AT 12:04:00
12:01:56.826	16:56.826	CONFIRMED RESTART AT 12:04:00
12:03:38.995	18:38.995	CONFIRMED RESTART AT 12:04:30
12:04:30.143	19:30.143	Green flag
12:04:31.114	19:31.114	PIT EXIT OPEN
12:10:51.743	25:51.743	Yellow flag at turn 13
12:11:01.339	26:01.339	Green flag at turn 13
12:16:55.336	31:55.336	Yellow flag at turn 7
12:17:06.255	32:06.255	Red Flag
12:17:06.493	32:06.493	PIT EXIT CLOSED
12:23:21.290	38:21.290	ESTIMATED RESTART AT 12:25:00
12:23:32.337	38:32.337	CONFIRMED RESTART AT 12:25:00
12:25:00.000	40:00.000	Green flag
12:25:00.043	40:00.043	PIT EXIT OPEN
12:33:56.312	48:56.312	Yellow flag at turn 13
12:34:16.237	49:16.237	Green flag at turn 13
12:40:32.160	55:32.160	DTM RADIO CHECK 12:50:00
12:45:00.000	1:00:00.000	Chequered flag
12:45:01.048	1:00:01.048	PIT EXIT CLOSED
12:46:56.512	1:01:56.512	PIT EXIT OPEN



DTM Sandvoort

Porsche Sixt Carrera Cup Deutschland

Free Practice

07 June 2024 11:45

PORSCHE

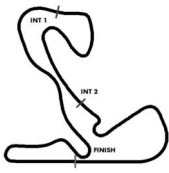
SIXT
CARRERA CUP
DEUTSCHLAND

Pit Stops Provisional

Nr	Driver in	Day time in	Time in	Driver out	Day time out	Time out	Reason	Nett Time
14	Robert de Haan	11:47:15.393	2:15.393	Robert de Haan	11:47:36.947	2:36.947		21.554
15	Janne Stiak	11:47:21.412	2:21.412	Janne Stiak	11:47:49.776	2:49.776		28.364
19	Harry King	11:47:36.087	2:36.087	Harry King	11:49:16.047	4:16.047		1:39.960
91	Gian Luca Tüccaroglu	11:47:44.969	2:44.969	Gian Luca Tüccaroglu	11:48:46.922	3:46.922		1:01.953
88	Horst Felix Felbermayr	11:48:37.528	3:37.528	Horst Felix Felbermayr	11:48:59.781	3:59.781		22.253
13	Alexander Tauscher	11:48:40.649	3:40.649	Alexander Tauscher	11:49:04.320	4:04.320		23.671
54	Michael Essmann	11:49:56.572	4:56.572	Michael Essmann	11:51:20.951	6:20.951		1:24.379
34	Theo Oeverhaus	11:51:41.213	6:41.213	Theo Oeverhaus	12:04:51.532	19:51.532		13:10.319
1	Larry ten Voorde	11:52:01.911	7:01.911	Larry ten Voorde	12:05:40.455	20:40.455		13:38.544
91	Gian Luca Tüccaroglu	11:52:26.865	7:26.865	Gian Luca Tüccaroglu	12:05:58.749	20:58.749		13:31.884
21	Marvin Klein	11:52:56.088	7:56.088	Marvin Klein	12:04:58.207	19:58.207		12:02.119
88	Horst Felix Felbermayr	11:53:02.718	8:02.718	Horst Felix Felbermayr	12:05:12.081	20:12.081		12:09.363
12	Senna van Soelen	11:53:04.537	8:04.537	Senna van Soelen	12:04:59.389	19:59.389		11:54.852
14	Robert de Haan	11:53:07.598	8:07.598	Robert de Haan	12:04:48.793	19:48.793		11:41.195
19	Harry King	11:53:20.704	8:20.704	Harry King	12:04:55.784	19:55.784		11:35.080
55	Colin.JamieBönighausen	11:53:21.511	8:21.511	Colin.JamieBönighausen	12:04:52.660	19:52.660		11:31.149
3	Nathan Schaap	11:53:22.987	8:22.987	Nathan Schaap	12:05:36.307	20:36.307		12:13.320
13	Alexander Tauscher	11:53:24.191	8:24.191	Alexander Tauscher	12:05:09.117	20:09.117		11:44.926
84	Ahmad Alshehab	11:53:27.297	8:27.297	Ahmad Alshehab	12:04:54.788	19:54.788		11:27.491
43	Karol Kret	11:53:28.914	8:28.914	Karol Kret	12:04:50.654	19:50.654		11:21.740
44	James Kellett	11:53:30.919	8:30.919	James Kellett	12:05:19.855	20:19.855		11:48.936
23	Huub van Eijndhoven	11:53:38.173	8:38.173	Huub van Eijndhoven	12:05:03.253	20:03.253		11:25.080
42	Kiano Blum	11:53:40.422	8:40.422	Kiano Blum	12:04:57.126	19:57.126		11:16.704
54	Michael Essmann	11:53:49.231	8:49.231	Michael Essmann	12:04:53.701	19:53.701		11:04.470
15	Janne Stiak	11:53:50.797	8:50.797	Janne Stiak	12:04:49.622	19:49.622		10:58.825
5	Sören Spreng	11:53:58.559	8:58.559	Sören Spreng	12:05:07.836	20:07.836		11:09.277
24	Kas Haverkort	11:53:59.909	8:59.909	Kas Haverkort	12:05:06.684	20:06.684		11:06.775
31	Sebastian Freymuth	11:54:45.388	9:45.388	Sebastian Freymuth	12:05:10.664	20:10.664		10:25.276
16	Flynt Schuring	11:54:53.257	9:53.257	Flynt Schuring	12:05:45.731	20:45.731		10:52.474
98	Jan Seyffert	11:55:20.554	10:20.554	Jan Seyffert	12:05:56.449	20:56.449		10:35.895
44	James Kellett	12:10:34.074	25:34.074	James Kellett	12:13:43.567	28:43.567		3:09.493
24	Kas Haverkort	12:11:58.253	26:58.253	Kas Haverkort	12:15:23.122	30:23.122		3:24.869
3	Nathan Schaap	12:13:02.597	28:02.597	Nathan Schaap	12:25:25.736	40:25.736		12:23.139
19	Harry King	12:13:17.827	28:17.827	Harry King	12:16:42.201	31:42.201		3:24.374
21	Marvin Klein	12:13:23.789	28:23.789	Marvin Klein	12:25:29.914	40:29.914		12:06.125
12	Senna van Soelen	12:13:26.066	28:26.066	Senna van Soelen	12:16:53.884	31:53.884		3:27.818
23	Huub van Eijndhoven	12:13:31.808	28:31.808	Huub van Eijndhoven	12:25:07.240	40:07.240		11:35.432
5	Sören Spreng	12:13:53.498	28:53.498	Sören Spreng	12:25:08.049	40:08.049		11:14.551
34	Theo Oeverhaus	12:14:52.440	29:52.440	Theo Oeverhaus	12:25:20.293	40:20.293		10:27.853
55	Colin.JamieBönighausen	12:14:54.819	29:54.819	Colin.JamieBönighausen	12:25:21.144	40:21.144		10:26.325
13	Alexander Tauscher	12:15:18.493	30:18.493	Alexander Tauscher	12:25:34.026	40:34.026		10:15.533
88	Horst Felix Felbermayr	12:15:23.869	30:23.869	Horst Felix Felbermayr	12:25:33.077	40:33.077		10:09.208
31	Sebastian Freymuth	12:15:25.069	30:25.069	Sebastian Freymuth	12:25:55.519	40:55.519		10:30.450
1	Larry ten Voorde	12:16:08.441	31:08.441	Larry ten Voorde	12:25:47.514	40:47.514		9:39.073

ver: 1.0

Page 1 / 3 printed: 7.6.2024 12:51



DTM Sandvoort

Porsche Sixt Carrera Cup Deutschland
Free Practice

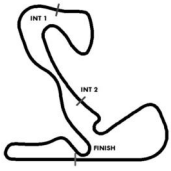
07 June 2024 11:45

PORSCHE

SIXT
CARRERA CUP
DEUTSCHLAND

Pit Stops Provisional

Nr	Driver in	Day time in	Time in	Driver out	Day time out	Time out	Reason	Nett Time
16	Flynt Schuring	12:16:11.107	31:11.107	Flynt Schuring	12:25:48.969	40:48.969		9:37.862
43	Karol Kret	12:17:13.369	32:13.369	Karol Kret	12:25:19.112	40:19.112		8:05.743
24	Kas Haverkort	12:17:17.546	32:17.546	Kas Haverkort	12:25:30.784	40:30.784		8:13.238
98	Jan Seyffert	12:18:03.809	33:03.809	Jan Seyffert	12:25:31.754	40:31.754		7:27.945
14	Robert de Haan	12:18:45.604	33:45.604	Robert de Haan	12:25:15.591	40:15.591		6:29.987
15	Janne Stiak	12:18:47.550	33:47.550	Janne Stiak	12:25:18.281	40:18.281		6:30.731
19	Harry King	12:19:32.683	34:32.683	Harry King	12:25:23.916	40:23.916		5:51.233
84	Ahmad Alshehab	12:19:39.432	34:39.432	Ahmad Alshehab	12:25:23.317	40:23.317		5:43.885
42	Kiano Blum	12:19:42.023	34:42.023	Kiano Blum	12:25:28.962	40:28.962		5:46.939
54	Michael Essmann	12:19:49.172	34:49.172	Michael Essmann	12:25:22.005	40:22.005		5:32.833
12	Senna van Soelen	12:19:58.796	34:58.796	Senna van Soelen	12:26:53.229	41:53.229		6:54.433
44	James Kellett	12:20:00.984	35:00.984	James Kellett	12:26:13.458	41:13.458		6:12.474
91	Gian Luca Tüccaroglu	12:23:56.332	38:56.332	Gian Luca Tüccaroglu	12:28:42.275	43:42.275		4:45.943
23	Huub van Eijndhoven	12:26:53.050	41:53.050	Huub van Eijndhoven	12:30:22.594	45:22.594		3:29.544
24	Kas Haverkort	12:27:17.642	42:17.642	Kas Haverkort	12:29:30.969	44:30.969		2:13.327
21	Marvin Klein	12:28:59.878	43:59.878	Marvin Klein	12:33:48.742	48:48.742		4:48.864
88	Horst Felix Felbermayr	12:29:08.977	44:08.977	Horst Felix Felbermayr	12:34:49.635	49:49.635		5:40.658
5	Sören Spreng	12:30:14.120	45:14.120	Sören Spreng	12:32:46.144	47:46.144		2:32.024
13	Alexander Tauscher	12:30:42.123	45:42.123	Alexander Tauscher	12:34:50.800	49:50.800		4:08.677
54	Michael Essmann	12:30:44.305	45:44.305	Michael Essmann	12:32:45.043	47:45.043		2:00.738
1	Larry ten Voorde	12:30:51.470	45:51.470	Larry ten Voorde	12:34:47.534	49:47.534		3:56.064
16	Flynt Schuring	12:30:53.227	45:53.227	Flynt Schuring	12:34:48.637	49:48.637		3:55.410
14	Robert de Haan	12:31:59.705	46:59.705	Robert de Haan	12:34:34.269	49:34.269		2:34.564
55	Colin Jamie Bönighausen	12:32:05.591	47:05.591	Colin Jamie Bönighausen	12:34:01.134	49:01.134		1:55.543
19	Harry King	12:32:07.089	47:07.089	Harry King	12:35:02.366	50:02.366		2:55.277
3	Nathan Schaap	12:32:10.896	47:10.896	Nathan Schaap	12:35:04.489	50:04.489		2:53.593
43	Karol Kret	12:32:14.167	47:14.167	Karol Kret	12:33:47.389	48:47.389		1:33.222
84	Ahmad Alshehab	12:32:18.274	47:18.274	Ahmad Alshehab	12:34:02.258	49:02.258		1:43.984
24	Kas Haverkort	12:33:27.993	48:27.993	Kas Haverkort	12:35:41.524	50:41.524		2:13.531
44	James Kellett	12:33:29.346	48:29.346	James Kellett	12:36:08.844	51:08.844		2:39.498
34	Theo Oeverhaus	12:33:42.609	48:42.609	Theo Oeverhaus	12:35:40.008	50:40.008		1:57.399
98	Jan Seyffert	12:34:33.550	49:33.550	Jan Seyffert	12:36:51.949	51:51.949		2:18.399
42	Kiano Blum	12:36:26.969	51:26.969	Kiano Blum	12:39:06.592	54:06.592		2:39.623
31	Sebastian Freymuth	12:37:49.566	52:49.566	Sebastian Freymuth	12:41:00.557	56:00.557		3:10.991
15	Janne Stiak	12:39:02.052	54:02.052	Janne Stiak	12:43:16.953	58:16.953		4:14.901
23	Huub van Eijndhoven	12:39:24.702	54:24.702	Huub van Eijndhoven	12:41:08.885	56:08.885		1:44.183
12	Senna van Soelen	12:42:34.701	57:34.701					
91	Gian Luca Tüccaroglu	12:42:43.128	57:43.128					
23	Huub van Eijndhoven	12:42:58.637	57:58.637					
55	Colin Jamie Bönighausen	12:44:25.451	59:25.451					
44	James Kellett	12:44:59.324	59:59.324					
19	Harry King	12:45:17.064	1:00:17.064					
88	Horst Felix Felbermayr	12:45:27.923	1:00:27.923					
43	Karol Kret	12:45:50.674	1:00:50.674					
34	Theo Oeverhaus	12:46:00.521	1:01:00.521					



DTM Zandvoort

Porsche Sixt Carrera Cup Deutschland

Free Practice

07 June 2024 11:45

PORSCHE

SIXT
CARRERA CUP
DEUTSCHLAND

Pit Stops Provisional

Nr	Driver in	Day time in	Time in	Driver out	Day time out	Time out	Reason	Nett Time
21	Marvin Klein	12:46:01.997	1:01:01.997					
24	Kas Haverkort	12:46:05.997	1:01:05.997					
84	Ahmad Alshehab	12:46:14.337	1:01:14.337					
1	Larry ten Voorde	12:46:39.107	1:01:39.107					
16	Flynt Schuring	12:46:42.218	1:01:42.218					
14	Robert de Haan	12:46:42.775	1:01:42.775					
54	Michael Essmann	12:46:56.356	1:01:56.356					