

# DTM Nürburgring

Porsche Sixt Carrera Cup Deutschland  
Qualifying 1

16 August 2024 17:15

PORSCHE

SIXT  
CARRERA CUP  
DEUTSCHLAND

DMSB

Reg.Nr.:R-14148/24

## Result List Provisional

### Stewards / Race Management

STEWARD	Andreas Witkowski
STEWARD	Ingo Güss
STEWARD	Manfred Schulte
RACE DIRECTOR	Luca Stegner
CLERK OF THE COURSE	Kai Rübenhagen
TECHNICAL DELEGATE	Paul May
CHIEF TIMEKEEPER	Steffen Ruhl

### Weather Start/Finish

AIR	23.6°C
TRACK	29.3°C
CONDITIONS	Dry
PRESSURE	945 hPa
AIR	23.6°C
TRACK	28.3°C
CONDITIONS	Dry
PRESSURE	945 hPa

### Track Information

GREEN FLAG	17:15:00
CHEQUERED FLAG	17:27:00
SAFETY CAR PHASE	0
FULL COURSE YELLOW PHASE	0
TRACK NAME	Nürburgring
TRACK LENGTH	3629m
TURN COUNT	11
FASTEST LAP:	#1. LTV - 1:28.286

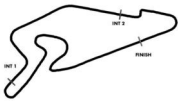
STARTED: 26 CLASSIFIED: 26 NOT CLASSIFIED: 0 DISQUALIFIED: 0

Nr.	Drivers	Team	Lap	Best Time	Gap	Diff	Kph	Day Time
Cl.	Car	Competitor						
1	1 L.ten Voorde(NLD)	Proton Huber Competition(DEU)	6	1:28.286			147.9	17:25:27
	Porsche 911 GT3 Cup (992)	Proton Huber Competition						
2	14 R.de Haan(NLD)	Team75 Bernhard(DEU)	6	1:28.306	0.020	0.020	147.9	17:26:01
	Rookie Porsche 911 GT3 Cup (992)	Team75 Bernhard						
3	13 A.Tauscher(DEU)	Proton Huber Competition(DEU)	6	1:28.460	0.174	0.154	147.6	17:27:02
	Porsche 911 GT3 Cup (992)	Proton Huber Competition						
4	19 H.King(GBR)	Allied-Racing(DEU)	7	1:28.518	0.232	0.058	147.5	17:26:30
	Porsche 911 GT3 Cup (992)	Allied Racing						
5	16 F.Schuring(NED)	Team Proton Huber Competition(AUT)	6	1:28.533	0.247	0.015	147.5	17:25:29
	Rookie Porsche 911 GT3 Cup (992)	Team Proton Huber Competition						
6	23 H.van Eindhoven(NLD)	UNISERVER by TEAM GP ELITE(NLD)	6	1:28.560	0.274	0.027	147.5	17:26:39
	Porsche 911 GT3 Cup (992)	UNISERVER by TEAM GP ELITE						
7	25 A.Levi(ISR)	UNISERVER by TEAM GP ELITE(NLD)	5	1:28.622	0.336	0.062	147.4	17:23:43
	Porsche 911 GT3 Cup (992)	UNISERVER by TEAM GP ELITE						
8	21 M.Klein(FRA)	Target(ITA)	6	1:28.674	0.388	0.052	147.3	17:25:49
	Porsche 911 GT3 Cup (992)	Target						
9	15 J.Stiak(DEU)	Team75 Bernhard(DEU)	6	1:28.717	0.431	0.043	147.2	17:25:57
	Porsche 911 GT3 Cup (992)	Team75 Bernhard						
10	31 S.Freymuth(DEU)	Proton Huber Competition(DEU)	7	1:28.791	0.505	0.074	147.1	17:27:05
	Porsche 911 GT3 Cup (992)	Proton Huber Competition						
11	34 T.Oeverhaus(DEU)	Bonk Motorsport(DEU)	6	1:28.804	0.518	0.013	147.1	17:27:37
	Porsche 911 GT3 Cup (992)	Bonk Motorsport						
12	24 K.Haverkort(NLD)	UNISERVER by TEAM GP ELITE(NLD)	6	1:28.823	0.537	0.019	147.0	17:26:38
	Rookie Porsche 911 GT3 Cup (992)	UNISERVER by TEAM GP ELITE						
13	3 N.Schaap(NLD)	Allied-Racing(DEU)	6	1:28.898	0.612	0.075	146.9	17:26:34
	Rookie Porsche 911 GT3 Cup (992)	Allied Racing						
14	5 S.Spreng(DEU)	GP ELITE(NLD)	7	1:29.100	0.814	0.202	146.6	17:28:14
	ProAm Porsche 911 GT3 Cup (992)	GP ELITE						
15	88 H.Felbermayr(AUT)	Team Proton Huber Competition(AUT)	7	1:29.119	0.833	0.019	146.5	17:27:01
	Porsche 911 GT3 Cup (992)	Team Proton Huber Competition						
16	55 C.Bönighausen(DEU)	CarTech Motorsport(DEU)	7	1:29.123	0.837	0.004	146.5	17:27:40
	Rookie Porsche 911 GT3 Cup (992)	CarTech Motorsport						
17	91 G.Tüccaroglu(DEU)	HP Racing Team[a-workx](DEU)	6	1:29.131	0.845	0.008	146.5	17:26:53
	Rookie Porsche 911 GT3 Cup (992)	HP Racing Team[a-workx]						
18	44 J.Kellet(GBR)	ID Racing(DEU)	7	1:29.193	0.907	0.062	146.4	17:28:05
	Porsche 911 GT3 Cup (992)	ID Racing						
19	98 J.Seyffert(DEU)	HP Racing Team[a-workx](DEU)	5	1:29.325	1.039	0.132	146.2	17:23:57
	Porsche 911 GT3 Cup (992)	HP Racing Team[a-workx]						
20	43 K.Kret(POL)	Bonk Motorsport(DEU)	5	1:29.381	1.095	0.056	146.1	17:26:16
	Rookie Porsche 911 GT3 Cup (992)	Bonk Motorsport						
21	12 S.van Soelen(NLD)	Target(ITA)	5	1:29.492	1.206	0.111	145.9	17:24:23
	Rookie Porsche 911 GT3 Cup (992)	Target						

ver: 1.0

Page 1 / 2 printed: 16.8.2024 17:31





# DTM Nürburgring

Porsche Sixt Carrera Cup Deutschland  
Qualifying 1

16 August 2024 17:15

**PORSCHE**

SIXT  
CARRERA CUP  
DEUTSCHLAND



Reg.Nr.:R-14148/24

## Result List Provisional

Nr.	Drivers	Team	Lap	Best Time	Gap	Diff	Kph	Day Time
Cl.	Car	Competitor						
22	42 <b>K.Blum(AUT)</b> Rookie Porsche 911 GT3 Cup (992)	ID Racing(DEU) ID Racing	7	1:29.495	1.209	0.003	145.9	17:26:47
23	54 <b>M.Essmann(DEU)</b> ProAm Porsche 911 GT3 Cup (992)	CarTech Motorsport(DEU) CarTech Motorsport	6	1:29.537	1.251	0.042	145.9	17:27:14
24	47 <b>A.Reimann(EST)</b> Rookie Porsche 911 GT3 Cup (992)	EST 1 Racing(EST) EST 1 Racing	7	1:30.095	1.809	0.558	145.0	17:27:26
25	65 <b>K.Pfister(DEU)</b> ProAm Porsche 911 GT3 Cup (992)	CarTech Motorsport(DEU) CarTech Motorsport	6	1:30.648	2.362	0.553	144.1	17:25:52
26	80 <b>A.Fontana(VEN)</b> ProAm Porsche 911 GT3 Cup (992)	EST 1 Racing(EST) EST 1 Racing	4	1:32.990	4.704	2.342	140.4	17:22:44

Classification limit: 107% Time: 1:34.466

Selected lap times cancelled due to track limits

Subject to the results of the tyre and fuel analysis

**Subject to final scrutineering!**

Publication time:

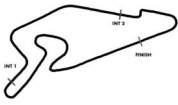
Clerk of the Course: Kai Rübenhagen

Timekeeper: Steffen Ruhl

ver: 1.0

Page 2 / 2 printed: 16.8.2024 17:31





Reg.Nr.:R-14148/24

### Class Result List Provisional

#### Stewards / Race Management

STEWARD	Andreas Witkowski
STEWARD	Ingo Güss
STEWARD	Manfred Schulte
RACE DIRECTOR	Luca Stegner
CLERK OF THE COURSE	Kai Rübenhagen
TECHNICAL DELEGATE	Paul May
CHIEF TIMEKEEPER	Steffen Ruhl

#### Weather Start/Finish

AIR	23.6°C
TRACK	29.3°C
CONDITIONS	Dry
PRESSURE	945 hPa
AIR	23.6°C
TRACK	28.3°C
CONDITIONS	Dry
PRESSURE	945 hPa

#### Track Information

GREEN FLAG	17:15:00
CHEQUERED FLAG	17:27:00
SAFETY CAR PHASE	0
FULL COURSE YELLOW PHASE	0
TRACK NAME	Nürburgring
TRACK LENGTH	3629m
TURN COUNT	11
FASTEST LAP:	#1. LTV - 1:28.286

STARTED: 26 CLASSIFIED: 26 NOT CLASSIFIED: 0 DISQUALIFIED: 0

Nr.	Drivers	Team	Lap	Best Time	Gap	Diff	Kph	Day Time
	Car	Competitor						

#### CLASS: Rookie

Started: 10 Classified: 10

Not Classified: 0

1	14	<b>R.de Haan(NLD)</b> Porsche 911 GT3 Cup (992)	<b>Team75 Bernhard(DEU)</b> Team75 Bernhard	6	<b>1:28.306</b>			147.9	17:26:01
2	16	<b>F.Schuring(NED)</b> Porsche 911 GT3 Cup (992)	<b>Team Proton Huber Competition(AUT)</b> Team Proton Huber Competition	6	<b>1:28.533</b>	0.227	0.227	147.5	17:25:29
3	24	<b>K.Haverkort(NLD)</b> Porsche 911 GT3 Cup (992)	<b>UNISERVER by TEAM GP ELITE(NLD)</b> UNISERVER by TEAM GP ELITE	6	<b>1:28.823</b>	0.517	0.290	147.0	17:26:38
4	3	<b>N.Schaap(NLD)</b> Porsche 911 GT3 Cup (992)	<b>Allied-Racing(DEU)</b> Allied Racing	6	<b>1:28.898</b>	0.592	0.075	146.9	17:26:34
5	55	<b>C.Bönighausen(DEU)</b> Porsche 911 GT3 Cup (992)	<b>CarTech Motorsport(DEU)</b> CarTech Motorsport	7	<b>1:29.123</b>	0.817	0.225	146.5	17:27:40
6	91	<b>G.Tüccaroglu(DEU)</b> Porsche 911 GT3 Cup (992)	<b>HP Racing Team[a-workx](DEU)</b> HP Racing Team[a-workx]	6	<b>1:29.131</b>	0.825	0.008	146.5	17:26:53
7	43	<b>K.Kret(POL)</b> Porsche 911 GT3 Cup (992)	<b>Bonk Motorsport(DEU)</b> Bonk Motorsport	5	<b>1:29.381</b>	1.075	0.250	146.1	17:26:16
8	12	<b>S.van Soelen(NLD)</b> Porsche 911 GT3 Cup (992)	<b>Target(ITA)</b> Target	5	<b>1:29.492</b>	1.186	0.111	145.9	17:24:23
9	42	<b>K.Blum(AUT)</b> Porsche 911 GT3 Cup (992)	<b>ID Racing(DEU)</b> ID Racing	7	<b>1:29.495</b>	1.189	0.003	145.9	17:26:47
10	47	<b>A.Reimann(EST)</b> Porsche 911 GT3 Cup (992)	<b>EST 1 Racing(EST)</b> EST 1 Racing	7	<b>1:30.095</b>	1.789	0.600	145.0	17:27:26

Classification limit: 107% Time: 1:34.487

#### CLASS: ProAm

Started: 4 Classified: 4

Not Classified: 0

1	5	<b>S.Spreng(DEU)</b> Porsche 911 GT3 Cup (992)	<b>GP ELITE(NLD)</b> GP ELITE	7	<b>1:29.100</b>			146.6	17:28:14
2	54	<b>M.Essmann(DEU)</b> Porsche 911 GT3 Cup (992)	<b>CarTech Motorsport(DEU)</b> CarTech Motorsport	6	<b>1:29.537</b>	0.437	0.437	145.9	17:27:14
3	65	<b>K.Pfister(DEU)</b> Porsche 911 GT3 Cup (992)	<b>CarTech Motorsport(DEU)</b> CarTech Motorsport	6	<b>1:30.648</b>	1.548	1.111	144.1	17:25:52
4	80	<b>A.Fontana(VEN)</b> Porsche 911 GT3 Cup (992)	<b>EST 1 Racing(EST)</b> EST 1 Racing	4	<b>1:32.990</b>	3.890	2.342	140.4	17:22:44

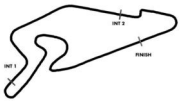
Classification limit: 107% Time: 1:35.337

Selected lap times cancelled due to track limits

Subject to the results of the tyre and fuel analysis

Subject to final scrutineering!

Publication time:	Clerk of the Course: Kai Rübenhagen	Timekeeper: Steffen Ruhl
-------------------	-------------------------------------	--------------------------



**DMSB** Reg.Nr.:R-14148/24

## Sector List Provisional

Lap Id	Time	SE1	SP1	SE2	SP2	SE3	SP3	TSP	Lap Id	Time	SE1	SP1	SE2	SP2	SE3	SP3	TSP
<b>1</b>	ten Voorde, NLD(#1)								<b>theoretical besttime: 1:28.204</b>								
1 0	2:28.951	1:34.299	119	28.557	127	26.095	183	127	5 0	1:28.559	45.211	131	22.191	241	21.157	189	241
2 0	1:44.481	55.385	128	24.781	159	24.315	184	159	6 0	<b>1:28.286</b>	<b>45.062</b>	<b>132</b>	22.199	242	<b>21.025</b>	<b>191</b>	242
3 0	1:47.774	52.382	127	24.950	150	30.442	190	150	7 0	1:28.391	45.144	132	<b>22.117</b>	<b>242</b>	21.130	190	<b>242</b>
4 0	1:29.221	45.721	<b>133</b>	22.308	240	21.192	189	240	8 0	1:36.502	46.494	130	22.411	229	27.597		229

<b>3</b>	Schaap, NLD(#1)								<b>theoretical besttime: 1:28.862</b>								
1 0	2:08.116	1:15.823	129	27.822	155	24.471	178	155	5 0	1:29.684	45.685	134	22.366	244	21.630	188	244
2 0	1:36.345	50.481	130	23.326	213	22.538	187	213	5 0	1:29.408	45.721	131	22.364	241	21.323	189	241
3 0	1:50.646	52.933	88	31.842	134	25.871	<b>189</b>	134	6 0	<b>1:28.898</b>	45.406	130	<b>22.232</b>	<b>242</b>	<b>21.260</b>	<b>189</b>	<b>242</b>
4 0	1:30.454	46.525	131	22.484	240	21.445	188	240	7 0	1:28.978	<b>45.370</b>	<b>129</b>	22.257	241	21.351	189	241

<b>5</b>	Spreng, DEU(#1)								<b>theoretical besttime: 1:29.100</b>								
1 0	2:20.986	1:24.195	108	30.109	167	26.682	158	167	5 0	1:30.076	46.036	134	22.404	240	21.636	187	240
2 0	1:44.893	54.612	121	26.410	173	23.871	185	173	5 0	1:29.814	45.921	132	22.346	240	21.547	188	240
3 0	1:39.111	48.240	128	24.403	191	26.468	187	191	6 0	1:29.458	45.667	131	22.254	241	21.537	188	<b>241</b>
4 0	1:30.595	46.394	131	22.564	240	21.637	188	240	7 0	<b>1:29.100</b>	<b>45.490</b>	<b>132</b>	<b>22.184</b>	<b>240</b>	<b>21.426</b>	<b>189</b>	240

<b>12</b>	van Soelen, NLD(#1)								<b>theoretical besttime: 1:29.492</b>								
1 0	3:04.662	2:17.441	126	24.366	232	22.855	186	232	5 0	<b>1:29.492</b>	<b>45.626</b>	<b>132</b>	<b>22.355</b>	<b>239</b>	<b>21.511</b>	<b>188</b>	239
2 0	1:35.283	49.141	128	23.468	237	22.674	<b>188</b>	237	6 0	1:29.303	45.528	134	22.340	244	21.465	188	244
3 0	1:42.587	47.521	130	24.340	111	30.726	188	111	6 0	1:30.444	45.826	130	22.374	242	22.244	188	<b>242</b>
4 0	1:30.886	46.312	131	22.986	238	21.588	188	238									

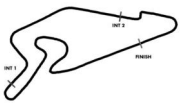
<b>13</b>	Tauscher, DEU(#1)								<b>theoretical besttime: 1:28.302</b>								
1 0	2:32.463	1:36.792	125	29.420	112	26.251	166	112	5 0	1:28.754	45.342	133	22.337	244	21.405	190	244
2 0	1:44.969	54.245	128	27.273	152	23.451	175	152	5 0	1:28.576	45.244	131	22.208	242	<b>21.124</b>	<b>190</b>	242
3 0	1:49.170	50.843	126	28.032	105	30.295	188	105	6 0	<b>1:28.460</b>	<b>45.035</b>	<b>131</b>	<b>22.143</b>	<b>242</b>	21.282	189	<b>242</b>
4 0	1:29.722	45.955	131	22.436	240	21.331	188	240									

<b>14</b>	de Haan, NLD(#1)								<b>theoretical besttime: 1:28.306</b>								
1 0	3:29.624	2:40.714	120	25.193	205	23.717	181	205	5 0	1:28.491	45.132	131	22.264	239	21.095	188	239
2 0	1:36.147	47.948	129	24.825	112	23.374	<b>190</b>	112	6 0	<b>1:28.306</b>	<b>45.091</b>	<b>132</b>	<b>22.129</b>	<b>240</b>	<b>21.086</b>	<b>189</b>	240
3 0	1:29.449	45.877	<b>133</b>	22.359	240	21.213	188	240	7 0	1:28.823	45.259	132	22.232	241	21.332	188	<b>241</b>
4 0	1:28.636	45.320	132	22.220	240	21.096	188	240									

<b>15</b>	Stiak, DEU(#1)								<b>theoretical besttime: 1:28.602</b>								
1 0	3:10.253	2:21.707	124	25.468	218	23.078	184	218	5 0	1:28.748	45.382	130	22.231	240	<b>21.135</b>	<b>190</b>	240
2 0	1:40.984	48.046	129	27.898	162	25.040	<b>190</b>	162	6 0	<b>1:28.717</b>	<b>45.308</b>	<b>131</b>	<b>22.159</b>	<b>241</b>	21.250	188	<b>241</b>
3 0	1:38.927	45.959	<b>132</b>	22.685	199	30.283	189	199	7 0	1:43.950	52.114	124	23.061	231	28.775		231
4 0	1:29.451	45.881	131	22.275	240	21.295	188	240									

<b>16</b>	Schuring, NED(#1)								<b>theoretical besttime: 1:28.499</b>								
1 0	2:30.534	1:35.408	115	29.091	123	26.035	163	123	5 0	1:28.587	<b>45.175</b>	<b>131</b>	22.208	242	21.204	190	242
2 0	1:43.813	54.567	129	26.166	170	23.080	180	170	6 0	<b>1:28.533</b>	45.197	132	22.159	243	<b>21.177</b>	<b>190</b>	<b>243</b>
3 0	1:48.073	52.504	131	25.973	140	29.596	<b>190</b>	140	7 0	1:28.885	45.487	131	<b>22.147</b>	<b>242</b>	21.251	188	242
4 0	1:29.314	45.769	<b>133</b>	22.274	241	21.271	190	241	8 0	1:36.950	46.411	130	22.537	231	28.002		231

<b>19</b>	King, GBR(#1)								<b>theoretical besttime: 1:28.474</b>								
1 0	2:07.235	1:15.015	116	27.422	140	24.798	171	140	5 0	1:29.271	45.694	132	22.304	240	21.273	188	240
2 0	1:35.839	49.900	128	23.509	230	22.430	186	230	6 0	1:28.601	45.299	132	22.145	241	21.157	188	<b>241</b>
3 0	1:50.307	53.551	107	31.735	138	25.021	187	138	7 0	<b>1:28.518</b>	<b>45.184</b>	<b>133</b>	<b>22.144</b>	<b>241</b>	21.190	188	<b>241</b>
4 0	1:29.834	46.143	<b>133</b>	22.389	240	21.302	<b>188</b>	240	8 0	1:28.645	45.333	130	22.166	241	<b>21.146</b>	<b>188</b>	241



**DMSB** Reg.Nr.:R-14148/24

## Sector List Provisional

Lap Id	Time	SE1	SP1	SE2	SP2	SE3	SP3	TSP	Lap Id	Time	SE1	SP1	SE2	SP2	SE3	SP3	TSP		
<b>21</b>	Klein, FRA(#1)								<b>theoretical besttime: 1:28.250</b>										
1	0	3:03.469	2:16.630	127	23.936	236	22.903	185	236	5	0	1:28.679	45.427	132	<b>22.128</b>	<b>240</b>	<b>21.124</b>	<b>189</b>	<b>240</b>
2	0	1:35.090	49.474	128	23.347	237	22.269	186	237	6	0	<b>1:28.674</b>	<b>44.998</b>	<b>132</b>	22.434	240	21.242	188	240
3	0	1:41.666	47.943	129	23.911	136	29.812	<b>189</b>	136	7	0	1:36.274	45.044	134	22.094	244	29.133		244
4	0	1:30.939	46.438	129	22.957	238	21.544	189	238										

<b>23</b>	van Eijndhoven, NLD(#1)								<b>theoretical besttime: 1:28.560</b>										
1	0	2:18.270	1:22.138	103	29.703	165	26.429	151	165	5	0	1:29.145	45.598	130	22.348	241	21.199	189	241
2	0	1:44.433	54.754	124	25.852	185	23.827	167	185	6	0	1:28.940	45.348	134	22.344	243	21.248	189	243
3	0	1:40.206	48.667	129	23.061	201	28.478	188	201	6	0	<b>1:28.560</b>	<b>45.179</b>	<b>130</b>	<b>22.228</b>	<b>242</b>	<b>21.153</b>	<b>189</b>	<b>242</b>
4	0	1:29.761	46.030	<b>132</b>	22.345	240	21.386	188	240	7	0	1:28.715	45.212	131	22.272	241	21.231	190	241

<b>24</b>	Haverkort, NLD(#1)								<b>theoretical besttime: 1:28.746</b>										
1	0	2:19.138	1:22.547	110	29.927	164	26.664	150	164	5	0	1:29.771	45.880	129	22.457	240	21.434	188	240
2	0	1:44.757	54.795	126	26.428	174	23.534	184	174	6	0	1:28.163	45.567	125	22.332	244	20.264	189	244
3	0	1:37.958	48.704	128	23.204	229	26.050	187	229	6	0	<b>1:28.823</b>	<b>45.370</b>	<b>130</b>	22.297	241	<b>21.156</b>	<b>189</b>	241
4	0	1:29.716	45.939	131	22.460	239	21.317	187	239	7	0	1:28.908	45.381	131	<b>22.220</b>	<b>241</b>	21.307	189	<b>241</b>

<b>25</b>	Levi, ISR(#1)								<b>theoretical besttime: 1:28.524</b>										
1	0	2:20.102	1:23.529	116	29.598	176	26.975	148	176	5	0	<b>1:28.622</b>	45.243	131	22.242	241	21.137	189	<b>241</b>
2	0	1:44.953	54.583	125	26.221	159	24.149	185	159	6	0	1:28.884	45.376	131	22.419	241	<b>21.089</b>	<b>190</b>	241
3	0	1:39.274	48.307	123	23.599	222	27.368	187	222	7	0	1:28.649	<b>45.241</b>	<b>130</b>	<b>22.194</b>	<b>241</b>	21.214	190	241
4	0	1:30.064	46.145	131	22.394	240	21.525	<b>190</b>	240	8	0	1:31.973	45.327	132	24.363	182	22.283	188	182

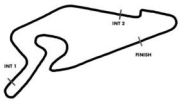
<b>31</b>	Freymuth, DEU(#1)								<b>theoretical besttime: 1:28.654</b>										
1	0	2:33.421	1:37.711	118	29.138	128	26.572	164	128	5	0	1:29.323	45.824	130	22.415	241	<b>21.084</b>	<b>190</b>	241
2	0	1:44.659	54.053	126	27.049	154	23.557	177	154	6	0	1:29.018	45.574	131	22.227	241	21.217	189	241
3	0	1:49.538	50.784	123	29.250	109	29.504	190	109	7	0	<b>1:28.791</b>	<b>45.424</b>	<b>130</b>	<b>22.146</b>	<b>241</b>	21.221	189	<b>241</b>
4	0	1:30.302	46.279	<b>132</b>	22.548	240	21.475	190	240										

<b>34</b>	Oeverhaus, DEU(#1)								<b>theoretical besttime: 1:28.657</b>										
1	0	3:34.312	2:46.726	126	24.569	211	23.017	182	211	5	0	1:29.019	45.420	133	22.275	244	21.324	190	244
2	0	1:36.218	48.584	132	23.427	210	24.207	<b>190</b>	210	5	0	1:29.028	45.468	133	22.316	241	21.244	190	241
3	0	1:30.581	46.247	<b>133</b>	22.561	241	21.773	188	241	6	0	<b>1:28.804</b>	<b>45.293</b>	<b>133</b>	<b>22.157</b>	<b>242</b>	21.354	190	<b>242</b>
4	0	1:29.153	45.657	133	22.289	241	<b>21.207</b>	189	241										

<b>42</b>	Blum, AUT(#1)								<b>theoretical besttime: 1:29.491</b>										
1	1	2:11.748	1:17.467	125	29.323	128	24.958	179	128	6	1	1:29.586	45.925	133	<b>22.252</b>	<b>242</b>	21.409	191	<b>242</b>
2	1	1:44.373	53.240	121	27.041	180	24.092	180	180	7	1	<b>1:29.495</b>	<b>45.866</b>	<b>132</b>	22.256	242	<b>21.373</b>	<b>192</b>	<b>242</b>
3	1	1:51.676	49.815	128	28.587	142	33.274	190	142	8	1	1:29.247	45.654	133	22.242	244	21.354	192	244
4	1	1:30.651	46.650	<b>133</b>	22.492	241	21.509	191	241	8	1	1:54.040	53.156	112	28.125	157	32.759		157
5	1	1:29.669	45.894	132	22.293	241	21.482	<b>192</b>	241										

<b>43</b>	Kret, POL(#1)								<b>theoretical besttime: 1:29.372</b>										
1	0	3:40.089	2:53.883	134	23.497	235	22.709	186	235	4	0	1:29.762	45.711	133	22.505	240	21.546	190	240
1	0	1:33.716	47.236	131	23.150	236	23.330	190	236	5	0	<b>1:29.381</b>	<b>45.529</b>	<b>133</b>	22.341	241	<b>21.511</b>	<b>190</b>	<b>241</b>
2	0	1:30.824	46.584	133	22.641	239	21.599	<b>190</b>	239	6	0	1:36.628	45.635	133	<b>22.332</b>	<b>241</b>	28.661		241
3	0	1:32.532	48.413	133	22.516	240	21.603	190	240										

<b>44</b>	Kellert, GBR(#1)								<b>theoretical besttime: 1:29.026</b>										
1	1	2:15.208	1:19.909	114	29.471	179	25.828	167	179	5	1	1:29.227	<b>45.443</b>	<b>130</b>	22.357	240	21.427	191	240
2	1	1:42.938	53.176	125	25.349	156	24.413	170	156	6	1	1:29.479	45.721	131	22.291	241	21.467	192	<b>241</b>
3	1	1:40.216	51.274	127	23.859	188	25.083	<b>192</b>	188	7	1	1:29.169	45.573	134	22.259	244	21.337	194	244
4	1	1:29.818	45.975	130	22.437	240	21.406	191	240	7	1	<b>1:29.193</b>	45.610	130	<b>22.232</b>	<b>240</b>	<b>21.351</b>	<b>192</b>	240



**DMSB** Reg.Nr.:R-14148/24

## Sector List Provisional

Lap Id	Time	SE1	SP1	SE2	SP2	SE3	SP3	TSP	Lap Id	Time	SE1	SP1	SE2	SP2	SE3	SP3	TSP
<b>47</b>	Reimann, EST(#1)								<b>theoretical besttime: 1:30.018</b>								
1 0	2:34.139	1:38.570	125	29.159	138	26.410	162	138	5 0	1:30.233	46.244	132	22.567	240	<b>21.422</b>	<b>188</b>	<b>240</b>
2 0	1:44.476	53.952	128	27.125	156	23.399	184	156	6 0	1:31.874	47.813	129	22.569	240	21.492	188	240
3 0	1:50.872	50.647	120	29.961	99	30.264	188	99	7 0	<b>1:30.095</b>	<b>46.068</b>	<b>132</b>	<b>22.528</b>	<b>238</b>	21.499	188	238
4 0	1:44.631	59.307	118	23.509	237	21.815	<b>189</b>	237									

<b>54</b>	Essmann, DEU(#1)								<b>theoretical besttime: 1:29.425</b>								
1 0	2:37.739	1:41.167	109	30.289	138	26.283	170	138	4 0	1:30.739	46.515	131	22.537	238	21.687	187	238
2 0	1:45.220	54.732	125	26.198	156	24.290	185	156	5 0	1:29.906	46.047	131	<b>22.210</b>	<b>240</b>	21.649	188	<b>240</b>
3 0	1:49.344	48.236	126	29.934	112	31.174	186	112	6 0	<b>1:29.537</b>	<b>45.785</b>	<b>127</b>	22.322	240	<b>21.430</b>	<b>188</b>	<b>240</b>
4 0	<del>1:32.011</del>	<del>46.859</del>	<del>131</del>	<del>23.289</del>	<del>221</del>	<del>21.863</del>	<del>188</del>	<del>221</del>									

<b>55</b>	Bönighausen, DEU(#1)								<b>theoretical besttime: 1:29.119</b>								
1 0	3:35.623	2:47.963	126	24.376	188	23.284	184	188	5 0	1:29.278	45.583	131	22.353	241	21.342	188	241
2 0	1:37.168	48.248	130	23.201	211	25.719	<b>189</b>	211	6 0	1:29.269	45.654	129	22.309	241	<b>21.306</b>	<b>188</b>	241
3 0	1:30.311	46.280	<b>132</b>	22.600	240	21.431	189	240	7 0	<b>1:29.123</b>	<b>45.563</b>	<b>130</b>	<b>22.250</b>	<b>241</b>	21.310	188	<b>241</b>
4 0	1:29.390	45.639	132	22.395	241	21.356	188	241									

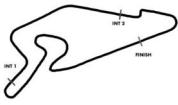
<b>65</b>	Pfister, DEU(#0)								<b>theoretical besttime: 1:30.644</b>								
1 0	2:42.396	1:45.397	108	30.322	118	26.677	165	118	5 0	1:35.848	46.854	132	22.898	240	26.096	188	240
2 0	1:45.238	53.668	118	25.432	159	26.138	187	159	6 0	<b>1:30.648</b>	<b>46.213</b>	<b>131</b>	<b>22.679</b>	<b>239</b>	21.756	189	239
3 0	1:45.522	48.378	<b>133</b>	29.512	99	27.632	188	99	7 0	<del>1:31.943</del>	<del>47.035</del>	<del>129</del>	<del>22.630</del>	<del>242</del>	<del>22.278</del>	<del>190</del>	<del>242</del>
4 0	1:31.858	47.390	130	22.716	<b>241</b>	<b>21.752</b>	<b>189</b>	<b>241</b>	7 0	1:32.193	46.932	131	22.966	233	22.295	187	233

<b>80</b>	Fontana, VEN(#1)								<b>theoretical besttime: 1:32.070</b>								
1 0	2:35.154	1:39.649	117	29.356	143	26.149	153	143	5 0	<del>1:33.594</del>	<del>47.980</del>	<del>125</del>	<del>22.951</del>	<del>238</del>	<del>22.660</del>	<del>187</del>	<del>238</del>
2 0	1:45.052	54.831	125	26.185	137	24.036	183	137	5 0	1:33.044	47.316	126	23.727	238	<b>22.001</b>	<b>186</b>	238
3 0	1:50.403	49.563	126	30.238	85	30.602	181	85	6 0	1:33.028	<b>47.144</b>	<b>120</b>	<b>22.925</b>	<b>240</b>	22.959	187	<b>240</b>
4 0	<b>1:32.990</b>	47.548	126	22.961	237	22.481	184	237									

<b>88</b>	Felbermayr, AUT(#1)								<b>theoretical besttime: 1:29.010</b>								
1 0	2:31.834	1:36.095	116	29.310	129	26.429	159	129	5 0	1:29.210	45.692	130	22.236	241	<b>21.282</b>	<b>189</b>	241
2 0	1:44.195	54.370	127	26.729	172	23.096	177	172	6 0	1:29.215	45.632	132	22.240	242	21.343	189	<b>242</b>
3 0	1:47.351	51.608	127	26.860	144	28.883	<b>189</b>	144	7 0	<b>1:29.119</b>	<b>45.570</b>	<b>131</b>	<b>22.158</b>	<b>241</b>	21.391	188	241
4 0	1:29.928	46.172	<b>133</b>	22.371	241	21.385	188	241									

<b>91</b>	Tüccaroglu, DEU(#1)								<b>theoretical besttime: 1:28.986</b>								
1 0	2:24.673	1:28.163	120	29.710	171	26.800	150	171	4 0	1:29.749	45.854	131	22.484	238	21.411	188	238
2 0	1:44.454	53.430	127	27.614	181	23.410	186	181	5 0	1:29.629	45.745	129	22.459	238	21.425	188	238
3 0	1:43.219	48.373	127	24.835	185	30.011	<b>188</b>	185	6 0	<b>1:29.131</b>	45.642	131	<b>22.184</b>	<b>240</b>	<b>21.305</b>	<b>188</b>	<b>240</b>
4 0	<del>1:32.501</del>	<del>45.953</del>	<del>131</del>	<del>22.394</del>	<del>238</del>	<del>24.154</del>	<del>188</del>	<del>238</del>	7 0	1:29.283	<b>45.497</b>	<b>131</b>	22.353	238	21.433	188	238

<b>98</b>	Seyffert, DEU(#1)								<b>theoretical besttime: 1:29.253</b>								
1 0	2:27.393	1:32.545	106	28.840	130	26.008	153	130	5 0	<b>1:29.325</b>	<b>45.519</b>	<b>130</b>	<b>22.357</b>	<b>238</b>	21.449	189	238
2 0	1:44.176	54.350	122	25.876	182	23.950	179	182	6 0	<del>1:29.359</del>	<del>45.631</del>	<del>129</del>	<del>22.377</del>	<del>239</del>	<del>21.351</del>	<del>189</del>	<del>239</del>
3 0	1:46.438	46.908	122	26.448	102	33.082	187	102	6 0	1:40.587	55.935	109	22.864	240	21.788	188	<b>240</b>
4 0	1:29.921	46.180	<b>132</b>	22.364	238	<b>21.377</b>	188	238									



# DTM Nürburgring

Porsche Sixt Carrera Cup Deutschland  
Qualifying 1

16 August 2024 17:15

PORSCHE

SIXT  
CARRERA CUP  
DEUTSCHLAND

DMSB

Reg.Nr.:R-14148/24

## Top speed list Provisional

#	Name (NAT)	Team	Car name	Speed	Lap	Race time
16	Flynt Schuring (NED)	Team Proton Huber Competition (AUT)	Porsche 911 GT3 Cup (992)	243.24	6	10:07.677
42	Kiano Blum (AUT)	ID Racing (DEU)	Porsche 911 GT3 Cup (992)	242.69	6	9:56.294
3	Nathan Schaap (NLD)	Allied-Racing (DEU)	Porsche 911 GT3 Cup (992)	242.69	6	11:12.288
23	Huub van Eijndhoven (NLD)	UNISERVER by TEAM GP ELITE (NLD)	Porsche 911 GT3 Cup (992)	242.69	6	11:18.132
1	Larry ten Voorde (NLD)	Proton Huber Competition (DEU)	Porsche 911 GT3 Cup (992)	242.69	7	11:34.533
13	Alexander Tauscher (DEU)	Proton Huber Competition (DEU)	Porsche 911 GT3 Cup (992)	242.69	6	11:40.832
88	Horst Felix Felbermayr (AUT)	Team Proton Huber Competition (AUT)	Porsche 911 GT3 Cup (992)	242.15	6	10:10.390
12	Senna van Soelen (NLD)	Target (ITA)	Porsche 911 GT3 Cup (992)	242.15	6	12:00.413
34	Theo Oeverhaus (DEU)	Bonk Motorsport (DEU)	Porsche 911 GT3 Cup (992)	242.15	6	12:15.761
44	James Kellest (GBR)	ID Racing (DEU)	Porsche 911 GT3 Cup (992)	241.61	6	9:45.419
43	Karol Kret (POL)	Bonk Motorsport (DEU)	Porsche 911 GT3 Cup (992)	241.61	5	10:54.793
31	Sebastian Freymuth (DEU)	Proton Huber Competition (DEU)	Porsche 911 GT3 Cup (992)	241.61	7	11:43.831
55	Colin Jamie Bönighausen (DEU)	CarTech Motorsport (DEU)	Porsche 911 GT3 Cup (992)	241.61	7	12:18.852
24	Kas Haverkort (NLD)	UNISERVER by TEAM GP ELITE (NLD)	Porsche 911 GT3 Cup (992)	241.61	7	12:45.927
65	Kai Pfister (DEU)	CarTech Motorsport (DEU)	Porsche 911 GT3 Cup (992)	241.07	4	7:23.262
25	Ariel Levi (ISR)	UNISERVER by TEAM GP ELITE (NLD)	Porsche 911 GT3 Cup (992)	241.07	5	8:21.878
19	Harry King (GBR)	Allied-Racing (DEU)	Porsche 911 GT3 Cup (992)	241.07	6	9:39.930
15	Janne Stiak (DEU)	Team75 Bernhard (DEU)	Porsche 911 GT3 Cup (992)	241.07	6	10:35.830
5	Sören Spreng (DEU)	GP ELITE (NLD)	Porsche 911 GT3 Cup (992)	241.07	6	11:23.396
14	Robert de Haan (NLD)	Team75 Bernhard (DEU)	Porsche 911 GT3 Cup (992)	241.07	7	12:08.144
21	Marvin Klein (FRA)	Target (ITA)	Porsche 911 GT3 Cup (992)	240.53	5	8:58.719
47	Alexander Reimann (EST)	EST 1 Racing (EST)	Porsche 911 GT3 Cup (992)	240.53	5	9:02.929
80	Angelo Fontana (VEN)	EST 1 Racing (EST)	Porsche 911 GT3 Cup (992)	240.53	6	12:00.303
54	Michael Essmann (DEU)	CarTech Motorsport (DEU)	Porsche 911 GT3 Cup (992)	240.00	5	10:23.310
91	Gian Luca Tüccaroglu (DEU)	HP Racing Team[a-workx] (DEU)	Porsche 911 GT3 Cup (992)	240.00	6	11:32.051
98	Jan Seyffert (DEU)	HP Racing Team[a-workx] (DEU)	Porsche 911 GT3 Cup (992)	240.00	6	11:45.411