

DTM Nürburgring

Porsche Sixt Carrera Cup Deutschland
Qualifying 2

16 August 2024 17:37

PORSCHE

SIXT
CARRERA CUP
DEUTSCHLAND

DMSB

Reg.Nr.:R-14148/24

Result List Provisional

Stewards / Race Management

STEWARD	Andreas Witkowski
STEWARD	Ingo Güss
STEWARD	Manfred Schulte
RACE DIRECTOR	Luca Stegner
CLERK OF THE COURSE	Kai Rübenhagen
TECHNICAL DELEGATE	Paul May
CHIEF TIMEKEEPER	Steffen Ruhl

Weather Start/Finish

AIR	23.3°C
TRACK	28.2°C
CONDITIONS	Dry
PRESSURE	945 hPa
AIR	23.2°C
TRACK	28.8°C
CONDITIONS	Dry
PRESSURE	945 hPa

Track Information

GREEN FLAG	17:37:00
CHEQUERED FLAG	17:49:00
SAFETY CAR PHASE	0
FULL COURSE YELLOW PHASE	0
TRACK NAME	Nürburgring
TRACK LENGTH	3629m
TURN COUNT	11
FASTEST LAP:	#13. TAU - 1:27.986

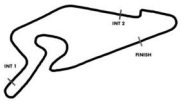
STARTED: 26 CLASSIFIED: 26 NOT CLASSIFIED: 0 DISQUALIFIED: 0

Nr.	Drivers	Team	Lap	Best Time	Gap	Diff	Kph	Day Time
Cl.	Car	Competitor						
1	13 A.Tauscher(DEU) Porsche 911 GT3 Cup (992)	Proton Huber Competition(DEU) Proton Huber Competition	6	1:27.986			148.4	17:47:21
2	14 R.de Haan(NLD) Rookie Porsche 911 GT3 Cup (992)	Team75 Bernhard(DEU) Team75 Bernhard	5	1:28.025	0.039	0.039	148.4	17:48:10
3	1 L.ten Voorde(NLD) Porsche 911 GT3 Cup (992)	Proton Huber Competition(DEU) Proton Huber Competition	4	1:28.119	0.133	0.094	148.2	17:46:23
4	19 H.King(GBR) Porsche 911 GT3 Cup (992)	Allied-Racing(DEU) Allied Racing	6	1:28.142	0.156	0.023	148.2	17:46:51
5	16 F.Schuring(NED) Rookie Porsche 911 GT3 Cup (992)	Team Proton Huber Competition(AUT) Team Proton Huber Competition	6	1:28.233	0.247	0.091	148.0	17:47:53
6	21 M.Klein(FRA) Porsche 911 GT3 Cup (992)	Target(ITA) Target	5	1:28.328	0.342	0.095	147.9	17:46:08
7	25 A.Levi(ISR) Porsche 911 GT3 Cup (992)	UNISERVER by TEAM GP ELITE(NLD) UNISERVER by TEAM GP ELITE	6	1:28.347	0.361	0.019	147.8	17:47:05
8	15 J.Stiak(DEU) Porsche 911 GT3 Cup (992)	Team75 Bernhard(DEU) Team75 Bernhard	7	1:28.454	0.468	0.107	147.6	17:49:03
9	34 T.Oeverhaus(DEU) Porsche 911 GT3 Cup (992)	Bonk Motorsport(DEU) Bonk Motorsport	5	1:28.471	0.485	0.017	147.6	17:46:33
10	24 K.Haverkort(NLD) Rookie Porsche 911 GT3 Cup (992)	UNISERVER by TEAM GP ELITE(NLD) UNISERVER by TEAM GP ELITE	4	1:28.500	0.514	0.029	147.6	17:49:17
11	3 N.Schaap(NLD) Rookie Porsche 911 GT3 Cup (992)	Allied-Racing(DEU) Allied Racing	6	1:28.531	0.545	0.031	147.5	17:46:55
12	23 H.van Eijndhoven(NLD) Porsche 911 GT3 Cup (992)	UNISERVER by TEAM GP ELITE(NLD) UNISERVER by TEAM GP ELITE	5	1:28.570	0.584	0.039	147.5	17:48:31
13	55 C.Bönighausen(DEU) Rookie Porsche 911 GT3 Cup (992)	CarTech Motorsport(DEU) CarTech Motorsport	5	1:28.587	0.601	0.017	147.4	17:46:36
14	31 S.Freymuth(DEU) Porsche 911 GT3 Cup (992)	Proton Huber Competition(DEU) Proton Huber Competition	6	1:28.630	0.644	0.043	147.4	17:47:22
15	44 J.Kellett(GBR) Porsche 911 GT3 Cup (992)	ID Racing(DEU) ID Racing	5	1:28.641	0.655	0.011	147.3	17:45:25
16	91 G.Tüccaroglu(DEU) Rookie Porsche 911 GT3 Cup (992)	HP Racing Team[a-workx](DEU) HP Racing Team[a-workx]	6	1:28.732	0.746	0.091	147.2	17:47:17
17	12 S.van Soelen(NLD) Rookie Porsche 911 GT3 Cup (992)	Target(ITA) Target	5	1:28.845	0.859	0.113	147.0	17:46:12
18	88 H.Felbermayr(AUT) Porsche 911 GT3 Cup (992)	Team Proton Huber Competition(AUT) Team Proton Huber Competition	4	1:28.924	0.938	0.079	146.9	17:44:57
19	5 S.Spreng(DEU) ProAm Porsche 911 GT3 Cup (992)	GP ELITE(NLD) GP ELITE	6	1:28.961	0.975	0.037	146.8	17:47:08
20	98 J.Seyffert(DEU) Porsche 911 GT3 Cup (992)	HP Racing Team[a-workx](DEU) HP Racing Team[a-workx]	6	1:28.970	0.984	0.009	146.8	17:47:10
21	43 K.Kret(POL) Rookie Porsche 911 GT3 Cup (992)	Bonk Motorsport(DEU) Bonk Motorsport	5	1:29.080	1.094	0.110	146.6	17:46:44

ver: 1.0

Page 1/ 2 printed: 16.8.2024 17:55





DTM Nürburgring

Porsche Sixt Carrera Cup Deutschland
Qualifying 2

16 August 2024 17:37

PORSCHE

SIXT
CARRERA CUP
DEUTSCHLAND



Reg.Nr.:R-14148/24

Result List Provisional

Nr.	Drivers	Team	Lap	Best Time	Gap	Diff	Kph	Day Time
Cl.	Car	Competitor						
22	42 K.Blum(AUT) Rookie Porsche 911 GT3 Cup (992)	ID Racing(DEU) ID Racing	7	1:29.245	1.259	0.165	146.3	17:48:27
23	47 A.Reimann(EST) Rookie Porsche 911 GT3 Cup (992)	EST 1 Racing(EST) EST 1 Racing	5	1:29.336	1.350	0.091	146.2	17:45:56
24	54 M.Essmann(DEU) ProAm Porsche 911 GT3 Cup (992)	CarTech Motorsport(DEU) CarTech Motorsport	5	1:29.517	1.531	0.181	145.9	17:45:58
25	65 K.Pfister(DEU) ProAm Porsche 911 GT3 Cup (992)	CarTech Motorsport(DEU) CarTech Motorsport	6	1:30.073	2.087	0.556	145.0	17:47:32
26	80 A.Fontana(VEN) ProAm Porsche 911 GT3 Cup (992)	EST 1 Racing(EST) EST 1 Racing	7	1:32.176	4.190	2.103	141.7	17:49:12

Classification limit: 107% Time: 1:34.145

Selected lap times cancelled due to track limits

Subject to final scrutineering!

Publication time:

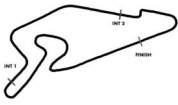
Clerk of the Course: Kai Rübenhagen

Timekeeper: Steffen Ruhl

ver: 1.0

Page 2 / 2 printed: 16.8.2024 17:55





Reg.Nr.:R-14148/24

Class Result List Provisional

Stewards / Race Management

STEWARD	Andreas Witkowski
STEWARD	Ingo Güss
STEWARD	Manfred Schulte
RACE DIRECTOR	Luca Stegner
CLERK OF THE COURSE	Kai Rübenhagen
TECHNICAL DELEGATE	Paul May
CHIEF TIMEKEEPER	Steffen Ruhl

Weather Start/Finish

AIR	23.3°C
TRACK	28.2°C
CONDITIONS	Dry
PRESSURE	945 hPa
AIR	23.2°C
TRACK	28.8°C
CONDITIONS	Dry
PRESSURE	945 hPa

Track Information

GREEN FLAG	17:37:00
CHEQUERED FLAG	17:49:00
SAFETY CAR PHASE	0
FULL COURSE YELLOW PHASE	0
TRACK NAME	Nürburgring
TRACK LENGTH	3629m
TURN COUNT	11
FASTEST LAP:	#13. TAU - 1:27.986

STARTED: 26 CLASSIFIED: 26 NOT CLASSIFIED: 0 DISQUALIFIED: 0

Nr.	Drivers	Team	Lap	Best Time	Gap	Diff	Kph	Day Time
	Car	Competitor						

CLASS: Rookie

Started: 10 Classified: 10

Not Classified: 0

1	14	R.de Haan(NLD) Porsche 911 GT3 Cup (992)	Team75 Bernhard(DEU) Team75 Bernhard	5	1:28.025		148.4	17:48:10	
2	16	F.Schuring(NED) Porsche 911 GT3 Cup (992)	Team Proton Huber Competition(AUT) Team Proton Huber Competition	6	1:28.233	0.208	0.208	148.0	17:47:53
3	24	K.Haverkort(NLD) Porsche 911 GT3 Cup (992)	UNISERVER by TEAM GP ELITE(NLD) UNISERVER by TEAM GP ELITE	4	1:28.500	0.475	0.267	147.6	17:49:17
4	3	N.Schaap(NLD) Porsche 911 GT3 Cup (992)	Allied-Racing(DEU) Allied Racing	6	1:28.531	0.506	0.031	147.5	17:46:55
5	55	C.Bönighausen(DEU) Porsche 911 GT3 Cup (992)	CarTech Motorsport(DEU) CarTech Motorsport	5	1:28.587	0.562	0.056	147.4	17:46:36
6	91	G.Tüccaroglu(DEU) Porsche 911 GT3 Cup (992)	HP Racing Team[a-workx](DEU) HP Racing Team[a-workx]	6	1:28.732	0.707	0.145	147.2	17:47:17
7	12	S.van Soelen(NLD) Porsche 911 GT3 Cup (992)	Target(ITA) Target	5	1:28.845	0.820	0.113	147.0	17:46:12
8	43	K.Kret(POL) Porsche 911 GT3 Cup (992)	Bonk Motorsport(DEU) Bonk Motorsport	5	1:29.080	1.055	0.235	146.6	17:46:44
9	42	K.Blum(AUT) Porsche 911 GT3 Cup (992)	ID Racing(DEU) ID Racing	7	1:29.245	1.220	0.165	146.3	17:48:27
10	47	A.Reimann(EST) Porsche 911 GT3 Cup (992)	EST 1 Racing(EST) EST 1 Racing	5	1:29.336	1.311	0.091	146.2	17:45:56

Classification limit: 107% Time: 1:34.186

CLASS: ProAm

Started: 4 Classified: 4

Not Classified: 0

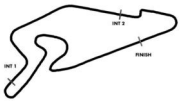
1	5	S.Spreng(DEU) Porsche 911 GT3 Cup (992)	GP ELITE(NLD) GP ELITE	6	1:28.961		146.8	17:47:08	
2	54	M.Essmann(DEU) Porsche 911 GT3 Cup (992)	CarTech Motorsport(DEU) CarTech Motorsport	5	1:29.517	0.556	0.556	145.9	17:45:58
3	65	K.Pfister(DEU) Porsche 911 GT3 Cup (992)	CarTech Motorsport(DEU) CarTech Motorsport	6	1:30.073	1.112	0.556	145.0	17:47:32
4	80	A.Fontana(VEN) Porsche 911 GT3 Cup (992)	EST 1 Racing(EST) EST 1 Racing	7	1:32.176	3.215	2.103	141.7	17:49:12

Classification limit: 107% Time: 1:35.188

Selected lap times cancelled due to track limits

Subject to final scrutineering!

Publication time:	Clerk of the Course: Kai Rübenhagen	Timekeeper: Steffen Ruhl
-------------------	-------------------------------------	--------------------------



DMSB Reg.Nr.:R-14148/24

Sector List Provisional

Lap Id	Time	SE1	SP1	SE2	SP2	SE3	SP3	TSP	Lap Id	Time	SE1	SP1	SE2	SP2	SE3	SP3	TSP		
1 ten Voorde, NLD(#1)									theoretical besttime: 1:28.043										
1	0	3:13.249	2:22.469	125	26.630	179	24.150	185	179	4	0	1:28.119	45.049	132	22.022	241	21.048	190	241
2	0	1:38.193	50.485	129	23.969	124	23.739	187	124	5	0	1:28.219	45.074	133	22.106	242	21.039	190	242
3	0	1:34.584	49.436	133	22.773	220	22.375	190	220	5	0	1:28.250	44.973	133	22.058	242	21.219	190	242
4		45.260	132	22.194	242			242											

3 Schaap, NLD(#1)									theoretical besttime: 1:28.483										
1	0	2:06.959	1:13.098	124	28.661	123	25.200	181	123	5	0	1:29.306	45.868	133	22.168	242	21.270	190	242
2	0	1:39.562	51.805	131	25.084	205	22.673	187	205	6	0	1:28.531	45.163	133	22.216	242	21.152	190	242
3	0	1:38.129	47.973	91	27.802	192	22.354	188	192	7	0	1:30.072	45.296	129	23.159	241	21.617	189	241
4	0	1:32.845	46.047	130	22.443	241	24.355	189	241	8	0	1:29.310	45.332	133	22.301	242	21.677	164	242

5 Spreng, DEU(#1)									theoretical besttime: 1:28.890										
1	0	2:14.468	1:19.405	101	29.487	152	25.576	158	152	5	0	1:29.564	45.778	128	22.427	241	21.359	188	241
2	0	1:41.618	52.693	117	25.189	175	23.736	187	175	6	0	1:28.961	45.366	132	22.284	241	21.311	189	241
3	0	1:43.854	48.398	130	26.008	128	29.448	189	128	7	0	1:30.411	45.432	132	22.213	241	22.766	189	241
4	0	1:29.664	45.898	132	22.362	240	21.404	188	240	8	0	1:41.294	46.957	127	22.893	223	31.444		223

12 van Soelen, NLD(#1)									theoretical besttime: 1:28.730										
1	0	2:59.890	2:12.753	125	23.947	230	23.190	185	230	5	0	1:28.845	45.323	132	22.137	241	21.385	189	241
2	0	1:37.260	48.965	129	24.239	184	24.056	190	184	6	0	1:28.943	45.372	132	22.301	240	21.270	189	240
3	0	1:35.391	47.111	129	23.204	238	25.076	191	238	7	0	1:29.054	45.454	131	22.191	242	21.409	189	242
4	0	1:30.786	45.600	132	22.337	241	22.849	190	241										

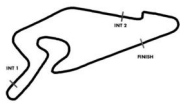
13 Tauscher, DEU(#1)									theoretical besttime: 1:27.986										
1	0	2:22.020	1:30.168	124	26.902	140	24.950	170	140	5	0	1:28.436	45.249	133	22.118	241	21.069	190	241
2	0	1:41.119	51.026	127	25.917	139	24.176	180	139	6	0	1:27.986	44.909	133	22.042	242	21.035	190	242
3	0	1:51.172	48.668	126	28.258	148	34.246	190	148	7	0	1:28.211	44.930	132	22.157	242	21.124	190	242
4	0	1:30.021	45.958	133	22.365	241	21.698	190	241	7	0	1:34.269	45.115	132	23.623	173	25.531	174	173

14 de Haan, NLD(#1)									theoretical besttime: 1:28.025										
1	0	5:04.645	4:13.915	120	25.786	193	24.944	183	193	4	0	1:28.166	44.982	133	22.131	240	21.053	189	240
2	0	1:40.140	48.386	126	25.963	169	25.791	188	169	5	0	1:28.025	44.929	132	22.083	241	21.013	188	241
3	0	1:29.047	45.707	132	22.138	241	21.202	189	241	6	0	1:38.384	45.004	133	23.240	179	30.140		179

15 Stiak, DEU(#1)									theoretical besttime: 1:28.207										
1	0	2:54.503	2:06.659	126	24.356	213	23.488	182	213	5	0	1:29.385	45.061	132	22.853	240	21.471	191	240
2	0	1:39.153	47.505	126	27.300	164	24.348	190	164	6	0	1:28.534	45.308	132	22.095	241	21.131	190	241
3	0	1:34.707	45.543	132	22.384	240	26.780	189	240	7	0	1:28.454	45.190	133	22.157	241	21.107	189	241
4	0	1:28.468	45.164	133	22.253	241	21.051	190	241										

16 Schuring, NED(#1)									theoretical besttime: 1:28.086										
1	0	3:14.634	2:23.969	126	27.108	165	23.557	185	165	5	0	1:29.099	45.668	131	22.115	242	21.316	190	242
2	0	1:38.192	50.112	131	24.583	130	23.497	187	130	6	0	1:28.233	45.047	132	22.052	242	21.134	190	242
3	0	1:34.270	49.028	132	23.067	214	22.175	191	214	7	0	1:28.718	45.173	132	22.233	242	21.312	190	242
4	0	1:28.407	45.285	132	22.135	243	20.987	191	243										

19 King, GBR(#1)									theoretical besttime: 1:28.028										
1	0	2:05.350	1:11.978	117	28.435	111	24.937	173	111	6	0	1:28.142	44.898	133	22.139	241	21.105	189	241
2	0	1:39.122	51.029	128	25.704	186	22.389	184	186	7	0	1:28.360	45.116	134	22.173	242	21.071	188	242
3	0	1:38.677	48.610	85	28.392	188	21.675	190	188	8	0	1:30.201	45.178	133	22.451	240	22.572	189	240
4	0	1:30.918	45.379	133	22.387	241	23.152	190	241	8	0	1:49.109	51.792	113	25.235	178	32.082		178
5	0	1:28.430	45.186	132	22.059	241	21.185	190	241										



DMSB Reg.Nr.:R-14148/24

Sector List Provisional

Lap Id	Time	SE1	SP1	SE2	SP2	SE3	SP3	TSP	Lap Id	Time	SE1	SP1	SE2	SP2	SE3	SP3	TSP		
21	Klein, FRA(#1)								theoretical besttime: 1:28.261										
1	0	2:58.243	2:10.230	127	24.414	232	23.599	185	232	5	0	1:28.328	45.118	132	22.042	241	21.168	190	241
2	0	1:36.572	49.295	129	23.531	237	23.746	188	237	6	0	1:29.587	46.064	130	22.348	241	21.175	189	241
3	0	1:35.652	48.119	129	22.820	239	24.713	191	239	7	0	1:28.485	45.206	130	22.098	241	21.181	188	241
4	0	1:28.775	45.493	131	22.181	241	21.101	190	241										

23	van Eijndhoven, NLD(#1)								theoretical besttime: 1:28.544										
1	0	2:12.047	1:18.150	112	28.912	166	24.985	152	166	5	0	1:28.523	45.204	132	22.193	241	21.129	189	241
2	0	1:42.469	53.134	128	25.817	180	23.518	178	180	5	0	1:28.504	45.173	134	22.125	241	21.203	190	241
3	0	1:42.071	47.536	130	27.283	127	27.252	189	127	5	0	1:28.570	45.149	131	22.207	241	21.214	189	241
4	0	1:28.879	45.468	131	22.223	240	21.188	189	240	6	0	1:28.821	45.328	130	22.208	241	21.285	188	241

24	Haverkort, NLD(#1)								theoretical besttime: 1:28.500										
1	0	7:46.132	6:55.107	96	28.028	214	22.997	184	214	3	0	1:28.883	45.315	131	22.258	240	21.310	189	240
2	0	1:33.464	47.691	130	24.140	215	21.633	188	215	4	0	1:28.500	45.175	132	22.168	241	21.157	188	241

25	Levi, ISR(#1)								theoretical besttime: 1:28.269										
1	0	2:13.712	1:18.923	99	29.361	152	25.428	163	152	5	0	1:28.350	45.128	130	22.169	241	21.053	189	241
2	0	1:41.666	52.974	123	25.099	185	23.593	186	185	6	0	1:28.347	45.085	133	22.131	240	21.131	190	240
3	0	1:43.766	48.372	129	26.235	120	29.159	190	120	7	0	1:28.542	45.156	131	22.213	241	21.173	190	241
4	0	1:28.737	45.399	133	22.251	240	21.087	190	240	8	0	1:29.818	45.193	133	22.955	229	21.670	190	229

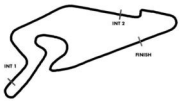
31	Freymuth, DEU(#1)								theoretical besttime: 1:28.562										
1	0	2:22.887	1:30.656	125	27.142	155	25.089	167	155	5	0	1:29.062	45.589	132	22.265	241	21.208	191	241
2	0	1:40.843	50.825	128	25.587	145	24.431	170	145	6	0	1:28.630	45.289	132	22.129	242	21.212	190	242
3	0	1:51.529	48.792	111	29.345	127	33.392	190	127	7	0	1:28.962	45.225	131	22.323	241	21.414	190	241
4	0	1:29.529	45.725	133	22.428	241	21.376	190	241	8	0	1:29.534	45.719	130	22.375	241	21.440	189	241

34	Overhaus, DEU(#1)								theoretical besttime: 1:28.306										
1	0	3:19.453	2:30.281	126	25.338	170	23.834	185	170	5	0	1:28.471	45.094	133	22.171	241	21.206	190	241
2	0	1:42.320	49.675	129	25.283	141	27.362	189	141	6	0	1:28.561	45.349	134	22.074	242	21.138	190	242
3	0	1:33.822	45.956	133	23.028	211	24.838	190	211	7	0	1:36.911	45.237	132	22.304	242	29.370		242
4	0	1:28.483	45.177	133	22.164	242	21.142	189	242										

42	Blum, AUT(#1)								theoretical besttime: 1:29.058										
1	1	2:08.261	1:14.264	125	29.525	108	24.472	184	108	5	1	1:29.252	45.560	133	22.286	240	21.406	191	240
2	1	1:41.375	52.358	126	25.445	197	23.572	178	197	6	1	1:29.392	45.454	133	22.198	242	21.740	192	242
3	1	1:38.796	47.933	132	26.016	176	24.847	192	176	7	1	1:29.245	45.543	133	22.288	243	21.414	193	243
4	1	1:31.051	45.987	131	22.547	240	22.517	194	240	8	1	1:37.388	45.569	132	22.232	243	29.587		243

43	Kret, POL(#1)								theoretical besttime: 1:28.857										
1	0	3:23.799	2:34.140	118	25.413	147	24.246	182	147	5	0	1:29.080	45.417	130	22.309	241	21.354	190	241
2	0	1:43.365	48.563	127	26.148	139	28.654	189	139	6	0	1:29.246	45.505	133	22.237	242	21.504	190	242
3	0	1:38.491	46.763	130	25.759	166	25.969	190	166	7	0	1:29.098	45.266	133	22.265	241	21.567	188	241
4	0	1:29.727	45.859	132	22.371	241	21.497	190	241										

44	Kellet, GBR(#1)								theoretical besttime: 1:28.568										
1	1	2:10.226	1:15.546	118	29.516	158	25.164	161	158	5	1	1:28.641	45.283	130	22.125	242	21.233	192	242
2	1	1:40.700	51.593	126	24.588	195	24.519	181	195	6	1	1:28.751	45.420	133	22.151	241	21.180	192	241
3	1	1:35.795	48.918	128	23.293	215	23.584	193	215	7	1	1:28.758	45.263	130	22.235	240	21.260	192	240
4	1	1:29.322	45.509	132	22.318	240	21.495	191	240	8	1	1:37.742	45.539	126	23.157	228	29.046		228



Reg.Nr.:R-14148/24

Sector List Provisional

Lap Id	Time	SE1	SP1	SE2	SP2	SE3	SP3	TSP	Lap Id	Time	SE1	SP1	SE2	SP2	SE3	SP3	TSP
47	Reimann, EST(#1)								theoretical besttime: 1:29.336								
1 0	2:24.356	1:33.988	128	25.385	177	24.983	162	177	5 0	1:29.336	45.626	130	22.380	240	21.330	188	240
2 0	1:40.064	50.460	127	24.964	163	24.640	168	163	6 0	1:29.669	45.733	131	22.530	240	21.406	189	240
3 0	1:52.148	48.652	113	29.334	124	34.162	188	124	7 0	1:30.099	46.213	132	22.469	240	21.417	189	240
4 0	1:30.519	46.581	132	22.449	239	21.489	189	239	8 0	1:30.137	45.783	133	22.634	240	21.720	188	240

54	Essmann, DEU(#1)								theoretical besttime: 1:29.517								
1 0	2:24.069	1:32.259	118	26.390	154	25.420	164	154	5 0	1:29.517	45.777	130	22.298	240	21.442	190	240
2 0	1:42.318	51.592	115	25.931	180	24.795	187	180	6 0	1:30.138	46.143	132	22.224	244	21.774	187	244
3 0	1:51.143	47.791	126	28.759	134	34.593	188	134	6 0	1:29.744	46.029	132	22.228	244	21.487	188	244
4 0	1:30.849	46.744	130	22.479	240	21.626	188	240	6 0	1:29.907	45.953	126	22.456	240	21.498	188	240

55	Bönighausen, DEU(#1)								theoretical besttime: 1:28.587								
1 0	3:22.360	2:32.165	124	26.346	128	23.849	181	128	5 0	1:28.587	45.200	132	22.199	241	21.188	190	241
2 0	1:43.726	48.376	129	26.886	130	28.464	189	130	6 0	1:29.272	45.512	130	22.351	241	21.409	190	241
3 0	1:32.471	45.976	130	22.874	193	23.621	189	193	7 0	1:35.321	45.423	133	22.234	241	27.664		241
4 0	1:28.985	45.438	133	22.257	241	21.290	189	241									

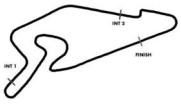
65	Pfister, DEU(#0)								theoretical besttime: 1:30.073								
1 0	2:28.008	1:35.451	116	27.021	176	25.536	171	176	5 0	1:30.988	46.746	129	22.510	241	21.732	187	241
2 0	1:41.655	51.100	116	26.503	208	24.052	185	208	6 0	1:30.073	46.102	130	22.370	241	21.601	189	241
3 0	1:49.992	47.662	131	26.626	116	35.704	185	116	7 0	1:49.105	52.501	119	23.637	239	32.967		239
4 0	1:31.072	46.848	131	22.498	241	21.726	189	241									

80	Fontana, VEN(#1)								theoretical besttime: 1:32.166								
1 0	2:28.967	1:36.956	121	26.482	169	25.529	173	169	5 0	1:33.863	47.583	107	24.266	237	22.014	188	237
2 0	1:42.002	51.817	123	25.900	203	24.285	185	203	6 0	1:32.462	47.651	128	22.862	238	21.949	186	238
3 0	1:49.938	48.163	127	26.020	126	35.755	185	126	7 0	1:32.176	47.360	128	22.872	240	21.944	185	240
4 0	1:32.675	47.377	125	23.134	238	22.164	184	238									

88	Felbermayr, AUT(#1)								theoretical besttime: 1:28.739								
1 0	3:15.556	2:24.907	127	26.961	152	23.688	178	152	5 0	1:30.471	46.232	129	22.335	240	21.904	190	240
2 0	1:38.379	49.927	131	24.792	149	23.660	188	149	6 0	1:29.153	45.454	132	22.151	241	21.548	190	241
3 0	1:34.503	48.971	132	23.157	190	22.375	191	190	7 0	1:30.040	46.282	133	22.250	242	21.508	190	242
4 0	1:28.924	45.455	134	22.335	241	21.134	190	241									

91	Tüccaroglu, DEU(#1)								theoretical besttime: 1:28.706								
1 0	2:19.701	1:28.060	124	25.970	175	25.671	176	175	5 0	1:28.917	45.499	130	22.154	240	21.264	188	240
2 0	1:41.755	51.593	124	25.366	182	24.796	186	182	6 0	1:28.732	45.288	132	22.171	239	21.273	188	239
3 0	1:48.571	47.488	130	26.707	129	34.376	188	129	7 0	1:30.402	45.490	130	22.553	235	22.359	189	235
4 0	1:29.795	46.116	131	22.331	239	21.348	188	239	8 0	1:29.193	45.352	132	22.301	238	21.540	188	238

98	Seyffert, DEU(#1)								theoretical besttime: 1:28.918								
1 0	2:16.349	1:26.671	125	25.590	173	24.088	156	173	5 0	1:29.313	45.595	131	22.346	240	21.372	189	240
2 0	1:41.051	51.532	117	25.702	189	23.817	167	189	6 0	1:28.970	45.412	132	22.275	240	21.283	189	240
3 0	1:44.890	48.169	123	26.470	115	30.251	191	115	7 0	1:29.225	45.441	132	22.352	238	21.432	188	238
4 0	1:29.393	45.715	131	22.223	238	21.455	189	238	8 0	1:29.223	45.572	129	22.261	239	21.390	188	239



DTM Nürburgring

Porsche Sixt Carrera Cup Deutschland
Qualifying 2

16 August 2024 17:37

PORSCHE

SIXT
CARRERA CUP
DEUTSCHLAND



Reg.Nr.:R-14148/24

Top speed list Provisional

#	Name (NAT)	Team	Car name	Speed	Lap	Race time
16	Flynt Schuring (NED)	Team Proton Huber Competition (AUT)	Porsche 911 GT3 Cup (992)	243.79	4	7:34.516
42	Kiano Blum (AUT)	ID Racing (DEU)	Porsche 911 GT3 Cup (992)	243.24	7	11:05.958
34	Theo Oeverhaus (DEU)	Bonk Motorsport (DEU)	Porsche 911 GT3 Cup (992)	242.69	4	7:42.936
3	Nathan Schaap (NLD)	Allied-Racing (DEU)	Porsche 911 GT3 Cup (992)	242.69	5	8:05.531
1	Larry ten Voorde (NLD)	Proton Huber Competition (DEU)	Porsche 911 GT3 Cup (992)	242.69	5	11:57.909
44	James Kellest (GBR)	ID Racing (DEU)	Porsche 911 GT3 Cup (992)	242.15	5	8:03.451
13	Alexander Tauscher (DEU)	Proton Huber Competition (DEU)	Porsche 911 GT3 Cup (992)	242.15	6	9:59.719
31	Sebastian Freymuth (DEU)	Proton Huber Competition (DEU)	Porsche 911 GT3 Cup (992)	242.15	6	10:01.268
43	Karol Kret (POL)	Bonk Motorsport (DEU)	Porsche 911 GT3 Cup (992)	242.15	6	10:52.204
19	Harry King (GBR)	Allied-Racing (DEU)	Porsche 911 GT3 Cup (992)	242.15	7	10:57.928
12	Senna van Soelen (NLD)	Target (ITA)	Porsche 911 GT3 Cup (992)	242.15	7	11:48.760
88	Horst Felix Felbermayr (AUT)	Team Proton Huber Competition (AUT)	Porsche 911 GT3 Cup (992)	242.15	7	12:05.518
65	Kai Pfister (DEU)	CarTech Motorsport (DEU)	Porsche 911 GT3 Cup (992)	241.61	4	7:09.001
15	Janne Stiak (DEU)	Team75 Bernhard (DEU)	Porsche 911 GT3 Cup (992)	241.61	4	7:15.780
55	Colin Jamie Bönighausen (DEU)	CarTech Motorsport (DEU)	Porsche 911 GT3 Cup (992)	241.61	4	7:46.252
21	Marvin Klein (FRA)	Target (ITA)	Porsche 911 GT3 Cup (992)	241.61	6	10:15.982
14	Robert de Haan (NLD)	Team75 Bernhard (DEU)	Porsche 911 GT3 Cup (992)	241.61	5	10:49.010
24	Kas Haverkort (NLD)	UNISERVER by TEAM GP ELITE (NLD)	Porsche 911 GT3 Cup (992)	241.61	4	11:55.822
23	Huib van Eijndhoven (NLD)	UNISERVER by TEAM GP ELITE (NLD)	Porsche 911 GT3 Cup (992)	241.61	6	12:38.596
25	Ariel Levi (ISR)	UNISERVER by TEAM GP ELITE (NLD)	Porsche 911 GT3 Cup (992)	241.07	5	8:15.178
5	Sören Spreng (DEU)	GP ELITE (NLD)	Porsche 911 GT3 Cup (992)	241.07	5	8:17.809
47	Alexander Reimann (EST)	EST 1 Racing (EST)	Porsche 911 GT3 Cup (992)	240.53	7	11:34.774
54	Michael Essmann (DEU)	CarTech Motorsport (DEU)	Porsche 911 GT3 Cup (992)	240.00	4	7:06.753
98	Jan Seyffert (DEU)	HP Racing Team[a-workx] (DEU)	Porsche 911 GT3 Cup (992)	240.00	5	8:19.624
91	Gian Luca Tüccaroglu (DEU)	HP Racing Team[a-workx] (DEU)	Porsche 911 GT3 Cup (992)	240.00	5	8:27.475
80	Angelo Fontana (VEN)	EST 1 Racing (EST)	Porsche 911 GT3 Cup (992)	240.00	7	11:50.139