

# Hungaroring

## Porsche Sixt Carrera Cup Deutschland Race - 1

### Provisional Results



## SIXT CARRERA CUP DEUTSCHLAND

Clas	Nº	Driver	Nat	Cat	Clas	Team	Nat	Vehicle	Laps	Total Time	Gap	Interval	Km/h	Best	Time	Km/h
1	21	Marvin Klein	FRA			Target	ITA	Porsche 911 GT3	17	32:40.807			136.7	10	1:47.965	146.0
2	1	Larry ten Voorde	NLD			Proton Huber Competition	DEU	Porsche 911 GT3	17	32:43.400	2.593	2.593	136.5	10	1:48.053	145.9
3	14	Robert de Haan	NLD	Rookie	1	Team75 Bernhard	DEU	Porsche 911 GT3	17	32:44.111	3.304	0.711	136.5	12	1:48.070	145.9
4	34	Theo Oeverhaus	DEU			Bonk Motorsport	DEU	Porsche 911 GT3	17	32:46.375	5.568	2.264	136.3	10	1:48.266	145.6
5	19	Harry King	GBR			Allied-Racing	DEU	Porsche 911 GT3	17	32:47.850	7.043	1.475	136.2	6	1:48.346	145.5
6	25	Ariel Levi	ISR			UNISERVER by TEAM GP ELITE	NLD	Porsche 911 GT3	17	32:48.528	7.721	0.678	136.2	15	1:48.131	145.8
7	24	Kas Haverkort	NLD	Rookie	2	UNISERVER by TEAM GP ELITE	NLD	Porsche 911 GT3	17	32:49.223	8.416	0.695	136.1	14	1:48.251	145.6
8	15	Janne Stiak	DEU			Team75 Bernhard	DEU	Porsche 911 GT3	17	32:53.950	13.143	4.727	135.8	15	1:48.677	145.1
9	44	James Kellett	GBR			ID Racing	DEU	Porsche 911 GT3	17	32:54.870	14.063	0.920	135.7	14	1:48.576	145.2
10	13	Alexander Tauscher	DEU			Proton Huber Competition	DEU	Porsche 911 GT3	17	32:55.421	14.614	0.551	135.7	10	1:48.502	145.3
11	31	Sebastian Freymuth	DEU			Proton Huber Competition	DEU	Porsche 911 GT3	17	32:57.892	17.085	2.471	135.5	10	1:48.621	145.1
12	98	Jan Seyffert	DEU			HP Racing [a-workx]	DEU	Porsche 911 GT3	17	32:58.850	18.043	0.958	135.4	14	1:48.657	145.1
13	42	Kiano Blum	AUT	Rookie	3	ID Racing	DEU	Porsche 911 GT3	17	33:03.093	22.286	4.243	135.2	13	1:48.812	144.9
14	23	Huib van Eijndhoven	NLD			UNISERVER by TEAM GP ELITE	NLD	Porsche 911 GT3	17	33:04.183	23.376	1.090	135.1	14	1:48.186	145.7
15	3	Nathan Schaap	NLD	Rookie	4	Allied-Racing	DEU	Porsche 911 GT3	17	33:04.555	23.748	0.372	135.1	13	1:48.800	144.9
16	55	Colin Jamie	DEU	Rookie	5	CarTech Motorsport	DEU	Porsche 911 GT3	17	33:05.935	25.128	1.380	135.0	16	1:48.634	145.1
17	91	Gian Luca Tüccaroglu	DEU	Rookie	6	HP Racing [a-workx]	DEU	Porsche 911 GT3	17	33:14.757	33.950	8.822	134.4	14	1:49.142	144.5
18	84	Ahmad Alshehab	KWT	ProAm	1	CarTech Motorsport	DEU	Porsche 911 GT3	17	33:18.534	37.727	3.777	134.1	11	1:49.860	143.5
19	54	Michael Essmann	DEU	ProAm	2	CarTech Motorsport	DEU	Porsche 911 GT3	17	33:19.250	38.443	0.716	134.1	14	1:49.476	144.0
20	22	Samer Shahin	AUS	ProAm	3	GP ELITE	NLD	Porsche 911 GT3	17	33:22.171	41.364	2.921	133.9	9	1:49.841	143.5
21	88	Horst Felix Felbermayr	AUT			Team Proton Huber Competition	DEU	Porsche 911 GT3	17	33:30.674	49.867	8.503	133.3	8	1:49.082	144.5
22	5	Sören Spreng	DEU	ProAm	4	GP ELITE	NLD	Porsche 911 GT3	15	32:53.075	2 Laps	2 Laps	119.9	9	2:01.382	129.9

Not classified: (Requirements: 75% of number laps of leader = 13 Laps)

16	Flynt Schuring	NLD	Rookie			Team Proton Huber Competition	DEU	Porsche 911 GT3	10	20:42.977	7 Laps	5 Laps	126.8	5	1:48.712	145.0
12	Senna van Soelen	NLD	Rookie			Target	ITA	Porsche 911 GT3								

Fastest lap Marvin Klein in 1:47.965 at 146.0 Km/h in lap 10

Published at:.....

Track Temp: 36.0 °C Air Temp: 25.1 °C Humidity: 62 % Track Status: DRY

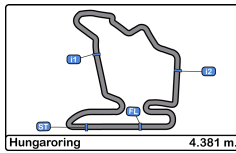
Race Director:

Luca Stegner

Timekeeper:

Luis Garcia  
JOB-2654-ESP/M





**Hungaroring**  
**Porsche Sixt Carrera Cup Deutschland**  
**Race - 1**  
**Provisional Results by Category**



**SIXT**  
**CARRERA CUP**  
**DEUTSCHLAND**

Clas	Nº	Driver	Nat	Cat	Clas	Team	Nat	Vehicle	Laps	Total Time	Gap	Interval	Km/h	Best	Time	Km/h
1	21	Marvin Klein	FRA			Target	ITA	Porsche 911 GT3	17	32:40.807			136.7	10	1:47.965	146.0
2	1	Larry ten Voorde	NLD			Proton Huber Competition	DEU	Porsche 911 GT3	17	32:43.400	2.593	2.593	136.5	10	1:48.053	145.9
3	34	Theo Oeverhaus	DEU			Bonk Motorsport	DEU	Porsche 911 GT3	17	32:46.375	5.568	2.975	136.3	10	1:48.266	145.6
4	19	Harry King	GBR			Allied-Racing	DEU	Porsche 911 GT3	17	32:47.850	7.043	1.475	136.2	6	1:48.346	145.5
5	25	Ariel Levi	ISR			UNISERVER by TEAM GP	NLD	Porsche 911 GT3	17	32:48.528	7.721	0.678	136.2	15	1:48.131	145.8
6	15	Janne Stiak	DEU			Team75 Bernhard	DEU	Porsche 911 GT3	17	32:53.950	13.143	5.422	135.8	15	1:48.677	145.1
7	44	James Kellett	GBR			ID Racing	DEU	Porsche 911 GT3	17	32:54.870	14.063	0.920	135.7	14	1:48.576	145.2
8	13	Alexander Tauscher	DEU			Proton Huber Competition	DEU	Porsche 911 GT3	17	32:55.421	14.614	0.551	135.7	10	1:48.502	145.3
9	31	Sebastian Freymuth	DEU			Proton Huber Competition	DEU	Porsche 911 GT3	17	32:57.892	17.085	2.471	135.5	10	1:48.621	145.1
10	98	Jan Seyffert	DEU			HP Racing [a-workx]	DEU	Porsche 911 GT3	17	32:58.850	18.043	0.958	135.4	14	1:48.657	145.1
11	23	Huub van Eijndhoven	NLD			UNISERVER by TEAM GP	NLD	Porsche 911 GT3	17	33:04.183	23.376	5.333	135.1	14	1:48.186	145.7
12	88	Horst Felix Felbermayr	AUT			Team Proton Huber	DEU	Porsche 911 GT3	17	33:30.674	49.867	26.491	133.3	8	1:49.082	144.5

**Rookie**

Clas	Nº	Driver	Nat	Cat	Clas	Team	Nat	Vehicle	Laps	Total Time	Gap	Interval	Km/h	Best	Time	Km/h
1	14	Robert de Haan	NLD	Rook	1	Team75 Bernhard	DEU	Porsche 911 GT3	17	32:44.111			136.5	12	1:48.070	145.9
2	24	Kas Haverkort	NLD	Rook	2	UNISERVER by TEAM GP	NLD	Porsche 911 GT3	17	32:49.223	5.112	5.112	136.1	14	1:48.251	145.6
3	42	Kiano Blum	AUT	Rook	3	ID Racing	DEU	Porsche 911 GT3	17	33:03.093	18.982	13.870	135.2	13	1:48.812	144.9
4	3	Nathan Schaap	NLD	Rook	4	Allied-Racing	DEU	Porsche 911 GT3	17	33:04.555	20.444	1.462	135.1	13	1:48.800	144.9
5	55	Colin Jamie	DEU	Rook	5	CarTech Motorsport	DEU	Porsche 911 GT3	17	33:05.935	21.824	1.380	135.0	16	1:48.634	145.1
6	91	Gian Luca Tüccaroglu	DEU	Rook	6	HP Racing [a-workx]	DEU	Porsche 911 GT3	17	33:14.757	30.646	8.822	134.4	14	1:49.142	144.5

**Not classified: (Requirements: 75% of number laps of leader = 13 Laps)**

16	Flynt Schuring	NLD	Rook	7	Team Proton Huber	DEU	Porsche 911 GT3	10	20:42.977	7 Laps	7 Laps	126.8	5	1:48.712	145.0
12	Senna van Soelen	NLD	Rook	8	Target	ITA	Porsche 911 GT3								

**ProAm**

Clas	Nº	Driver	Nat	Cat	Clas	Team	Nat	Vehicle	Laps	Total Time	Gap	Interval	Km/h	Best	Time	Km/h
1	84	Ahmad Alshehab	KWT	ProA	1	CarTech Motorsport	DEU	Porsche 911 GT3	17	33:18.534			134.1	11	1:49.860	143.5
2	54	Michael Essmann	DEU	ProA	2	CarTech Motorsport	DEU	Porsche 911 GT3	17	33:19.250	0.716	0.716	134.1	14	1:49.476	144.0
3	22	Samer Shahin	AUS	ProA	3	GP ELITE	NLD	Porsche 911 GT3	17	33:22.171	3.637	2.921	133.9	9	1:49.841	143.5
4	5	Sören Spreng	DEU	ProA	4	GP ELITE	NLD	Porsche 911 GT3	15	32:53.075	2 Laps	2 Laps	119.9	9	2:01.382	129.9

Fastest lap Marvin Klein in 1:47.965 at 146.0 Km/h in lap 10

Published at:.....

Track Temp: 36.0 °C Air Temp: 25.1 °C Humidity: 62 % Track Status: DRY

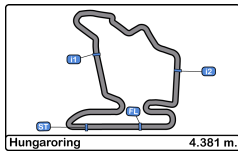
**Race Director:**

Luca Stegner

**Timekeeper:**

Luis Garcia  
 JOB-2654-ESP/M





Hungaroring

Porsche Sixt Carrera Cup Deutschland  
Race - 1

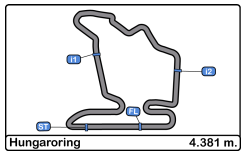
**PORSCHE**

**SIXT  
CARRERA CUP  
DEUTSCHLAND**

Provisional Classification by Driver Fastest Lap

Cl	N°	Entrant/Team	Nat	Vehicle	Driver	Nat	Cat	Cl	Laps	Best	Time	Gap	Interval	Km/h
1	21	Target	ITA	Porsche 911 GT3 Cup	Marvin Klein	FRA			17	10	1:47.965			146.0
2	1	Proton Huber Competition	DEU	Porsche 911 GT3 Cup	Larry ten Voorde	NLD			17	10	1:48.053	0.088	0.088	145.9
3	14	Team75 Bernhard	DEU	Porsche 911 GT3 Cup	Robert de Haan	NLD	Rookie	1	17	12	1:48.070	0.105	0.017	145.9
4	25	UNISERVER by TEAM GP ELITE	NLD	Porsche 911 GT3 Cup	Ariel Levi	ISR			17	15	1:48.131	0.166	0.061	145.8
5	23	UNISERVER by TEAM GP ELITE	NLD	Porsche 911 GT3 Cup	Huub van Eijndhoven	NLD			17	14	1:48.186	0.221	0.055	145.7
6	24	UNISERVER by TEAM GP ELITE	NLD	Porsche 911 GT3 Cup	Kas Haverkort	NLD	Rookie	2	17	14	1:48.251	0.286	0.065	145.6
7	34	Bonk Motorsport	DEU	Porsche 911 GT3 Cup	Theo Oeverhaus	DEU			17	10	1:48.266	0.301	0.015	145.6
8	19	Allied-Racing	DEU	Porsche 911 GT3 Cup	Harry King	GBR			17	6	1:48.346	0.381	0.080	145.5
9	13	Proton Huber Competition	DEU	Porsche 911 GT3 Cup	Alexander Tauscher	DEU			17	10	1:48.502	0.537	0.156	145.3
10	44	ID Racing	DEU	Porsche 911 GT3 Cup	James Kellett	GBR			17	14	1:48.576	0.611	0.074	145.2
11	31	Proton Huber Competition	DEU	Porsche 911 GT3 Cup	Sebastian Freymuth	DEU			17	10	1:48.621	0.656	0.045	145.1
12	55	CarTech Motorsport	DEU	Porsche 911 GT3 Cup	Colin Jamie Bönigha	DEU	Rookie	3	17	16	1:48.634	0.669	0.013	145.1
13	98	HP Racing [a-workx]	DEU	Porsche 911 GT3 Cup	Jan Seyffert	DEU			17	14	1:48.657	0.692	0.023	145.1
14	15	Team75 Bernhard	DEU	Porsche 911 GT3 Cup	Janne Stiak	DEU			17	15	1:48.677	0.712	0.020	145.1
15	16	Team Proton Huber Competition	DEU	Porsche 911 GT3 Cup	Flynt Schuring	NLD	Rookie	4	10	5	1:48.712	0.747	0.035	145.0
16	3	Allied-Racing	DEU	Porsche 911 GT3 Cup	Nathan Schaap	NLD	Rookie	5	17	13	1:48.800	0.835	0.088	144.9
17	42	ID Racing	DEU	Porsche 911 GT3 Cup	Kiano Blum	AUT	Rookie	6	17	13	1:48.812	0.847	0.012	144.9
18	88	Team Proton Huber Competition	DEU	Porsche 911 GT3 Cup	Horst Felix Felberma	AUT			17	8	1:49.082	1.117	0.270	144.5
19	91	HP Racing [a-workx]	DEU	Porsche 911 GT3 Cup	Gian Luca Tüccarogl	DEU	Rookie	7	17	14	1:49.142	1.177	0.060	144.5
20	54	CarTech Motorsport	DEU	Porsche 911 GT3 Cup	Michael Essmann	DEU	ProAm	1	17	14	1:49.476	1.511	0.334	144.0
21	22	GP ELITE	NLD	Porsche 911 GT3 Cup	Samer Shahin	AUS	ProAm	2	17	9	1:49.841	1.876	0.365	143.5
22	84	CarTech Motorsport	DEU	Porsche 911 GT3 Cup	Ahmad Alshehab	QAT	ProAm	3	17	11	1:49.860	1.895	0.019	143.5
23	5	GP ELITE	NLD	Porsche 911 GT3 Cup	Sören Spreng	DEU	ProAm	4	15	9	2:01.382	13.417	11.522	129.9





Hungaroring

Porsche Sixt Carrera Cup Deutschland  
Race - 1

Distance and Speed Average

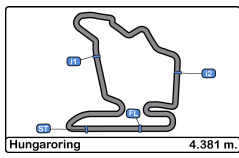
**PORSCHE**

**SIXT  
CARRERA CUP  
DEUTSCHLAND**

Clas	Nº	Driver	Nat	Cat	Clas	Team	Nat	Vehicle	Laps	Distance	Total Time	Km/h
1	21	Marvin Klein		FRA		Target		Porsche 911 GT3 Cup	17	74.47	32:40.807	136.7
2	1	Larry ten Voorde		NLD		Proton Huber Competition		Porsche 911 GT3 Cup	17	74.47	32:43.400	136.5
3	14	Robert de Haan		NLD	Rookie	1 Team75 Bernhard		Porsche 911 GT3 Cup	17	74.47	32:44.111	136.5
4	34	Theo Oeverhaus		DEU		Bonk Motorsport		Porsche 911 GT3 Cup	17	74.47	32:46.375	136.3
5	19	Harry King		GBR		Allied-Racing		Porsche 911 GT3 Cup	17	74.47	32:47.850	136.2
6	25	Ariel Levi		ISR		UNISERVER by TEAM GP ELITE		Porsche 911 GT3 Cup	17	74.47	32:48.528	136.2
7	24	Kas Haverkort		NLD	Rookie	2 UNISERVER by TEAM GP ELITE		Porsche 911 GT3 Cup	17	74.47	32:49.223	136.1
8	15	Janne Stiak		DEU		Team75 Bernhard		Porsche 911 GT3 Cup	17	74.47	32:53.950	135.8
9	44	James Kellett		GBR		ID Racing		Porsche 911 GT3 Cup	17	74.47	32:54.870	135.7
10	13	Alexander Tauscher		DEU		Proton Huber Competition		Porsche 911 GT3 Cup	17	74.47	32:55.421	135.7
11	31	Sebastian Freymuth		DEU		Proton Huber Competition		Porsche 911 GT3 Cup	17	74.47	32:57.892	135.5
12	98	Jan Seyffert		DEU		HP Racing [a-workx]		Porsche 911 GT3 Cup	17	74.47	32:58.850	135.4
13	42	Kiano Blum		AUT	Rookie	3 ID Racing		Porsche 911 GT3 Cup	17	74.47	33:03.093	135.2
14	23	Huub van Eijndhoven		NLD		UNISERVER by TEAM GP ELITE		Porsche 911 GT3 Cup	17	74.47	33:04.183	135.1
15	3	Nathan Schaap		NLD	Rookie	4 Allied-Racing		Porsche 911 GT3 Cup	17	74.47	33:04.555	135.1
16	55	Colin Jamie		DEU	Rookie	5 CarTech Motorsport		Porsche 911 GT3 Cup	17	74.47	33:05.935	135.0
17	91	Gian Luca Tüccaroglu		DEU	Rookie	6 HP Racing [a-workx]		Porsche 911 GT3 Cup	17	74.47	33:14.757	134.4
18	84	Ahmad Alshehab		KWT	ProAm	1 CarTech Motorsport		Porsche 911 GT3 Cup	17	74.47	33:18.534	134.1
19	54	Michael Essmann		DEU	ProAm	2 CarTech Motorsport		Porsche 911 GT3 Cup	17	74.47	33:19.250	134.1
20	22	Samer Shahin		AUS	ProAm	3 GP ELITE		Porsche 911 GT3 Cup	17	74.47	33:22.171	133.9
21	88	Horst Felix Felbermayr		AUT		Team Proton Huber Competition		Porsche 911 GT3 Cup	17	74.47	33:30.674	133.3
22	5	Sören Spreng		DEU	ProAm	4 GP ELITE		Porsche 911 GT3 Cup	15	65.71	32:53.075	119.9
23	16	Flynt Schuring		NLD	Rookie	7 Team Proton Huber Competition		Porsche 911 GT3 Cup	10	43.81	20:42.977	126.8
24	12	Senna van Soelen		NLD	Rookie	8 Target		Porsche 911 GT3 Cup	0			







# Hungaroring

## Porsche Sixt Carrera Cup Deutschland

### Race - 1

#### Lap Analysis



## SIXT CARRERA CUP DEUTSCHLAND

14

Robert de Haan

Porsche 911 GT3 Cup

19

Harry King

Porsche 911 GT3 Cup

Rookie

Team75 Bernhard

Allied-Racing

Lap	D	Time	Sector 1	Sector 2	Sector 3	T. Spd	Elapsed	Lap	D	Time	Sector 1	Sector 2	Sector 3	T. Spd	Elapsed
1		2:05.660	44.821	41.510	39.329	185.2	2:05.660	1		2:06.570	44.930	42.994	38.646	184.9	2:06.570
2		2:40.488	1:02.847	55.586	42.055	117.2	4:46.148	2		2:41.022	1:03.148	55.323	42.551	91.6	4:47.592
3		2:39.968	56.886	56.316	46.766	117.6	7:26.116	3		2:39.126	56.735	56.290	46.101	127.6	7:26.718
4		1:49.327	38.906	40.055	30.366	226.8	9:15.443	4		1:49.777	39.257	39.948	30.572	224.5	9:16.495
5		1:48.775	38.658	39.877	30.240	226.4	11:04.218	5		1:48.864	38.700	39.843	30.321	225.4	11:05.359
6		1:48.328	38.500	39.611	30.217	226.8	12:52.546	6		1:48.346	38.396	39.707	30.243	225.0	12:53.705
7		1:48.503	38.284	39.988	30.231	226.8	14:41.049	7		1:48.530	38.424	39.864	30.242	225.9	14:42.235
8		1:48.383	38.385	39.763	30.235	226.4	16:29.432	8		1:48.549	38.477	39.722	30.350	225.4	16:30.784
9		1:48.207	38.341	39.648	30.218	226.8	18:17.639	9		1:48.379	38.371	39.757	30.251	224.5	18:19.163
10		1:48.300	38.415	39.664	30.221	226.4	20:05.939	10		1:48.924	38.461	40.090	30.373	225.4	20:08.087
11		1:48.172	38.354	39.660	30.158	225.9	21:54.111	11		1:48.677	38.476	40.002	30.199	225.4	21:56.764
12		1:48.070	38.214	39.643	30.213	226.8	23:42.181	12		1:48.719	38.606	39.945	30.168	225.4	23:45.483
13		1:48.261	38.260	39.729	30.272	226.8	25:30.442	13		1:48.462	38.467	39.807	30.188	225.4	25:33.945
14		1:48.548	38.398	39.957	30.193	226.8	27:18.990	14		1:48.348	38.407	39.746	30.195	225.9	27:22.293
15		1:48.352	38.234	39.830	30.288	227.3	29:07.342	15		1:48.498	38.365	39.840	30.293	225.9	29:10.791
16		1:48.276	38.280	39.780	30.216	226.8	30:55.618	16		1:48.709	38.320	40.049	30.340	225.4	30:59.500
17		1:48.493	38.317	39.904	30.272	227.3	32:44.111	17		1:48.350	38.406	39.725	30.219	225.4	32:47.850

15

Janne Stiak

Porsche 911 GT3 Cup

21

Marvin Klein

Porsche 911 GT3 Cup

Team75 Bernhard

Target

Lap	D	Time	Sector 1	Sector 2	Sector 3	T. Spd	Elapsed	Lap	D	Time	Sector 1	Sector 2	Sector 3	T. Spd	Elapsed
1		2:08.031	45.981	42.997	39.053	190.4	2:08.031	1		2:04.897	44.677	40.790	39.430	177.0	2:04.897
2		2:40.845	1:02.761	55.192	42.892	85.3	4:48.876	2		2:39.931	1:02.849	55.816	41.266	102.6	4:44.828
3		2:38.492	56.815	55.900	45.777	126.3	7:27.368	3		2:40.542	57.185	56.115	47.242	104.1	7:25.370
4		1:49.939	39.141	40.415	30.383	225.4	9:17.307	4		1:48.645	38.720	39.626	30.299	224.0	9:14.015
5		1:49.244	38.683	40.177	30.384	226.8	11:06.551	5		1:48.373	38.328	39.726	30.319	225.0	11:02.388
6		1:49.093	38.468	40.266	30.359	226.8	12:55.644	6		1:48.183	38.230	39.745	30.208	225.0	12:50.571
7		1:49.024	38.639	39.964	30.421	225.9	14:44.668	7		1:48.154	38.350	39.643	30.161	225.0	14:38.725
8		1:49.607	39.272	39.987	30.348	225.9	16:34.275	8		1:48.439	38.400	39.849	30.190	225.0	16:27.164
9		1:48.694	38.539	39.854	30.301	226.4	18:22.969	9		1:48.146	38.284	39.635	30.227	225.4	18:15.310
10		1:48.772	38.578	39.795	30.399	226.4	20:11.741	10		1:47.965	38.265	39.595	30.105	225.9	20:03.275
11		1:49.319	38.667	40.258	30.394	226.4	22:01.060	11		1:48.207	38.313	39.756	30.138	225.4	21:51.482
12		1:48.782	38.539	39.925	30.318	225.9	23:49.842	12		1:48.053	38.235	39.644	30.174	225.0	23:39.535
13		1:48.900	38.467	40.050	30.383	225.9	25:38.742	13		1:48.460	38.486	39.801	30.173	225.4	25:27.995
14		1:48.813	38.417	39.871	30.525	225.9	27:27.555	14		1:48.271	38.288	39.851	30.132	225.4	27:16.266
15		1:48.677	38.487	39.803	30.387	225.9	29:16.232	15		1:48.088	38.290	39.664	30.134	225.9	29:04.354
16		1:48.873	38.563	39.942	30.368	226.4	31:05.105	16		1:48.310	38.313	39.839	30.158	225.4	30:52.664
17		1:48.845	38.477	40.001	30.367	226.4	32:53.950	17		1:48.143	38.284	39.738	30.121	225.9	32:40.807

16

Flynt Schuring

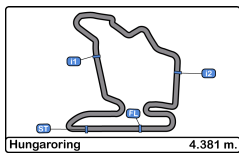
Porsche 911 GT3 Cup

Rookie

Team Proton Huber Competition

Lap	D	Time	Sector 1	Sector 2	Sector 3	T. Spd	Elapsed
1		2:44.888 P	45.363	1:09.287	50.238	188.1	2:44.888
2		3:04.409	1:49.949	43.523	30.937		5:49.297
3		1:49.746	39.197	40.162	30.387	218.1	7:39.043
4		1:49.671	39.177	40.238	30.256	225.9	9:28.714
5		1:48.712	38.451	39.855	30.406	225.9	11:17.426
6		1:49.518	38.406	40.377	30.735	226.4	13:06.944
7		1:50.178	39.102	40.554	30.522	227.3	14:57.122
8		1:48.887	38.650	39.779	30.458	227.3	16:46.009
9		1:48.909	38.672	39.636	30.601	224.0	18:34.918
10		2:08.059 P	38.448	39.703	49.908	226.8	20:42.977





# Hungaroring

## Porsche Sixt Carrera Cup Deutschland Race - 1

### Lap Analysis



## SIXT CARRERA CUP DEUTSCHLAND

22

Samer Shahin

Porsche 911 GT3 Cup

24

Kas Haverkort

Porsche 911 GT3 Cup

ProAm

GP ELITE

Rookie

UNISERVER by TEAM GP ELITE

Lap D	Time	Sector 1	Sector 2	Sector 3	T. Spd	Elapsed	Lap D	Time	Sector 1	Sector 2	Sector 3	T. Spd	Elapsed
1	2:18.388	49.112	49.999	39.277	200.7	2:18.388	1	2:08.466	46.170	43.387	38.909	186.8	2:08.466
2	2:43.356	1:01.931	55.724	45.701	126.7	5:01.744	2	2:41.200	1:02.897	55.388	42.915	89.3	4:49.666
3	2:31.238	54.661	53.737	42.840	127.6	7:32.982	3	2:38.108	56.836	55.821	45.451	126.1	7:27.774
4	1:51.593	39.905	40.917	30.771	220.4	9:24.575	4	1:50.486	39.114	40.558	30.814	224.0	9:18.260
5	1:50.764	39.424	40.577	30.763	225.4	11:15.339	5	1:49.376	38.802	40.050	30.524	225.4	11:07.636
6	1:51.283	39.363	41.163	30.757	223.6	13:06.622	6	1:48.639	38.510	39.703	30.426	225.9	12:56.275
7	1:50.033	39.232	40.401	30.400	225.4	14:56.655	7	1:48.718	38.524	39.767	30.427	226.4	14:44.993
8	1:50.351	39.286	40.474	30.591	225.9	16:47.006	8	1:48.615	38.559	39.753	30.303	228.3	16:33.608
9	1:49.841	39.085	40.240	30.516	226.4	18:36.847	9	1:48.297	38.430	39.590	30.277	225.9	18:21.905
10	1:50.580	39.416	40.283	30.881	225.4	20:27.427	10	1:48.370	38.428	39.760	30.182	225.9	20:10.275
11	1:50.631	39.280	40.792	30.559	225.4	22:18.058	11	1:48.265	38.416	39.647	30.202	225.9	21:58.540
12	1:50.564	39.284	40.682	30.598	225.4	24:08.622	12	1:48.275	38.396	39.686	30.193	226.4	23:46.815
13	1:51.559	39.212	40.675	31.672	224.5	26:00.181	13	1:48.451	38.431	39.748	30.272	227.3	25:35.266
14	1:50.521	39.294	40.338	30.889	225.4	27:50.702	14	1:48.251	38.287	39.666	30.298	227.3	27:23.517
15	1:51.002	39.136	40.986	30.880	225.0	29:41.704	15	1:48.520	38.404	39.820	30.296	227.3	29:12.037
16	1:49.936	39.032	40.429	30.475	225.4	31:31.640	16	1:48.489	38.468	39.763	30.258	226.4	31:00.526
17	1:50.531	38.943	40.315	31.273	225.4	33:22.171	17	1:48.697	38.470	39.916	30.311	227.3	32:49.223

23

Huub van Eijndhoven

Porsche 911 GT3 Cup

25

Ariel Levi

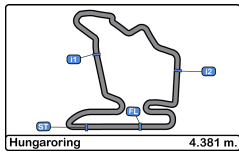
Porsche 911 GT3 Cup

UNISERVER by TEAM GP ELITE

UNISERVER by TEAM GP ELITE

Lap D	Time	Sector 1	Sector 2	Sector 3	T. Spd	Elapsed	Lap D	Time	Sector 1	Sector 2	Sector 3	T. Spd	Elapsed
1	2:24.656 P	45.452	54.991	44.213	190.8	2:24.656	1	2:07.152	45.739	42.605	38.808	185.8	2:07.152
2	2:39.581	1:13.319	42.813	43.449		5:04.237	2	2:40.810	1:03.095	55.236	42.479	92.0	4:47.962
3	2:30.849	54.195	53.684	42.970	128.8	7:35.086	3	2:39.115	57.078	55.954	46.083	134.3	7:27.077
4	1:51.859	38.893	42.327	30.639	222.2	9:26.945	4	1:49.766	39.211	40.173	30.382	225.9	9:16.843
5	1:48.715	38.688	39.728	30.299	225.4	11:15.660	5	1:49.157	38.834	39.998	30.325	225.4	11:06.000
6	1:49.895	39.218	40.027	30.650	227.3	13:05.555	6	1:48.482	38.548	39.738	30.196	225.9	12:54.482
7	1:49.335	38.789	39.958	30.588	227.3	14:54.890	7	1:48.714	38.658	39.861	30.195	225.9	14:43.196
8	1:48.455	38.509	39.756	30.190	225.4	16:43.345	8	1:48.409	38.395	39.811	30.203	225.9	16:31.605
9	1:49.231	38.667	40.072	30.492	227.3	18:32.576	9	1:48.819	38.560	39.966	30.293	226.4	18:20.424
10	1:50.611	38.910	40.669	31.032	227.3	20:23.187	10	1:48.497	38.490	39.748	30.259	225.9	20:08.921
11	1:48.825	38.651	39.888	30.286	227.3	22:12.012	11	1:48.584	38.389	39.955	30.240	225.9	21:57.505
12	1:48.246	38.409	39.711	30.126	225.9	24:00.258	12	1:48.499	38.348	39.956	30.195	226.4	23:46.004
13	1:48.257	38.347	39.728	30.182	225.9	25:48.515	13	1:48.559	38.569	39.838	30.152	225.4	25:34.563
14	1:48.186	38.282	39.731	30.173	225.9	27:36.701	14	1:48.445	38.450	39.739	30.256	226.8	27:23.008
15	1:48.925	38.420	40.043	30.462	227.3	29:25.626	15	1:48.131	38.263	39.666	30.202	226.8	29:11.139
16	1:48.991	38.512	40.133	30.346	227.3	31:14.617	16	1:48.737	38.420	39.934	30.383	227.3	30:59.876
17	1:49.566	38.505	40.402	30.659	226.4	33:04.183	17	1:48.652	38.536	39.791	30.325	227.3	32:48.528





# Hungaroring

## Porsche Sixt Carrera Cup Deutschland

### Race - 1

#### Lap Analysis



## SIXT CARRERA CUP DEUTSCHLAND

31

Sebastian Freymuth

Porsche 911 GT3 Cup **42**

Kiano Blum

Porsche 911 GT3 Cup

Proton Huber Competition Rookie

ID Racing

Lap	D	Time	Sector 1	Sector 2	Sector 3	T. Spd	Elapsed	Lap	D	Time	Sector 1	Sector 2	Sector 3	T. Spd	Elapsed
1		2:11.871	47.228	45.410	39.233	203.7	2:11.871	1		2:09.926	47.013	44.117	38.796	200.3	2:09.926
2		2:42.042	1:02.342	55.703	43.997	90.6	4:53.913	2		2:41.458	1:02.929	55.467	43.062	92.5	4:51.384
3		2:35.451	56.119	54.946	44.386	142.6	7:29.364	3		2:37.265	56.370	55.934	44.961	103.6	7:28.649
4		1:51.968	39.851	40.809	31.308	225.9	9:21.332	4		1:53.018	39.691	41.753	31.574	224.0	9:21.667
5		1:49.257	39.003	39.718	30.536	225.0	11:10.589	5		1:49.971	39.195	40.252	30.524	227.3	11:11.638
6		1:49.175	38.939	39.901	30.335	225.4	12:59.764	6		1:49.796	38.789	40.345	30.662	225.9	13:01.434
7		1:48.985	38.626	39.862	30.497	225.9	14:48.749	7		1:49.871	39.370	40.142	30.359	225.9	14:51.305
8		1:48.799	38.719	39.755	30.325	225.9	16:37.548	8		1:49.095	38.592	40.027	30.476	226.8	16:40.400
9		1:48.761	38.479	39.763	30.519	225.9	18:26.309	9		1:49.296	38.724	40.102	30.470	226.8	18:29.696
10		1:48.621	38.513	39.750	30.358	225.9	20:14.930	10		1:49.053	38.634	40.068	30.351	225.9	20:18.749
11		1:49.026	38.677	40.013	30.336	225.4	22:03.956	11		1:48.915	38.616	40.012	30.287	226.4	22:07.664
12		1:48.783	38.645	39.752	30.386	225.9	23:52.739	12		1:49.003	38.645	40.046	30.312	226.4	23:56.667
13		1:49.210	38.863	39.972	30.375	225.9	25:41.949	13		1:48.812	38.623	39.876	30.313	226.4	25:45.479
14		1:48.760	38.519	39.825	30.416	226.4	27:30.709	14		1:50.005	38.814	40.502	30.689	225.4	27:35.484
15		1:49.161	38.713	40.021	30.427	225.4	29:19.870	15		1:49.105	38.661	40.176	30.268	225.9	29:24.589
16		1:48.920	38.571	39.963	30.386	226.4	31:08.790	16		1:49.061	38.662	40.026	30.373	226.4	31:13.650
17		1:49.102	38.529	40.170	30.403	226.4	32:57.892	17		1:49.443	38.722	40.270	30.451	225.9	33:03.093

34

Theo Oeverhaus

Porsche 911 GT3 Cup **44**

James Kellell

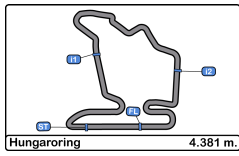
Porsche 911 GT3 Cup

Bonk Motorsport

ID Racing

Lap	D	Time	Sector 1	Sector 2	Sector 3	T. Spd	Elapsed	Lap	D	Time	Sector 1	Sector 2	Sector 3	T. Spd	Elapsed
1		2:06.218	44.927	42.244	39.047	184.9	2:06.218	1		2:09.289	46.562	43.846	38.881	197.0	2:09.289
2		2:40.624	1:02.996	55.331	42.297	105.7	4:46.842	2		2:41.487	1:02.947	55.234	43.306	87.2	4:50.776
3		2:39.593	56.945	56.216	46.432	125.7	7:26.435	3		2:37.289	56.160	55.959	45.170	108.2	7:28.065
4		1:49.607	38.986	40.125	30.496	223.6	9:16.042	4		1:50.530	39.181	40.448	30.901	224.5	9:18.595
5		1:48.768	38.580	39.904	30.284	224.5	11:04.810	5		1:49.438	38.885	40.012	30.541	224.5	11:08.033
6		1:48.428	38.387	39.811	30.230	225.4	12:53.238	6		1:48.789	38.622	39.810	30.357	225.4	12:56.822
7		1:48.376	38.494	39.746	30.136	225.4	14:41.614	7		1:48.854	38.672	39.913	30.269	225.0	14:45.676
8		1:48.569	38.474	39.886	30.209	225.9	16:30.183	8		1:49.027	38.801	39.952	30.274	225.0	16:34.703
9		1:48.401	38.468	39.761	30.172	225.0	18:18.584	9		1:48.875	38.596	39.893	30.386	226.4	18:23.578
10		1:48.266	38.363	39.623	30.280	225.0	20:06.850	10		1:48.831	38.541	39.897	30.393	225.9	20:12.409
11		1:48.507	38.403	39.860	30.244	225.0	21:55.357	11		1:49.328	38.748	40.296	30.284	224.5	22:01.737
12		1:48.428	38.393	39.789	30.246	225.4	23:43.785	12		1:49.119	38.568	40.029	30.522	225.9	23:50.856
13		1:48.489	38.447	39.728	30.314	225.0	25:32.274	13		1:48.760	38.589	39.847	30.324	225.4	25:39.616
14		1:48.470	38.473	39.761	30.236	224.5	27:20.744	14		1:48.576	38.376	39.874	30.326	225.4	27:28.192
15		1:48.308	38.353	39.663	30.292	225.4	29:09.052	15		1:48.831	38.518	40.000	30.313	225.4	29:17.023
16		1:48.451	38.347	39.822	30.282	225.0	30:57.503	16		1:48.970	38.632	40.005	30.333	226.8	31:05.993
17		1:48.872	38.351	39.850	30.671	225.0	32:46.375	17		1:48.877	38.497	39.917	30.463	225.9	32:54.870





# Hungaroring

## Porsche Sixt Carrera Cup Deutschland Race - 1

### Lap Analysis



## SIXT CARRERA CUP DEUTSCHLAND

54

Michael Essmann

Porsche 911 GT3 Cup

84

Ahmad Alshehab

Porsche 911 GT3 Cup

ProAm

CarTech Motorsport

ProAm

CarTech Motorsport

Lap	D	Time	Sector 1	Sector 2	Sector 3	T. Spd	Elapsed	Lap	D	Time	Sector 1	Sector 2	Sector 3	T. Spd	Elapsed
1		2:14.884	48.349	47.600	38.935	210.1	2:14.884	1		2:16.852	49.010	48.724	39.118	206.5	2:16.852
2		2:42.500	1:02.205	55.781	44.514	133.6	4:57.384	2		2:42.928	1:01.723	55.266	45.939	127.8	4:59.780
3		2:33.697	55.884	54.449	43.364	170.0	7:31.081	3		2:32.147	54.177	54.959	43.011	155.3	7:31.927
4		1:51.959	39.767	40.799	31.393	222.6	9:23.040	4		1:52.059	40.135	40.782	31.142	224.0	9:23.986
5		1:51.151	39.970	40.603	30.578	225.9	11:14.191	5		1:50.887	39.579	40.513	30.795	223.6	11:14.873
6		1:50.356	39.265	40.458	30.633	224.0	13:04.547	6		1:50.257	39.068	40.411	30.778	222.6	13:05.130
7		1:50.585	39.165	40.242	31.178	225.0	14:55.132	7		1:50.560	39.007	40.897	30.656	225.9	14:55.690
8		1:49.787	39.228	40.136	30.423	225.9	16:44.919	8		1:50.360	39.073	40.238	31.049	225.9	16:46.050
9		1:50.415	38.915	40.127	31.373	225.0	18:35.334	9		1:49.877	39.275	40.116	30.486	225.0	18:35.927
10		1:52.718	41.224	40.583	30.911	225.0	20:28.052	10		1:50.534	38.956	40.843	30.735	225.0	20:26.461
11		1:50.477	39.107	40.689	30.681	225.4	22:18.529	11		1:49.860	38.841	40.633	30.386	225.0	22:16.321
12		1:50.692	39.199	40.572	30.921	225.4	24:09.221	12		1:49.868	38.847	40.498	30.523	225.4	24:06.189
13		1:50.554	38.986	40.717	30.851	223.6	25:59.775	13		1:51.506	38.985	40.617	31.904	225.4	25:57.695
14		1:49.476	38.755	40.170	30.551	224.5	27:49.251	14		1:50.573	39.254	40.452	30.867	224.5	27:48.268
15		1:49.975	38.908	40.187	30.880	224.5	29:39.226	15		1:50.063	38.891	40.507	30.665	225.0	29:38.331
16		1:50.194	38.901	40.337	30.956	225.0	31:29.420	16		1:49.896	38.785	40.413	30.698	224.5	31:28.227
17		1:49.830	38.833	40.272	30.725	224.5	33:19.250	17		1:50.307	39.041	40.772	30.494	225.0	33:18.534

55

Colin Jamie Bönighausen

Porsche 911 GT3 Cup

88

Horst Felix Felbermayr

Porsche 911 GT3 Cup

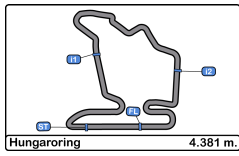
Rookie

CarTech Motorsport

Team Proton Huber Competition

Lap	D	Time	Sector 1	Sector 2	Sector 3	T. Spd	Elapsed	Lap	D	Time	Sector 1	Sector 2	Sector 3	T. Spd	Elapsed
1		2:17.342	45.716	52.554	39.072	190.8	2:17.342	1		2:18.858	51.026	48.881	38.951	204.9	2:18.858
2		2:42.943	1:01.737	55.394	45.812	136.3	5:00.285	2		2:43.535	1:02.231	55.695	45.609	117.5	5:02.393
3		2:31.892	54.390	54.631	42.871	162.6	7:32.177	3		2:31.015	54.527	54.048	42.440	133.6	7:33.408
4		1:50.610	39.702	40.085	30.823	224.0	9:22.787	4		2:11.727	39.578	1:01.278	30.871	219.9	9:45.135
5		1:51.050	39.861	40.417	30.772	225.4	11:13.837	5		1:50.897	39.512	40.785	30.600	222.6	11:36.032
6		1:50.205	39.216	40.383	30.606	226.4	13:04.042	6		1:49.994	38.858	40.392	30.744	223.6	13:26.026
7		1:49.352	38.634	40.359	30.359	225.4	14:53.394	7		1:49.508	39.059	40.096	30.353	223.6	15:15.534
8		1:49.607	39.056	40.073	30.478	226.4	16:43.001	8		1:49.082	38.804	39.881	30.397	224.0	17:04.616
9		1:49.273	38.661	40.192	30.420	226.4	18:32.274	9		1:49.934	38.742	39.991	31.201	224.0	18:54.550
10		1:50.611	39.000	40.641	30.970	226.4	20:22.885	10		1:49.481	38.733	40.183	30.565	224.5	20:44.031
11		1:49.855	39.356	40.134	30.365	224.5	22:12.740	11		1:49.191	38.706	40.076	30.409	223.6	22:33.222
12		1:48.912	38.697	39.880	30.335	225.4	24:01.652	12		1:49.895	38.661	40.766	30.468	225.0	24:23.117
13		1:48.702	38.658	39.778	30.266	224.5	25:50.354	13		1:49.566	38.954	40.246	30.366	225.0	26:12.683
14		1:48.998	38.475	40.208	30.315	224.5	27:39.352	14		1:49.369	38.675	39.988	30.706	224.5	28:02.052
15		1:49.084	38.717	39.962	30.405	224.5	29:28.436	15		1:49.379	38.935	40.011	30.433	225.4	29:51.431
16		1:48.634	38.467	39.771	30.396	225.0	31:17.070	16		1:49.327	38.772	40.229	30.326	225.4	31:40.758
17		1:48.865	38.535	39.842	30.488	224.5	33:05.935	17		1:49.916	38.768	40.497	30.651	225.9	33:30.674





Hungaroring

Porsche Sixt Carrera Cup Deutschland

Race - 1

Lap Analysis

PORSCHE

SIXT  
CARRERA CUP  
DEUTSCHLAND

91

Gian Luca Tüccaroglu

Porsche 911 GT3 Cup

Rookie

HP Racing [a-workx]

Lap	D	Time	Sector 1	Sector 2	Sector 3	T. Spd	Elapsed
1		2:13.473	47.942	46.400	39.131	197.8	2:13.473
2		2:42.232	1:02.218	55.733	44.281	107.2	4:55.705
3		2:34.347	56.313	54.301	43.733	164.3	7:30.052
4		1:52.495	39.737	40.817	31.941	224.5	9:22.547
5		1:51.164	39.931	40.221	31.012	225.4	11:13.711
6		1:49.973	39.102	40.427	30.444	226.8	13:03.684
7		1:49.385	38.693	40.365	30.327	224.5	14:53.069
8		1:49.551	38.785	40.343	30.423	225.0	16:42.620
9		1:49.375	38.719	40.161	30.495	225.9	18:31.995
10		1:55.072	39.035	40.717	35.320	225.4	20:27.067
11		1:49.977	38.841	40.598	30.538	224.0	22:17.044
12		1:49.643	38.696	40.321	30.626	225.4	24:06.687
13		1:50.222	38.825	40.473	30.924	225.0	25:56.909
14		1:49.142	38.687	39.848	30.607	224.0	27:46.051
15		1:49.633	38.817	40.238	30.578	224.5	29:35.684
16		1:49.373	38.870	40.047	30.456	223.6	31:25.057
17		1:49.700	38.939	40.245	30.516	224.5	33:14.757

98

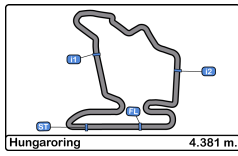
Jan Seyffert

Porsche 911 GT3 Cup

HP Racing [a-workx]

Lap	D	Time	Sector 1	Sector 2	Sector 3	T. Spd	Elapsed
1		2:12.639	47.829	45.599	39.211	202.6	2:12.639
2		2:42.409	1:02.264	55.652	44.493	91.8	4:55.048
3		2:34.597	56.141	54.560	43.896	171.1	7:29.645
4		1:52.181	39.898	40.674	31.609	225.9	9:21.826
5		1:50.110	39.215	40.334	30.561	226.8	11:11.936
6		1:49.763	38.798	40.183	30.782	225.4	13:01.699
7		1:48.906	38.731	39.800	30.375	226.8	14:50.605
8		1:48.778	38.578	39.856	30.344	225.4	16:39.383
9		1:48.689	38.463	39.679	30.547	225.4	18:28.072
10		1:48.745	38.581	39.722	30.442	225.4	20:16.817
11		1:49.089	38.793	40.006	30.290	225.4	22:05.906
12		1:48.749	38.404	39.715	30.630	225.9	23:54.655
13		1:48.976	38.863	39.772	30.341	226.4	25:43.631
14		1:48.657	38.702	39.722	30.233	225.4	27:32.288
15		1:48.672	38.507	39.731	30.434	225.4	29:20.960
16		1:48.899	38.530	40.041	30.328	225.9	31:09.859
17		1:48.991	38.500	40.046	30.445	225.9	32:58.850





# Hungaroring

## Porsche Sixt Carrera Cup Deutschland

### Race - 1

#### Analysis by Lap



## SIXT CARRERA CUP DEUTSCHLAND

Num	Lap Time	Gap
<b>Lap 1</b>		
1	2:04.370	
21	2:04.897	00.527
14	2:05.660	01.290
34	2:06.218	01.848
19	2:06.570	02.200
25	2:07.152	02.782
15	2:08.031	03.661
24	2:08.466	04.096
44	2:09.289	04.919
42	2:09.926	05.556
13	2:10.787	06.417
31	2:11.871	07.501
98	2:12.639	08.269
91	2:13.473	09.103
3	2:14.190	09.820
54	2:14.884	10.514
84	2:16.852	12.482
55	2:17.342	12.972
22	2:18.388	14.018
88	2:18.858	14.488
5	2:21.385	17.015
23	2:24.656	20.286
16	2:44.888	40.518

Num	Lap Time	Gap
<b>Lap 2</b>		
1	2:39.753	
21	2:39.931	00.705
14	2:40.488	02.025
34	2:40.624	02.719
19	2:41.022	03.469
25	2:40.810	03.839
15	2:40.845	04.753
24	2:41.200	05.543
44	2:41.487	06.653
42	2:41.458	07.261
13	2:41.761	08.425
31	2:42.042	09.790
98	2:42.409	10.925
91	2:42.232	11.582
3	2:42.569	12.636
54	2:42.500	13.261
84	2:42.928	15.657
55	2:42.943	16.162
22	2:43.356	17.621
88	2:43.535	18.270
5	2:41.978	19.240
23	2:39.581	20.114
16	3:04.409	1:05.174

Num	Lap Time	Gap
<b>Lap 3</b>		
21	2:40.542	
1	2:41.747	00.500
14	2:39.968	00.746
34	2:39.593	01.065
19	2:39.126	01.348

Num	Lap Time	Gap
25	2:39.115	01.707
15	2:38.492	01.998
24	2:38.108	02.404
44	2:37.289	02.695
42	2:37.265	03.279
13	2:36.495	03.673
31	2:35.451	03.994
98	2:34.597	04.275
91	2:34.347	04.682
3	2:33.741	05.130
54	2:33.697	05.711
84	2:32.147	06.557
55	2:31.892	06.807
22	2:31.238	07.612
88	2:31.015	08.038
5	2:31.654	09.647
23	2:30.849	09.716
16	1:49.746	13.673

Num	Lap Time	Gap
<b>Lap 4</b>		
21	1:48.645	
1	1:49.097	00.952
14	1:49.327	01.428
34	1:49.607	02.027
19	1:49.777	02.480
25	1:49.766	02.828
15	1:49.939	03.292
24	1:50.486	04.245
44	1:50.530	04.580
13	1:50.569	05.597
31	1:51.968	07.317
42	1:53.018	07.652
98	1:52.181	07.811
3	1:51.734	08.219
91	1:52.495	08.532
55	1:50.610	08.772
54	1:51.959	09.025
84	1:52.059	09.971
22	1:51.593	10.560
23	1:51.859	12.930
16	1:49.671	14.699
5	2:06.471	27.473
88	2:11.727	31.120

Num	Lap Time	Gap
<b>Lap 5</b>		
21	1:48.373	
1	1:48.810	01.389
14	1:48.775	01.830
34	1:48.768	02.422
19	1:48.864	02.971
25	1:49.157	03.612
15	1:49.244	04.163
24	1:49.376	05.248
44	1:49.438	05.645
13	1:49.065	06.289
31	1:49.257	08.201
42	1:49.971	09.250

Num	Lap Time	Gap
98	1:50.110	09.548
3	1:50.329	10.175
91	1:51.164	11.323
55	1:51.050	11.449
54	1:51.151	11.803
84	1:50.887	12.485
22	1:50.764	12.951
23	1:48.715	13.272
16	1:48.712	15.038
88	1:50.897	33.644
5	2:04.412	43.512

Num	Lap Time	Gap
<b>Lap 6</b>		
21	1:48.183	
1	1:48.251	01.457
14	1:48.328	01.975
34	1:48.428	02.667
19	1:48.346	03.134
25	1:48.482	03.911
15	1:49.093	05.073
24	1:48.639	05.704
44	1:48.789	06.251
13	1:48.872	06.978
31	1:49.175	09.193
42	1:49.796	10.863
98	1:49.763	11.128
3	1:49.717	11.709
91	1:49.973	13.113
55	1:50.205	13.471
54	1:50.356	13.976
84	1:50.257	14.559
23	1:49.895	14.984
22	1:51.283	16.051
16	1:49.518	16.373
88	1:49.994	35.455
5	2:02.849	58.178

Num	Lap Time	Gap
<b>Lap 7</b>		
21	1:48.154	
1	1:48.474	01.777
14	1:48.503	02.324
34	1:48.376	02.889
19	1:48.530	03.510
25	1:48.714	04.471
15	1:49.024	05.943
24	1:48.718	06.268
44	1:48.854	06.951
13	1:49.063	07.887
31	1:48.985	10.024
98	1:48.906	11.880
42	1:49.871	12.580
3	1:49.594	13.149
91	1:49.385	14.344
55	1:49.352	14.669
23	1:49.335	16.165
54	1:50.585	16.407
84	1:50.560	16.965

Num	Lap Time	Gap
22	1:50.033	17.930
16	1:50.178	18.397
88	1:49.508	36.809
5	2:03.952	1:13.976

Num	Lap Time	Gap
<b>Lap 8</b>		
21	1:48.439	
1	1:48.252	01.590
14	1:48.383	02.268
34	1:48.569	03.019
19	1:48.549	03.620
25	1:48.409	04.441
24	1:48.615	06.444
15	1:49.607	07.111
44	1:49.027	07.539
13	1:48.996	08.444
31	1:48.799	10.384
98	1:48.778	12.219
42	1:49.095	13.236
3	1:50.011	14.721
91	1:49.551	15.456
55	1:49.607	15.837
23	1:48.455	16.181
54	1:49.787	17.755
16	1:48.887	18.845
84	1:50.360	18.886
22	1:50.351	19.842
88	1:49.082	37.452
5	2:03.868	1:29.405

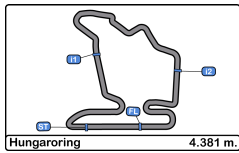
Num	Lap Time	Gap
<b>Lap 9</b>		
21	1:48.146	
1	1:48.124	01.568
14	1:48.207	02.329
34	1:48.401	03.274
19	1:48.379	03.853
25	1:48.819	05.114
24	1:48.297	06.595
15	1:48.694	07.659
44	1:48.875	08.268
13	1:48.854	09.152
31	1:48.761	10.999
98	1:48.689	12.762
42	1:49.296	14.386
3	1:49.218	15.793
91	1:49.375	16.685
55	1:49.273	16.964
23	1:49.231	17.266
16	1:48.909	19.608
54	1:50.415	20.024
84	1:49.877	20.617
22	1:49.841	21.537
88	1:49.934	39.240
5	2:01.382	1:42.641

Num	Lap Time	Gap
<b>Lap 10</b>		
21	1:47.965	
1	1:48.053	01.656
14	1:48.300	02.664
34	1:48.266	03.575
19	1:48.924	04.812
25	1:48.497	05.646
24	1:48.370	07.000
15	1:48.772	08.466
44	1:48.831	09.134
13	1:48.502	09.689
31	1:48.621	11.655
98	1:48.745	13.542
42	1:49.053	15.474
3	1:48.930	16.758
55	1:50.611	19.610
23	1:50.611	19.912
84	1:50.534	23.186
91	1:55.072	23.792
22	1:50.580	24.152
54	1:52.718	24.777
16	2:08.059	39.702
88	1:49.481	40.756

Num	Lap Time	Gap
<b>Lap 11</b>		
21	1:48.207	
1	1:48.224	01.673
14	1:48.172	02.629
34	1:48.507	03.875
19	1:48.677	05.282
25	1:48.584	06.023
24	1:48.265	07.058
15	1:49.319	09.578
44	1:49.328	10.255
13	1:49.347	10.829
31	1:49.026	12.474
98	1:49.089	14.424
42	1:48.915	16.182
3	1:49.230	17.781
23	1:48.825	20.530
55	1:49.855	21.258
84	1:49.860	24.839
91	1:49.977	25.562
22	1:50.631	26.576
54	1:50.477	27.047
5	2:26.785	1 Lap
88	1:49.191	41.740

Num	Lap Time	Gap
<b>Lap 12</b>		
21	1:48.053	
1	1:48.114	01.734
14	1:48.070	02.646
34	1:48.428	04.250
19	1:48.719	05.948
25	1:48.499	06.469
24	1:48.275	07.280





# Hungaroring

## Porsche Sixt Carrera Cup Deutschland Race - 1

### Analysis by Lap



## SIXT CARRERA CUP DEUTSCHLAND

Num	Lap Time	Gap
15	1:48.782	10.307
44	1:49.119	11.321
13	1:48.942	11.718
31	1:48.783	13.204
98	1:48.749	15.120
42	1:49.003	17.132
3	1:49.037	18.765
23	1:48.246	20.723
55	1:48.912	22.117
84	1:49.868	26.654
91	1:49.643	27.152
22	1:50.564	29.087
54	1:50.692	29.686
88	1:49.895	43.582
5	2:04.172	1 Lap

Num	Lap Time	Gap
-----	----------	-----

#### Lap 13

21	1:48.460	
1	1:48.413	01.687
14	1:48.261	02.447
34	1:48.489	04.279
19	1:48.462	05.950
25	1:48.559	06.568
24	1:48.451	07.271
15	1:48.900	10.747
44	1:48.760	11.621
13	1:48.917	12.175
31	1:49.210	13.954
98	1:48.976	15.636
42	1:48.812	17.484
3	1:48.800	19.105
23	1:48.257	20.520
55	1:48.702	22.359
91	1:50.222	28.914
84	1:51.506	29.700
54	1:50.554	31.780
22	1:51.559	32.186
88	1:49.566	44.688
5	2:02.917	1 Lap

Num	Lap Time	Gap
-----	----------	-----

#### Lap 14

21	1:48.271	
1	1:48.222	01.638
14	1:48.548	02.724
34	1:48.470	04.478
19	1:48.348	06.027
25	1:48.445	06.742
24	1:48.251	07.251
15	1:48.813	11.289
44	1:48.576	11.926
13	1:48.619	12.523
31	1:48.760	14.443
98	1:48.657	16.022
42	1:50.005	19.218
3	1:49.211	20.045
23	1:48.186	20.435
55	1:48.998	23.086

Num	Lap Time	Gap
91	1:49.142	29.785
84	1:50.573	32.002
54	1:49.476	32.985
22	1:50.521	34.436
88	1:49.369	45.786
5	2:02.856	1 Lap

Num	Lap Time	Gap
-----	----------	-----

#### Lap 15

21	1:48.088	
1	1:48.467	02.017
14	1:48.352	02.988
34	1:48.308	04.698
19	1:48.498	06.437
25	1:48.131	06.785
24	1:48.520	07.683
15	1:48.677	11.878
44	1:48.831	12.669
13	1:48.898	13.333
31	1:49.161	15.516
98	1:48.672	16.606
42	1:49.105	20.235
3	1:48.957	20.914
23	1:48.925	21.272
55	1:49.084	24.082
91	1:49.633	31.330
84	1:50.063	33.977
54	1:49.975	34.872
22	1:51.002	37.350
88	1:49.379	47.077
5	2:03.746	1 Lap

Num	Lap Time	Gap
-----	----------	-----

#### Lap 16

21	1:48.310	
1	1:48.468	02.175
14	1:48.276	02.954
34	1:48.451	04.839
19	1:48.709	06.836
25	1:48.737	07.212
24	1:48.489	07.862
15	1:48.873	12.441
44	1:48.970	13.329
13	1:49.007	14.030
31	1:48.920	16.126
98	1:48.899	17.195
42	1:49.061	20.986
3	1:48.899	21.503
23	1:48.991	21.953
55	1:48.634	24.406
91	1:49.373	32.393
84	1:49.896	35.563
54	1:50.194	36.756
22	1:49.936	38.976
88	1:49.327	48.094

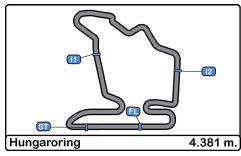
Num	Lap Time	Gap
-----	----------	-----

#### Lap 17

21	1:48.143	
----	----------	--

Num	Lap Time	Gap
1	1:48.561	02.593
14	1:48.493	03.304
34	1:48.872	05.568
19	1:48.350	07.043
25	1:48.652	07.721
24	1:48.697	08.416
5	2:14.648	2 Laps
15	1:48.845	13.143
44	1:48.877	14.063
13	1:48.727	14.614
31	1:49.102	17.085
98	1:48.991	18.043
42	1:49.443	22.286
23	1:49.566	23.376
3	1:50.388	23.748
55	1:48.865	25.128
91	1:49.700	33.950
84	1:50.307	37.727
54	1:49.830	38.443
22	1:50.531	41.364
88	1:49.916	49.867





# Hungaroring

## Porsche Sixt Carrera Cup Deutschland Race - 1

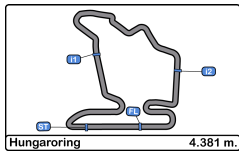
### Best Sectors Results



## SIXT CARRERA CUP DEUTSCHLAND

Sector - 1				Sector - 2				Sector - 3				Ideal Lap vs Best Lap			
Clas	Nº	Driver	Time	Nº	Driver	Time	Nº	Driver	Time	Clas	Nº	Driver	Ideal Lap	Best Lap	Clas
1	14	Robert de Haan	38.214	1	Larry ten Voorde	39.498	21	Marvin Klein	30.105	1	1	Larry ten Voorde	1:47.913	1:48.053	2
2	21	Marvin Klein	38.230	24	Kas Haverkort	39.590	1	Larry ten Voorde	30.123	2	21	Marvin Klein	1:47.930	1:47.965	1
3	25	Ariel Levi	38.263	13	Alexander Tauscher	39.594	23	Huub van Eijndhoven	30.126	3	14	Robert de Haan	1:47.983	1:48.070	3
4	23	Huub van Eijndhoven	38.282	21	Marvin Klein	39.595	34	Theo Oeverhaus	30.136	4	24	Kas Haverkort	1:48.059	1:48.251	6
5	24	Kas Haverkort	38.287	14	Robert de Haan	39.611	25	Ariel Levi	30.152	5	25	Ariel Levi	1:48.081	1:48.131	4
6	1	Larry ten Voorde	38.292	34	Theo Oeverhaus	39.623	14	Robert de Haan	30.158	6	34	Theo Oeverhaus	1:48.106	1:48.266	7
7	19	Harry King	38.320	16	Flynt Schuring	39.636	19	Harry King	30.168	7	23	Huub van Eijndhoven	1:48.119	1:48.186	5
8	34	Theo Oeverhaus	38.347	25	Ariel Levi	39.666	24	Kas Haverkort	30.182	8	19	Harry King	1:48.195	1:48.346	8
9	44	James Kellett	38.376	98	Jan Seyffert	39.679	98	Jan Seyffert	30.233	9	16	Flynt Schuring	1:48.298	1:48.712	15
10	98	Jan Seyffert	38.404	19	Harry King	39.707	16	Flynt Schuring	30.256	10	98	Jan Seyffert	1:48.316	1:48.657	13
11	16	Flynt Schuring	38.406	23	Huub van Eijndhoven	39.711	55	Colin Jamie Bönighausen	30.266	11	13	Alexander Tauscher	1:48.377	1:48.502	9
12	15	Janne Stiak	38.417	31	Sebastian Freymuth	39.718	42	Kiano Blum	30.268	12	44	James Kellett	1:48.455	1:48.576	10
13	55	Colin Jamie Bönighausen	38.467	55	Colin Jamie Bönighausen	39.771	44	James Kellett	30.269	13	55	Colin Jamie	1:48.504	1:48.634	12
14	3	Nathan Schaap	38.475	15	Janne Stiak	39.795	3	Nathan Schaap	30.280	14	15	Janne Stiak	1:48.513	1:48.677	14
15	31	Sebastian Freymuth	38.479	44	James Kellett	39.810	13	Alexander Tauscher	30.284	15	31	Sebastian Freymuth	1:48.522	1:48.621	11
16	13	Alexander Tauscher	38.499	91	Gian Luca Tüccaroglu	39.848	15	Janne Stiak	30.301	16	3	Nathan Schaap	1:48.627	1:48.800	16
17	42	Kiano Blum	38.592	3	Nathan Schaap	39.872	31	Sebastian Freymuth	30.325	17	42	Kiano Blum	1:48.736	1:48.812	17
18	88	Horst Felix Felbermayr	38.661	42	Kiano Blum	39.876	88	Horst Felix Felbermayr	30.326	18	91	Gian Luca Tüccaroglu	1:48.862	1:49.142	19
19	91	Gian Luca Tüccaroglu	38.687	88	Horst Felix Felbermayr	39.881	91	Gian Luca Tüccaroglu	30.327	19	88	Horst Felix Felbermayr	1:48.868	1:49.082	18
20	54	Michael Essmann	38.755	84	Ahmad Alshehab	40.116	84	Ahmad Alshehab	30.386	20	84	Ahmad Alshehab	1:49.287	1:49.860	22
21	84	Ahmad Alshehab	38.785	54	Michael Essmann	40.127	22	Samer Shahin	30.400	21	54	Michael Essmann	1:49.305	1:49.476	20
22	22	Samer Shahin	38.943	22	Samer Shahin	40.240	54	Michael Essmann	30.423	22	22	Samer Shahin	1:49.583	1:49.841	21
23	5	Sören Spreng	42.600	5	Sören Spreng	45.453	5	Sören Spreng	33.329	23	5	Sören Spreng	2:01.382	2:01.382	23
24	12	Senna van Soelen	Transpo	12	Senna van Soelen	Transpo	12	Senna van Soelen	Transpo	24	12	Senna van Soelen	Transpo	Transpo	24





Hungaroring

Porsche Sixt Carrera Cup Deutschland

Race - 1

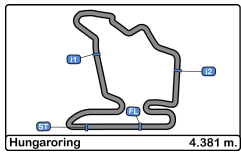
Leader Sequence

**PORSCHE**

**SIXT  
CARRERA CUP  
DEUTSCHLAND**

N°	Driver	Nat	Cat	Clas	Team	Nat	Vehicle	Start Lap	End Lap	Laps	Total Laps
1	Larry ten Voorde				Proton Huber Competition		Porsche 911 GT3 Cup	1	2	2	2
21	Marvin Klein				Target		Porsche 911 GT3 Cup	3	17	15	15





# Hungaroring

## Porsche Sixt Carrera Cup Deutschland

### Race - 1

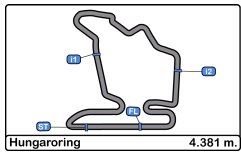
#### Best 5 Lap Times



## SIXT CARRERA CUP DEUTSCHLAND

Cls	N°	Driver	Nat	Cat	Cls	Team	Nat	Vehicle	Best 1		Best 2		Best 3		Best 4		Best 5	
									Time	Lap	Time	Lap	Time	Lap	Time	Lap	Time	Lap
1	21	Marvin Klein	FRA			Target	ITA	Porsche 911 GT3 Cup	1:47.965	10	1:48.053	12	1:48.088	15	1:48.143	17	1:48.146	9
2	1	Larry ten Voorde	NLD			Proton Huber Competition	DEU	Porsche 911 GT3 Cup	1:48.053	10	1:48.114	12	1:48.124	9	1:48.222	14	1:48.224	11
3	14	Robert de Haan	NLD	Rookie	1	Team75 Bernhard	DEU	Porsche 911 GT3 Cup	1:48.070	12	1:48.172	11	1:48.207	9	1:48.261	13	1:48.276	16
4	25	Ariel Levi	ISR			UNISERVER by TEAM GP	NLD	Porsche 911 GT3 Cup	1:48.131	15	1:48.409	8	1:48.445	14	1:48.482	6	1:48.497	10
5	23	Huub van	NLD			UNISERVER by TEAM GP	NLD	Porsche 911 GT3 Cup	1:48.186	14	1:48.246	12	1:48.257	13	1:48.455	8	1:48.715	5
6	24	Kas Haverkort	NLD	Rookie	2	UNISERVER by TEAM GP	NLD	Porsche 911 GT3 Cup	1:48.251	14	1:48.265	11	1:48.275	12	1:48.297	9	1:48.370	10
7	34	Theo Oeverhaus	DEU			Bonk Motorsport	DEU	Porsche 911 GT3 Cup	1:48.266	10	1:48.308	15	1:48.376	7	1:48.401	9	1:48.428	6
8	19	Harry King	GBR			Allied-Racing	DEU	Porsche 911 GT3 Cup	1:48.346	6	1:48.348	14	1:48.350	17	1:48.379	9	1:48.462	13
9	13	Alexander Tauscher	DEU			Proton Huber Competition	DEU	Porsche 911 GT3 Cup	1:48.502	10	1:48.619	14	1:48.727	17	1:48.854	9	1:48.872	6
10	44	James Kellett	GBR			ID Racing	DEU	Porsche 911 GT3 Cup	1:48.576	14	1:48.760	13	1:48.789	6	1:48.831	10	1:48.831	15
11	31	Sebastian Freymuth	DEU			Proton Huber Competition	DEU	Porsche 911 GT3 Cup	1:48.621	10	1:48.760	14	1:48.761	9	1:48.783	12	1:48.799	8
12	55	Colin Jamie	DEU	Rookie	3	CarTech Motorsport	DEU	Porsche 911 GT3 Cup	1:48.634	16	1:48.702	13	1:48.865	17	1:48.912	12	1:48.998	14
13	98	Jan Seyffert	DEU			HP Racing [a-workx]	DEU	Porsche 911 GT3 Cup	1:48.657	14	1:48.672	15	1:48.689	9	1:48.745	10	1:48.749	12
14	15	Janne Stiak	DEU			Team75 Bernhard	DEU	Porsche 911 GT3 Cup	1:48.677	15	1:48.694	9	1:48.772	10	1:48.782	12	1:48.813	14
15	16	Flynt Schuring	NLD	Rookie	4	Team Proton Huber	DEU	Porsche 911 GT3 Cup	1:48.712	5	1:48.887	8	1:48.909	9	1:49.518	6	1:49.671	4
16	3	Nathan Schaap	NLD	Rookie	5	Allied-Racing	DEU	Porsche 911 GT3 Cup	1:48.800	13	1:48.899	16	1:48.930	10	1:48.957	15	1:49.037	12
17	42	Kiano Blum	AUT	Rookie	6	ID Racing	DEU	Porsche 911 GT3 Cup	1:48.812	13	1:48.915	11	1:49.003	12	1:49.053	10	1:49.061	16
18	88	Horst Felix Felbermayr	AUT			Team Proton Huber	DEU	Porsche 911 GT3 Cup	1:49.082	8	1:49.191	11	1:49.327	16	1:49.369	14	1:49.379	15
19	91	Gian Luca Tüccaroglu	DEU	Rookie	7	HP Racing [a-workx]	DEU	Porsche 911 GT3 Cup	1:49.142	14	1:49.373	16	1:49.375	9	1:49.385	7	1:49.551	8
20	54	Michael Essmann	DEU	ProAm	1	CarTech Motorsport	DEU	Porsche 911 GT3 Cup	1:49.476	14	1:49.787	8	1:49.830	17	1:49.975	15	1:50.194	16
21	22	Samer Shahin	AUS	ProAm	2	GP ELITE	NLD	Porsche 911 GT3 Cup	1:49.841	9	1:49.936	16	1:50.033	7	1:50.351	8	1:50.521	14
22	84	Ahmad Alshehab	KWT	ProAm	3	CarTech Motorsport	DEU	Porsche 911 GT3 Cup	1:49.860	11	1:49.868	12	1:49.877	9	1:49.896	16	1:50.063	15
23	5	Sören Spreng	DEU	ProAm	4	GP ELITE	NLD	Porsche 911 GT3 Cup	2:01.382	9	2:02.849	6	2:02.856	13	2:02.917	12	2:03.746	14
24	12	Senna van Soelen	NLD	Rookie	8	Target	ITA	Porsche 911 GT3 Cup										





# Hungaroring

## Porsche Sixt Carrera Cup Deutschland

### Race - 1

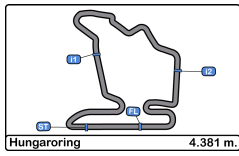
#### Best 5 Top Speeds



## SIXT CARRERA CUP DEUTSCHLAND

Clas	Nº	Driver	Nat	Cat	Cls	Team	Nat	Vehicle	Top 1		Top 2		Top 3		Top 4		Top 5		Avg
									Km/h	Lap	Km/h	Lap	Km/h	Lap	Km/h	Lap	Km/h	Lap	
1	24	Kas Haverkort	NLD	Rookie	1	UNISERVER by TEAM GP ELITE	NLD	Porsche 911 GT3 Cup	228.3	8	227.3	13	227.3	14	227.3	15	227.3	17	227.5
2	14	Robert de Haan	NLD	Rookie	2	Team75 Bernhard	DEU	Porsche 911 GT3 Cup	227.3	15	227.3	17	226.8	4	226.8	6	226.8	7	227.0
3	16	Flynt Schuring	NLD	Rookie	3	Team Proton Huber Competition	DEU	Porsche 911 GT3 Cup	227.3	7	227.3	8	226.8	10	226.4	6	225.9	4	226.7
4	23	Huib van Eijndhoven	NLD			UNISERVER by TEAM GP ELITE	NLD	Porsche 911 GT3 Cup	227.3	6	227.3	7	227.3	9	227.3	10	227.3	11	227.3
5	25	Ariel Levi	ISR			UNISERVER by TEAM GP ELITE	NLD	Porsche 911 GT3 Cup	227.3	16	227.3	17	226.8	14	226.8	15	226.4	9	226.9
6	42	Kiano Blum	AUT	Rookie	4	ID Racing	DEU	Porsche 911 GT3 Cup	227.3	5	226.8	8	226.8	9	226.4	11	226.4	12	226.7
7	3	Nathan Schaap	NLD	Rookie	5	Allied-Racing	DEU	Porsche 911 GT3 Cup	226.8	17	226.4	7	226.4	8	226.4	15	225.9	16	226.4
8	13	Alexander Tauscher	DEU			Proton Huber Competition	DEU	Porsche 911 GT3 Cup	226.8	11	226.8	13	226.8	15	226.8	16	226.4	6	226.7
9	15	Janne Stiak	DEU			Team75 Bernhard	DEU	Porsche 911 GT3 Cup	226.8	5	226.8	6	226.4	9	226.4	10	226.4	11	226.6
10	44	James Kellett	GBR			ID Racing	DEU	Porsche 911 GT3 Cup	226.8	16	226.4	9	225.9	10	225.9	12	225.9	17	226.2
11	91	Gian Luca Túccaroglu	DEU	Rookie	6	HP Racing [a-workx]	DEU	Porsche 911 GT3 Cup	226.8	6	225.9	9	225.4	5	225.4	10	225.4	12	225.8
12	98	Jan Seyffert	DEU			HP Racing [a-workx]	DEU	Porsche 911 GT3 Cup	226.8	5	226.8	7	226.4	13	225.9	4	225.9	12	226.4
13	22	Samer Shahin	AUS	ProAm	1	GP ELITE	NLD	Porsche 911 GT3 Cup	226.4	9	225.9	8	225.4	5	225.4	7	225.4	10	225.7
14	31	Sebastian Freymuth	DEU			Proton Huber Competition	DEU	Porsche 911 GT3 Cup	226.4	14	226.4	16	226.4	17	225.9	4	225.9	7	226.2
15	55	Colin Jamie	DEU	Rookie	7	CarTech Motorsport	DEU	Porsche 911 GT3 Cup	226.4	6	226.4	8	226.4	9	226.4	10	225.4	5	226.2
16	19	Harry King	GBR			Allied-Racing	DEU	Porsche 911 GT3 Cup	225.9	7	225.9	14	225.9	15	225.4	5	225.4	8	225.7
17	21	Marvin Klein	FRA			Target	ITA	Porsche 911 GT3 Cup	225.9	10	225.9	15	225.9	17	225.4	9	225.4	11	225.7
18	34	Theo Oeverhaus	DEU			Bonk Motorsport	DEU	Porsche 911 GT3 Cup	225.9	8	225.4	6	225.4	7	225.4	12	225.4	15	225.5
19	54	Michael Essmann	DEU	ProAm	2	CarTech Motorsport	DEU	Porsche 911 GT3 Cup	225.9	5	225.9	8	225.4	11	225.4	12	225.0	7	225.5
20	84	Ahmad Alshehab	QWT	ProAm	3	CarTech Motorsport	DEU	Porsche 911 GT3 Cup	225.9	7	225.9	8	225.4	12	225.4	13	225.0	9	225.5
21	88	Horst Felix Felbermayr	AUT			Team Proton Huber Competition	DEU	Porsche 911 GT3 Cup	225.9	17	225.4	15	225.4	16	225.0	12	225.0	13	225.3
22	1	Larry ten Voorde	NLD			Proton Huber Competition	DEU	Porsche 911 GT3 Cup	225.4	5	225.4	8	225.4	10	225.4	13	225.4	14	225.4
23	5	Sören Spreng	DEU	ProAm	4	GP ELITE	NLD	Porsche 911 GT3 Cup	217.3	12	216.8	6	216.4	7	215.5	9	215.1	8	216.2
24	12	Senna van Soelen	NLD	Rookie	8	Target	ITA	Porsche 911 GT3 Cup	194.2	1									194.2





Hungaroring

Porsche Sixt Carrera Cup Deutschland

Race - 1

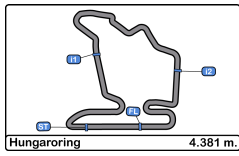
Fastest Laps Sequence

**PORSCHE**

**SIXT  
CARRERA CUP  
DEUTSCHLAND**

Lap	Time of Day	Session Time	Nº	Driver	Nat	Cat	Team	Nat	Vehicle	Time	Km/h
3	17:16:04.005	7:39.005	16	Flynt Schuring		NLD	Rookie Team Proton Huber Competition		DEU Porsche 911 GT3	1:49.746	143.7
4	17:17:38.978	9:13.978	21	Marvin Klein		FRA	Target		ITA Porsche 911 GT3	1:48.645	145.1
5	17:19:27.351	11:02.351	21	Marvin Klein		FRA	Target		ITA Porsche 911 GT3	1:48.373	145.5
6	17:21:15.533	12:50.533	21	Marvin Klein		FRA	Target		ITA Porsche 911 GT3	1:48.183	145.7
7	17:23:03.687	14:38.687	21	Marvin Klein		FRA	Target		ITA Porsche 911 GT3	1:48.154	145.8
9	17:26:40.272	18:15.272	21	Marvin Klein		FRA	Target		ITA Porsche 911 GT3	1:48.146	145.8
9	17:26:41.841	18:16.841	1	Larry ten Voorde		NLD	Proton Huber Competition		DEU Porsche 911 GT3	1:48.124	145.8
10	17:28:28.237	20:03.237	21	Marvin Klein		FRA	Target		ITA Porsche 911 GT3	1:47.965	146.0





# Hungaroring

## Porsche Sixt Carrera Cup Deutschland Race - 1

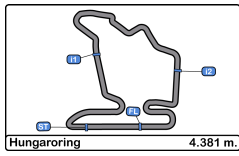
### Event Best Maximum Speed



## SIXT CARRERA CUP DEUTSCHLAND

N°	Driver	Nat	Cat	Clas	Team	Nat	Vehicle	Km/h	Session
13	Alexander Tauscher		DEU		Proton Huber Competition		Porsche 911 GT3 Cup	231.7	Private test - 1
16	Flynt Schuring		NLD	Rookie 1	Team Proton Huber Competition		Porsche 911 GT3 Cup	231.7	Private test - 1
42	Kiano Blum		AUT	Rookie 2	ID Racing		Porsche 911 GT3 Cup	231.2	Private test - 1
1	Larry ten Voorde		NLD		Proton Huber Competition		Porsche 911 GT3 Cup	231.2	Private test - 1
88	Horst Felix Felbermayr		AUT		Team Proton Huber Competition		Porsche 911 GT3 Cup	231.2	Private test - 1
34	Theo Oeverhaus		DEU		Bonk Motorsport		Porsche 911 GT3 Cup	230.7	Private test - 1
24	Kas Haverkort		NLD	Rookie 3	UNISERVER by TEAM GP		Porsche 911 GT3 Cup	230.7	Free Practice
12	Senna van Soelen		NLD	Rookie 4	Target		Porsche 911 GT3 Cup	230.7	Free Practice
19	Harry King		GBR		Allied-Racing		Porsche 911 GT3 Cup	230.2	Private test - 1
43	Karol Kret		POL	Rookie 5	Bonk Motorsport		Porsche 911 GT3 Cup	230.2	Private test - 1
15	Janne Stiak		DEU		Team75 Bernhard		Porsche 911 GT3 Cup	230.2	Free Practice
98	Jan Seyffert		DEU		HP Racing [a-workx]		Porsche 911 GT3 Cup	230.2	Free Practice
21	Marvin Klein		FRA		Target		Porsche 911 GT3 Cup	230.2	Free Practice
31	Sebastian Freymuth		DEU		Proton Huber Competition		Porsche 911 GT3 Cup	230.2	Free Practice
44	James Kellett		GBR		ID Racing		Porsche 911 GT3 Cup	230.2	Free Practice
3	Nathan Schaap		NLD	Rookie 6	Allied-Racing		Porsche 911 GT3 Cup	229.7	Private test - 1
25	Ariel Levi		ISR		UNISERVER by TEAM GP		Porsche 911 GT3 Cup	229.7	Private test - 1
22	Samer Shahin		AUS	ProAm 1	GP ELITE		Porsche 911 GT3 Cup	229.7	Free Practice
14	Robert de Haan		NLD	Rookie 7	Team75 Bernhard		Porsche 911 GT3 Cup	229.7	Free Practice
23	Huub van Eijndhoven		NLD		UNISERVER by TEAM GP		Porsche 911 GT3 Cup	229.7	Free Practice
55	Colin Jamie		DEU	Rookie 8	CarTech Motorsport		Porsche 911 GT3 Cup	229.2	Private test - 1
84	Ahmad Alshehab		KWT	ProAm 2	CarTech Motorsport		Porsche 911 GT3 Cup	229.2	Free Practice
91	Gian Luca Tüccaroglu		DEU	Rookie 9	HP Racing [a-workx]		Porsche 911 GT3 Cup	229.2	Free Practice
54	Michael Essmann		DEU	ProAm 3	CarTech Motorsport		Porsche 911 GT3 Cup	229.2	Free Practice
5	Sören Spreng		DEU	ProAm 4	GP ELITE		Porsche 911 GT3 Cup	228.8	Free Practice





Hungaroring

Porsche Sixt Carrera Cup Deutschland

Race - 1

Lap Chart

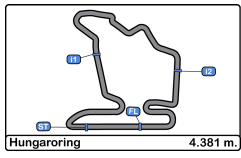
**PORSCHE**

**SIXT  
CARRERA CUP  
DEUTSCHLAND**

**LAP**

Nr	Pos	Grid	1	2	3	4	5	6	7	8	9	10	11	12	13	14	15	16	17
21	1	21	1	1	21	21	21	21	21	21	21	21	21	21	21	21	21	21	21
1	2	1	21	21	1	1	1	1	1	1	1	1	1	1	1	1	1	1	1
14	3	14	14	14	14	14	14	14	14	14	14	14	14	14	14	14	14	14	14
34	4	34	34	34	34	34	34	34	34	34	34	34	34	34	34	34	34	34	34
19	5	19	19	19	19	19	19	19	19	19	19	19	19	19	19	19	19	19	19
16	6	16	25	25	25	25	25	25	25	25	25	25	25	25	25	25	25	25	25
25	7	25	15	15	15	15	15	15	15	24	24	24	24	24	24	24	24	24	24
55	8	55	24	24	24	24	24	24	24	15	15	15	15	15	15	15	15	15	15
23	9	23	44	44	44	44	44	44	44	44	44	44	44	44	44	44	44	44	44
15	10	15	42	42	42	13	13	13	13	13	13	13	13	13	13	13	13	13	13
24	11	24	13	13	13	31	31	31	31	31	31	31	31	31	31	31	31	31	31
12	12	12	31	31	31	42	42	42	98	98	98	98	98	98	98	98	98	98	98
44	13	44	98	98	98	98	98	98	42	42	42	42	42	42	42	42	42	42	42
91	14	91	91	91	91	3	3	3	3	3	3	3	3	3	3	3	3	3	23
42	15	42	3	3	3	91	91	91	91	91	91	55	23	23	23	23	23	23	3
98	16	98	54	54	54	55	55	55	55	55	55	23	55	55	55	55	55	55	55
3	17	3	84	84	84	54	54	54	23	23	23	84	84	84	91	91	91	91	91
13	18	13	55	55	55	84	84	84	54	54	16	91	91	91	84	84	84	84	84
88	19	88	22	22	22	22	22	23	84	16	54	22	22	22	54	54	54	54	54
31	20	31	88	88	88	23	23	22	22	84	84	54	54	54	22	22	22	22	22
84	21	84	5	5	5	16	16	16	16	22	22	16	88	88	88	88	88	88	88
22	22	22	23	23	23	5	88	88	88	88	88	88	5	5	5	5	5	5	5
5	23	5	16	16	16	88	5	5	5	5	5	5	5	5	5	5	5	5	5
54	24	54																	





Hungaroring

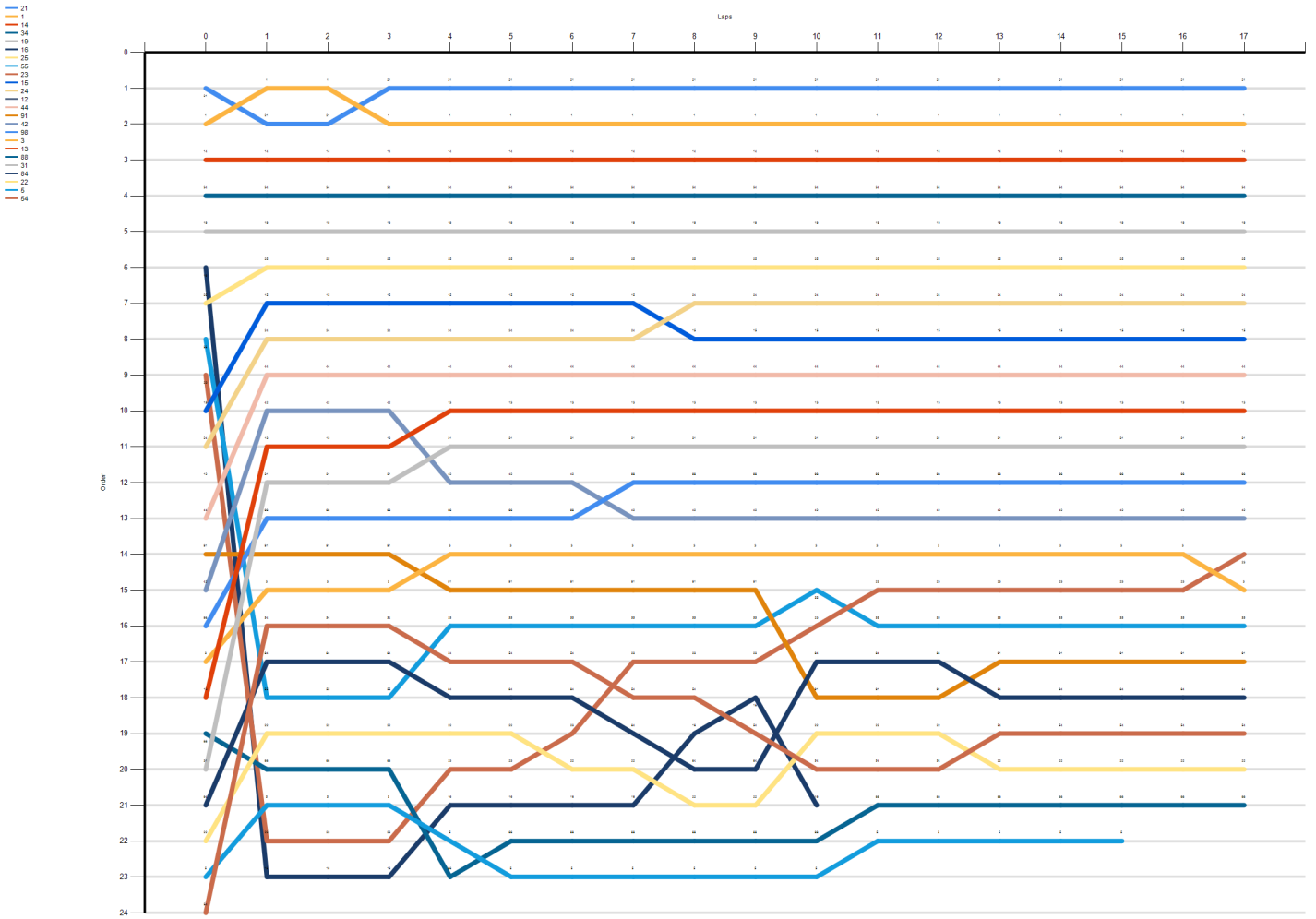
Porsche Sixt Carrera Cup Deutschland

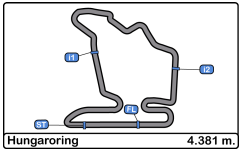
Race - 1

Graphic Lap Chart

PORSCHE

SIXT  
CARRERA CUP  
DEUTSCHLAND





Hungaroring

Porsche Sixt Carrera Cup Deutschland

Race - 1

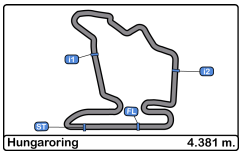
Pit Stop Analysis

**PORSCHE**

**SIXT  
CARRERA CUP  
DEUTSCHLAND**

Or d.	Nr.	In Day Time	Team	Nat	Driver 1	Nat	Driver 2	Nat	Vehicle	Cat	In Time	Stop N°	Pit Time	Handicap	Diff.
1	23	17:10:47.068	UNISERVER by TEAM	NLD	Huub van Eijndhoven	NLD			Porsche 911 GT3		2:22.106	1	37.178		
2	16	17:11:07.211	Team Proton Huber	DEU	Flynt Schuring	NLD			Porsche 911 GT3	Rookie	2:42.249	1	1:12.886		

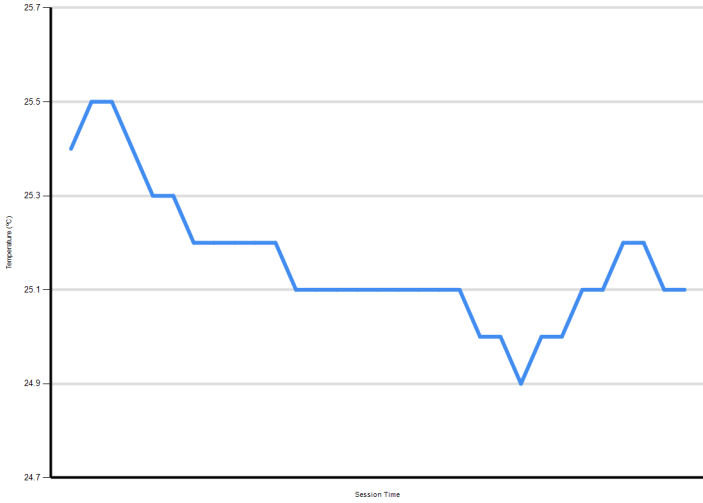




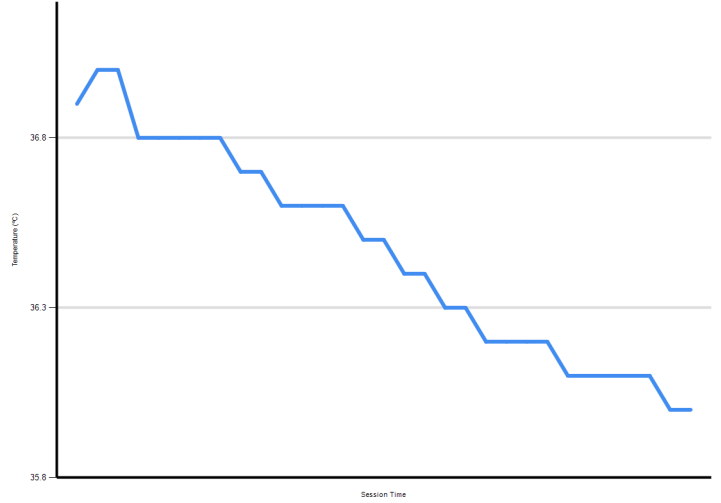
**Hungaroring**  
**Porsche Sixt Carrera Cup Deutschland**  
**Race - 1**  
**Weather Report**

**PORSCHE**  
**SIXT**  
**CARRERA CUP**  
**DEUTSCHLAND**

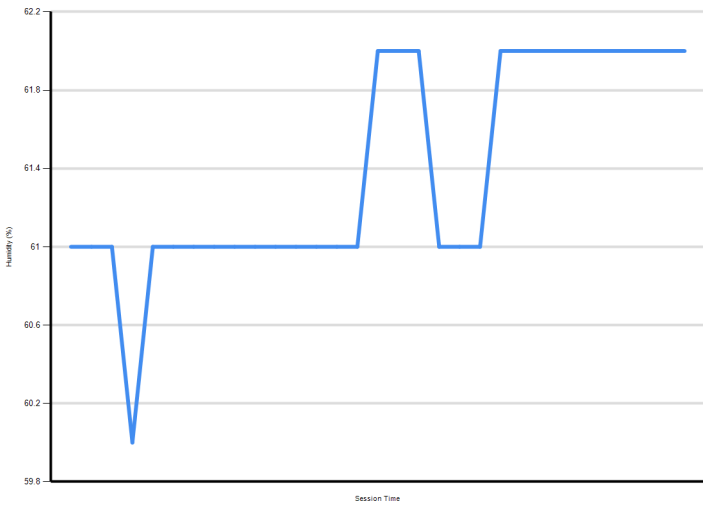
Air Temperature



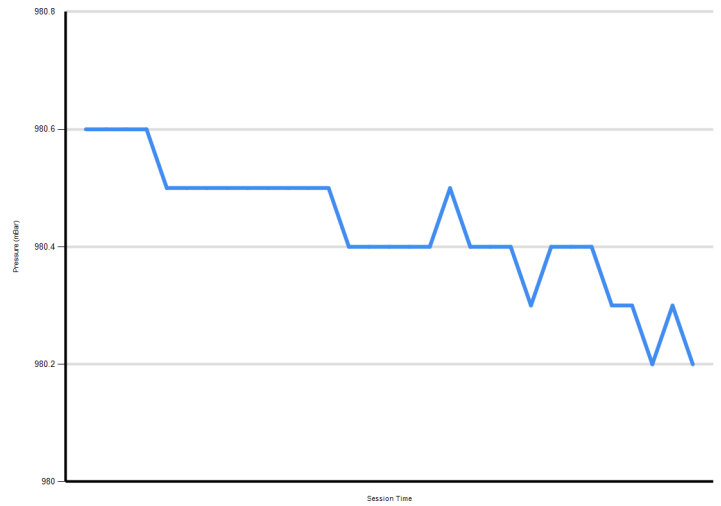
Track Temperature



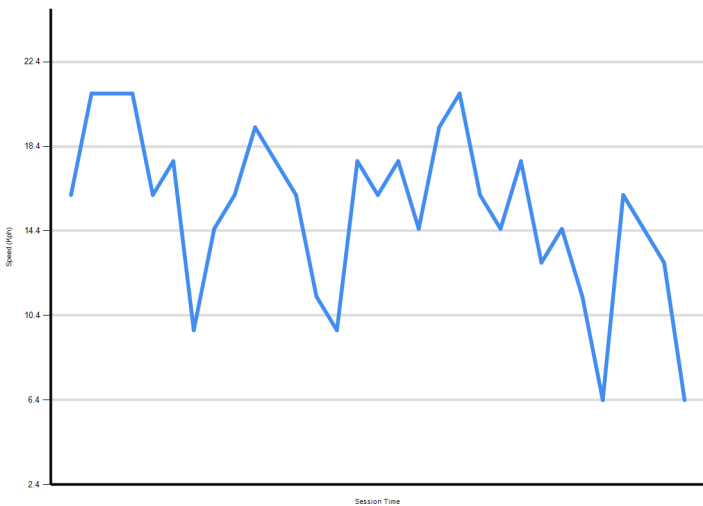
Humidity



Pressure



Wind Speed



Wind direction

