

**INT. ADAC-KARTRENNEN KERPEN  
POWERED BY GTC RACE  
22.-24.09.2023**

**RESULTS BOOKLET | DJKM**





















**GTC** *Race*  
Gran Turismo Cup | Unsere Serie

**DEUTSCHE JUNIOREN-KART-MEISTERSCHAFT  
DEUTSCHE SCHALT-KART-MEISTERSCHAFT  
DMSB-SCHALT-KART-CUP  
MINI 60 BY CHRONO KARTING**

## Deutsche Junioren Kart-Meisterschaft 2023

vorläufig - ohne Gewähr

Pos	StNr.	Fahrer	NAT	Bewerber / Sponsor	B-NAT	Lizenz B-Lizenz	Chassis / Motor / Reifen	R/M	Siege	Gesamt- punkte	Mülsern				Genk				Wackersdorf				Kerpen			
											TQ	Heats	Race 1	Race 2	TQ	Heats	Race 1	Race 2	TQ	Heats	Race 1	Race 2	TQ	Heats	Race 1	Race 2
1	164	Gerstenkorn, Marc	CHE 	TB Racing Team	DEU 	375 12562	KR / IAME / VEGA		3	203	1	10	16	20	10	25	25	10	25	16	9	16	20			
2	195	Strenge, Phil Colin	DEU 	Jens Strenge ADAC Württemberg e.V.	DEU 	25516 BEKT304209	LN / TM / VEGA		2	202	3	12	13	25	3	15	10	20	1	9	20	25	3	10	20	13
3	176	Bayyati, Cemil	DEU 	Lanari Racing Team	DEU 	15366 17166	KR / IAME / VEGA			176	5	15	20	16	1	8	16	9	3	12	9	20	1	12	13	16
4	130	Kornder, Luke	DEU 	SIM-ON	DEU 	12977 17883	Tony Kart / TM / VEGA		2	169	6	9	8	5	12	9	11	5	15	11	8	5	15	25	25	
5	188	Gorcica, David	CZE 	FORZA RACING z.s.	CZE 	23AS0082 23AT00121	MS Kart / TM / VEGA		1	155	9	25	13	9	20	13	7	16	13	8	11	11				
6	127	Brunner Gostner, Alex	ITA 	TB Racing Team	DEU 	460701 12562	KR / IAME / VEGA			93	5	10	11	6	13	16	8	13	11							
7	111	Schindler, Magnus	DEU 	Lanari Racing Team	DEU 	13573 17166	KR / IAME / VEGA			78	7	11	10				6	8	9	7	10	10				
8	107	Papenburg, Tom	NLD 	TB Racing Team	DEU 	42649 12562	KR / IAME / VEGA	R		53	8	8	9	7	11	10										
9	108	Berthold, Julius	DEU 	TB Racing Team	DEU 	35753 12562	KR / IAME / VEGA			49							5	10	10	6	9	9				



## R 14 DJKM (DK-Junior) Race 2

Strecke / track: 1107m

schnellste Runde von Kornder, Luke in: 0:43,917

gestartet: 8 gewertet: 8 nicht gewertet: 0

Pos	Str. Nr.	Fahrer / Driver	NAT	Bewerber / Sponsor	B-NAT	Lizenz / Lizenz	Chassis / Motor / Reifen	Penalty	Points	Runde n	Gesamtzeit / Differenz	Abstand / Gap	beste Runde / best Lap	in R. / in L.	o Geschw. / o Speed
1	130	Kornder, Luke	DEU	SIM-ON	DEU	17883 12977	Tony Kart / TM / VEGA		25	18	13:15,050		0:43,917	16	90,2 km/h
2	164	Gerstenkorn, Marc	CHE	TB Racing Team	DEU	375 12562	KR / IAME / VEGA		20	18	13:21,427 0:06,377	0:06,377	0:44,255	5	89,5 km/h
3	176	Bayyati, Cemil	DEU	Lanari Racing Team	DEU	15366 17166	KR / IAME / VEGA		16	18	13:22,324 0:07,274	0:00,897	0:44,211	10	89,4 km/h
4	131	Kara Osman, Amin	DEU	SIM-ON	DEU	31481 17883	Kosmic / TM / VEGA	*	18	18	13:22,794 0:07,744	0:00,470	0:44,030	5	89,4 km/h
5	195	Streng, Phil Colin	DEU	Jens Streng ADAC Württemberg e.V.	DEU	25516 BEK1304209	LN / TM / VEGA		13	18	13:26,481 0:11,431	0:03,687	0:44,433	12	88,9 km/h
6	188	Gorcica, David	CZE	FORZA RACING z.s.	CZE	23AS0082 23AT00121	MS Kart / TM / VEGA		11	18	13:28,604 0:13,554	0:02,123	0:44,521	14	88,7 km/h
7	111	Schindler, Magnus	DEU	Lanari Racing Team	DEU	13573 17166	KR / IAME / VEGA		10	18	13:32,489 0:17,439	0:03,885	0:44,590	4	88,3 km/h
8	108	Berthold, Julius	DEU	TB Racing Team	DEU	35753 12562	KR / IAME / VEGA		9	18	13:37,827 0:22,777	0:05,338	0:44,992	10	87,7 km/h

Rennleitung: Uwe Fuchs Racedirektor: Horst Seidel  
Sportkommissare: Nikolas Spaderna / Ulrich Bell / Stefanie Srenk  
Techn. Kommissare: H.-J. Dangers / M. Grasshoff / D. Pietzko / C. Schmidt / K.-L. Rusczyński  
Zeitnahme: KART-DATA timing service Franz Schieszler / Manuela Hintner

Zeitinghyme / timekeeping

control  
Franz Schieszler

freigegeben um / posted at: 14:13:20



## R 14 DJKM (OK-Junior) Race 2

Strecke / track: 1107

Fahrername Driver	Kornder Luke	Gerstenkorn Marc	Bayyati Cemil	Kara Osman Amin	Streng Phil Colin	Gorcica David	Schindler Magnus	Berthold Julius
schnellste in Runde	0:43,917 Rn. 16	0:44,255 Rn. 5	0:44,211 Rn. 10	0:44,030 Rn. 5	0:44,433 Rn. 12	0:44,521 Rn. 14	0:44,590 Rn. 4	0:44,992 Rn. 10
Speed	90,7 km/h	90,1 km/h	90,1 km/h	90,5 km/h	89,7 km/h	89,5 km/h	89,4 km/h	88,6 km/h
Lap 1	0:45,096	0:45,544	0:45,973	0:46,425	0:45,709	0:45,887	0:46,769	0:46,643
Lap 2	0:44,233	0:44,490	0:44,506	0:44,556	0:44,657	0:44,759	0:44,983	0:46,056
Lap 3	0:44,094	0:44,339	0:44,965	0:44,897	0:44,540	0:45,570	0:44,677	0:45,058
Lap 4	0:44,176	0:44,381	0:44,342	0:44,544	0:44,726	0:45,032	0:44,590	0:45,076
Lap 5	0:44,129	0:44,255	0:44,223	0:44,030	0:44,469	0:44,775	0:44,794	0:45,205
Lap 6	0:44,088	0:44,352	0:44,390	0:44,162	0:44,540	0:45,203	0:45,179	0:45,209
Lap 7	0:43,961	0:44,396	0:44,640	0:44,504	0:44,668	0:44,717	0:44,967	0:45,112
Lap 8	0:44,011	0:44,486	0:44,421	0:44,771	0:45,016	0:44,754	0:44,818	0:45,104
Lap 9	0:44,179	0:44,272	0:44,280	0:44,453	0:44,523	0:44,763	0:44,751	0:45,090
Lap 10	0:43,975	0:44,336	0:44,211	0:44,254	0:44,665	0:44,614	0:44,883	0:44,992
Lap 11	0:44,015	0:44,366	0:44,381	0:44,194	0:44,515	0:44,740	0:44,670	0:45,099
Lap 12	0:43,933	0:44,486	0:44,404	0:44,131	0:44,433	0:44,771	0:44,994	0:45,052
Lap 13	0:44,058	0:44,437	0:44,322	0:44,226	0:44,978	0:44,545	0:45,142	0:45,239
Lap 14	0:43,926	0:44,293	0:44,278	0:44,297	0:44,782	0:44,521	0:44,926	0:45,199
Lap 15	0:43,921	0:44,366	0:44,243	0:44,302	0:44,645	0:44,529	0:44,966	0:45,677
Lap 16	0:43,917	0:44,367	0:44,229	0:44,253	0:44,721	0:44,555	0:45,121	0:45,299
Lap 17	0:43,994	0:44,344	0:44,290	0:44,119	0:44,693	0:44,638	0:44,916	0:45,428
Lap 18	0:43,932	0:44,429	0:44,327	0:44,582	0:44,728	0:44,603	0:45,298	0:45,479



## R 14 DJKM (OK-Junior) Race 2

Die schnellsten Zeiten

Ort	Nr. Fahrername	Zeit	Streckenl.	Ø Speed
Ziel	130 Kornder,Luke	0:43,917	1107 m	90,7 km/h
Sektion 1	130 Kornder,Luke	0:12,976	329 m	91,3 km/h
Sektion 2	130 Kornder,Luke	0:19,198	475 m	89,1 km/h
Sektion 3	131 Kara Osman,Amin	0:11,621	303 m	93,9 km/h

Runde	Smr.130 Kornder,Luke DEU SIM-ON			Smr.164 Gerstenkorn,Marc CHE TB Racing Team			Smr.176 Bayyaji,Cemil DEU Lanari Racing Team			Smr.131 Kara Osman,Amin DEU SIM-ON			Smr.195 Streng,Phil Colin DEU Jens Streng ADAC Württemberg e.V.							
	theoretisch mögliche Bestzeit	Ziel	Sektion 3	theoretisch mögliche Bestzeit	Ziel	Sektion 3	theoretisch mögliche Bestzeit	Ziel	Sektion 3	theoretisch mögliche Bestzeit	Ziel	Sektion 3	theoretisch mögliche Bestzeit	Ziel	Sektion 3					
1	0:45,096	0:13,745	0:19,514	0:11,837	0:45,544	0:13,924	0:19,841	0:11,779	0:45,973	0:14,292	0:19,805	0:11,876	0:46,425	0:14,473	0:20,021	0:11,931	0:45,709	0:14,174	0:19,741	0:11,794
2	0:44,233	0:13,097	0:19,347	0:11,789	0:44,490	0:13,195	0:19,557	0:11,738	0:44,506	0:13,233	0:19,437	0:11,836	0:44,556	0:13,303	0:19,461	0:11,792	0:44,657	0:13,203	0:19,633	0:11,821
3	0:44,094	0:13,091	0:19,292	0:11,711	0:44,339	0:13,161	0:19,485	0:11,693	0:44,965	0:13,525	0:19,638	0:11,802	0:44,897	0:13,277	0:19,803	0:11,817	0:44,540	0:13,218	0:19,565	0:11,757
4	0:44,176	0:13,085	0:19,384	0:11,707	0:44,381	0:13,161	0:19,466	0:11,754	0:44,342	0:13,143	0:19,435	0:11,764	0:44,544	0:13,299	0:19,536	0:11,709	0:44,726	0:13,283	0:19,701	0:11,742
5	0:44,129	0:13,063	0:19,362	0:11,704	0:44,255	0:13,092	0:19,466	0:11,697	0:44,223	0:13,170	0:19,386	0:11,667	0:44,030	0:13,105	0:19,243	0:11,682	0:44,469	0:13,167	0:19,554	0:11,748
6	0:44,088	0:13,105	0:19,296	0:11,687	0:44,352	0:13,108	0:19,542	0:11,702	0:44,390	0:13,142	0:19,473	0:11,775	0:44,162	0:13,055	0:19,427	0:11,680	0:44,540	0:13,152	0:19,622	0:11,766
7	0:43,961	0:13,041	0:19,240	0:11,680	0:44,396	0:13,117	0:19,558	0:11,721	0:44,640	0:13,284	0:19,488	0:11,868	0:44,504	0:13,137	0:19,541	0:11,826	0:44,668	0:13,314	0:19,585	0:11,769
8	0:44,011	0:13,002	0:19,330	0:11,679	0:44,486	0:13,138	0:19,653	0:11,695	0:44,421	0:13,273	0:19,429	0:11,719	0:44,771	0:13,325	0:19,589	0:11,857	0:45,016	0:13,572	0:19,656	0:11,788
9	0:44,179	0:13,026	0:19,382	0:11,771	0:44,272	0:13,043	0:19,552	0:11,677	0:44,280	0:13,085	0:19,441	0:11,754	0:44,453	0:13,156	0:19,589	0:11,708	0:44,523	0:13,094	0:19,617	0:11,812
10	0:43,975	0:13,018	0:19,263	0:11,694	0:44,336	0:13,120	0:19,562	0:11,654	0:44,211	0:13,109	0:19,373	0:11,729	0:44,254	0:13,133	0:19,405	0:11,716	0:44,665	0:13,417	0:19,543	0:11,705
11	0:44,015	0:13,006	0:19,265	0:11,744	0:44,366	0:13,075	0:19,540	0:11,751	0:44,381	0:13,148	0:19,491	0:11,742	0:44,194	0:13,143	0:19,380	0:11,671	0:44,515	0:13,188	0:19,557	0:11,770
12	0:43,933	0:13,008	0:19,228	0:11,697	0:44,486	0:13,082	0:19,643	0:11,761	0:44,404	0:13,120	0:19,507	0:11,777	0:44,131	0:13,092	0:19,384	0:11,655	0:44,433	0:13,004	0:19,628	0:11,801
13	0:44,058	0:13,045	0:19,255	0:11,758	0:44,437	0:13,120	0:19,595	0:11,722	0:44,322	0:13,168	0:19,386	0:11,768	0:44,226	0:13,113	0:19,429	0:11,684	0:44,978	0:13,217	0:19,965	0:11,796
14	0:43,976	0:12,983	0:19,245	0:11,698	0:44,293	0:13,093	0:19,521	0:11,679	0:44,278	0:13,139	0:19,433	0:11,706	0:44,297	0:13,169	0:19,494	0:11,634	0:44,782	0:13,299	0:19,739	0:11,744
15	0:43,921	0:12,976	0:19,260	0:11,685	0:44,366	0:13,135	0:19,583	0:11,648	0:44,243	0:13,070	0:19,441	0:11,732	0:44,302	0:13,048	0:19,385	0:11,869	0:44,645	0:13,191	0:19,669	0:11,785
16	0:43,917	0:12,988	0:19,233	0:11,696	0:44,367	0:13,063	0:19,562	0:11,742	0:44,229	0:13,145	0:19,412	0:11,672	0:44,253	0:13,157	0:19,475	0:11,621	0:44,721	0:13,194	0:19,754	0:11,773
17	0:43,994	0:12,991	0:19,330	0:11,673	0:44,344	0:13,109	0:19,565	0:11,670	0:44,290	0:13,101	0:19,447	0:11,742	0:44,119	0:13,078	0:19,360	0:11,681	0:44,693	0:13,202	0:19,706	0:11,785
18	0:43,932	0:13,013	0:19,198	0:11,721	0:44,429	0:13,137	0:19,568	0:11,724	0:44,327	0:13,156	0:19,439	0:11,732	0:44,582	0:13,112	0:19,782	0:11,688	0:44,728	0:13,178	0:19,729	0:11,821



## R 14 DJKM (OK-Junior) Race 2

### Die schnellsten Zeiten

Ort	Nr. Fahrername	Zeit	Streckenl.	Ø Speed
Ziel	130 Korndor,Luke	0:43,917	1107 m	90,7 km/h
Sektion 1	130 Korndor,Luke	0:12,976	329 m	91,3 km/h
Sektion 2	130 Korndor,Luke	0:19,198	475 m	89,1 km/h
Sektion 3	131 Kara Osman,Amin	0:11,621	303 m	93,9 km/h

Runde	Smr.188 Gorcica,David CZE FORZA RACING z.s.		Smr.111 Schindler,Magnus DEU Lanari Racing Team		Smr.108 Berthold,Julius DEU TB Racing Team							
	theoretisch mögliche Bestzeit	Ziel	theoretisch mögliche Bestzeit	Ziel	theoretisch mögliche Bestzeit	Ziel						
Runde 1	0:45,887	0:14,156	0:19,927	0:11,804	0:46,769	0:14,690	0:19,948	0:12,131	0:46,643	0:14,294	0:20,379	0:11,970
Runde 2	0:44,759	0:13,317	0:19,587	0:11,855	0:44,983	0:13,508	0:19,587	0:11,888	0:46,056	0:14,214	0:19,826	0:12,016
Runde 3	0:45,570	0:13,815	0:19,910	0:11,845	0:44,677	0:13,291	0:19,565	0:11,821	0:45,058	0:13,412	0:19,693	0:11,953
Runde 4	0:45,032	0:13,580	0:19,627	0:11,825	0:44,590	0:13,218	0:19,535	0:11,837	0:45,076	0:13,353	0:19,832	0:11,891
Runde 5	0:44,775	0:13,274	0:19,671	0:11,830	0:44,794	0:13,305	0:19,532	0:11,957	0:45,205	0:13,327	0:19,843	0:12,035
Runde 6	0:45,203	0:13,204	0:19,891	0:12,108	0:45,179	0:13,193	0:19,711	0:12,275	0:45,209	0:13,314	0:19,850	0:12,045
Runde 7	0:44,717	0:13,295	0:19,579	0:11,843	0:44,967	0:13,237	0:19,841	0:11,889	0:45,112	0:13,399	0:19,792	0:11,921
Runde 8	0:44,754	0:13,177	0:19,686	0:11,891	0:44,818	0:13,172	0:19,743	0:11,903	0:45,104	0:13,388	0:19,845	0:11,871
Runde 9	0:44,763	0:13,230	0:19,641	0:11,892	0:44,751	0:13,172	0:19,609	0:11,970	0:45,090	0:13,292	0:19,903	0:11,895
Runde 10	0:44,614	0:13,177	0:19,622	0:11,815	0:44,883	0:13,274	0:19,741	0:11,868	0:44,992	0:13,281	0:19,782	0:11,929
Runde 11	0:44,740	0:13,241	0:19,645	0:11,854	0:44,670	0:13,160	0:19,653	0:11,857	0:45,099	0:13,372	0:19,739	0:11,988
Runde 12	0:44,771	0:13,233	0:19,658	0:11,880	0:44,994	0:13,231	0:19,801	0:11,962	0:45,052	0:13,345	0:19,753	0:11,954
Runde 13	0:44,545	0:13,202	0:19,632	0:11,711	0:45,142	0:13,195	0:19,829	0:12,118	0:45,239	0:13,400	0:19,789	0:12,050
Runde 14	0:44,521	0:13,164	0:19,550	0:11,807	0:44,926	0:13,275	0:19,754	0:11,897	0:45,199	0:13,394	0:19,909	0:11,896
Runde 15	0:44,529	0:13,183	0:19,549	0:11,797	0:44,966	0:13,255	0:19,869	0:11,842	0:45,677	0:13,700	0:19,967	0:12,010
Runde 16	0:44,555	0:13,122	0:19,593	0:11,840	0:45,121	0:13,308	0:19,848	0:11,965	0:45,299	0:13,477	0:19,850	0:11,972
Runde 17	0:44,638	0:13,153	0:19,618	0:11,867	0:44,916	0:13,259	0:19,755	0:11,902	0:45,428	0:13,398	0:19,738	0:12,292
Runde 18	0:44,603	0:13,245	0:19,566	0:11,792	0:45,298	0:13,339	0:19,906	0:12,053	0:45,479	0:13,558	0:19,904	0:12,017

**R 14 DJKM (OK-Junior) Race 2**

Ziel		Sektion 1		Sektion 2		Sektion 3	
Fahrername	Zeit	Fahrername	Zeit	Fahrername	Zeit	Fahrername	Zeit
1 130 Kornder,Luke	0:43,917	130 Kornder,Luke	0:12,976	130 Kornder,Luke	0:19,198	131 Kara Osman,Amin	0:11,621
2 131 Kara Osman,Amin	0:44,030	195 Strenge,Phil Colin	0:13,004	131 Kara Osman,Amin	0:19,243	164 Gerstenkorn,Marc	0:11,648
3 176 Bayyati,Cemil	0:44,211	164 Gerstenkorn,Marc	0:13,043	176 Bayyati,Cemil	0:19,373	176 Bayyati,Cemil	0:11,667
4 164 Gerstenkorn,Marc	0:44,255	131 Kara Osman,Amin	0:13,048	164 Gerstenkorn,Marc	0:19,466	130 Kornder,Luke	0:11,673
5 195 Strenge,Phil Colin	0:44,433	176 Bayyati,Cemil	0:13,070	111 Schindler,Magnus	0:19,532	195 Strenge,Phil Colin	0:11,705
6 188 Goricca,David	0:44,521	188 Goricca,David	0:13,122	195 Strenge,Phil Colin	0:19,543	188 Goricca,David	0:11,711
7 111 Schindler,Magnus	0:44,590	111 Schindler,Magnus	0:13,160	188 Goricca,David	0:19,549	111 Schindler,Magnus	0:11,821
8 108 Berthold,Julius	0:44,992	108 Berthold,Julius	0:13,281	108 Berthold,Julius	0:19,693	108 Berthold,Julius	0:11,871



Strecke / track: 1107m  
gestartet: 8 gewertet: 8 nicht gewertet: 0

schnellste Runde von Kornder, Luke in: 0:44,071

Pos	Str. Nr.	Fahrer Driver	NAT	Bewerber / Sponsor	B-NAT	Lizenz B-Lizenz	Chassis / Motor / Reifen	Penalty	Points	Runden Laps	Gesamtheit Differenz	Abstand Gap	beste Runde best Lap	in R. in L.	o Geschw. u Speed
1	130	Kornder, Luke	DEU	SIM-ON	DEU	12977 17883	Tony Kart / TM / VEGA		25	18	13:21,761		0:44,071	15	89,5 km/h 90,4 km/h
2	195	Streng, Phil Colin	DEU	Jens Streng ADAC Württemberg e.V.	DEU	25516 BEK1304209	LN / TM / VEGA		20	18	13:27,909 0:06,148	0:06,148	0:44,412	15	88,8 km/h 89,7 km/h
3	164	Gerstenkorn, Marc	CHE	TB Racing Team	DEU	375 12562	KR / IAME / VEGA		16	18	13:29,166 0:07,405	0:01,257	0:44,442	9	88,7 km/h 89,7 km/h
4	176	Bayyati, Cemil	DEU	Lanari Racing Team	DEU	15366 17166	KR / IAME / VEGA		13	18	13:29,909 0:08,148	0:00,743	0:44,489	11	88,6 km/h 89,6 km/h
5	188	Gorcica, David	CZE	FORZA RACING z.s.	CZE	23AS0082 23AT00121	MS Kart / TM / VEGA		11	18	13:37,115 0:15,354	0:07,206	0:44,897	16	87,8 km/h 88,8 km/h
6	111	Schindler, Magnus	DEU	Lanari Racing Team	DEU	13573 17166	KR / IAME / VEGA		10	18	13:39,636 0:17,875	0:02,521	0:45,051	12	87,5 km/h 88,5 km/h
7	108	Berthold, Julius	DEU	TB Racing Team	DEU	35753 12562	KR / IAME / VEGA		9	18	13:50,930 0:29,169	0:11,294	0:45,357	8	86,3 km/h 87,9 km/h
8	131	Kara Osman, Amin	DEU	SIM-ON	DEU	31481 17883	Kosmic / TM / VEGA		*	1	0:50,356 DNF		0:47,650	1	79,1 km/h 83,6 km/h

Rennleitung: Uwe Fuchs Racedirektor: Horst Seidel  
Sportkommissare: Nikolas Spaderna / Ulrich Bell / Stefanie Srenk  
Techn. Kommissare: H.-J. Dangers / M. Grasshoff / D. Pietzko / C. Schmidt / K.-L. Rusczyński  
Zeitnahme: KART-DATA timing service Franz Schieszler / Manuela Hintner

Zeitnahme / timekeeping

control *Schieszler*  
Franz Schieszler

freigegeben um / posted at: 10:50:29



4	108	DEU Berthold Julius Startposition 7
3	188	CZE Gorcica David Startposition 5
2	164	CHE Gerstenkorn Marc Startposition 3
1	130	DEU Kornder Luke Startposition 1

4	131	DEU Kara Osman Amin Startposition 8
3	111	DEU Schindler Magnus Startposition 6
2	176	DEU Bayyati Cemil Startposition 4
1	195	DEU Strengre Phil Colin Startposition 2



**Starting Grid DJKM (OK-Junior)**

**Rennen 14**



## R 10 DJKM (OK-Junior) Race 1

Strecke / track: 1107

Fahrername Driver	Kornder Luke	Streng Phil Colin	Gerstenkorn Marc	Bayyati Cemil	Gorcica David	Schindler Magnus	Berthold Julius	Kara Osman Amin
schnellste in Runde	0:44,071 Rn. 15	0:44,412 Rn. 15	0:44,442 Rn. 9	0:44,489 Rn. 11	0:44,897 Rn. 16	0:45,051 Rn. 12	0:45,357 Rn. 8	0:47,650 Rn. 1
Speed	90,4 km/h	89,7 km/h	89,7 km/h	89,6 km/h	88,8 km/h	88,5 km/h	87,9 km/h	83,6 km/h
Lap 1	0:45,961	0:46,296	0:46,676	0:46,105	0:47,347	0:46,814	0:50,591	0:47,650
Lap 2	0:44,793	0:45,904	0:45,095	0:46,072	0:45,344	0:45,520	0:46,683	
Lap 3	0:44,524	0:44,888	0:45,003	0:44,840	0:45,101	0:45,066	0:46,157	
Lap 4	0:44,513	0:44,634	0:44,647	0:44,693	0:45,059	0:45,204	0:46,192	
Lap 5	0:44,500	0:44,640	0:44,782	0:44,995	0:45,319	0:45,339	0:45,897	
Lap 6	0:44,408	0:44,650	0:45,107	0:44,836	0:45,172	0:45,159	0:45,776	
Lap 7	0:44,330	0:44,497	0:44,728	0:44,718	0:45,589	0:45,338	0:45,677	
Lap 8	0:44,284	0:44,615	0:44,964	0:45,063	0:45,051	0:45,282	0:45,357	
Lap 9	0:44,276	0:44,486	0:44,442	0:44,625	0:45,087	0:45,257	0:45,445	
Lap 10	0:44,207	0:44,472	0:44,660	0:44,563	0:45,136	0:45,452	0:45,530	
Lap 11	0:44,308	0:44,574	0:44,633	0:44,489	0:45,255	0:45,300	0:45,507	
Lap 12	0:44,273	0:44,672	0:44,621	0:44,723	0:44,972	0:45,051	0:45,502	
Lap 13	0:44,278	0:44,458	0:44,527	0:44,803	0:45,087	0:45,079	0:45,450	
Lap 14	0:44,089	0:44,431	0:44,581	0:44,584	0:44,916	0:45,116	0:45,912	
Lap 15	0:44,071	0:44,412	0:44,482	0:44,514	0:44,986	0:45,246	0:45,641	
Lap 16	0:44,142	0:44,454	0:44,517	0:44,612	0:44,897	0:45,661	0:45,449	
Lap 17	0:44,095	0:44,638	0:44,478	0:44,597	0:44,972	0:45,506	0:45,564	
Lap 18	0:44,131	0:44,541	0:44,498	0:44,505	0:45,008	0:45,428	0:45,574	



## R 10 DJKM (OK-Junior) Race 1

### Die schnellsten Zeiten

Ort	Nr. Fahrername	Zeit	Streckenl.	Ø Speed
Ziel	130 Kornder, Luke	0:44,071	1107 m	90,4 km/h
Sektion 1	130 Kornder, Luke	0:13,028	329 m	90,9 km/h
Sektion 2	130 Kornder, Luke	0:19,263	475 m	88,8 km/h
Sektion 3	195 Strenge, Phil Colin	0:11,641	303 m	93,7 km/h

Runde	Smr. 130 Kornder, Luke DEU SIM-ON			Smr. 195 Strenge, Phil Colin DEU			Smr. 164 Gerstenkorn, Marc CHE TB Racing Team			Smr. 176 Bayyati, Cemil DEU Lanari Racing Team			Smr. 188 Gorcica, David CZE FORZA RACING z.s.							
	theoretisch mögliche Bestzeit	Ziel	Sektion	theoretisch mögliche Bestzeit	Ziel	Sektion	theoretisch mögliche Bestzeit	Ziel	Sektion	theoretisch mögliche Bestzeit	Ziel	Sektion	theoretisch mögliche Bestzeit	Ziel	Sektion					
1	0:45,961	0:14,055	0:19,714	0:12,192	0:46,296	0:14,479	0:19,950	0:11,867	0:46,676	0:14,578	0:20,034	0:12,064	0:46,105	0:13,799	0:19,972	0:12,334	0:47,347	0:14,878	0:20,308	0:12,161
2	0:44,793	0:13,458	0:19,408	0:11,927	0:45,904	0:13,389	0:20,581	0:11,934	0:45,095	0:13,238	0:19,989	0:11,868	0:46,072	0:13,534	0:20,582	0:11,956	0:45,344	0:13,488	0:19,889	0:11,967
3	0:44,524	0:13,218	0:19,462	0:11,844	0:44,888	0:13,362	0:19,630	0:11,896	0:45,003	0:13,275	0:19,768	0:11,960	0:44,840	0:13,284	0:19,578	0:11,978	0:45,101	0:13,427	0:19,737	0:11,937
4	0:44,513	0:13,184	0:19,443	0:11,886	0:44,634	0:13,287	0:19,620	0:11,727	0:44,647	0:13,215	0:19,595	0:11,837	0:44,693	0:13,303	0:19,600	0:11,790	0:45,059	0:13,405	0:19,675	0:11,979
5	0:44,500	0:13,212	0:19,479	0:11,809	0:44,640	0:13,323	0:19,553	0:11,764	0:44,782	0:13,282	0:19,730	0:11,770	0:44,995	0:13,583	0:19,631	0:11,781	0:45,319	0:13,537	0:19,842	0:11,940
6	0:44,408	0:13,132	0:19,448	0:11,828	0:44,650	0:13,250	0:19,687	0:11,713	0:45,107	0:13,228	0:19,966	0:11,913	0:44,836	0:13,338	0:19,654	0:11,844	0:45,172	0:13,424	0:19,782	0:11,966
7	0:44,330	0:13,127	0:19,411	0:11,792	0:44,497	0:13,238	0:19,618	0:11,641	0:44,728	0:13,213	0:19,668	0:11,847	0:44,718	0:13,326	0:19,557	0:11,835	0:45,589	0:13,440	0:20,158	0:11,991
8	0:44,284	0:13,103	0:19,398	0:11,783	0:44,615	0:13,212	0:19,566	0:11,837	0:44,964	0:13,387	0:19,836	0:11,741	0:45,063	0:13,492	0:19,735	0:11,836	0:45,051	0:13,409	0:19,743	0:11,899
9	0:44,276	0:13,082	0:19,406	0:11,788	0:44,486	0:13,153	0:19,656	0:11,677	0:44,442	0:13,092	0:19,571	0:11,779	0:44,625	0:13,286	0:19,542	0:11,797	0:45,087	0:13,380	0:19,838	0:11,869
10	0:44,207	0:13,053	0:19,404	0:11,750	0:44,472	0:13,139	0:19,572	0:11,761	0:44,660	0:13,175	0:19,753	0:11,732	0:44,563	0:13,241	0:19,530	0:11,792	0:45,136	0:13,410	0:19,785	0:11,941
11	0:44,308	0:13,229	0:19,355	0:11,724	0:44,574	0:13,235	0:19,571	0:11,768	0:44,633	0:13,193	0:19,638	0:11,802	0:44,489	0:13,234	0:19,530	0:11,725	0:45,255	0:13,529	0:19,911	0:11,815
12	0:44,273	0:13,130	0:19,331	0:11,812	0:44,672	0:13,284	0:19,597	0:11,791	0:44,621	0:13,162	0:19,708	0:11,751	0:44,723	0:13,283	0:19,622	0:11,818	0:44,972	0:13,319	0:19,790	0:11,863
13	0:44,278	0:13,099	0:19,402	0:11,777	0:44,458	0:13,130	0:19,617	0:11,711	0:44,527	0:13,136	0:19,712	0:11,679	0:44,803	0:13,248	0:19,714	0:11,841	0:45,087	0:13,313	0:19,828	0:11,946
14	0:44,089	0:13,062	0:19,293	0:11,734	0:44,431	0:13,161	0:19,566	0:11,704	0:44,581	0:13,213	0:19,640	0:11,728	0:44,584	0:13,216	0:19,570	0:11,798	0:44,916	0:13,318	0:19,757	0:11,841
15	0:44,071	0:13,086	0:19,263	0:11,722	0:44,412	0:13,197	0:19,571	0:11,644	0:44,482	0:13,144	0:19,636	0:11,702	0:44,514	0:13,175	0:19,570	0:11,769	0:44,986	0:13,374	0:19,704	0:11,908
16	0:44,142	0:13,125	0:19,301	0:11,716	0:44,454	0:13,174	0:19,619	0:11,661	0:44,517	0:13,147	0:19,560	0:11,810	0:44,612	0:13,229	0:19,589	0:11,794	0:44,897	0:13,344	0:19,653	0:11,900
17	0:44,095	0:13,070	0:19,275	0:11,750	0:44,638	0:13,214	0:19,683	0:11,741	0:44,478	0:13,175	0:19,570	0:11,733	0:44,597	0:13,244	0:19,579	0:11,774	0:44,972	0:13,344	0:19,670	0:11,958
18	0:44,131	0:13,028	0:19,344	0:11,759	0:44,541	0:13,225	0:19,611	0:11,705	0:44,498	0:13,195	0:19,612	0:11,691	0:44,505	0:13,171	0:19,560	0:11,774	0:45,008	0:13,402	0:19,719	0:11,887



## R 10 DJKM (OK-Junior) Race 1

### Die schnellsten Zeiten

Ort	Nr. Fahrername	Zeit	Streckenl.	Ø Speed
Ziel	130 Korndor, Luke	0:44,071	1107 m	90,4 km/h
Sektion 1	130 Korndor, Luke	0:13,028	329 m	90,9 km/h
Sektion 2	130 Korndor, Luke	0:19,263	475 m	88,8 km/h
Sektion 3	195 Stransge, Phil Colin	0:11,641	303 m	93,7 km/h

#### Smr.111 Schindler,Magnus

DEU

Lanari Racing Team

theoretisch mögliche Bestzeit 0:44,913

	Ziel	Sektion 1	Sektion 2	Sektion 3
Runde 1	0:46,814	0:14,673	0:20,049	0:12,092
Runde 2	0:45,520	0:13,446	0:20,079	0:11,995
Runde 3	0:45,066	0:13,355	0:19,755	0:11,956
Runde 4	0:45,204	0:13,375	0:19,778	0:12,051
Runde 5	0:45,339	0:13,481	0:19,858	0:12,000
Runde 6	0:45,159	0:13,440	0:19,785	0:11,934
Runde 7	0:45,338	0:13,534	0:19,798	0:12,006
Runde 8	0:45,282	0:13,477	0:19,802	0:12,003
Runde 9	0:45,257	0:13,470	0:19,811	0:11,976
Runde 10	0:45,452	0:13,683	0:19,860	0:11,909
Runde 11	0:45,300	0:13,512	0:19,778	0:12,010
Runde 12	0:45,051	0:13,314	0:19,828	0:11,909
Runde 13	0:45,079	0:13,437	0:19,798	0:11,844
Runde 14	0:45,116	0:13,319	0:19,884	0:11,913
Runde 15	0:45,246	0:13,339	0:19,941	0:11,966
Runde 16	0:45,661	0:13,499	0:20,126	0:12,036
Runde 17	0:45,506	0:13,711	0:19,850	0:11,945
Runde 18	0:45,428	0:13,514	0:19,798	0:12,116

#### Smr.108 Berthold,Julius

DEU

TB Racing Team

theoretisch mögliche Bestzeit 0:45,154

	Ziel	Sektion 1	Sektion 2	Sektion 3
Runde 1	0:50,591	0:15,094	0:20,443	0:15,054
Runde 2	0:46,683	0:14,142	0:20,231	0:12,310
Runde 3	0:46,157	0:13,838	0:20,102	0:12,217
Runde 4	0:46,192	0:13,807	0:20,089	0:12,296
Runde 5	0:45,897	0:13,664	0:20,011	0:12,222
Runde 6	0:45,776	0:13,465	0:20,105	0:12,206
Runde 7	0:45,677	0:13,523	0:19,999	0:12,155
Runde 8	0:45,357	0:13,391	0:19,878	0:12,088
Runde 9	0:45,445	0:13,497	0:19,799	0:12,149
Runde 10	0:45,530	0:13,409	0:19,995	0:12,126
Runde 11	0:45,507	0:13,480	0:20,063	0:11,964
Runde 12	0:45,502	0:13,413	0:20,038	0:12,051
Runde 13	0:45,450	0:13,404	0:20,001	0:12,045
Runde 14	0:45,912	0:13,403	0:20,346	0:12,163
Runde 15	0:45,641	0:13,446	0:20,134	0:12,061
Runde 16	0:45,449	0:13,408	0:19,956	0:12,085
Runde 17	0:45,564	0:13,614	0:19,862	0:12,088
Runde 18	0:45,574	0:13,446	0:20,039	0:12,089

#### Smr.131 Kara Osman,Amin

DEU

SIM-ON

theoretisch mögliche Bestzeit 0:47,650

	Ziel	Sektion 1	Sektion 2	Sektion 3
Runde 1	0:47,650	0:15,207	0:20,216	0:12,227
Runde 2	0:47,650	0:15,207	0:20,216	0:12,227

**R 10 DJKM (OK-Junior) Race 1**

Ziel		Sektion 1		Sektion 2		Sektion 3	
Fahrername	Zeit	Fahrername	Zeit	Fahrername	Zeit	Fahrername	Zeit
1 130 Kornder,Luke	0:44,071	130 Kornder,Luke	0:13,028	130 Kornder,Luke	0:19,263	195 Strenge,Phil Colin	0:11,641
2 195 Strenge,Phil Colin	0:44,412	164 Gerstenkorn,Marc	0:13,092	176 Bayyati,Cemil	0:19,530	164 Gerstenkorn,Marc	0:11,679
3 164 Gerstenkorn,Marc	0:44,442	195 Strenge,Phil Colin	0:13,130	195 Strenge,Phil Colin	0:19,553	130 Kornder,Luke	0:11,716
4 176 Bayyati,Cemil	0:44,489	176 Bayyati,Cemil	0:13,171	164 Gerstenkorn,Marc	0:19,560	176 Bayyati,Cemil	0:11,725
5 188 Górcica,David	0:44,897	188 Górcica,David	0:13,313	188 Górcica,David	0:19,653	188 Górcica,David	0:11,815
6 111 Schindler,Magnus	0:45,051	111 Schindler,Magnus	0:13,314	111 Schindler,Magnus	0:19,755	111 Schindler,Magnus	0:11,844
7 108 Berthold,Julius	0:45,357	108 Berthold,Julius	0:13,391	108 Berthold,Julius	0:19,799	108 Berthold,Julius	0:11,964
8 131 Kara Osman,Amin	0:47,650	131 Kara Osman,Amin	0:15,207	131 Kara Osman,Amin	0:20,216	131 Kara Osman,Amin	0:12,227



Strecke / track: 1107m

gestartet: 8 gewertet: 8 nicht gewertet: 0

Pos	Str. Nr.	Fahrer Driver	NAT	Bewerber / Sponsor	B-NAT	Lizenz R-Lizenz	Chassis / Motor / Reifen	Runden Laps	Gesamtzeit Differenz	Abstand Gap	beste Runde best Lap	in R. in L.	Ø Geschw. Ø Speed
1	131	Kara Osman, Amin	DEU	SIM-ON	DEU	31481 17883	Kosmic / TM / VEGA	11			0:44,391	11	89,8 km/h
2	130	Kornder, Luke	DEU	SIM-ON	DEU	12977 17883	Tony Kart / TM / VEGA	11	0:00,170	0:00,170	0:44,561	10	89,4 km/h
3	164	Gerstenkorn, Marc	CHE	TB Racing Team	DEU	375 12562	KR / IAME / VEGA	13	0:00,175	0:00,005	0:44,566	13	89,4 km/h
4	195	Strenge, Phil Colin	DEU	Jens Strenge ADAC Württemberg e.V.	DEU	25516 BEK1304209	LN / TM / VEGA	12	0:00,353	0:00,178	0:44,744	8	89,1 km/h
5	176	Bayyati, Cemil	DEU	Lanari Racing Team	DEU	15366 17166	KR / IAME / VEGA	12	0:00,642	0:00,289	0:45,033	9	88,5 km/h
6	188	Gorcica, David	CZE	FORZA RACING z.s.	CZE	23AS0082 23AT00121	MS Kart / TM / VEGA	12	0:00,666	0:00,024	0:45,057	8	88,4 km/h
7	111	Schindler, Magnus	DEU	Lanari Racing Team	DEU	13573 17166	KR / IAME / VEGA	12	0:00,735	0:00,069	0:45,126	8	88,3 km/h
8	108	Berthold, Julius	DEU	TB Racing Team	DEU	35753 12562	KR / IAME / VEGA	11	0:01,429	0:00,694	0:45,820	11	87,0 km/h

Rennleitung: Uwe Fuchs Racedirektor: Horst Seidel

Sportkommissare: Nikolas Spaderna / Ulrich Bell / Stefanie Srenk

Techn. Kommissare: H.-J. Dangers / M. Grasshoff / D. Pietzko / C. Schmidt / K.-L. Rusczyński

Zeitnahme: KART-DATA timing service Franz Schieszler / Manuela Hintner



## warm up DJKM (OK-Junior)

Strecke / track: 1107      gestartet: 8      gewertet: 8      nicht gewertet: 0

Fahrername Driver	Kara Osman Amin	Kornder Luke	Gerstenkorn Marc	Streng Phil Colin	Bayyari Cemil	Gorcica David	Schindler Magnus	Berthold Julius
schnellste in Runde	0:44,391 Rn. 11	0:44,561 Rn. 10	0:44,566 Rn. 13	0:44,744 Rn. 8	0:45,033 Rn. 9	0:45,057 Rn. 8	0:45,126 Rn. 8	0:45,820 Rn. 11
Speed	89,8 km/h	89,4 km/h	89,4 km/h	89,1 km/h	88,5 km/h	88,4 km/h	88,3 km/h	87,0 km/h
Lap 1	0:51,446	0:50,276	0:51,171	0:51,240	0:51,748	0:52,380	0:52,339	1:01,113
Lap 2	0:47,439	0:46,106	0:47,954	0:53,320	0:46,940	0:49,647	0:48,964	0:50,079
Lap 3	0:45,219	0:45,107	0:45,739	0:45,873	0:46,891	0:45,906	0:47,716	0:47,881
Lap 4	0:44,859	0:44,788	0:45,403	0:45,579	0:45,820	0:45,573	0:45,894	0:47,507
Lap 5	0:44,829	0:44,735	0:45,697	0:45,004	0:45,303	0:45,336	0:45,585	0:46,869
Lap 6	0:44,744	0:44,600	0:45,170	0:44,852	0:45,284	0:45,268	0:45,403	0:46,520
Lap 7	1:34,975	1:35,964	0:44,912	0:44,766	0:45,225	0:45,280	0:45,466	1:25,635
Lap 8	0:45,456	0:45,283	0:45,048	0:44,744	0:45,125	0:45,057	0:45,126	0:48,045
Lap 9	0:44,581	0:44,639	0:44,699	0:44,768	0:45,033	0:45,852	0:45,408	0:46,183
Lap 10	0:44,564	0:44,561	0:44,770	0:46,474	0:45,066	0:45,964	0:45,396	0:45,937
Lap 11	0:44,391	0:44,701	0:44,981	0:44,951	0:45,151	0:45,164	0:45,394	0:45,820
Lap 12			0:44,798	0:45,751	0:45,069	0:45,079		
Lap 13			0:44,566					



**warm up DJKM (OK-Junior)**

Die schnellsten Zeiten

Ort	Nr. Fahrername	Zeit	Streckenl.	Ø Speed
Ziel	131 Kara Osman,Amin	0:44,391	1107 m	89,8 km/h
Sektion 1	131 Kara Osman,Amin	0:13,137	329 m	90,2 km/h
Sektion 2	131 Kara Osman,Amin	0:19,400	475 m	88,1 km/h
Sektion 3	164 Gerstenkorn,Marc	0:11,699	303 m	93,2 km/h

**Smr.131 Kara Osman,Amin**  
DEU  
SIM-ON

theoretisch mögliche Bestzeit 0:44,377

Runde	Ziel	Sektion 1	Sektion 2	Sektion 3
Runde 1	0:51,446	0:16,984	0:21,608	0:12,854
Runde 2	0:47,439	0:14,978	0:20,289	0:12,172
Runde 3	0:45,219	0:13,482	0:19,705	0:12,032
Runde 4	0:44,859	0:13,272	0:19,579	0:12,008
Runde 5	0:44,829	0:13,260	0:19,591	0:11,978
Runde 6	0:44,744	0:13,216	0:19,653	0:11,875
Runde 7	1:34,975	0:13,446	0:20,145	1:01,384
Runde 8	0:45,456	0:13,822	0:19,668	0:11,966
Runde 9	0:44,581	0:13,229	0:19,512	0:11,840
Runde 10	0:44,564	0:13,194	0:19,481	0:11,889
Runde 11	0:44,391	0:13,137	0:19,400	0:11,854
Runde 12		0:13,327	0:19,643	
Runde 13				

**Smr.130 Kornrder,Luke**  
DEU  
SIM-ON

theoretisch mögliche Bestzeit 0:44,431

Runde	Ziel	Sektion 1	Sektion 2	Sektion 3
Runde 1	0:50,276	0:16,290	0:21,484	0:12,502
Runde 2	0:46,106	0:14,134	0:19,728	0:12,244
Runde 3	0:45,107	0:13,571	0:19,540	0:11,996
Runde 4	0:44,788	0:13,300	0:19,537	0:11,951
Runde 5	0:44,735	0:13,300	0:19,509	0:11,926
Runde 6	0:44,600	0:13,190	0:19,427	0:11,983
Runde 7	1:35,964	0:13,199	0:19,540	1:03,225
Runde 8	0:45,283	0:13,839	0:19,546	0:11,898
Runde 9	0:44,639	0:13,251	0:19,486	0:11,902
Runde 10	0:44,561	0:13,304	0:19,443	0:11,814
Runde 11	0:44,701	0:13,302	0:19,484	0:11,915
Runde 12		0:13,238	0:19,442	
Runde 13				

**Smr.164 Gerstenkorn,Marc**  
CHE  
TB Racing Team

theoretisch mögliche Bestzeit 0:44,541

Runde	Ziel	Sektion 1	Sektion 2	Sektion 3
Runde 1	0:44,566	0:13,299	0:19,543	0:11,699
Runde 2	0:51,171	0:16,509	0:21,477	0:13,185
Runde 3	0:47,954	0:14,233	0:21,376	0:12,345
Runde 4	0:45,739	0:13,708	0:19,958	0:12,073
Runde 5	0:45,403	0:13,469	0:19,889	0:12,045
Runde 6	0:45,697	0:13,425	0:20,266	0:12,006
Runde 7	0:45,170	0:13,380	0:19,930	0:11,860
Runde 8	0:44,912	0:13,397	0:19,741	0:11,774
Runde 9	0:45,048	0:13,346	0:19,744	0:11,958
Runde 10	0:44,699	0:13,312	0:19,575	0:11,812
Runde 11	0:44,770	0:13,299	0:19,636	0:11,835
Runde 12	0:44,981	0:13,344	0:19,620	0:12,017
Runde 13	0:44,798	0:13,320	0:19,670	0:11,808
	0:44,566	0:13,324	0:19,543	0:11,699

**Smr.195 Strenge,Phil Collin**  
DEU  
Jens Strenge ADAC Württemberg e.V.

theoretisch mögliche Bestzeit 0:44,590

Runde	Ziel	Sektion 1	Sektion 2	Sektion 3
Runde 1	0:44,744	0:13,313	0:19,513	0:11,764
Runde 2	0:51,240	0:16,393	0:21,489	0:13,358
Runde 3	0:53,320	0:15,313	0:25,341	0:12,666
Runde 4	0:45,873	0:13,899	0:20,011	0:11,963
Runde 5	0:45,579	0:13,539	0:19,757	0:12,283
Runde 6	0:45,004	0:13,347	0:19,709	0:11,948
Runde 7	0:44,852	0:13,347	0:19,665	0:11,840
Runde 8	0:44,766	0:13,334	0:19,613	0:11,819
Runde 9	0:44,744	0:13,333	0:19,612	0:11,799
Runde 10	0:44,768	0:13,491	0:19,513	0:11,764
Runde 11	0:46,474	0:13,313	0:19,755	0:13,406
Runde 12	0:44,951	0:13,490	0:19,671	0:11,790
Runde 13	0:45,751	0:13,334	0:19,805	0:12,612
		0:13,618	0:20,814	

**Smr.176 Bayyati,Cemil**  
DEU  
Lanari Racing Team

theoretisch mögliche Bestzeit 0:44,932

Runde	Ziel	Sektion 1	Sektion 2	Sektion 3
Runde 1	0:45,033	0:13,479	0:19,599	0:11,854
Runde 2	0:51,748	0:17,124	0:21,817	0:12,807
Runde 3	0:46,940	0:14,308	0:20,000	0:12,632
Runde 4	0:46,891	0:14,524	0:20,221	0:12,146
Runde 5	0:45,820	0:13,725	0:19,959	0:12,136
Runde 6	0:45,303	0:13,584	0:19,717	0:12,002
Runde 7	0:45,284	0:13,597	0:19,729	0:11,958
Runde 8	0:45,225	0:13,588	0:19,693	0:11,944
Runde 9	0:45,125	0:13,614	0:19,657	0:11,854
Runde 10	0:45,033	0:13,530	0:19,599	0:11,904
Runde 11	0:45,066	0:13,479	0:19,715	0:11,872
Runde 12	0:45,151	0:13,518	0:19,703	0:11,930
Runde 13	0:45,069	0:13,510	0:19,696	0:11,863



**warm up DJKM (OK-Junior)**

Die schnellsten Zeiten

Ort	Nr. Fahrername	Zeit	Streckenl.	Ø Speed
Ziel	131 Kara Osman,Amin	0:44,391	1107 m	89,8 km/h
Sektion 1	131 Kara Osman,Amin	0:13,137	329 m	90,2 km/h
Sektion 2	131 Kara Osman,Amin	0:19,400	475 m	88,1 km/h
Sektion 3	164 Gerstenkorn,Marc	0:11,699	303 m	93,2 km/h

Stnr.188 Gorcica,David  
CZE

FORZA RACING z.s.

theoretisch mögliche Bestzeit 0:44,954

	Ziel	Sektion 1	Sektion 2	Sektion 3
Runde 1	0:45,057	0:13,316	0:19,740	0:11,898
Runde 2	0:52,380	0:16,994	0:22,198	0:13,188
Runde 3	0:49,647	0:14,676	0:22,659	0:12,312
Runde 4	0:45,906	0:13,769	0:20,046	0:12,091
Runde 5	0:45,573	0:13,613	0:19,996	0:11,964
Runde 6	0:45,336	0:13,497	0:19,842	0:11,997
Runde 7	0:45,268	0:13,455	0:19,806	0:12,007
Runde 8	0:45,280	0:13,479	0:19,837	0:11,964
Runde 9	0:45,057	0:13,401	0:19,753	0:11,903
Runde 10	0:45,852	0:13,924	0:20,030	0:11,898
Runde 11	0:45,964	0:13,376	0:19,756	0:12,832
Runde 12	0:45,164	0:13,461	0:19,794	0:11,909
Runde 13	0:45,079	0:13,406	0:19,740	0:11,933
		0:13,316	0:19,984	

Stnr.111 Schindler,Magnus  
DEU

Lanari Racing Team

theoretisch mögliche Bestzeit 0:45,057

	Ziel	Sektion 1	Sektion 2	Sektion 3
Runde 1	0:45,126	0:13,410	0:19,769	0:11,878
Runde 2	0:52,339	0:16,882	0:22,296	0:13,161
Runde 3	0:48,964	0:14,678	0:20,638	0:13,648
Runde 4	0:47,716	0:15,484	0:20,037	0:12,195
Runde 5	0:45,894	0:13,745	0:19,966	0:12,183
Runde 6	0:45,585	0:13,685	0:19,848	0:12,052
Runde 7	0:45,403	0:13,546	0:19,813	0:12,044
Runde 8	0:45,466	0:13,528	0:19,920	0:12,018
Runde 9	0:45,126	0:13,447	0:19,801	0:11,878
Runde 10	0:45,408	0:13,453	0:19,893	0:12,062
Runde 11	0:45,396	0:13,551	0:19,769	0:12,076
Runde 12	0:45,394	0:13,624	0:19,806	0:11,964
Runde 13	0:45,153	0:13,410	0:19,771	0:11,972

Stnr.108 Berthold,Julius  
DEU

TB Racing Team

theoretisch mögliche Bestzeit 0:45,713

	Ziel	Sektion 1	Sektion 2	Sektion 3
Runde 1	0:45,820	0:13,648	0:19,976	0:12,089
Runde 2	1:01,113	0:19,692	0:26,139	0:15,282
Runde 3	0:50,079	0:15,171	0:21,839	0:13,069
Runde 4	0:47,881	0:14,630	0:20,675	0:12,576
Runde 5	0:47,507	0:14,601	0:20,540	0:12,366
Runde 6	0:46,869	0:14,192	0:20,302	0:12,375
Runde 7	0:46,520	0:13,965	0:20,272	0:12,283
Runde 8	1:25,635	0:13,839	0:20,203	0:51,593
Runde 9	0:48,045	0:14,947	0:20,414	0:12,684
Runde 10	0:46,183	0:13,818	0:20,156	0:12,209
Runde 11	0:45,937	0:13,763	0:20,085	0:12,089
Runde 12	0:45,820	0:13,648	0:19,976	0:12,196
Runde 13		0:13,696	0:20,029	

**Warm up DJKM (OK-Junior)**

Ziel		Sektion 1		Sektion 2		Sektion 3	
Fahrername	Zeit	Fahrername	Zeit	Fahrername	Zeit	Fahrername	Zeit
1 131 Kara Osman,Amin	0:44,391	131 Kara Osman,Amin	0:13,137	131 Kara Osman,Amin	0:19,400	164 Gerstenkorn,Marc	0:11,699
2 130 Kornder,Luke	0:44,561	130 Kornder,Luke	0:13,190	130 Kornder,Luke	0:19,427	195 Streng,Phil Colin	0:11,764
3 164 Gerstenkorn,Marc	0:44,566	164 Gerstenkorn,Marc	0:13,299	195 Streng,Phil Colin	0:19,513	130 Kornder,Luke	0:11,814
4 195 Streng,Phil Colin	0:44,744	195 Streng,Phil Colin	0:13,313	164 Gerstenkorn,Marc	0:19,543	131 Kara Osman,Amin	0:11,840
5 176 Bayyati,Cemil	0:45,033	188 Górcica,David	0:13,316	176 Bayyati,Cemil	0:19,599	176 Bayyati,Cemil	0:11,854
6 188 Górcica,David	0:45,057	111 Schindler,Magnus	0:13,410	188 Górcica,David	0:19,740	111 Schindler,Magnus	0:11,878
7 111 Schindler,Magnus	0:45,126	176 Bayyati,Cemil	0:13,479	111 Schindler,Magnus	0:19,769	188 Górcica,David	0:11,898
8 108 Berthold,Julius	0:45,820	108 Berthold,Julius	0:13,648	108 Berthold,Julius	0:19,976	108 Berthold,Julius	0:12,089



## Ranking Qualifying Heats DJKM (DK-Junior)

Strecke / track: 1107m

schnellste Rennrunde gefahren von Luke Kornder aus Lauf 1 / Runde 9 in 0:44,049

Pos	Str. Nr.	Fahrer Driver	NAT	Bewerber / Sponsor	B-NAT	Lizenz R-Lizenz	Chassis / Motor / Reifen	Punkte Points	Qual POS	Lauf Heat	Pos	Punkte Points	ln. Lp	Zeit Time	schnellste Runde fastest Lap	in Runde in Lap
1	130	Kornder, Luke	DEU	SIM-ON	DEU	12977 17883	Tony Kart / TM / VEGA	0	1	1	1	0	9	6:42,497 <u>6:42,430</u>	0:44,049 0:44,110	9
2	176	Bayati, Cemil	DEU	Lanari Racing Team	DEU	15366 17166	KR / IAME / VEGA	4	3	1	2	2	9	6:44,152 <u>6:44,025</u>	0:44,315 0:44,342	8
3	195	Strengre, Phil Colin	DEU	Jens Strengre ADAC Württemberg e.V.	DEU	25516 BEK1304209	LN / TM / VEGA	8	2	1	5	5	9	6:45,497 <u>6:44,287</u>	0:44,222 0:44,324	9
4	131	Kara Osman, Amin	DEU	SIM-ON	DEU	31481 17883	Kosmic / TM / VEGA	8	4	1	4	4	9	6:45,169 <u>6:44,941</u>	0:44,230 0:44,212	6
5	164	Gerstenkorn, Marc	CHE	TB Racing Team	DEU	375 12562	KR / IAME / VEGA	8	5	1	3	3	9	6:44,876 <u>6:45,804</u>	0:44,310 0:44,368	6
6	188	Gorcica, David	CZE	FORZA RACING z.s.	CZE	23AS0082 23AT00121	MS Kart / TM / VEGA	12	6	1	6	6	9	6:46,780 <u>6:48,662</u>	0:44,531 0:44,713	8
7	111	Schindler, Magnus	DEU	Lanari Racing Team	DEU	13573 17166	KR / IAME / VEGA	14	7	1	7	7	9	6:49,844 <u>6:51,201</u>	0:44,679 0:44,882	5
8	108	Berthold, Julius	DEU	TB Racing Team	DEU	35753 12562	KR / IAME / VEGA	16	8	1	8	8	9	6:55,582 <u>6:53,653</u>	0:45,253 0:45,282	8

Rennleitung: Uwe Fuchs Racedirektor: Horst Seidel

Sportkommissare: Nikolas Spaderna / Ulrich Bell / Stefanie Srenk

Techn. Kommissare: H.-J. Dangers / M. Grasshoff / D. Pietzko / C. Schmidt / K.-L. Rusczyński

Zeitnahme: KART-DATA timing service Franz Schieszler / Manuela Hintner



4	111	DEU Schindler Magnus Startposition 7
3	164	CHE Gerstenkorn Marc Startposition 5
2	195	DEU Strengel Phil Colin Startposition 3
1	130	DEU Kornder Luke Startposition 1

4	108	DEU Berthold Julius Startposition 8
3	188	CZE Gorcica David Startposition 6
2	131	DEU Kara Osman Amin Startposition 4
1	176	DEU Bayyati Cemil Startposition 2



**Starting Grid DJKM (OK-Junior)**

**Rennen 10**



Reg.-No. K-13646/23

## R 7 DJKM (DK-Junior) Heat 2

Strecke / track: 1107m  
gestartet: 8 gewertet: 8 nicht gewertet: 0

schnellste Runde von Kornder, Luke in: 0:44,110

Pos	Str. Nr.	Fahrer / Driver	NAT	Bewerber / Sponsor	B-NAT	Lizenz / B-Lizenz	Chassis / Motor / Reifen	Penalty	Points	Runden / Laps	Gesamtheit / Differenz	Abstand / Gap	beste Runde / best Lap	in R. / in L.	o Geschw. / Speed
1	130	Kornder, Luke	DEU	SIM-ON	DEU	12977 17883	Tony Kart / TM / VEGA		0	9	6:42,430		0:44,110	9	89,1 km/h 90,3 km/h
2	176	Bayyati, Cemil	DEU	Lanari Racing Team	DEU	15366 17166	KR / IAME / VEGA		2	9	6:44,025 0:01,595	0:01,595	0:44,342	7	88,8 km/h 89,9 km/h
3	195	Strenghe, Phil Colin	DEU	Jens Strenghe ADAC Württemberg e.V.	DEU	25516 BEK1304209	LN / TM / VEGA		3	9	6:44,287 0:01,857	0:00,262	0:44,324	7	88,7 km/h 89,9 km/h
4	131	Kara Osman, Amin	DEU	SIM-ON	DEU	31481 17883	Kosmic / TM / VEGA		4	9	6:44,941 0:02,511	0:00,654	0:44,212	8	88,6 km/h 90,1 km/h
5	164	Gerstenkorn, Marc	CHE	TB Racing Team	DEU	375 12562	KR / IAME / VEGA		5	9	6:45,804 0:03,374	0:00,863	0:44,368	7	88,4 km/h 89,8 km/h
6	188	Gorcica, David	CZE	FORZA RACING z.s.	CZE	23AS0082 23AT00121	MS Kart / TM / VEGA		6	9	6:48,662 0:06,232	0:02,858	0:44,713	8	87,8 km/h 89,1 km/h
7	111	Schindler, Magnus	DEU	Lanari Racing Team	DEU	13573 17166	KR / IAME / VEGA		7	9	6:51,201 0:08,771	0:02,539	0:44,882	5	87,2 km/h 88,8 km/h
8	108	Berthold, Julius	DEU	TB Racing Team	DEU	35753 12562	KR / IAME / VEGA		8	9	6:53,653 0:11,223	0:02,452	0:45,282	8	86,7 km/h 88 km/h

Rennleitung: Uwe Fuchs Racedirektor: Horst Seidel  
Sportkommissare: Nikolas Spaderna / Ulrich Bell / Stefanie Srenk  
Techn. Kommissare: H.-J. Dangers / M. Grasshoff / D. Pietzko / C. Schmidt / K.-L. Rusczyński  
Zeitnahme: KART-DATA timing service Franz Schieszler / Manuela Hintner

Zeitnahme / timekeeping

control *Schieszler*  
Franz Schieszler

freigegeben um / posted at: 16:13:39



## R 7 DJKM (OK-Junior) Heat 2

Strecke / track: 1107

Fahrername Driver	Kornder Luke	Bayyati Cemil	Strengé Phil Colin	Kara Osman Amin	Gerstenkorn Marc	Gorcica David	Schindler Magnus	Berthold Julius
schnellste in Runde	0:44,110 Rn. 9	0:44,342 Rn. 7	0:44,324 Rn. 7	0:44,212 Rn. 8	0:44,368 Rn. 7	0:44,713 Rn. 8	0:44,882 Rn. 5	0:45,282 Rn. 8
Speed	90,3 km/h	89,9 km/h	89,9 km/h	90,1 km/h	89,8 km/h	89,1 km/h	88,8 km/h	88,0 km/h
Lap 1	0:45,695	0:45,932	0:46,119	0:46,811	0:46,317	0:46,881	0:47,170	0:47,366
Lap 2	0:44,644	0:44,801	0:44,815	0:44,770	0:44,743	0:45,549	0:45,390	0:45,863
Lap 3	0:44,592	0:44,521	0:44,633	0:44,499	0:44,645	0:44,806	0:44,964	0:45,294
Lap 4	0:44,426	0:44,485	0:44,443	0:44,627	0:44,836	0:44,895	0:44,924	0:45,402
Lap 5	0:44,266	0:44,549	0:44,499	0:44,785	0:45,177	0:44,783	0:44,882	0:45,663
Lap 6	0:44,229	0:44,406	0:44,456	0:44,228	0:44,453	0:44,798	0:45,515	0:45,301
Lap 7	0:44,199	0:44,342	0:44,324	0:44,308	0:44,368	0:44,898	0:45,102	0:45,290
Lap 8	0:44,142	0:44,397	0:44,375	0:44,212	0:44,404	0:44,713	0:45,082	0:45,282
Lap 9	0:44,110	0:44,380	0:44,428	0:44,356	0:44,483	0:44,738	0:45,521	0:45,369



## R 7 DJKM (DK-Junior) Heat 2

### Die schnellsten Zeiten

Ort	Nr. Fahrername	Zeit	Streckl.	Ø Speed
Ziel	130 Kornder,Luke	0:44,110	1107 m	90,3 km/h
Sektion 1	130 Kornder,Luke	0:13,031	329 m	90,9 km/h
Sektion 2	130 Kornder,Luke	0:19,335	475 m	88,4 km/h
Sektion 3	164 Gerstenkorn,Marc	0:11,602	303 m	94,0 km/h

#### Smr.130 Kornder,Luke

DEU		SIM-ON	
theoretisch mögliche Bestzeit 0:44,070		theoretisch mögliche Bestzeit 0:44,070	
Ziel	Sektion 1	Sektion 2	Sektion 3
0:44,110	0:13,031	0:19,335	0:11,704
Runde 1	0:45,695	0:14,026	0:19,700
Runde 2	0:44,644	0:13,304	0:19,463
Runde 3	0:44,592	0:13,198	0:19,552
Runde 4	0:44,426	0:13,141	0:19,500
Runde 5	0:44,266	0:13,133	0:19,429
Runde 6	0:44,229	0:13,097	0:19,374
Runde 7	0:44,199	0:13,043	0:19,424
Runde 8	0:44,142	0:13,077	0:19,343
Runde 9	0:44,110	0:13,031	0:19,335

#### Smr.176 Bayyati,Cemil

DEU		Lanari Racing Team	
theoretisch mögliche Bestzeit 0:44,254		theoretisch mögliche Bestzeit 0:44,254	
Ziel	Sektion 1	Sektion 2	Sektion 3
0:44,342	0:13,129	0:19,410	0:11,715
Runde 1	0:45,932	0:14,190	0:19,784
Runde 2	0:44,801	0:13,312	0:19,649
Runde 3	0:44,521	0:13,222	0:19,516
Runde 4	0:44,485	0:13,154	0:19,513
Runde 5	0:44,549	0:13,181	0:19,639
Runde 6	0:44,406	0:13,156	0:19,535
Runde 7	0:44,342	0:13,161	0:19,410
Runde 8	0:44,397	0:13,129	0:19,536
Runde 9	0:44,380	0:13,145	0:19,449

#### Smr.195 Strenge,Phil Colin

DEU		Jens Strenge ADAC Württemberg e.V.	
theoretisch mögliche Bestzeit 0:44,260		theoretisch mögliche Bestzeit 0:44,260	
Ziel	Sektion 1	Sektion 2	Sektion 3
0:44,324	0:13,209	0:19,433	0:11,618
Runde 1	0:46,119	0:14,473	0:19,734
Runde 2	0:44,815	0:13,343	0:19,676
Runde 3	0:44,633	0:13,353	0:19,571
Runde 4	0:44,443	0:13,209	0:19,520
Runde 5	0:44,499	0:13,322	0:19,507
Runde 6	0:44,456	0:13,243	0:19,433
Runde 7	0:44,324	0:13,251	0:19,455
Runde 8	0:44,375	0:13,214	0:19,490
Runde 9	0:44,428	0:13,240	0:19,509

#### Smr.131 Kara Osman,Amin

DEU		SIM-ON	
theoretisch mögliche Bestzeit 0:44,139		theoretisch mögliche Bestzeit 0:44,139	
Ziel	Sektion 1	Sektion 2	Sektion 3
0:44,212	0:13,034	0:19,440	0:11,665
Runde 1	0:46,811	0:14,777	0:20,005
Runde 2	0:44,770	0:13,252	0:19,661
Runde 3	0:44,499	0:13,141	0:19,592
Runde 4	0:44,627	0:13,226	0:19,597
Runde 5	0:44,785	0:13,297	0:19,754
Runde 6	0:44,228	0:13,051	0:19,440
Runde 7	0:44,308	0:13,148	0:19,472
Runde 8	0:44,212	0:13,034	0:19,513
Runde 9	0:44,356	0:13,141	0:19,466

#### Smr.164 Gerstenkorn,Marc

CHE		TB Racing Team	
theoretisch mögliche Bestzeit 0:44,282		theoretisch mögliche Bestzeit 0:44,282	
Ziel	Sektion 1	Sektion 2	Sektion 3
0:44,368	0:13,132	0:19,548	0:11,602
Runde 1	0:46,317	0:14,567	0:19,884
Runde 2	0:44,743	0:13,318	0:19,677
Runde 3	0:44,645	0:13,300	0:19,616
Runde 4	0:44,836	0:13,206	0:19,855
Runde 5	0:45,177	0:13,314	0:20,205
Runde 6	0:44,453	0:13,233	0:19,548
Runde 7	0:44,368	0:13,160	0:19,554
Runde 8	0:44,404	0:13,132	0:19,670
Runde 9	0:44,483	0:13,132	0:19,658



## R 7 DJKM (DK-Junior) Heat 2

### Die schnellsten Zeiten

Ort	Nr. Fahrername	Zeit	Streckenl.	Ø Speed
Ziel	130 Korndor,Luke	0:44,110	1107 m	90,3 km/h
Sektion 1	130 Korndor,Luke	0:13,031	329 m	90,9 km/h
Sektion 2	130 Korndor,Luke	0:19,335	475 m	88,4 km/h
Sektion 3	164 Gerstenkorn,Marc	0:11,602	303 m	94,0 km/h

Smr.188 Gorcica,David  
CZE

FORZA RACING z.s.

theoretisch mögliche Bestzeit 0:44,552

Runde	Ziel	Sektion 1	Sektion 2	Sektion 3
Runde 1	0:46,881	0:14,715	0:20,111	0:12,055
Runde 2	0:45,549	0:13,379	0:20,183	0:11,987
Runde 3	0:44,806	0:13,314	0:19,605	0:11,887
Runde 4	0:44,895	0:13,255	0:19,789	0:11,851
Runde 5	0:44,783	0:13,271	0:19,668	0:11,844
Runde 6	0:44,798	0:13,187	0:19,765	0:11,846
Runde 7	0:44,898	0:13,209	0:19,802	0:11,887
Runde 8	0:44,713	0:13,187	0:19,746	0:11,780
Runde 9	0:44,738	0:13,288	0:19,585	0:11,865

Smr.111 Schindler,Magnus  
DEU

Lanari Racing Team

theoretisch mögliche Bestzeit 0:44,712

Runde	Ziel	Sektion 1	Sektion 2	Sektion 3
Runde 1	0:44,882	0:13,227	0:19,653	0:11,832
Runde 2	0:47,170	0:14,850	0:20,193	0:12,127
Runde 3	0:45,390	0:13,422	0:19,884	0:12,084
Runde 4	0:44,964	0:13,394	0:19,653	0:11,917
Runde 5	0:44,924	0:13,239	0:19,767	0:11,918
Runde 6	0:44,882	0:13,266	0:19,784	0:11,832
Runde 7	0:45,515	0:13,263	0:20,337	0:11,915
Runde 8	0:45,102	0:13,333	0:19,805	0:11,964
Runde 9	0:45,082	0:13,227	0:19,951	0:11,904

Smr.108 Berthold,Julius  
DEU

TB Racing Team

theoretisch mögliche Bestzeit 0:45,108

Runde	Ziel	Sektion 1	Sektion 2	Sektion 3
Runde 1	0:45,282	0:13,365	0:19,805	0:11,938
Runde 2	0:47,366	0:14,893	0:20,274	0:12,199
Runde 3	0:45,863	0:13,627	0:20,247	0:11,989
Runde 4	0:45,294	0:13,505	0:19,809	0:11,980
Runde 5	0:45,402	0:13,521	0:19,870	0:12,011
Runde 6	0:45,663	0:13,589	0:19,994	0:12,080
Runde 7	0:45,301	0:13,437	0:19,805	0:12,059
Runde 8	0:45,290	0:13,365	0:19,943	0:11,982
Runde 9	0:45,282	0:13,427	0:19,917	0:11,938

**R 7 DJKM (OK-Junior) Heat 2**

Ziel		Sektion 1		Sektion 2		Sektion 3	
Fahrername	Zeit	Fahrername	Zeit	Fahrername	Zeit	Fahrername	Zeit
1 130 Kornder,Luke	0:44,110	130 Kornder,Luke	0:13,031	130 Kornder,Luke	0:19,335	164 Gerstenkorn,Marc	0:11,602
2 131 Kara Osman,Amin	0:44,212	131 Kara Osman,Amin	0:13,034	176 Bayyati,Cemil	0:19,410	195 Streng,Phil Colin	0:11,618
3 195 Streng,Phil Colin	0:44,324	176 Bayyati,Cemil	0:13,129	195 Streng,Phil Colin	0:19,433	131 Kara Osman,Amin	0:11,665
4 176 Bayyati,Cemil	0:44,342	164 Gerstenkorn,Marc	0:13,132	131 Kara Osman,Amin	0:19,440	130 Kornder,Luke	0:11,704
5 164 Gerstenkorn,Marc	0:44,368	188 Garcia,David	0:13,187	164 Gerstenkorn,Marc	0:19,548	176 Bayyati,Cemil	0:11,715
6 188 Garcia,David	0:44,713	195 Streng,Phil Colin	0:13,209	188 Garcia,David	0:19,585	188 Garcia,David	0:11,780
7 111 Schindler,Magnus	0:44,882	111 Schindler,Magnus	0:13,227	111 Schindler,Magnus	0:19,653	111 Schindler,Magnus	0:11,832
8 108 Berthold,Julius	0:45,282	108 Berthold,Julius	0:13,365	108 Berthold,Julius	0:19,805	108 Berthold,Julius	0:11,938

Strecke / track: 1107m  
gestartet: 8 gewertet: 8 nicht gewertet: 0

schnellste Runde von Kornder, Luke in: 0:44,049

Pos	Str. Nr.	Fahrer / Driver	NAT	Bewerber / Sponsor	B-NAT	Lizenz / B-Lizenz	Chassis / Motor / Reifen	Penalty	Points	Runden / Laps	Gesamtheit / Differenz	Abstand / Gap	beste Runde / best Lap	in R. / in L.	o Geschw. / u Speed
1	130	Kornder, Luke	DEU	SIM-ON	DEU	12977 17883	Tony Kart / TM / VEGA		0	9	6:42,497		0:44,049	9	89,1 km/h 90,5 km/h
2	176	Bayyati, Cemil	DEU	Lanari Racing Team	DEU	15366 17166	KR / IAME / VEGA		2	9	6:44,152 0:01,655	0:01,655	0:44,315	8	88,7 km/h 89,9 km/h
3	164	Gerstenkorn, Marc	CHE	TB Racing Team	DEU	375 12562	KR / IAME / VEGA		3	9	6:44,876 0:02,379	0:00,724	0:44,310	6	88,6 km/h 89,9 km/h
4	131	Kara Osman, Amin	DEU	SIM-ON	DEU	31481 17883	Kosmic / TM / VEGA		4	9	6:45,169 0:02,672	0:00,293	0:44,230	6	88,5 km/h 90,1 km/h
5	195	Strengge, Phil Colin	DEU	Jens Strengge ADAC Württemberg e.V.	DEU	25516 BEK1304209	LN / TM / VEGA		5	9	6:45,497 0:03,000	0:00,328	0:44,222	9	88,5 km/h 90,1 km/h
6	188	Gorcica, David	CZE	FORZA RACING z.s.	CZE	23AS0082 23AT00121	MS Kart / TM / VEGA		6	9	6:46,780 0:04,283	0:01,283	0:44,531	8	88,2 km/h 89,5 km/h
7	111	Schindler, Magnus	DEU	Lanari Racing Team	DEU	13573 17166	KR / IAME / VEGA		7	9	6:49,844 0:07,347	0:03,064	0:44,679	5	87,5 km/h 89,2 km/h
8	108	Berthold, Julius	DEU	TB Racing Team	DEU	35753 12562	KR / IAME / VEGA		8	9	6:55,582 0:13,085	0:05,738	0:45,253	8	86,3 km/h 88,1 km/h

Rennleitung: Uwe Fuchs Racedirektor: Horst Seidel  
Sportkommissare: Nikolas Spaderna / Ulrich Bell / Stefanie Srenk  
Techn. Kommissare: H.-J. Dangers / M. Grasshoff / D. Pietzko / C. Schmidt / K.-L. Rusczyński  
Zeitnahme: KART-DATA timing service Franz Schieszler / Manuela Hintner

Zeitnahme / timekeeping

control *Schieszler*  
Franz Schieszler

freigegeben um / posted at: 14:31:58



## R 3 DJKM (OK-Junior) Heat 1

Strecke / track: 1107

Fahrername Driver	Kornder Luke	Bayyati Cemil	Gerstenkorn Marc	Kara Osman Amin	Streng Phil Colin	Gorcica David	Schindler Magnus	Berthold Julius
schnellste in Runde	0:44,049 Rn. 9	0:44,315 Rn. 8	0:44,310 Rn. 6	0:44,230 Rn. 6	0:44,222 Rn. 9	0:44,531 Rn. 8	0:44,679 Rn. 5	0:45,253 Rn. 8
Speed	90,5 km/h	89,9 km/h	89,9 km/h	90,1 km/h	90,1 km/h	89,5 km/h	89,2 km/h	88,1 km/h
Lap 1	0:45,555	0:45,766	0:46,093	0:46,320	0:46,876	0:46,351	0:46,795	0:47,132
Lap 2	0:44,573	0:44,735	0:44,741	0:44,558	0:44,999	0:44,747	0:45,190	0:45,560
Lap 3	0:44,458	0:44,339	0:44,561	0:44,657	0:44,392	0:44,646	0:45,105	0:45,819
Lap 4	0:44,348	0:44,422	0:44,620	0:44,478	0:44,557	0:44,537	0:44,872	0:45,283
Lap 5	0:44,348	0:44,397	0:44,313	0:44,556	0:44,546	0:44,616	0:44,679	0:45,728
Lap 6	0:44,104	0:44,476	0:44,310	0:44,230	0:44,446	0:44,850	0:44,889	0:46,466
Lap 7	0:44,200	0:44,413	0:44,329	0:44,367	0:44,253	0:44,657	0:44,931	0:45,422
Lap 8	0:44,153	0:44,315	0:44,480	0:44,344	0:44,250	0:44,531	0:44,847	0:45,253
Lap 9	0:44,049	0:44,392	0:44,416	0:44,520	0:44,222	0:44,536	0:45,134	0:45,348



## R 3 DJKM (DK-Junior) Heat 1

### Die schnellsten Zeiten

Ort	Nr. Fahrername	Zeit	Streckenl.	Ø Speed
Ziel	130 Kornder,Luke	0:44,049	1107 m	90,5 km/h
Sektion 1	130 Kornder,Luke	0:13,048	329 m	90,8 km/h
Sektion 2	130 Kornder,Luke	0:19,278	475 m	88,7 km/h
Sektion 3	195 Strenge,Phil Colin	0:11,564	303 m	94,3 km/h

Runde	Smr.130 Kornder,Luke DEU SIM-ON			Smr.176 Bayyati,Cemil DEU Lanari Racing Team			Smr.164 Gerstenkorn,Marc CHE TB Racing Team			Smr.131 Kara Osman,Amin DEU SIM-ON			Smr.195 Strenge,Phil Colin DEU Jens Strenge ADAC Württemberg e.V.			
	theoretisch mögliche Bestzeit	Ziel	Sektion 3	theoretisch mögliche Bestzeit	Ziel	Sektion 3	theoretisch mögliche Bestzeit	Ziel	Sektion 3	theoretisch mögliche Bestzeit	Ziel	Sektion 3	theoretisch mögliche Bestzeit	Ziel	Sektion 3	
Runde 1	0:45,555	0:13,986	0:19,721	0:11,848	0:45,766	0:14,042	0:19,804	0:11,920	0:46,093	0:14,223	0:20,010	0:11,860	0:46,876	0:14,910	0:19,969	0:11,997
Runde 2	0:44,573	0:13,268	0:19,503	0:11,802	0:44,735	0:13,296	0:19,610	0:11,829	0:44,741	0:13,297	0:19,644	0:11,800	0:44,999	0:13,423	0:19,744	0:11,832
Runde 3	0:44,458	0:13,191	0:19,527	0:11,740	0:44,339	0:13,184	0:19,445	0:11,710	0:44,561	0:13,236	0:19,655	0:11,670	0:44,392	0:13,251	0:19,449	0:11,692
Runde 4	0:44,348	0:13,118	0:19,378	0:11,852	0:44,422	0:13,180	0:19,437	0:11,805	0:44,620	0:13,290	0:19,525	0:11,805	0:44,557	0:13,237	0:19,593	0:11,727
Runde 5	0:44,348	0:13,162	0:19,458	0:11,728	0:44,397	0:13,177	0:19,452	0:11,768	0:44,313	0:13,206	0:19,519	0:11,588	0:44,546	0:13,255	0:19,613	0:11,678
Runde 6	0:44,104	0:13,058	0:19,332	0:11,714	0:44,476	0:13,174	0:19,527	0:11,775	0:44,310	0:13,144	0:19,443	0:11,723	0:44,446	0:13,242	0:19,488	0:11,716
Runde 7	0:44,200	0:13,068	0:19,380	0:11,752	0:44,413	0:13,138	0:19,461	0:11,814	0:44,329	0:13,166	0:19,503	0:11,660	0:44,253	0:13,136	0:19,494	0:11,623
Runde 8	0:44,153	0:13,080	0:19,374	0:11,699	0:44,315	0:13,140	0:19,431	0:11,744	0:44,480	0:13,185	0:19,558	0:11,737	0:44,250	0:13,116	0:19,464	0:11,670
Runde 9	0:44,049	0:13,048	0:19,278	0:11,723	0:44,392	0:13,138	0:19,495	0:11,759	0:44,416	0:13,110	0:19,620	0:11,686	0:44,222	0:13,175	0:19,483	0:11,564



## R 3 DJKM (DK-Junior) Heat 1

### Die schnellsten Zeiten

Ort	Nr. Fahrername	Zeit	Streckenl.	Ø Speed
Ziel	130 Korndor, Luke	0:44,049	1107 m	90,5 km/h
Sektion 1	130 Korndor, Luke	0:13,048	329 m	90,8 km/h
Sektion 2	130 Korndor, Luke	0:19,278	475 m	88,7 km/h
Sektion 3	195 Stransge, Phil Colin	0:11,564	303 m	94,3 km/h

Smr. 188 Gorcica, David  
CZE

FORZA RACING z.s.

theoretisch mögliche Bestzeit 0:44,418

Runde	Ziel	Sektion 1	Sektion 2	Sektion 3
Runde 1	0:46,351	0:14,269	0:20,165	0:11,917
Runde 2	0:44,747	0:13,394	0:19,635	0:11,718
Runde 3	0:44,646	0:13,283	0:19,595	0:11,768
Runde 4	0:44,537	0:13,229	0:19,534	0:11,774
Runde 5	0:44,616	0:13,259	0:19,572	0:11,785
Runde 6	0:44,850	0:13,216	0:19,908	0:11,726
Runde 7	0:44,657	0:13,191	0:19,600	0:11,866
Runde 8	0:44,531	0:13,192	0:19,510	0:11,829
Runde 9	0:44,536	0:13,190	0:19,615	0:11,731

Smr. 111 Schindler, Magnus  
DEU

Lanari Racing Team

theoretisch mögliche Bestzeit 0:44,672

Runde	Ziel	Sektion 1	Sektion 2	Sektion 3
Runde 1	0:44,679	0:13,234	0:19,648	0:11,790
Runde 2	0:46,795	0:14,684	0:20,059	0:12,052
Runde 3	0:45,190	0:13,474	0:19,729	0:11,987
Runde 4	0:45,105	0:13,324	0:19,817	0:11,964
Runde 5	0:44,872	0:13,306	0:19,648	0:11,918
Runde 6	0:44,679	0:13,234	0:19,655	0:11,790
Runde 7	0:44,889	0:13,281	0:19,746	0:11,862
Runde 8	0:44,931	0:13,249	0:19,750	0:11,932
Runde 9	0:44,847	0:13,254	0:19,740	0:11,853

Smr. 108 Berthold, Julius  
DEU

TB Racing Team

theoretisch mögliche Bestzeit 0:45,151

Runde	Ziel	Sektion 1	Sektion 2	Sektion 3
Runde 1	0:45,253	0:13,402	0:19,810	0:11,939
Runde 2	0:47,132	0:14,716	0:20,310	0:12,106
Runde 3	0:45,560	0:13,533	0:19,957	0:12,070
Runde 4	0:45,819	0:13,402	0:20,189	0:12,228
Runde 5	0:45,283	0:13,415	0:19,874	0:11,994
Runde 6	0:45,728	0:13,696	0:19,954	0:12,078
Runde 7	0:46,466	0:13,559	0:20,497	0:12,410
Runde 8	0:45,422	0:13,583	0:19,810	0:12,029
Runde 9	0:45,253	0:13,432	0:19,882	0:11,939

**R 3 DJKM (OK-Junior) Heat 1**

Ziel		Sektion 1		Sektion 2		Sektion 3	
Fahrername	Zeit	Fahrername	Zeit	Fahrername	Zeit	Fahrername	Zeit
1 130 Kornder,Luke	0:44,049	130 Kornder,Luke	0:13,048	130 Kornder,Luke	0:19,278	195 Strengge,Phil Colin	0:11,564
2 195 Strengge,Phil Colin	0:44,222	164 Gerstenkorn,Marc	0:13,110	131 Kara Osman,Amin	0:19,387	164 Gerstenkorn,Marc	0:11,588
3 131 Kara Osman,Amin	0:44,230	195 Strengge,Phil Colin	0:13,116	176 Bayyati,Cemil	0:19,431	131 Kara Osman,Amin	0:11,683
4 164 Gerstenkorn,Marc	0:44,310	131 Kara Osman,Amin	0:13,127	164 Gerstenkorn,Marc	0:19,443	130 Kornder,Luke	0:11,699
5 176 Bayyati,Cemil	0:44,315	176 Bayyati,Cemil	0:13,138	195 Strengge,Phil Colin	0:19,449	176 Bayyati,Cemil	0:11,710
6 188 Gorcica,David	0:44,531	188 Gorcica,David	0:13,190	188 Gorcica,David	0:19,510	188 Gorcica,David	0:11,718
7 111 Schindler,Magnus	0:44,679	111 Schindler,Magnus	0:13,234	111 Schindler,Magnus	0:19,648	111 Schindler,Magnus	0:11,790
8 108 Berthold,Julius	0:45,253	108 Berthold,Julius	0:13,402	108 Berthold,Julius	0:19,810	108 Berthold,Julius	0:11,939



## Qualifying practice DJKM (OK-Junior)

Strecke / track: 1107m

gestartet: 8 gewertet: 8 nicht gewertet: 0

Pos	Stf. Nr.	Fahrer Driver	NAT	Bewerber / Sponsor	B-NAT	Lizenz R-Lizenz	Chassis / Motor / Reifen	Runden Laps	Gesamtzeit Differenz	Abstand Gap	beste Runde best Lap	in R. in L.	o Geschw. o Speed
1	130	Kornder, Luke	DEU	SIM-ON	DEU	12977 17883	Tony Kart / TM / VEGA	6			0:44,175	3	90,2 km/h
2	195	Streng, Phil Colin	DEU	Jens Streng ADAC Württemberg e.V.	DEU	25516 BEK1304209	LN / TM / VEGA	7	0:00,093	0:00,093	0:44,268	7	90,0 km/h
3	176	Bayati, Cemil	DEU	Lanari Racing Team	DEU	15366 17166 31481	KR / IAME / VEGA	7	0:00,117	0:00,024	0:44,292	4	90,0 km/h
4	131	Kara Osman, Amin	DEU	SIM-ON	DEU	17883	Kosmic / TM / VEGA	3	0:00,307	0:00,190	0:44,482	3	89,6 km/h
5	164	Gerstenkorn, Marc	CHE	TB Racing Team	DEU	375 12562	KR / IAME / VEGA	7	0:00,347	0:00,040	0:44,522	7	89,5 km/h
6	188	Gorcica, David	CZE	FORZA RACING z.s.	CZE	23AS0082 23AT00121	MS Kart / TM / VEGA	6	0:00,690	0:00,343	0:44,865	6	88,8 km/h
7	111	Schindler, Magnus	DEU	Lanari Racing Team	DEU	13573 17166	KR / IAME / VEGA	6	0:01,115	0:00,425	0:45,290	3	88,0 km/h
8	108	Berthold, Julius	DEU	TB Racing Team	DEU	35753 12562	KR / IAME / VEGA	6	0:01,288	0:00,173	0:45,463	6	87,7 km/h

Rennleitung: Uwe Fuchs Racedirektor: Horst Seidel

Sportkommissare: Nikolas Spaderna / Ulrich Bell / Stefanie Srenk

Techn. Kommissare: H.-J. Dangers / M. Grasshoff / D. Pietzko / C. Schmidt / K.-L. Rusczyński

Zeitnahme: KART-DATA timing service Franz Schieszler / Manuela Hintner

Zeitnahme / timekeeping

Control

*Schieszler*  
Franz Schieszler

freigegeben um / posted at: 12:02:19



## Qualifying practice DJKM (OK-Junior)

Strecke / track: 1107      gestartet: 8      gewertet: 8      nicht gewertet: 0

Fahrername Driver	Kornder Luke	Streng Phil Colin	Bayyati Cemil	Kara Osman Amin	Gerstenkorn Marc	Gorcica David	Schindler Magnus	Berthold Julius
schnellste Runde in Runde	0:44,175 Rn. 3	0:44,268 Rn. 7	0:44,292 Rn. 4	0:44,482 Rn. 3	0:44,522 Rn. 7	0:44,865 Rn. 6	0:45,290 Rn. 3	0:45,463 Rn. 6
Speed	90,2 km/h	90,0 km/h	90,0 km/h	89,6 km/h	89,5 km/h	88,8 km/h	88,0 km/h	87,7 km/h
Lap 1	1:01,017	0:59,914	0:52,207	0:58,685	0:55,267	0:59,527	0:55,295	0:57,285
Lap 2	0:45,207	0:45,565	0:46,350	0:45,418	0:46,180	0:45,653	0:46,073	0:46,535
Lap 3	<u>0:44,175</u>	0:45,015	0:44,591	<u>0:44,482</u>	0:44,841	0:45,051	<u>0:45,290</u>	0:45,630
Lap 4	0:44,858	0:44,464	<u>0:44,292</u>		0:44,747	0:45,646	0:45,978	0:46,899
Lap 5	0:44,664	0:44,469	0:45,764		0:46,433	0:46,743	0:48,624	0:47,798
Lap 6	0:44,237	0:44,534	0:45,103		0:45,068	<u>0:44,865</u>	0:46,088	<u>0:45,463</u>
Lap 7		<u>0:44,268</u>	0:45,190		<u>0:44,522</u>			



## Qualifying practice DJKM (OK-Junior)

Die schnellsten Zeiten			
Ort	Nr. Fahrername	Zeit	Streckenl. ø Speed
Ziel	130 Kormder,Luke	0:44,175	1107 m 90,2 km/h
Sektion 1	130 Kormder,Luke	0:13,133	329 m 90,2 km/h
Sektion 2	130 Kormder,Luke	0:19,292	475 m 88,6 km/h
Sektion 3	195 Strengge,Phil Colin	0:11,646	303 m 93,7 km/h

	Smr.130 Kormder,Luke DEU SIM-ON	Smr.195 Strengge,Phil Colin DEU Jens Strengge ADAC Württemberg e.V.	Smr.176 Bayyaji,Cemil DEU Lanari Racing Team	Smr.131 Kara Osman,Amin DEU SIM-ON	Smr.164 Gerstenkorn,Marc CHE TB Racing Team
	theoretisch mögliche Bestzeit 0:44,116	theoretisch mögliche Bestzeit 0:44,268	theoretisch mögliche Bestzeit 0:44,292	theoretisch mögliche Bestzeit 0:44,482	theoretisch mögliche Bestzeit 0:44,421
Runde 1	Ziel Sektion 1 Sektion 2 Sektion 3 0:44,175 0:13,133 0:19,292 0:11,691	Ziel Sektion 1 Sektion 2 Sektion 3 0:59,914 0:19,823 0:26,075 0:14,016	Ziel Sektion 1 Sektion 2 Sektion 3 0:44,268 0:13,153 0:19,469 0:11,646	Ziel Sektion 1 Sektion 2 Sektion 3 0:44,482 0:13,200 0:19,429 0:11,853	Ziel Sektion 1 Sektion 2 Sektion 3 0:44,522 0:13,202 0:19,533 0:11,686
Runde 2	1:01,017 0:22,570 0:24,590 0:13,857	0:45,565 0:13,845 0:19,877 0:11,843	0:52,207 0:15,906 0:21,771 0:14,530	0:58,685 0:21,949 0:24,118 0:12,618	0:55,267 0:17,852 0:23,388 0:14,027
Runde 3	0:45,207 0:13,686 0:19,680 0:11,841	0:45,015 0:13,404 0:19,728 0:11,883	0:46,350 0:13,628 0:20,326 0:12,396	0:45,418 0:13,657 0:19,868 0:11,893	0:46,180 0:13,943 0:20,190 0:12,047
Runde 4	0:44,175 0:13,133 0:19,292 0:11,750	0:44,464 0:13,250 0:19,566 0:11,648	0:44,591 0:13,316 0:19,443 0:11,832	0:44,482 0:13,200 0:19,429 0:11,853	0:44,841 0:13,357 0:19,755 0:11,729
Runde 5	0:44,858 0:13,689 0:19,433 0:11,736	0:44,469 0:13,259 0:19,525 0:11,685	0:44,292 0:13,169 0:19,443 0:11,680		0:44,747 0:13,202 0:19,652 0:11,893
Runde 6	0:44,664 0:13,480 0:19,419 0:11,765	0:44,534 0:13,285 0:19,574 0:11,675	0:45,764 0:14,353 0:19,630 0:11,781		0:46,433 0:14,827 0:19,753 0:11,853
Runde 7	0:44,237 0:13,134 0:19,412 0:11,691	0:44,268 0:13,153 0:19,469 0:11,646	0:45,103 0:13,842 0:19,457 0:11,804		0:45,068 0:13,801 0:19,583 0:11,734
			0:45,190 0:13,176 0:20,128 0:11,886		0:44,522 0:13,263 0:19,573 0:11,686



## Qualifying practice DJKM (OK-Junior)

### Die schnellsten Zeiten

Ort	Nr. Fahrername	Zeit	Streckenl.	Ø Speed
Ziel	130 Kormder,Luke	0:44,175	1107 m	90,2 km/h
Sektion 1	130 Kormder,Luke	0:13,133	329 m	90,2 km/h
Sektion 2	130 Kormder,Luke	0:19,292	475 m	88,6 km/h
Sektion 3	195 Stransge,Phil Colin	0:11,646	303 m	93,7 km/h

Smr.188 Gorcica,David  
CZE

FORZA RACING z.s.

theoretisch mögliche Bestzeit 0:44,727

Runde	Sektion 1	Sektion 2	Sektion 3
1	0:59,527	0:19,395	0:26,240
2	0:45,653	0:13,880	0:19,999
3	0:45,051	0:13,355	0:11,774
4	0:45,646	0:14,000	0:19,813
5	0:46,743	0:13,738	0:20,657
6	0:44,865	0:13,452	0:19,598
7			

Smr.111 Schindler,Magnus  
DEU

Lanari Racing Team

theoretisch mögliche Bestzeit 0:45,162

Runde	Sektion 1	Sektion 2	Sektion 3
1	0:45,290	0:13,529	0:19,770
2	0:55,295	0:17,686	0:23,419
3	0:46,073	0:13,957	0:20,118
4	0:45,290	0:13,529	0:19,898
5	0:45,978	0:14,239	0:19,770
6	0:48,624	0:16,685	0:19,974
7	0:46,088	0:14,295	0:19,867

Smr.108 Berthold,Julius  
DEU

TB Racing Team

theoretisch mögliche Bestzeit 0:45,433

Runde	Sektion 1	Sektion 2	Sektion 3
1	0:45,463	0:13,650	0:19,810
2	0:57,285	0:18,532	0:24,258
3	0:46,535	0:14,016	0:20,064
4	0:45,630	0:13,702	0:19,872
5	0:46,899	0:14,223	0:20,703
6	0:47,798	0:14,390	0:20,996
7	0:45,463	0:13,650	0:19,810



## Qualifying practice *DJKM (OK-Junior)*

Ziel		Sektion 1		Sektion 2		Sektion 3	
Fahrername	Zeit	Fahrername	Zeit	Fahrername	Zeit	Fahrername	Zeit
1 130 Kornder,Luke	0:44,175	130 Kornder,Luke	0:13,133	130 Kornder,Luke	0:19,292	195 Strenge,Phil Colin	0:11,646
2 195 Strenge,Phil Colin	0:44,268	195 Strenge,Phil Colin	0:13,153	131 Kara Osman,Amin	0:19,429	176 Bayyati,Cemil	0:11,680
3 176 Bayyati,Cemil	0:44,292	176 Bayyati,Cemil	0:13,169	176 Bayyati,Cemil	0:19,443	164 Gerstenkorn,Marc	0:11,686
4 131 Kara Osman,Amin	0:44,482	131 Kara Osman,Amin	0:13,200	195 Strenge,Phil Colin	0:19,469	130 Kornder,Luke	0:11,691
5 164 Gerstenkorn,Marc	0:44,522	164 Gerstenkorn,Marc	0:13,202	164 Gerstenkorn,Marc	0:19,533	188 Gorcica,David	0:11,774
6 188 Gorcica,David	0:44,865	188 Gorcica,David	0:13,355	188 Gorcica,David	0:19,598	131 Kara Osman,Amin	0:11,853
7 111 Schindler,Magnus	0:45,290	111 Schindler,Magnus	0:13,529	111 Schindler,Magnus	0:19,770	111 Schindler,Magnus	0:11,863
8 108 Berthold,Julius	0:45,463	108 Berthold,Julius	0:13,650	108 Berthold,Julius	0:19,810	108 Berthold,Julius	0:11,973



## free practice 2 DJKM (OK-Junior)

Strecke / track: 1107m

gestartet: 8 gewertet: 8 nicht gewertet: 0

Pos	Stf. Nr.	Fahrer Driver	NAT	Bewerber / Sponsor	B-NAT	Lizenz R-Lizenz	Chassis / Motor / Reifen	Runden Laps	Gesamtzeit Differenz	Abstand Gap	beste Runde best Lap	in R. in L.	Ø Geschw. Ø Speed
1	130	Kornder, Luke	DEU	SIM-ON	DEU	12977 17883 31481	Tony Kart / TM / VEGA	6			0:44,285	6	90,0 km/h
2	131	Kara Osman, Amin	DEU	SIM-ON	DEU	17883	Kosmic / TM / VEGA	6	0:00,250	0:00,250	0:44,535	6	89,5 km/h
3	164	Gerstenkorn, Marc	CHE	TB Racing Team	DEU	375 12562	KR / IAME / VEGA	9	0:00,384	0:00,134	0:44,669	9	89,2 km/h
4	195	Strenge, Phil Colin	DEU	Jens Strenge ADAC Württemberg e.V.	DEU	25516 BEK1304209	LN / TM / VEGA	10	0:00,523	0:00,139	0:44,808	10	88,9 km/h
5	176	Bayyati, Cemil	DEU	Lanari Racing Team	DEU	15366 17166	KR / IAME / VEGA	6	0:00,657	0:00,134	0:44,942	5	88,7 km/h
6	188	Gorcica, David	CZE	FORZA RACING z.s.	CZE	23AS0082 23AT00121	MS Kart / TM / VEGA	7	0:00,776	0:00,119	0:45,061	5	88,4 km/h
7	111	Schindler, Magnus	DEU	Lanari Racing Team	DEU	13573 17166	KR / IAME / VEGA	6	0:01,022	0:00,246	0:45,307	5	88,0 km/h
8	108	Berthold, Julius	DEU	TB Racing Team	DEU	35753 12562	KR / IAME / VEGA	4	0:02,217	0:01,195	0:46,502	4	85,7 km/h

Rennleitung: Uwe Fuchs Racedirektor: Horst Seidel

Sportkommissare: Nikolas Spaderna / Ulrich Bell / Stefanie Srenk

Techn. Kommissare: H.-J. Dangers / M. Grasshoff / D. Pietzko / C. Schmidt / K.-L. Rusczyński

Zeitnahme: KART-DATA timing service Franz Schieszler / Manuela Hintner



## free practice 2 DJKM (OK-Junior)

Strecke / track: 1107      gestartet: 8      gewertet: 8      nicht gewertet: 0

Fahrername Driver	Kornder Luke	Kara Osman Amin	Gerstenkorn Marc	Streng Phil Colin	Bayyati Cemil	Gorcica David	Schindler Magnus	Berthold Julius
schnellste Runde in Runde	0:44,285 Rn. 6	0:44,535 Rn. 6	0:44,669 Rn. 9	0:44,808 Rn. 10	0:44,942 Rn. 5	0:45,061 Rn. 5	0:45,307 Rn. 5	0:46,502 Rn. 4
Speed	90,0 km/h	89,5 km/h	89,2 km/h	88,9 km/h	88,7 km/h	88,4 km/h	88,0 km/h	85,7 km/h
Lap 1	<u>0:52,456</u>	0:51,079	0:48,819	0:48,107	0:55,218	0:55,015	0:52,697	0:49,274
Lap 2	0:46,673	0:51,209	0:46,082	0:46,057	0:57,115	0:56,135	0:52,393	0:47,134
Lap 3	0:44,834	0:45,065	0:45,830	0:45,715	0:55,463	0:46,193	0:46,280	0:46,589
Lap 4	0:44,621	0:44,793	3:33,167	2:24,468	0:45,332	0:45,437	0:46,164	<u>0:46,502</u>
Lap 5	0:44,396	0:44,738	0:55,362	0:48,626	<u>0:44,942</u>	<u>0:45,061</u>	<u>0:45,307</u>	
Lap 6	<u>0:44,285</u>	<u>0:44,535</u>	0:47,499	0:46,588	0:44,965	0:45,187	0:45,776	
Lap 7			0:44,971	0:45,524		0:45,125		
Lap 8			0:44,900	0:44,965				
Lap 9			<u>0:44,669</u>	0:45,204				
Lap 10				<u>0:44,808</u>				



## free practice 2 DJKM (OK-Junior)

### Die schnellsten Zeiten

Ort	Nr. Fahrername	Zeit	Streckenkil.	Ø Speed
Ziel	130 Kornder,Luke	0:44,285	1107 m	90,0 km/h
Sektion 1	130 Kornder,Luke	0:13,207	329 m	89,7 km/h
Sektion 2	130 Kornder,Luke	0:19,330	475 m	88,5 km/h
Sektion 3	164 Gerstenkorn,Marc	0:11,707	303 m	93,2 km/h

	Smr.130 Kornder,Luke DEU SIM-ON	Smr.131 Kara Osman,Amin DEU SIM-ON	Smr.164 Gerstenkorn,Marc CHE TB Racing Team	Smr.195 Strenge,Phil Collin DEU Jens Strenge ADAC Württemberg e.V.	Smr.176 Bayyati,Cemil DEU Lanari Racing Team
	theoretisch mögliche Bestzeit 0:44,270	theoretisch mögliche Bestzeit 0:44,535	theoretisch mögliche Bestzeit 0:44,669	theoretisch mögliche Bestzeit 0:44,766	theoretisch mögliche Bestzeit 0:44,899
Runde 1	Ziel Sektion 1 0:13,207	Ziel Sektion 1 0:13,286	Ziel Sektion 1 0:13,387	Ziel Sektion 1 0:13,370	Ziel Sektion 1 0:13,378
Runde 2	Sektion 2 0:19,330	Sektion 2 0:19,442	Sektion 2 0:19,575	Sektion 2 0:19,638	Sektion 2 0:19,650
Runde 3	Sektion 3 0:11,733	Sektion 3 0:11,807	Sektion 3 0:11,707	Sektion 3 0:11,758	Sektion 3 0:11,871
Runde 4	0:52,456	0:51,079	0:48,819	0:48,107	0:55,218
Runde 5	0:46,673	0:51,209	0:46,082	0:46,057	0:57,115
Runde 6	0:44,834	0:45,065	0:45,830	0:45,715	0:55,463
Runde 7	0:44,621	0:44,793	3:33,167	2:24,468	0:45,332
Runde 8	0:44,396	0:44,738	0:55,362	0:48,626	0:44,942
Runde 9	0:19,238	0:19,330	0:47,499	0:46,588	0:44,965
Runde 10	0:19,345	0:19,345	0:44,971	0:45,524	0:44,965
	0:11,733	0:11,831	0:13,942	0:13,796	0:13,378
	0:19,345	0:19,452	0:20,708	0:20,275	0:19,650
	0:11,733	0:11,807	0:12,849	0:14,078	0:19,652
			0:11,788	0:13,497	0:11,937
			0:11,791	0:13,517	
			0:19,656	0:19,703	
			0:19,575	0:19,638	
			0:19,575	0:19,638	
			0:20,069		



## free practice 2 DJKM (DK-Junior)

### Die schnellsten Zeiten

Ort	Nr. Fahrername	Zeit	Streckenl.	Ø Speed
Ziel	130 Kormder,Luke	0:44,285	1107 m	90,0 km/h
Sektion 1	130 Kormder,Luke	0:13,207	329 m	89,7 km/h
Sektion 2	130 Kormder,Luke	0:19,330	475 m	88,5 km/h
Sektion 3	164 Gerstenkorn,Marc	0:11,707	303 m	93,2 km/h

Snr. 188 Gorcica,David  
CZE

FORZA RACING z.s.

theoretisch mögliche Bestzeit 0:44,984

Ziel Sektion 1 Sektion 2 Sektion 3

0:45,061 0:13,482 0:19,635 0:11,867

Runde 1 0:55,015 0:15,746 0:24,978 0:14,291

Runde 2 0:56,135 0:13,976 0:28,377 0:13,782

Runde 3 0:46,193 0:14,188 0:19,954 0:12,051

Runde 4 0:45,437 0:13,687 0:19,740 0:12,010

Runde 5 0:45,061 0:13,514 0:19,635 0:11,912

Runde 6 0:45,187 0:13,482 0:19,769 0:11,936

Runde 7 0:45,125 0:13,614 0:19,644 0:11,867

Runde 8

Snr. 111 Schindler,Magnus  
DEU

Lanari Racing Team

theoretisch mögliche Bestzeit 0:45,307

Ziel Sektion 1 Sektion 2 Sektion 3

0:45,307 0:13,632 0:19,782 0:11,893

0:52,697 0:15,887 0:22,908 0:13,902

0:52,393 0:17,611 0:22,692 0:12,090

0:46,280 0:14,450 0:19,845 0:11,985

0:46,164 0:14,264 0:19,905 0:11,995

0:45,307 0:13,632 0:19,782 0:11,893

0:45,776 0:14,056 0:19,785 0:11,935

Snr. 108 Berthold,Julius  
DEU

TB Racing Team

theoretisch mögliche Bestzeit 0:46,398

Ziel Sektion 1 Sektion 2 Sektion 3

0:46,502 0:14,050 0:20,073 0:12,275

0:49,274 0:15,510 0:20,888 0:12,876

0:47,134 0:14,276 0:20,375 0:12,483

0:46,589 0:14,241 0:20,073 0:12,275

0:46,502 0:14,050 0:20,091 0:12,361

0:14,270 0:20,247

Ziel Sektion 1 Sektion 2 Sektion 3

Ziel Sektion 1 Sektion 2 Sektion 3



## free practice 2 DJKM (OK-Junior)

Ziel		Sektion 1		Sektion 2		Sektion 3	
Fahrername	Zeit	Fahrername	Zeit	Fahrername	Zeit	Fahrername	Zeit
1 130 Kornder,Luke	0:44,285	130 Kornder,Luke	0:13,207	130 Kornder,Luke	0:19,330	164 Gerstenkorn,Marc	0:11,707
2 131 Kara Osman,Amin	0:44,535	131 Kara Osman,Amin	0:13,286	131 Kara Osman,Amin	0:19,442	130 Kornder,Luke	0:11,733
3 164 Gerstenkorn,Marc	0:44,669	195 Streng,Phil Colin	0:13,370	164 Gerstenkorn,Marc	0:19,575	195 Streng,Phil Colin	0:11,758
4 195 Streng,Phil Colin	0:44,808	176 Bayyati,Cemil	0:13,378	188 Gorcica,David	0:19,635	131 Kara Osman,Amin	0:11,807
5 176 Bayyati,Cemil	0:44,942	164 Gerstenkorn,Marc	0:13,387	195 Streng,Phil Colin	0:19,638	188 Gorcica,David	0:11,867
6 188 Gorcica,David	0:45,061	188 Gorcica,David	0:13,482	176 Bayyati,Cemil	0:19,650	176 Bayyati,Cemil	0:11,871
7 111 Schindler,Magnus	0:45,307	111 Schindler,Magnus	0:13,632	111 Schindler,Magnus	0:19,782	111 Schindler,Magnus	0:11,893
8 108 Berthold,Julius	0:46,502	108 Berthold,Julius	0:14,050	108 Berthold,Julius	0:20,073	108 Berthold,Julius	0:12,275



## free practice 1 DJKM (OK-Junior)

Strecke / track: 1107m

gestartet: 8 gewertet: 8 nicht gewertet: 0

Pos	Stf. Nr.	Fahrer Driver	NAT	Bewerber / Sponsor	B-NAT	Lizenz R-Lizenz	Chassis / Motor / Reifen	Runden Laps	Gesamtzeit Differenz	Abstand Gap	beste Runde best Lap	in R. in L.	Ø Geschw. Ø Speed
1	164	Gerstenkorn, Marc	CHE	TB Racing Team	DEU	375 12562	KR / IAME / VEGA	12			0:45,217	9	88,1 km/h
2	131	Kara Osman, Amin	DEU	SIM-ON	DEU	31481 17883	Kosmic / TM / VEGA	9	0:00,169	0:00,169	0:45,386	9	87,8 km/h
3	195	Strengé, Phil Colin	DEU	Jens Strengé ADAC Württemberg e.V.	DEU	25516 BEK1304209	LN / TM / VEGA	12	0:00,527	0:00,358	0:45,744	12	87,1 km/h
4	176	Bayati, Cemil	DEU	Lanari Racing Team	DEU	15366 17166	KR / IAME / VEGA	9	0:00,568	0:00,041	0:45,785	8	87,0 km/h
5	130	Kornder, Luke	DEU	SIM-ON	DEU	12977 17883	Tony Kart / TM / VEGA	7	0:00,571	0:00,003	0:45,788	5	87,0 km/h
6	188	Gorcica, David	CZE	FORZA RACING z.s.	CZE	23AS0082 23AT00121	MS Kart / TM / VEGA	11	0:00,880	0:00,309	0:46,097	7	86,5 km/h
7	111	Schindler, Magnus	DEU	Lanari Racing Team	DEU	13573 17166	KR / IAME / VEGA	9	0:01,853	0:00,973	0:47,070	9	84,7 km/h
8	108	Berthold, Julius	DEU	TB Racing Team	DEU	35753 12562	KR / IAME / VEGA	11	0:02,417	0:00,564	0:47,634	10	83,7 km/h

Rennleitung: Uwe Fuchs Racedirektor: Horst Seidel

Sportkommissare: Nikolas Spaderna / Ulrich Bell / Stefanie Srenk

Techn. Kommissare: H.-J. Dangers / M. Grasshoff / D. Pietzko / C. Schmidt / K.-L. Rusczyński

Zeitnahme: KART-DATA timing service Franz Schieszler / Manuela Hintner



## free practice 1 DJKM (OK-Junior)

Strecke / track: 1107      gestartet: 8      gewertet: 8      nicht gewertet: 0

Fahrername Driver	Gerstenkorn Marc	Karra Osman Amin	Strengé Phil Colin	Bayyati Cemil	Kornder Luke	Gorcica David	Schindler Magnus	Berthold Julius
schnellste Runde in Runde	0:45,217 Rn. 9	0:45,386 Rn. 9	0:45,744 Rn. 12	0:45,785 Rn. 8	0:45,788 Rn. 5	0:46,097 Rn. 7	0:47,070 Rn. 9	0:47,634 Rn. 10
Speed	88,1 km/h	87,8 km/h	87,1 km/h	87,0 km/h	87,0 km/h	86,5 km/h	84,7 km/h	83,7 km/h
Lap 1	0:51,221	0:50,476	0:50,735	0:51,029	0:50,022	0:54,996	0:50,759	0:54,703
Lap 2	0:49,077	0:47,383	0:48,653	0:47,480	0:46,726	0:48,743	0:47,843	0:49,832
Lap 3	0:46,695	0:46,381	0:46,697	0:47,178	0:45,939	0:47,641	0:47,261	0:50,562
Lap 4	0:46,219	0:46,235	0:46,246	0:46,632	0:46,400	0:48,435	0:47,407	0:51,078
Lap 5	0:46,321	0:46,125	0:48,057	0:47,052	0:45,788	0:46,611	0:47,324	0:48,036
Lap 6	0:45,755	0:45,911	0:46,930	0:46,306	0:46,172	0:46,310	0:48,486	0:47,938
Lap 7	0:52,461	0:45,954	0:46,240	0:45,843	0:46,088	0:46,097	0:47,642	0:49,311
Lap 8	0:45,929	0:45,774	0:46,238	0:45,785		0:46,991	0:47,243	1:51,940
Lap 9	0:45,217	0:45,386	0:46,118	0:45,887		0:46,214	0:47,070	0:48,670
Lap 10	0:45,437		0:45,980			0:46,147		0:47,634
Lap 11	0:46,604		0:45,898			0:46,123		0:47,833
Lap 12	0:45,300		0:45,744					



## free practice 1 DJKM (DK-Junior)

### Die schnellsten Zeiten

Ort	Nr. Fahrername	Zeit	Streckenl.	Ø Speed
Ziel	164 Gerstenkorn, Marc	0:45,217	1107 m	88,1 km/h
Sektion 1	164 Gerstenkorn, Marc	0:13,642	329 m	86,8 km/h
Sektion 2	131 Kara Osman, Amin	0:19,639	475 m	87,1 km/h
Sektion 3	164 Gerstenkorn, Marc	0:11,811	303 m	92,4 km/h

Runde	Smr.164 Gerstenkorn, Marc CHE TB Racing Team			Smr.131 Kara Osman, Amin DEU SIM-ON			Smr.195 Strenge, Phil Colin DEU Jens Strenge ADAC Württemberg e.V.			Smr.176 Bayyati, Cemil DEU Lanari Racing Team			Smr.130 Kornder, Luke DEU SIM-ON							
	theoretisch mögliche Bestzeit	Ziel	Sektion	theoretisch mögliche Bestzeit	Ziel	Sektion	theoretisch mögliche Bestzeit	Ziel	Sektion	theoretisch mögliche Bestzeit	Ziel	Sektion	theoretisch mögliche Bestzeit	Ziel	Sektion					
Runde 1	0:51,221	0:17,101	0:21,314	0:12,806	0:50,476	0:16,255	0:21,463	0:12,758	0:50,735	0:16,101	0:21,793	0:12,841	0:51,029	0:16,118	0:21,533	0:13,378	0:50,022	0:15,831	0:21,189	0:13,002
Runde 2	0:49,077	0:16,577	0:20,318	0:12,182	0:47,383	0:14,390	0:20,468	0:12,525	0:48,653	0:15,458	0:20,853	0:12,342	0:47,480	0:14,500	0:20,467	0:12,513	0:46,726	0:14,477	0:19,999	0:12,250
Runde 3	0:46,695	0:14,353	0:20,204	0:12,138	0:46,381	0:13,968	0:20,052	0:12,361	0:46,697	0:14,277	0:20,286	0:12,134	0:47,178	0:14,410	0:20,322	0:12,446	0:45,939	0:14,103	0:19,751	0:12,085
Runde 4	0:46,219	0:13,799	0:20,363	0:12,057	0:46,235	0:13,903	0:19,996	0:12,336	0:46,246	0:14,252	0:19,912	0:12,082	0:46,632	0:14,002	0:20,291	0:12,339	0:46,400	0:14,373	0:19,835	0:12,192
Runde 5	0:46,321	0:14,184	0:20,019	0:12,118	0:46,125	0:14,038	0:19,863	0:12,224	0:48,057	0:14,088	0:21,766	0:12,203	0:47,052	0:14,488	0:20,307	0:12,257	0:45,788	0:14,026	0:19,681	0:12,081
Runde 6	0:45,755	0:13,817	0:19,919	0:12,019	0:45,911	0:13,999	0:19,822	0:12,090	0:46,930	0:14,524	0:20,221	0:12,185	0:46,306	0:13,950	0:20,022	0:12,334	0:46,172	0:14,424	0:19,734	0:12,014
Runde 7	0:52,461	0:15,228	0:25,027	0:12,206	0:45,954	0:14,053	0:19,764	0:12,137	0:46,240	0:14,100	0:19,982	0:12,158	0:45,843	0:13,888	0:19,907	0:12,098	0:46,088	0:14,409	0:19,694	0:11,985
Runde 8	0:45,929	0:13,908	0:19,908	0:12,113	0:45,774	0:13,909	0:19,766	0:12,099	0:46,238	0:14,004	0:20,011	0:12,223	0:45,785	0:13,819	0:19,928	0:12,088	0:46,088	0:14,409	0:19,694	0:11,985
Runde 9	0:45,217	0:13,642	0:19,764	0:11,811	0:45,386	0:13,708	0:19,639	0:12,039	0:46,118	0:14,053	0:19,940	0:12,125	0:45,887	0:13,845	0:19,917	0:12,125	0:46,088	0:14,409	0:19,694	0:11,985
Runde 10	0:45,437	0:13,829	0:19,724	0:11,884	0:45,386	0:13,708	0:19,639	0:12,039	0:45,980	0:14,067	0:19,844	0:12,069	0:45,887	0:13,845	0:19,917	0:12,125	0:46,088	0:14,409	0:19,694	0:11,985
Runde 11	0:46,604	0:13,778	0:20,014	0:12,812	0:45,437	0:13,829	0:19,724	0:11,884	0:45,898	0:14,067	0:19,829	0:12,002	0:45,887	0:13,845	0:19,917	0:12,125	0:46,088	0:14,409	0:19,694	0:11,985
Runde 12	0:45,300	0:13,712	0:19,692	0:11,896	0:45,386	0:13,708	0:19,639	0:12,039	0:45,744	0:13,901	0:19,840	0:12,003	0:45,887	0:13,845	0:19,917	0:12,125	0:46,088	0:14,409	0:19,694	0:11,985
									0:45,744	0:13,901	0:19,840	0:12,003	0:45,887	0:13,845	0:19,917	0:12,125	0:46,088	0:14,409	0:19,694	0:11,985
									0:14,325	0:19,780			0:14,325	0:19,780			0:14,325	0:19,780		



## free practice 1 DJKM (OK-Junior)

### Die schnellsten Zeiten

Ort	Nr. Fahrername	Zeit	Streckenl.	Ø Speed
Ziel	164 Gerstenkorn, Marc	0:45,217	1107 m	88,1 km/h
Sektion 1	164 Gerstenkorn, Marc	0:13,642	329 m	86,8 km/h
Sektion 2	131 Kara Osman Amin	0:19,639	475 m	87,1 km/h
Sektion 3	164 Gerstenkorn, Marc	0:11,811	303 m	92,4 km/h

Smr. 188 Gorcica, David  
CZE

FORZA RACING z.s.

theoretisch mögliche Bestzeit 0:45,897

Runde	Ziel	Sektion 1	Sektion 2	Sektion 3
Runde 1	0:54,996	0:18,826	0:22,691	0:13,479
Runde 2	0:48,743	0:15,365	0:20,739	0:12,639
Runde 3	0:47,641	0:14,595	0:20,583	0:12,463
Runde 4	0:48,435	0:15,528	0:20,434	0:12,473
Runde 5	0:46,611	0:14,166	0:20,107	0:12,338
Runde 6	0:46,310	0:13,981	0:20,112	0:12,217
Runde 7	0:46,097	0:14,041	0:19,919	0:12,137
Runde 8	0:46,991	0:13,976	0:20,751	0:12,264
Runde 9	0:46,214	0:13,933	0:20,055	0:12,226
Runde 10	0:46,147	0:14,002	0:19,996	0:12,149
Runde 11	0:46,123	0:13,956	0:20,122	0:12,045
Runde 12		0:14,369	0:20,400	

Smr. 111 Schindler, Magnus  
DEU

Lanari Racing Team

theoretisch mögliche Bestzeit 0:46,640

Runde	Ziel	Sektion 1	Sektion 2	Sektion 3
Runde 1	0:50,759	0:16,367	0:21,541	0:12,851
Runde 2	0:47,843	0:14,486	0:20,848	0:12,509
Runde 3	0:47,261	0:14,546	0:20,406	0:12,309
Runde 4	0:47,407	0:14,345	0:20,524	0:12,538
Runde 5	0:47,324	0:14,143	0:20,779	0:12,402
Runde 6	0:48,486	0:15,763	0:20,508	0:12,215
Runde 7	0:47,642	0:15,128	0:20,282	0:12,232
Runde 8	0:47,243	0:14,411	0:20,441	0:12,391
Runde 9	0:47,070	0:14,158	0:20,577	0:12,335

Smr. 108 Berthold, Julius  
DEU

TB Racing Team

theoretisch mögliche Bestzeit 0:47,421

Runde	Ziel	Sektion 1	Sektion 2	Sektion 3
Runde 1	0:47,634	0:14,573	0:20,423	0:12,425
Runde 2	0:54,703	0:17,039	0:23,643	0:14,021
Runde 3	0:49,832	0:15,481	0:21,329	0:13,022
Runde 4	0:50,562	0:15,391	0:21,998	0:13,173
Runde 5	0:51,078	0:17,415	0:20,999	0:12,664
Runde 6	0:48,036	0:14,697	0:20,839	0:12,500
Runde 7	0:47,938	0:14,736	0:20,642	0:12,560
Runde 8	0:49,311	0:15,113	0:21,611	0:12,587
Runde 9	1:51,940	0:14,652	0:20,440	1:16,848
Runde 10	0:48,670	0:15,277	0:20,905	0:12,488
Runde 11	0:47,634	0:14,755	0:20,423	0:12,456
Runde 12	0:47,833	0:14,573	0:20,835	0:12,425



## free practice 1 DJKM (OK-Junior)

Ziel		Sektion 1		Sektion 2		Sektion 3	
Fahrername	Zeit	Fahrername	Zeit	Fahrername	Zeit	Fahrername	Zeit
1 164 Gerstenkorn,Marc	0:45,217	164 Gerstenkorn,Marc	0:13,642	131 Kara Osman,Amin	0:19,639	164 Gerstenkorn,Marc	0:11,811
2 131 Kara Osman,Amin	0:45,386	131 Kara Osman,Amin	0:13,708	130 Kornder,Luke	0:19,681	130 Kornder,Luke	0:11,985
3 195 Streng,Phil Colin	0:45,744	176 Bayyati,Cemil	0:13,819	164 Gerstenkorn,Marc	0:19,692	195 Streng,Phil Colin	0:12,002
4 176 Bayyati,Cemil	0:45,785	195 Streng,Phil Colin	0:13,901	195 Streng,Phil Colin	0:19,780	176 Bayyati,Cemil	0:12,038
5 130 Kornder,Luke	0:45,788	188 Garcia,David	0:13,933	176 Bayyati,Cemil	0:19,907	131 Kara Osman,Amin	0:12,039
6 188 Garcia,David	0:46,097	130 Kornder,Luke	0:14,026	188 Garcia,David	0:19,919	188 Garcia,David	0:12,045
7 111 Schindler,Magnus	0:47,070	111 Schindler,Magnus	0:14,143	111 Schindler,Magnus	0:20,282	111 Schindler,Magnus	0:12,215
8 108 Berthold,Julius	0:47,634	108 Berthold,Julius	0:14,573	108 Berthold,Julius	0:20,423	108 Berthold,Julius	0:12,425