

INT. ADAC-KARTRENNEN GENK
26.-28.05.2023








RESULTS BOOKLET | DJKM



DEUTSCHE KART-MEISTERSCHAFT
DEUTSCHE JUNIOREN-KART-MEISTERSCHAFT
DEUTSCHE SCHALT-KART-MEISTERSCHAFT
DMSB-SCHALT-KART-CUP
MINI 60 BY CHRONO KARTING

Deutsche Junioren Kart-Meisterschaft 2023

vorläufig - ohne Gewähr

Pos	StNr.	Fahrer	Nation	Bewerber / Sponsor	Nation	Lizenz	Chassis / Motor / Reifen	Siege	Gesamt- punkte	MülSEN				Genk			
										TQ	Heats	Race 1	Race 2	TQ	Heats	Race 1	Race 2
1	164	Gerstenkorn, Marc	CHE	 TB Racing Team	DEU	375 12562	KR / IAME / VEGA	2	107	1	10	16	20	10	25	25	
2	195	Streng, Phil Colin	DEU	Jens Streng ADAC Württemberg e.V.	DEU	25516 BEK1304209	LN / TM / VEGA	1	101	3	12	13	25	3	15	10	20
3	176	Bayyati, Cemil	DEU	 Lanari Racing Team	DEU	15366 17166	KR / IAME / VEGA		90	5	15	20	16	1	8	16	9
4	188	Gorcica, David	CZE	 FORZA RACING z.s.	CZE	23AS0082 23AT00121	MS Kart / TM / VEGA	1	89		9	25	13		9	20	13
5	127	Brunner Gostner, Alex	ITA	 TB Racing Team	DEU	460701 12562	KR / IAME / VEGA		61		5	10	11		6	13	16
6	130	Kornder, Luke	DEU	 SIM-ON	DEU	12977 17883	Tony Kart / TM / VEGA		60		6	9	8	5	12	9	11
7	107	Papenburg, Tom	Rookie IND	 TB Racing Team	DEU	42649 12562	KR / IAME / VEGA		53		8	8	9		7	11	10
8	111	Schindler, Magnus	DEU	 Lanari Racing Team	DEU	13573 17166	KR / IAME / VEGA		28		7	11	10				

R 18 DJKM (OK-Junior) Race 2

Strecke / track: 1360m

fastest Lap Jason BRALIC at: 0:54,585

started: 10 classified: 10 not classified: 0

Pos	St. Nr.	Fahrer Driver	Nation	Bewerber / Sponsor	Nation	Lizenz R-Lizenz	Chassis / Motor / Reifen	Penalty	Points	Runden Laps	Gesamtzeit Differenz	Abstand Gap	beste Runde best Lap	in R. in L.	o Geschw. o Speed
1	164	GERSTENKORN, Marc	CHE	TB Racing Team	DEU	375 12562	KR / IAME / VEGA		25	15	13:48,825		0:54,783	13	88,6 km/h 89,4 km/h
2	195	STRENGE, Phil Colin	DEU	Jens Strenge ADAC Württemberg e.V.	DEU	25516 BEK1304209	LN / TM / VEGA		20	15	13:50,480 0:01,655	0:01,655	0:54,699	13	88,4 km/h 89,5 km/h
3	127	BRUNNER GOSTNER, Alex	ITA	TB Racing Team	DEU	460701 12562	KR / IAME / VEGA		16	15	13:50,968 0:02,143	0:00,488	0:54,718	14	88,4 km/h 89,5 km/h
4	188	GORCICA, David	CZE	FORZA RACING z.s.	CZE	23AS0082 23AT00121	MS Kart / TM / VEGA		13	15	13:53,978 0:04,553	0:02,410	0:54,889	13	88,1 km/h 89,2 km/h
5	130	KORNDER, Luke	DEU	SIM-ON	DEU	12977 17883	Tony Kart / TM / VEGA		11	15	13:53,555 0:04,730	0:00,177	0:54,817	5	88,1 km/h 89,3 km/h
6	151	VAN ROOIJEN, Mats	NLD	Paul van Rooijen	NLD	42638 46084	Tony Kart / IAME / VEGA		*	15	13:54,248 0:05,423	0:00,693	0:54,850	7	88 km/h 89,3 km/h
7	107	PAPENBURG, Tom	Rookie NLD	TB Racing Team	DEU	42649 12562	KR / IAME / VEGA	5 sec.	10	15	13:57,952 0:09,127	0:03,704	0:54,849	10	87,6 km/h 89,3 km/h
8	109	RUDZEVICIUS, Kajus	LTU	NSL Racing	LTU	2023-ITG/004 2023-KL/06	Gillard / TM / VEGA		*	15	14:10,160 0:21,335	0:12,208	0:56,142	3	86,4 km/h 87,2 km/h
9	176	BAYYATI, Cemil	DEU	Lanari Racing Team	DEU	15366 17166	KR / IAME / VEGA		9	14	12:54,696 DNF	QualiP:4	0:54,784	6	88,5 km/h 89,4 km/h
10	152	BRALIC, Jason	NLD	Falcon Racing Team	NLD	46957 12133	Falcon / IAME / VEGA		*	8	8:19,234 DNF	QualiP:6	0:54,585	8	78,5 km/h 89,7 km/h

StNr. 107 5 sec. penalty Frontfaring

Rennleitung: Uwe Fuchs Racedirektor: Horst Seidel

Sportkommissare: Nikolas Spaderna / Ulrich Bell / Stefanie Srenk

Techn. Kommissare: H.-J. Dangers / M. Grasshoff / C.Schmidt / D.Pietzko / P.Litgen / M.Willenberg

Zeitnahme: KART-DATA timing service Franz Schieszler / Manfred Schneider

Zeitnahme / timekeeping

control Franz Schieszler

freigegeben: 15:52:43



R 18 DJKM (OK-Junior) Race 2

Fahrername Driver	Gerstenkorn Marc	Strengé Phil Colin	Gostner Alex	Gorcica David	Kornder Luke	Van Rooijen Mats	Papenburg Tom	Rudzevicius Kajus	Bayyati Cemil	Bralic Jason
schnellste Runde in Runde	0:54,783 Rn. 13	0:54,699 Rn. 13	0:54,718 Rn. 14	0:54,889 Rn. 13	0:54,817 Rn. 5	0:54,850 Rn. 7	0:54,849 Rn. 10	0:56,142 Rn. 3	0:54,784 Rn. 6	0:54,585 Rn. 8
Speed	89,4 km/h	89,5 km/h	89,5 km/h	89,2 km/h	89,3 km/h	89,3 km/h	89,3 km/h	87,2 km/h	89,4 km/h	89,7 km/h
Lap 1	0:55,592	0:56,814	0:56,310	0:56,001	0:57,457	0:55,396	0:57,157	0:58,086	0:55,961	0:56,551
Lap 2	0:55,373	0:55,395	0:55,688	0:55,995	0:55,131	0:55,456	0:55,133	0:56,348	0:55,584	0:55,440
Lap 3	0:55,450	0:55,754	0:56,253	0:57,070	0:56,201	0:55,514	0:56,050	0:56,142	0:55,217	0:55,587
Lap 4	0:55,191	0:55,009	0:55,162	0:55,725	0:55,563	0:55,241	0:54,981	0:56,239	0:54,992	0:55,029
Lap 5	0:55,077	0:54,788	0:55,002	0:55,235	0:54,817	0:55,953	0:55,076	0:56,236	0:55,309	0:54,823
Lap 6	0:54,957	0:55,075	0:54,918	0:55,000	0:54,907	0:55,454	0:54,904	0:56,347	0:54,784	1:41,447
Lap 7	0:54,893	0:54,872	0:55,013	0:55,187	0:54,916	0:54,850	0:55,115	0:56,360	0:54,925	1:02,929
Lap 8	0:54,921	0:55,634	0:55,512	0:55,042	0:55,558	0:56,991	0:55,953	0:56,356	0:55,190	0:54,585
Lap 9	0:54,845	0:54,756	0:54,845	0:55,283	0:55,231	0:56,803	0:55,452	0:56,196	0:55,143	
Lap 10	0:55,371	0:54,723	0:54,848	0:54,958	0:54,858	0:55,003	0:54,849	0:56,479	0:55,023	
Lap 11	0:54,908	0:54,899	0:54,962	0:54,980	0:55,087	0:55,141	0:54,979	0:56,346	0:55,138	
Lap 12	0:54,943	0:54,925	0:55,072	0:55,077	0:54,958	0:55,070	0:55,012	0:56,469	0:54,927	
Lap 13	0:54,783	0:54,699	0:55,085	0:54,889	0:54,920	0:54,887	0:55,041	0:56,546	0:54,927	
Lap 14	0:55,060	0:54,815	0:54,718	0:55,156	0:55,796	0:54,869	0:55,405	0:56,605	0:54,876	
Lap 15	0:54,832	0:55,478	0:54,881	0:55,144	0:54,984	0:55,055	0:54,919	0:56,627		

R 18 DJKM (OK-Junior) Race 2

Ziel		Sektion 1		Sektion 2		Sektion 3	
Fahrername	Zeit	Fahrername	Zeit	Fahrername	Zeit	Fahrername	Zeit
1 152 Bralic,Jason	0:54,585	152 Bralic,Jason	0:21,852	195 Streng,Phil Colin	0:16,250	127 Brunner Gostner,Alex	0:16,383
2 195 Streng,Phil Colin	0:54,699	195 Streng,Phil Colin	0:21,883	152 Bralic,Jason	0:16,268	195 Streng,Phil Colin	0:16,475
3 127 Brunner Gostner,Alex	0:54,718	164 Gerstenkorn,Marc	0:21,886	164 Gerstenkorn,Marc	0:16,305	152 Bralic,Jason	0:16,432
4 164 Gerstenkorn,Marc	0:54,783	127 Brunner Gostner,Alex	0:21,910	127 Brunner Gostner,Alex	0:16,306	107 Papenburg, Tom	0:16,448
5 176 Bayyati,Cemil	0:54,784	130 Kornder,Luke	0:21,922	107 Papenburg, Tom	0:16,319	130 Kornder,Luke	0:16,453
6 130 Kornder,Luke	0:54,817	151 Van Rooijen,Mats	0:21,922	176 Bayyati,Cemil	0:16,333	188 Gorcica,David	0:16,475
7 107 Papenburg, Tom	0:54,849	176 Bayyati,Cemil	0:21,938	130 Kornder,Luke	0:16,345	151 Van Rooijen,Mats	0:16,493
8 151 Van Rooijen,Mats	0:54,850	188 Gorcica,David	0:21,999	188 Gorcica,David	0:16,348	176 Bayyati,Cemil	0:16,505
9 188 Gorcica,David	0:54,889	107 Papenburg, Tom	0:22,003	151 Van Rooijen,Mats	0:16,371	164 Gerstenkorn,Marc	0:16,521
10 109 Rudzevicius,Kajus	0:56,142	109 Rudzevicius,Kajus	0:22,495	109 Rudzevicius,Kajus	0:16,661	109 Rudzevicius,Kajus	0:16,961



R 18 DJKM (OK-Junior) Race 2

Die schnellsten Zeiten

Ort	Nr. Fahrername	Zeit	Streckenl.	Ø Speed
Ziel	152 Bralic, Jason	0:54,585	1360 m	89,7 km/h
Sektion 1	152 Bralic, Jason	0:21,852	516 m	85,0 km/h
Sektion 2	195 Strenge, Phil Colin	0:16,250	352 m	78,0 km/h
Sektion 3	127 Brunner Gostner, Alex	0:16,383	492 m	108,1 km/h

Runde	Smr.164 Gerstenkorn, Marc CHE TB Racing Team			Smr.195 Strenge, Phil Colin DEU Jens Strenge ADAC Württemberg e.V.			Smr.127 Brunner Gostner, Alex ITA TB Racing Team			Smr.188 Goráica, David CZE FORZA RACING z.s.			Smr.130 Kormder, Luke DEU SIM-ON		
	theoretisch mögliche Bestzeit	Ziel	Bestzeit	theoretisch mögliche Bestzeit	Ziel	Bestzeit	theoretisch mögliche Bestzeit	Ziel	Bestzeit	theoretisch mögliche Bestzeit	Ziel	Bestzeit	theoretisch mögliche Bestzeit	Ziel	Bestzeit
best	0:54,783	0:21,886	0:16,521	0:54,699	0:21,883	0:16,425	0:54,718	0:21,910	0:16,306	0:54,889	0:21,999	0:16,348	0:54,817	0:21,922	0:16,453
Runde 1	0:55,592	0:22,319	0:16,744	0:56,814	0:23,463	0:16,550	0:56,310	0:23,188	0:16,487	0:56,001	0:22,703	0:16,821	0:57,457	0:23,615	0:16,898
Runde 2	0:55,373	0:22,116	0:16,668	0:55,395	0:22,033	0:16,615	0:55,688	0:22,216	0:16,913	0:55,995	0:22,478	0:16,686	0:55,131	0:22,017	0:16,585
Runde 3	0:55,450	0:22,179	0:16,736	0:55,754	0:22,580	0:16,678	0:56,253	0:22,223	0:17,193	0:57,070	0:23,138	0:16,691	0:56,201	0:22,299	0:16,775
Runde 4	0:55,191	0:22,171	0:16,555	0:55,009	0:22,199	0:16,514	0:55,162	0:22,162	0:16,448	0:55,725	0:22,353	0:16,829	0:55,563	0:22,247	0:16,715
Runde 5	0:55,077	0:22,044	0:16,594	0:54,788	0:21,975	0:16,331	0:55,002	0:22,081	0:16,413	0:55,235	0:22,268	0:16,535	0:54,817	0:21,940	0:16,531
Runde 6	0:54,957	0:22,006	0:16,536	0:55,075	0:22,001	0:16,406	0:54,918	0:21,982	0:16,403	0:55,000	0:22,140	0:16,509	0:54,907	0:22,020	0:16,542
Runde 7	0:54,893	0:21,927	0:16,571	0:54,872	0:22,038	0:16,371	0:55,013	0:22,053	0:16,577	0:55,187	0:22,157	0:16,351	0:54,916	0:21,944	0:16,544
Runde 8	0:54,921	0:21,981	0:16,570	0:55,634	0:22,655	0:16,547	0:55,512	0:22,240	0:16,681	0:55,042	0:22,047	0:16,455	0:55,558	0:21,922	0:16,989
Runde 9	0:54,845	0:21,989	0:16,551	0:54,756	0:22,035	0:16,279	0:54,845	0:22,001	0:16,363	0:55,283	0:22,354	0:16,430	0:55,231	0:22,337	0:16,496
Runde 10	0:55,371	0:21,979	0:16,692	0:54,723	0:21,984	0:16,489	0:54,848	0:22,072	0:16,372	0:54,958	0:22,087	0:16,523	0:54,858	0:21,968	0:16,506
Runde 11	0:54,908	0:21,984	0:16,564	0:54,899	0:22,038	0:16,539	0:54,962	0:22,114	0:16,356	0:54,980	0:22,046	0:16,558	0:55,087	0:22,113	0:16,382
Runde 12	0:54,943	0:21,978	0:16,525	0:54,925	0:22,134	0:16,425	0:55,072	0:22,139	0:16,358	0:55,077	0:22,035	0:16,550	0:54,958	0:21,986	0:16,427
Runde 13	0:54,783	0:21,886	0:16,521	0:54,699	0:21,883	0:16,509	0:55,085	0:22,049	0:16,472	0:54,889	0:21,999	0:16,373	0:54,920	0:21,953	0:16,552
Runde 14	0:55,060	0:22,029	0:16,580	0:54,815	0:21,970	0:16,549	0:54,718	0:21,910	0:16,306	0:55,156	0:22,279	0:16,402	0:55,796	0:22,952	0:16,453
Runde 15	0:54,832	0:21,968	0:16,537	0:55,478	0:21,933	0:16,661	0:54,881	0:21,938	0:16,380	0:55,144	0:22,057	0:16,554	0:54,984	0:21,952	0:16,563



R 18 DJKM (OK-Junior) Race 2

Die schnellsten Zeiten

Ort	Nr. Fahrername	Zeit	Streckenl.	ø Speed
Ziel	152 Bralic,Jason	0:54,585	1360 m	89,7 km/h
Sektion 1	152 Bralic,Jason	0:21,852	516 m	85,0 km/h
Sektion 2	195 Streinge,Phil Colin	0:16,250	352 m	78,0 km/h
Sektion 3	127 Brunner,Gastner,Alex	0:16,383	492 m	108,1 km/h

	Smr.151 Van Rooijen,Mats NLD Paul van Rooijen			Smr.107 Popenburg,Tom NLD TB Racing Team			Smr.109 Rudzevicius,Kajus LTU NSL Racing			Smr.176 Bayyati,Cemil DEU Lanari Racing Team			Smr.152 Bralic,Jason NLD Falcon Racing Team		
	theoretisch mögliche Bestzeit	Ziel	Bestzeit	theoretisch mögliche Bestzeit	Ziel	Bestzeit	theoretisch mögliche Bestzeit	Ziel	Bestzeit	theoretisch mögliche Bestzeit	Ziel	Bestzeit	theoretisch mögliche Bestzeit	Ziel	Bestzeit
best	0:54,850	0:21,922	0:16,371	0:54,849	0:22,003	0:16,448	0:56,142	0:22,495	0:16,661	0:54,784	0:21,998	0:16,333	0:54,585	0:21,852	0:16,432
Runde 1	0:55,396	0:22,204	0:16,518	0:57,157	0:23,680	0:16,918	0:58,086	0:23,420	0:17,429	0:55,961	0:22,753	0:16,689	0:56,551	0:23,386	0:16,592
Runde 2	0:55,456	0:22,167	0:16,645	0:55,133	0:22,090	0:16,452	0:56,348	0:22,550	0:16,822	0:55,584	0:22,405	0:16,556	0:55,440	0:22,024	0:16,926
Runde 3	0:55,514	0:22,146	0:16,616	0:56,050	0:22,558	0:16,911	0:56,142	0:22,510	0:16,662	0:55,217	0:22,101	0:16,515	0:55,587	0:22,150	0:16,825
Runde 4	0:55,241	0:22,160	0:16,461	0:54,981	0:22,079	0:16,356	0:56,239	0:22,546	0:16,715	0:54,992	0:21,990	0:16,451	0:55,029	0:22,038	0:16,431
Runde 5	0:55,953	0:22,530	0:16,861	0:55,076	0:22,159	0:16,463	0:56,236	0:22,558	0:16,717	0:55,309	0:22,233	0:16,536	0:54,823	0:21,952	0:16,439
Runde 6	0:55,454	0:22,098	0:16,670	0:54,904	0:22,033	0:16,372	0:56,347	0:22,511	0:16,727	0:54,784	0:21,940	0:16,339	0:54,823	0:21,952	0:16,439
Runde 7	0:54,850	0:21,980	0:16,371	0:55,115	0:22,115	0:16,413	0:56,360	0:22,500	0:16,839	0:54,925	0:21,995	0:16,382	1:41,447	0:22,102	0:16,640
Runde 8	0:56,991	0:22,988	0:16,962	0:55,953	0:22,172	0:16,879	0:56,356	0:22,519	0:16,753	0:55,190	0:21,938	0:16,379	1:02,929	0:29,374	0:16,890
Runde 9	0:56,803	0:23,067	0:17,016	0:55,452	0:22,529	0:16,364	0:56,196	0:22,495	0:16,694	0:55,143	0:22,213	0:16,377	0:54,585	0:21,852	0:16,268
Runde 10	0:55,003	0:22,070	0:16,437	0:54,849	0:22,015	0:16,349	0:56,479	0:22,637	0:16,758	0:55,023	0:22,013	0:16,412	0:21,855	0:16,433	
Runde 11	0:55,741	0:22,133	0:16,414	0:54,979	0:22,093	0:16,319	0:56,346	0:22,497	0:16,736	0:55,138	0:22,069	0:16,444			
Runde 12	0:55,070	0:22,028	0:16,435	0:55,012	0:22,104	0:16,358	0:56,469	0:22,599	0:16,767	0:54,927	0:22,012	0:16,388			
Runde 13	0:54,887	0:21,922	0:16,448	0:55,041	0:22,051	0:16,438	0:56,546	0:22,534	0:16,915	0:54,927	0:21,939	0:16,433			
Runde 14	0:54,869	0:21,968	0:16,408	0:55,405	0:22,596	0:16,361	0:56,605	0:22,652	0:16,806	0:54,876	0:22,014	0:16,333			
Runde 15	0:55,055	0:21,955	0:16,467	0:54,919	0:22,003	0:16,368	0:56,627	0:22,742	0:16,661	0:21,963	0:21,072				

R 14 DJKM (OK-Junior) Race 1

Strecke / track: 1360m

fastest Lap Marc GERSTENKORN at: 0:54,545

started: 10 classified: 10 not classified: 0

Pos	St. Nr.	Fahrer Driver	Nation	Bewerber / Sponsor	Nation	Lizenz R/Lizenz	Chassis / Motor / Reifen	Penalty	Points	Runden Laps	Gesamtzeit Differenz	Abstand Gap	beste Runde best Lap	in R. in L.	Ø Geschw. ø Speed
1	151	VAN ROOIJEN, Mats	NLD	Paul van Rooijen	NLD	42638 46084	Tony Kart / IAME / VEGA		*	15	13:44,287		0:54,552	14	89,1 km/h 89,7 km/h
2	164	GERSTENKORN, Marc	CHE	TB Racing Team	DEU	375 12562	KR / IAME / VEGA		25	15	13:45,059 0:00,772	0:00,772	0:54,545	14	89 km/h 89,8 km/h
3	188	GORCICA, David	CZE	FORZA RACING z.s.	CZE	23AS0082 23AT00121	MS Kart / TM / VEGA		20	15	13:45,745 0:01,458	0:00,686	0:54,618	13	88,9 km/h 89,6 km/h
4	176	BAYYATI, Cemil	DEU	Lanari Racing Team	DEU	15366 17166	KR / IAME / VEGA		16	15	13:46,183 0:01,896	0:00,438	0:54,612	11	88,9 km/h 89,7 km/h
5	127	BRUNNER GOSTNER, Alex	ITA	TB Racing Team	DEU	460701 12562	KR / IAME / VEGA		13	15	13:49,972 0:05,685	0:03,789	0:54,788	6	88,5 km/h 89,4 km/h
6	152	BRALIC, Jason	NLD	Falcon Racing Team	NLD	46957 12133	Falcon / IAME / VEGA		*	15	13:56,913 0:12,626	0:06,941	0:54,718	14	87,8 km/h 89,5 km/h
7	109	RUDZEVICIUS, Kajus	LTU	NSL Racing	LTU	2023-ITG/004 2023-KL/06	Gillard / TM / VEGA		*	15	13:57,222 0:12,935	0:00,309	0:55,171	7	87,7 km/h 88,7 km/h
8	107	PAPENBURG, Tom	NLD	TB Racing Team	DEU	42649 12562	KR / IAME / VEGA	5 sec.	11	15	13:58,740 0:14,453	0:01,518	0:54,912	9	87,6 km/h 89,2 km/h
9	195	STRENGE, Phil Colin	DEU	Jens Strenge ADAC Württemberg e.V.	DEU	25516 BEK1304209	LN / TM / VEGA		10	7	6:27,093 DNF	QualiP:1	0:54,548	3	88,5 km/h 89,8 km/h
10	130	KORNDER, Luke	DEU	SIM-ON	DEU	12977 17883	Tony Kart / TM / VEGA		9	6	5:39,002 DNF	QualiP:3	0:55,437	5	86,7 km/h 88,3 km/h

StNr. 107 5 sec. penalty Frontfaring

Rennleitung: Uwe Fuchs Racedirektor: Horst Seidel

Sportkommissare: Nikolas Spaderna / Ulrich Bell / Stefanie Srenk

Techn. Kommissare: H.-J. Dangers / M. Grasshoff / C.Schmidt / D.Pietzko / P.Litgen / M.Willenberg

Zeitnahme: KART-DATA timing service Franz Schieszler / Manfred Schneider

Zeitnahme / timekeeping

control *Schieszler*
Franz Schieszler

freigegeben: 12:11:18



5	195	Jens Strenge STRENGE Phil Colin Startposition 9
4	109	NSL Racing RUDZEVICIUS Kajus Startposition 7
3	127	TB Racing Team BRUNNER GOSTNER Alex Startposition 5
2	188	FORZA RACING z.s. GORCICA David Startposition 3
1	151	Paul van Rooijen VAN ROOIJEN Mats Startposition 1

5	130	SIM-ON KORNDER Luke Startposition 10
4	107	TB Racing Team PAPENBURG Tom Startposition 8
3	152	Falcon Racing Team BRALIC Jason Startposition 6
2	176	Lanari Racing Team BAYYATI Cemil Startposition 4
1	164	TB Racing Team GERSTENKORN Marc Startposition 2



Starting Grid DJKM (OK-Junior) Race 2

Rennen 18

DJMK 2023

DMSW DMSB
WWW.KART-DM.DE

100% E-FUELS

VEGA
High Technology in Karting Tyres

KART-DATA
Timing service

KART-DATA
TELEVISION

FOCUS CONTROL



R 14 DJKM (OK-Junior) Race 1

Fahrername Driver	Van Rooijen Mats	Gerstenkorn Marc	Gorcica David	Bayyati Cemil	Gostner Alex	Bralic Jason	Rudzevicius Kajus	Papenburg Tom	Strengé Phil Colin	Kornder Luke
schnellste Runde in Runde	0:54,552 Rn. 14	0:54,545 Rn. 14	0:54,618 Rn. 13	0:54,612 Rn. 11	0:54,788 Rn. 6	0:54,718 Rn. 14	0:55,171 Rn. 7	0:54,912 Rn. 9	0:54,548 Rn. 3	0:55,437 Rn. 5
Speed	89,7 km/h	89,8 km/h	89,6 km/h	89,7 km/h	89,4 km/h	89,5 km/h	88,7 km/h	89,2 km/h	89,8 km/h	88,3 km/h
Lap 1	0:56,069	0:55,992	0:56,303	0:56,156	0:57,678	0:57,306	0:57,544	0:56,909	0:55,752	0:57,455
Lap 2	0:54,791	0:54,857	0:54,866	0:55,455	0:55,237	0:55,909	0:55,845	0:55,948	0:54,939	0:55,596
Lap 3	0:54,794	0:54,806	0:54,825	0:55,042	0:55,028	0:55,391	0:55,666	0:55,650	0:54,548	0:56,400
Lap 4	0:54,840	0:54,883	0:54,780	0:54,850	0:54,889	0:58,268	0:56,020	0:56,496	0:54,654	0:56,066
Lap 5	0:54,749	0:54,815	0:54,873	0:54,913	0:54,950	0:56,703	0:55,388	0:55,282	0:54,630	0:55,437
Lap 6	0:54,608	0:54,787	0:54,787	0:54,899	0:54,788	0:55,405	0:55,195	0:55,135	0:55,012	0:55,669
Lap 7	0:54,920	0:54,802	0:54,817	0:54,747	0:55,002	0:55,182	0:55,171	0:55,197	0:55,353	
Lap 8	0:54,691	0:55,074	0:54,954	0:54,818	0:54,958	0:55,109	0:55,297	0:55,173		
Lap 9	0:54,643	0:54,798	0:54,786	0:54,727	0:55,045	0:54,948	0:55,301	0:54,912		
Lap 10	0:54,751	0:54,680	0:54,852	0:54,763	0:55,050	0:55,049	0:55,382	0:55,247		
Lap 11	0:54,697	0:54,695	0:54,726	0:54,612	0:54,995	0:54,941	0:55,349	0:54,984		
Lap 12	0:54,627	0:54,681	0:54,690	0:54,631	0:54,831	0:55,025	0:55,509	0:55,104		
Lap 13	0:54,737	0:54,648	0:54,618	0:54,790	0:54,987	0:54,839	0:55,417	0:54,983		
Lap 14	0:54,552	0:54,545	0:54,624	0:54,621	0:54,883	0:54,718	0:55,339	0:55,093		
Lap 15	0:54,565	0:54,601	0:54,767	0:54,696	0:55,036	0:55,530	0:56,067	0:55,078		

R 14 DJKM (OK-Junior) Race 1

Ziel		Sektion 1		Sektion 2		Sektion 3	
Fahrername	Zeit	Fahrername	Zeit	Fahrername	Zeit	Fahrername	Zeit
1 164 Gerstenkorn,Marc	0:54,545	151 Van Rooijen,Mats	0:21,800	164 Gerstenkorn,Marc	0:16,219	151 Van Rooijen,Mats	0:16,392
2 195 Streng,Phil Colin	0:54,548	176 Bayyati,Cemil	0:21,857	195 Streng,Phil Colin	0:16,233	195 Streng,Phil Colin	0:16,401
3 151 Van Rooijen,Mats	0:54,552	188 Gorcica,David	0:21,883	188 Gorcica,David	0:16,241	188 Gorcica,David	0:16,418
4 176 Bayyati,Cemil	0:54,612	152 Bralic,Jason	0:21,890	176 Bayyati,Cemil	0:16,259	164 Gerstenkorn,Marc	0:16,425
5 188 Gorcica,David	0:54,618	130 Kornder,Luke	0:21,898	151 Van Rooijen,Mats	0:16,273	176 Bayyati,Cemil	0:16,427
6 152 Bralic,Jason	0:54,718	164 Gerstenkorn,Marc	0:21,900	107 Papenburg,Tom	0:16,309	127 Brunner Gostner,Alex	0:16,455
7 127 Brunner Gostner,Alex	0:54,788	195 Streng,Phil Colin	0:21,903	152 Bralic,Jason	0:16,310	107 Papenburg,Tom	0:16,456
8 107 Papenburg,Tom	0:54,912	107 Papenburg,Tom	0:21,958	127 Brunner Gostner,Alex	0:16,337	152 Bralic,Jason	0:16,487
9 109 Rudzevicius,Kajus	0:55,171	127 Brunner Gostner,Alex	0:21,972	130 Kornder,Luke	0:16,343	130 Kornder,Luke	0:16,525
10 130 Kornder,Luke	0:55,437	109 Rudzevicius,Kajus	0:22,087	109 Rudzevicius,Kajus	0:16,406	109 Rudzevicius,Kajus	0:16,625



R 14 DJKM (OK-Junior) Race 1

Die schnellsten Zeiten

Ort	Nr. Fahrername	Zeit	Streckenl.	ø Speed
Ziel	164 Gerstenkorn, Marc	0:54,545	1360 m	89,8 km/h
Sektion 1	151 Van Rooijen, Mats	0:21,800	516 m	85,2 km/h
Sektion 2	164 Gerstenkorn, Marc	0:16,219	352 m	78,1 km/h
Sektion 3	151 Van Rooijen, Mats	0:16,392	492 m	108,1 km/h

	Stmr.151 Van Rooijen, Mats NLD Paul van Rooijen		Stmr.164 Gerstenkorn, Marc CHE TB Racing Team		Stmr.188 Gorcica, David CZE FORZA RACING z.s.		Stmr.176 Bayyati, Cemil DEU Lanari Racing Team		Stmr.127 Brunner Gostner, Alex ITA TB Racing Team							
	theoretisch mögliche Bestzeit	Ziel	theoretisch mögliche Bestzeit	Ziel	theoretisch mögliche Bestzeit	Ziel	theoretisch mögliche Bestzeit	Ziel	theoretisch mögliche Bestzeit	Ziel						
best	0:54,552	0:21,800	0:16,273	0:16,392	0:54,545	0:21,900	0:16,219	0:16,425	0:54,612	0:21,857	0:16,259	0:16,427	0:54,788	0:21,972	0:16,337	0:16,455
Runde 1	0:56,069	0:22,785	0:16,754	0:16,530	0:55,992	0:22,708	0:16,783	0:16,501	0:56,156	0:22,770	0:16,855	0:16,531	0:57,678	0:23,834	0:17,088	0:16,756
Runde 2	0:54,791	0:21,971	0:16,389	0:16,431	0:54,857	0:22,046	0:16,347	0:16,464	0:55,455	0:22,472	0:16,392	0:16,591	0:55,237	0:22,226	0:16,535	0:16,476
Runde 3	0:54,794	0:21,959	0:16,373	0:16,462	0:54,806	0:22,041	0:16,289	0:16,476	0:55,042	0:22,040	0:16,438	0:16,564	0:55,028	0:22,137	0:16,427	0:16,464
Runde 4	0:54,840	0:21,966	0:16,371	0:16,503	0:54,883	0:22,001	0:16,382	0:16,500	0:54,850	0:21,998	0:16,363	0:16,489	0:54,889	0:22,011	0:16,337	0:16,541
Runde 5	0:54,749	0:21,937	0:16,342	0:16,470	0:54,815	0:21,987	0:16,308	0:16,520	0:54,913	0:21,996	0:16,321	0:16,596	0:54,950	0:22,085	0:16,339	0:16,526
Runde 6	0:54,608	0:21,864	0:16,352	0:16,392	0:54,787	0:21,910	0:16,317	0:16,560	0:54,899	0:21,924	0:16,382	0:16,593	0:54,788	0:21,972	0:16,361	0:16,455
Runde 7	0:54,920	0:21,891	0:16,448	0:16,581	0:54,802	0:21,949	0:16,365	0:16,488	0:54,747	0:21,880	0:16,382	0:16,485	0:55,002	0:22,043	0:16,389	0:16,570
Runde 8	0:54,691	0:21,920	0:16,306	0:16,465	0:55,074	0:21,983	0:16,617	0:16,474	0:54,818	0:21,949	0:16,368	0:16,501	0:54,958	0:21,984	0:16,411	0:16,563
Runde 9	0:54,643	0:21,800	0:16,382	0:16,461	0:54,798	0:21,913	0:16,334	0:16,551	0:54,727	0:21,857	0:16,340	0:16,530	0:55,045	0:22,057	0:16,426	0:16,562
Runde 10	0:54,751	0:21,917	0:16,344	0:16,490	0:54,680	0:21,900	0:16,302	0:16,478	0:54,852	0:22,035	0:16,293	0:16,524	0:55,050	0:22,005	0:16,525	0:16,520
Runde 11	0:54,697	0:21,913	0:16,324	0:16,460	0:54,695	0:21,916	0:16,302	0:16,477	0:54,726	0:21,922	0:16,353	0:16,451	0:54,995	0:22,009	0:16,448	0:16,538
Runde 12	0:54,627	0:21,832	0:16,318	0:16,477	0:54,681	0:22,001	0:16,250	0:16,430	0:54,690	0:21,983	0:16,241	0:16,466	0:54,831	0:22,013	0:16,362	0:16,456
Runde 13	0:54,737	0:21,957	0:16,330	0:16,450	0:54,648	0:21,936	0:16,281	0:16,431	0:54,618	0:21,911	0:16,255	0:16,452	0:54,987	0:22,115	0:16,401	0:16,471
Runde 14	0:54,552	0:21,854	0:16,273	0:16,425	0:54,545	0:21,901	0:16,219	0:16,425	0:54,624	0:21,883	0:16,266	0:16,475	0:54,883	0:21,983	0:16,439	0:16,461
Runde 15	0:54,565	0:21,880	0:16,284	0:16,401	0:54,601	0:21,907	0:16,243	0:16,451	0:54,767	0:21,941	0:16,321	0:16,505	0:55,036	0:22,028	0:16,451	0:16,557

R 14 DJKM (OK-Junior) Race 1

Die schnellsten Zeiten

Ort	Nr. Fahrername	Zeit	Streckenl.	ø Speed
Ziel	164 Gerseinkorn,Marc	0:54,545	1360 m	89,8 km/h
Sektion 1	151 Van Rooijen,Mats	0:21,800	516 m	85,2 km/h
Sektion 2	164 Gerseinkorn,Marc	0:16,219	352 m	78,1 km/h
Sektion 3	151 Van Rooijen,Mats	0:16,392	492 m	108,1 km/h

	Smr.152 Braitic,Jason NLD Falcon Racing Team	Smr.109 Rudzевичius,Kajus LTU NSL Racing	Smr.107 Pappenburg,Tom NLD TB Racing Team	Smr.195 Sirenge,Phil Colin DEU Jens Sirenge ADAC Württemberg e.V.	Smr.130 Kornder,Luke DEU SIM-ON
best	theoretisch mögliche Bestzeit: 0:54,687 Ziel Sektion 1 Sektion 2 Sektion 3 0:54,718 0:21,890 0:16,310 0:16,487	theoretisch mögliche Bestzeit: 0:55,118 Ziel Sektion 1 Sektion 2 Sektion 3 0:55,171 0:22,087 0:16,406 0:16,625	theoretisch mögliche Bestzeit: 0:54,723 Ziel Sektion 1 Sektion 2 Sektion 3 0:54,912 0:21,958 0:16,309 0:16,456	theoretisch mögliche Bestzeit: 0:54,537 Ziel Sektion 1 Sektion 2 Sektion 3 0:54,548 0:21,903 0:16,233 0:16,401	theoretisch mögliche Bestzeit: 0:54,766 Ziel Sektion 1 Sektion 2 Sektion 3 0:55,437 0:21,898 0:16,343 0:16,525
Runde 1	0:57,306 0:23,024 0:17,437 0:16,845	0:57,544 0:23,503 0:17,058 0:16,983	0:56,909 0:23,379 0:16,863 0:16,667	0:57,455 0:23,444 0:17,344 0:16,667	0:57,455 0:23,444 0:17,344 0:16,667
Runde 2	0:55,909 0:22,397 0:16,832 0:16,680	0:55,845 0:22,407 0:16,586 0:16,852	0:55,948 0:22,134 0:16,363 0:17,451	0:55,596 0:21,898 0:16,343 0:17,355	0:55,596 0:21,898 0:16,343 0:17,355
Runde 3	0:55,391 0:22,377 0:16,460 0:16,554	0:55,666 0:22,434 0:16,577 0:16,655	0:55,650 0:22,575 0:16,456 0:16,619	0:54,548 0:21,914 0:16,233 0:16,401	0:56,400 0:23,150 0:16,725 0:16,525
Runde 4	0:58,268 0:22,119 0:16,762 0:19,387	0:50,020 0:22,338 0:16,536 0:17,146	0:56,496 0:22,340 0:16,748 0:17,408	0:54,654 0:21,950 0:16,259 0:16,445	0:56,066 0:22,001 0:16,521 0:17,544
Runde 5	0:56,703 0:23,312 0:16,685 0:16,706	0:55,388 0:22,146 0:16,567 0:16,675	0:55,282 0:22,202 0:16,431 0:16,649	0:54,630 0:21,903 0:16,249 0:16,478	0:55,437 0:22,171 0:16,606 0:16,660
Runde 6	0:55,405 0:22,233 0:16,541 0:16,631	0:55,195 0:22,109 0:16,461 0:16,625	0:55,135 0:22,156 0:16,403 0:16,576	0:55,012 0:22,073 0:16,340 0:16,599	0:55,669 0:22,208 0:16,564 0:16,897
Runde 7	0:55,182 0:22,097 0:16,443 0:16,642	0:55,171 0:22,139 0:16,406 0:16,626	0:55,197 0:22,175 0:16,410 0:16,612	0:55,353 0:22,031 0:16,414 0:16,908	0:55,669 0:22,208 0:16,564 0:16,897
Runde 8	0:55,109 0:22,099 0:16,446 0:16,564	0:55,297 0:22,160 0:16,455 0:16,682	0:55,173 0:22,181 0:16,404 0:16,588	0:55,353 0:22,031 0:16,414 0:16,908	0:55,669 0:22,208 0:16,564 0:16,897
Runde 9	0:54,948 0:21,996 0:16,375 0:16,577	0:55,301 0:22,087 0:16,451 0:16,763	0:54,912 0:21,958 0:16,309 0:16,645	0:55,353 0:22,031 0:16,414 0:16,908	0:55,669 0:22,208 0:16,564 0:16,897
Runde 10	0:55,049 0:21,988 0:16,414 0:16,647	0:55,382 0:22,154 0:16,530 0:16,698	0:55,247 0:22,012 0:16,441 0:16,794	0:55,353 0:22,031 0:16,414 0:16,908	0:55,669 0:22,208 0:16,564 0:16,897
Runde 11	0:54,941 0:22,058 0:16,310 0:16,573	0:55,349 0:22,202 0:16,435 0:16,712	0:54,984 0:22,047 0:16,372 0:16,565	0:55,353 0:22,031 0:16,414 0:16,908	0:55,669 0:22,208 0:16,564 0:16,897
Runde 12	0:55,025 0:22,073 0:16,384 0:16,568	0:55,509 0:22,195 0:16,614 0:16,700	0:55,104 0:22,192 0:16,417 0:16,495	0:55,353 0:22,031 0:16,414 0:16,908	0:55,669 0:22,208 0:16,564 0:16,897
Runde 13	0:54,839 0:22,022 0:16,330 0:16,487	0:55,417 0:22,266 0:16,458 0:16,693	0:54,983 0:22,144 0:16,383 0:16,456	0:55,353 0:22,031 0:16,414 0:16,908	0:55,669 0:22,208 0:16,564 0:16,897
Runde 14	0:54,718 0:21,890 0:16,338 0:16,490	0:55,339 0:22,153 0:16,479 0:16,707	0:55,093 0:22,095 0:16,403 0:16,595	0:55,353 0:22,031 0:16,414 0:16,908	0:55,669 0:22,208 0:16,564 0:16,897
Runde 15	0:55,530 0:22,085 0:16,784 0:16,661	0:56,067 0:22,417 0:16,876 0:16,774	0:55,078 0:22,042 0:16,413 0:16,623	0:55,353 0:22,031 0:16,414 0:16,908	0:55,669 0:22,208 0:16,564 0:16,897

warm up DJKM (OK-Junior)

Strecke / track: 1360m

started: 10 classified: 10 not classified: 0

Pos	Str. Nr.	Fahrer Driver	Nation	Bewerber / Sponsor	Nation	Lizenz R-Lizenz	Chassis / Motor / Reifen	Runden Laps	Differenz	Abstand Gap	beste Runde best Lap	in R. in L.	Geschw. n Speed
1	151	VAN ROOIJEN, Mats	NLD	Paul van Rooijen	NLD	42638	Tony Kart / IAME / VEGA	8			0:54,310	7	90,1 km/h
2	195	STRENGE, Phil Colin	DEU	Jens Srenge ADAC Württemberg e.V.	DEU	46084 25516 BEK1304209	LN / TM / VEGA	10	0:00,056	0:00,056	0:54,366	10	90,1 km/h
3	130	KORNDER, Luke	DEU	SIM-ON	DEU	12977 17883	Tony Kart / TM / VEGA	11	0:00,071	0:00,015	0:54,381	5	90,0 km/h
4	188	GORCICA, David	CZE	FORZA RACING z.s.	CZE	23AS0082 23AT00121	MS Kart / TM / VEGA	11	0:00,176	0:00,105	0:54,486	11	89,9 km/h
5	164	GERSTENKORN, Marc	CHE	TB Racing Team	DEU	375 12562	KR / IAME / VEGA	9	0:00,186	0:00,010	0:54,496	9	89,8 km/h
6	176	BAYYATI, Cemil	DEU	Lanari Racing Team	DEU	15366 17166	KR / IAME / VEGA	10	0:00,219	0:00,033	0:54,529	10	89,8 km/h
7	107	PAPENBURG, Tom	Rookie NLD	TB Racing Team	DEU	42649 12562	KR / IAME / VEGA	9	0:00,346	0:00,127	0:54,656	9	89,6 km/h
8	109	RUDZEVICIUS, Kajus	LTU	NSL Racing	LTU	2023-ITG/004 2023-KL/06	Gillard / TM / VEGA	11	0:00,505	0:00,159	0:54,815	11	89,3 km/h
9	127	BRUNNER GOSTNER, Alex	ITA	TB Racing Team	DEU	460701 12562	KR / IAME / VEGA	10	0:00,621	0:00,116	0:54,931	8	89,1 km/h
10	152	BRALIC, Jason	NLD	Falton Racing Team	NLD	46957 12133	Falton / IAME / VEGA	11	0:00,662	0:00,041	0:54,972	11	89,1 km/h

Rennleitung: Uwe Fuchs Racedirektor: Horst Seidel

Sportkommissare: Nikolas Spaderna / Ulrich Bell / Stefanie Srenk

Techn. Kommissare: H.-J. Dangers / M. Grasshoff / C. Schmidt / D. Pietzko / P. Litgen / M. Willenberg

Zeitnahme: KART-DATA timing service Franz Schieszler / Manfred Schneider



warm up DJKM (OK-Junior)

Fahrername Driver	Van Rooijen Mats	Strengé Phil Colin	Kornder Luke	Gorcica David	Gerstenkorn Marc	Bayyati Gemil	Papenburg Tom	Rudzevicius Kajus	Gostner Alex	Bralic Jason
schnellste Runde in Runde	0:54,310 Rn. 7	0:54,366 Rn. 10	0:54,381 Rn. 5	0:54,486 Rn. 11	0:54,496 Rn. 9	0:54,529 Rn. 10	0:54,656 Rn. 9	0:54,815 Rn. 11	0:54,931 Rn. 8	0:54,972 Rn. 11
Speed	90,1 km/h	90,1 km/h	90,0 km/h	89,9 km/h	89,8 km/h	89,8 km/h	89,6 km/h	89,3 km/h	89,1 km/h	89,1 km/h
Lap 1	1:01,744	1:00,341	1:06,656	0:57,896	0:56,747	0:56,931	0:58,553	0:59,316	1:00,320	0:56,940
Lap 2	0:55,163	0:55,182	1:00,247	0:54,867	0:55,190	0:54,753	0:55,251	1:01,048	1:01,069	0:55,519
Lap 3	0:54,438	0:54,542	0:59,412	0:54,811	0:54,603	0:54,982	0:54,873	0:55,251	0:56,104	0:55,641
Lap 4	0:54,598	0:54,386	0:54,543	0:54,799	0:54,687	0:54,771	2:36,626	0:55,954	0:55,286	0:55,055
Lap 5	0:54,337	0:54,429	0:54,381	0:54,958	0:54,723	0:54,769	1:03,429	0:55,290	1:39,519	0:55,164
Lap 6	0:54,326	0:54,418	0:54,551	0:55,335	2:26,206	1:49,732	0:54,884	0:54,848	0:56,241	0:55,244
Lap 7	0:54,310	0:54,412	0:54,466	0:54,697	0:56,262	0:55,385	0:54,743	0:54,927	0:55,207	0:55,359
Lap 8	0:54,465	0:54,406	0:54,516	0:54,615	0:54,690	0:54,681	0:54,905	0:57,540	0:54,931	0:55,275
Lap 9		0:54,527	0:54,553	0:54,555	0:54,496	0:54,632	0:54,656	0:55,677	0:54,948	0:55,299
Lap 10		0:54,366	0:54,542	0:54,552		0:54,529		0:55,354	0:55,245	0:55,182
Lap 11			0:54,526	0:54,486				0:54,815		0:54,972

Warm up DJKM (OK-Junior)

Ziel		Sektion 1		Sektion 2		Sektion 3	
Fahrername	Zeit	Fahrername	Zeit	Fahrername	Zeit	Fahrername	Zeit
1 151 Van Rooijen,Mats	0:54,310	130 Kornder,Luke	0:21,790	195 Strengé,Phil Colin	0:16,133	151 Van Rooijen,Mats	0:16,273
2 195 Strengé,Phil Colin	0:54,366	151 Van Rooijen,Mats	0:21,791	151 Van Rooijen,Mats	0:16,182	195 Strengé,Phil Colin	0:16,340
3 130 Kornder,Luke	0:54,381	188 Górcica,David	0:21,811	164 Gerstenkorn,Marc	0:16,197	130 Kornder,Luke	0:16,357
4 188 Górcica,David	0:54,486	195 Strengé,Phil Colin	0:21,824	130 Kornder,Luke	0:16,207	188 Górcica,David	0:16,381
5 164 Gerstenkorn,Marc	0:54,496	176 Bayyati,Cemil	0:21,862	188 Górcica,David	0:16,230	164 Gerstenkorn,Marc	0:16,402
6 176 Bayyati,Cemil	0:54,529	164 Gerstenkorn,Marc	0:21,897	176 Bayyati,Cemil	0:16,258	176 Bayyati,Cemil	0:16,403
7 107 Papenburg,Tom	0:54,656	109 Rudzevicius,Kajus	0:21,940	107 Papenburg,Tom	0:16,265	107 Papenburg,Tom	0:16,448
8 109 Rudzevicius,Kajus	0:54,815	107 Papenburg,Tom	0:21,943	127 Brunner Gostner,Alex	0:16,316	127 Brunner Gostner,Alex	0:16,453
9 127 Brunner Gostner,Alex	0:54,931	152 Bralic,Jason	0:21,947	109 Rudzevicius,Kajus	0:16,329	109 Rudzevicius,Kajus	0:16,488
10 152 Bralic,Jason	0:54,972	127 Brunner Gostner,Alex	0:22,055	152 Bralic,Jason	0:16,375	152 Bralic,Jason	0:16,577



warm up DJKM (OK-Junior)

Die schnellsten Zeiten

Ort	Nr. Fahrername	Zeit	Streckenl.	ø Speed
Ziel	151 Van Rooijen,Mats	0:54,310	1360 m	90,1 km/h
Sektion 1	130 Kornder,Luke	0:21,790	516 m	85,3 km/h
Sektion 2	195 Strengé,Phil Colin	0:16,133	352 m	78,5 km/h
Sektion 3	151 Van Rooijen,Mats	0:16,273	492 m	108,8 km/h

	Smr.151 Van Rooijen,Mats NLD Paul van Rooijen theoretisch mögliche Bestzeit 0:54,246	Smr.195 Strengé,Phil Colin DEU Jens Strengé ADAC Württemberg e.V. theoretisch mögliche Bestzeit 0:54,297	Smr.130 Kornder,Luke DEU SIM-ON theoretisch mögliche Bestzeit 0:54,354	Smr.188 Goráica,David CZE FORZA RACING z.s. theoretisch mögliche Bestzeit 0:54,422	Smr.164 Gerstenkorn,Marc CHE TB Racing Team theoretisch mögliche Bestzeit 0:54,496
best	Ziel Sektion 1 Sektion 2 Sektion 3 0:54,310 0:21,791 0:16,182 0:16,273	Ziel Sektion 1 Sektion 2 Sektion 3 0:54,366 0:21,824 0:16,133 0:16,340	Ziel Sektion 1 Sektion 2 Sektion 3 0:54,381 0:21,790 0:16,207 0:16,357	Ziel Sektion 1 Sektion 2 Sektion 3 0:54,486 0:21,811 0:16,230 0:16,381	Ziel Sektion 1 Sektion 2 Sektion 3 0:54,496 0:21,897 0:16,197 0:16,402
Runde 1	1:01,744 0:24,025 0:19,389 0:18,330	1:00,341 0:24,630 0:17,004 0:18,707	1:06,656 0:27,522 0:19,989 0:19,145	0:57,896 0:23,984 0:17,115 0:16,797	0:56,747 0:23,550 0:16,607 0:16,590
Runde 2	0:55,163 0:22,242 0:16,477 0:16,444	0:55,182 0:22,325 0:16,352 0:16,505	1:00,247 0:26,516 0:17,007 0:16,724	0:54,867 0:22,014 0:16,345 0:16,508	0:55,190 0:22,122 0:16,460 0:16,608
Runde 3	0:54,438 0:21,868 0:16,218 0:16,352	0:54,542 0:22,017 0:16,136 0:16,389	0:59,412 0:25,001 0:17,914 0:16,497	0:54,811 0:21,930 0:16,337 0:16,544	0:54,603 0:21,935 0:16,207 0:16,461
Runde 4	0:54,598 0:21,870 0:16,213 0:16,515	0:54,386 0:21,869 0:16,138 0:16,379	0:54,543 0:21,853 0:16,290 0:16,400	0:54,799 0:21,969 0:16,269 0:16,561	0:54,687 0:21,947 0:16,259 0:16,481
Runde 5	0:54,337 0:21,854 0:16,210 0:16,273	0:54,429 0:21,860 0:16,160 0:16,409	0:54,381 0:21,817 0:16,207 0:16,357	0:54,958 0:21,948 0:16,387 0:16,623	0:54,723 0:21,926 0:16,275 0:16,522
Runde 6	0:54,326 0:21,821 0:16,182 0:16,323	0:54,418 0:21,928 0:16,150 0:16,340	0:54,551 0:21,790 0:16,223 0:16,538	0:55,335 0:22,014 0:16,332 0:16,989	2:26,206 0:21,949 0:16,231 1:48,026
Runde 7	0:54,310 0:21,791 0:16,190 0:16,329	0:54,412 0:21,844 0:16,133 0:16,435	0:54,466 0:21,823 0:16,216 0:16,427	0:54,697 0:22,033 0:16,264 0:16,400	0:56,262 0:22,896 0:16,653 0:16,713
Runde 8	0:54,465 0:21,843 0:16,272 0:16,350	0:54,406 0:21,828 0:16,231 0:16,347	0:54,516 0:21,792 0:16,274 0:16,450	0:54,615 0:21,946 0:16,230 0:16,439	0:54,690 0:22,016 0:16,218 0:16,456
Runde 9	0:21,920 0:16,250	0:54,527 0:21,865 0:16,228 0:16,434	0:54,553 0:21,811 0:16,291 0:16,451	0:54,555 0:21,899 0:16,275 0:16,381	0:54,496 0:21,897 0:16,197 0:16,402
Runde 10		0:54,366 0:21,824 0:16,195 0:16,347	0:54,542 0:21,833 0:16,274 0:16,435	0:54,552 0:21,854 0:16,240 0:16,458	
Runde 11			0:54,526 0:21,826 0:16,258 0:16,442	0:54,486 0:21,811 0:16,261 0:16,414	



warm up DJKM (OK-Junior)

Die schnellsten Zeiten

Ort	Nr. Fahrername	Zeit	Streckenl.	ø Speed
Ziel	151 Van Rooijen,Mats	0:54,310	1360 m	90,1 km/h
Sektion 1	130 Kornder,Luke	0:21,790	516 m	85,3 km/h
Sektion 2	195 Strenghe,Phil Colin	0:16,133	352 m	78,5 km/h
Sektion 3	151 Van Rooijen,Mats	0:16,273	492 m	108,8 km/h

	Smr.176 Boyyati,Cemil DEU Lanari Racing Team	Smr.107 Papenburg,Tom NLD TB Racing Team	Smr.109 Rudzевичius,Kajus LTU NSL Racing	Smr.127 Brunner Gostner,Alex ITA TB Racing Team	Smr.152 Bralic,Jason NLD Falcon Racing Team
	theoretisch mögliche Bestzeit 0:54,523	theoretisch mögliche Bestzeit 0:54,656	theoretisch mögliche Bestzeit 0:54,757	theoretisch mögliche Bestzeit 0:54,824	theoretisch mögliche Bestzeit 0:54,899
best	Ziel Sektion 1 Sektion 2 Sektion 3 0:54,529 0:21,862 0:16,258 0:16,403	Ziel Sektion 1 Sektion 2 Sektion 3 0:54,656 0:21,943 0:16,265 0:16,448	Ziel Sektion 1 Sektion 2 Sektion 3 0:54,815 0:21,940 0:16,329 0:16,488	Ziel Sektion 1 Sektion 2 Sektion 3 0:54,931 0:22,055 0:16,316 0:16,453	Ziel Sektion 1 Sektion 2 Sektion 3 0:54,972 0:21,947 0:16,375 0:16,577
Runde 1	0:56,931 0:23,701 0:16,728 0:16,502	0:50,553 0:24,807 0:17,005 0:16,741	0:59,316 0:24,738 0:17,568 0:17,010	1:00,320 0:25,773 0:17,799 0:16,748	0:56,940 0:23,425 0:16,811 0:16,704
Runde 2	0:54,753 0:21,974 0:16,369 0:16,410	0:55,251 0:22,345 0:16,399 0:16,507	1:01,048 0:27,057 0:17,255 0:16,736	1:01,069 0:22,283 0:16,416 0:17,370	0:55,519 0:22,230 0:16,605 0:16,684
Runde 3	0:54,982 0:22,180 0:16,324 0:16,478	0:54,873 0:22,090 0:16,311 0:16,472	0:55,251 0:22,092 0:16,526 0:16,633	0:56,104 0:22,652 0:16,768 0:16,684	0:55,641 0:22,596 0:16,456 0:16,589
Runde 4	0:54,771 0:22,043 0:16,292 0:16,436	2:36,626 0:22,148 0:16,363 1:58,115	0:55,954 0:22,078 0:16,683 0:17,193	0:55,286 0:22,169 0:16,510 0:16,607	0:55,055 0:22,086 0:16,375 0:16,594
Runde 5	0:54,769 0:22,012 0:16,354 0:16,403	1:03,429 0:27,727 0:19,089 0:16,613	0:55,290 0:22,211 0:16,537 0:16,542	1:39,519 0:22,055 0:16,442 1:01,022	0:55,164 0:22,051 0:16,473 0:16,640
Runde 6	1:49,732 0:21,905 0:16,294 1:11,533	0:54,884 0:22,111 0:16,301 0:16,472	0:54,848 0:21,940 0:16,403 0:16,505	0:56,241 0:22,993 0:16,687 0:16,561	0:55,244 0:22,038 0:16,472 0:16,734
Runde 7	0:55,385 0:22,564 0:16,354 0:16,467	0:54,743 0:21,978 0:16,274 0:16,491	0:54,927 0:22,069 0:16,346 0:16,512	0:55,207 0:22,342 0:16,397 0:16,468	0:55,359 0:22,102 0:16,551 0:16,706
Runde 8	0:54,681 0:21,977 0:16,258 0:16,446	0:54,905 0:22,131 0:16,271 0:16,503	0:57,540 0:23,062 0:17,245 0:17,233	0:54,931 0:22,093 0:16,316 0:16,522	0:55,275 0:22,074 0:16,522 0:16,679
Runde 9	0:54,632 0:21,948 0:16,271 0:16,413	0:54,656 0:21,943 0:16,265 0:16,448	0:55,677 0:22,035 0:16,383 0:17,259	0:54,948 0:22,089 0:16,402 0:16,457	0:55,299 0:22,117 0:16,509 0:16,673
Runde 10	0:54,579 0:21,862 0:16,258 0:16,409		0:55,354 0:22,383 0:16,431 0:16,540	0:55,245 0:22,331 0:16,461 0:16,453	0:55,182 0:22,059 0:16,465 0:16,658
Runde 11			0:54,815 0:21,998 0:16,329 0:16,488		0:54,972 0:21,947 0:16,448 0:16,577

Ranking Qualifying Heats DJKM (OK-Junior)

Strecke / track: 1360m

fastest Race Lap from Phil Colin Strenge in Heat 1 / Lap 8 in 0:54,544

Pos	Str. Nr.	Fahrer / Driver	Nation	Bewerber / Sponsor	Nation	Lizenz / B-Lizenz	Chassis / Motor / Reifen	Punkte / Points	Quali / POS	Lauf / Heat	Pos	Punkte / Points	Rn. / Lp	Zeit / Time	schnellste / fastest Lap	Runde / in Lap
1	195	STRENGE, Phil Colin	DEU	Jens Strenge ADAC Württemberg e.V.	DEU	25516 BEK1304209	LN / TM / VEGA	4	2	1 1 2 4	0 8 4 8	8	7:20,282 7:25,106	0:54,544 0:54,669	8 7	
2	151	VAN ROOIJEN, Mats	NLD	Paul van Rooijen	NLD	42638 46084	Tony Kart / IAME / VEGA	4	3	1 2 2 2	2 8 2 8	8	7:21,736 7:23,182	0:54,696 0:54,859	6 8	
3	130	KORNDER, Luke	DEU	SIM-ON	DEU	12977 17883	Tony Kart / TM / VEGA	6	1	1 6 2 1	6 8 0 8	8	7:23,996 7:22,965	0:54,637 0:54,894	7 8	
4	164	GERSTENKORN, Marc	CHE	TB Racing Team	DEU	375 12562	KR / IAME / VEGA	8	5	1 5 2 3	5 8 3 8	8	7:23,621 7:24,927	0:54,734 0:55,032	2 7	
5	188	GORCICA, David	CZE	FORZA RACING z.s.	CZE	23AS0082 23AT00121	MS Kart / TM / VEGA	9	6	1 4 2 5	4 8 5 8	8	7:22,783 7:25,182	0:54,691 0:54,973	7 6	
6	176	BAYYATI, Cemil	DEU	Lanari Racing Team	DEU	15366 17166	KR / IAME / VEGA	11	4	1 3 2 8	3 8 8 8	8	7:22,606 7:27,551	0:54,748 0:55,133	2 5	
7	107	PAPENBURG, Tom	Rookie NLD	TB Racing Team	DEU	42649 12562	KR / IAME / VEGA	15	9	1 8 2 7	8 8 7 8	8	7:25,788 7:27,455	0:54,948 0:55,226	8 7	
8	152	BRALIC, Jason	NLD	Falcon Racing Team	NLD	46957 12133	Falcon / IAME / VEGA	16	7	1 10 2 6	10 8 6 8	8	7:29,716 7:25,509	0:54,750 0:54,910	8 8	
9	127	BRUNNER GOSTNER, Alex	ITA	TB Racing Team	DEU	460701 12562	KR / IAME / VEGA	17	8	1 7 2 10	7 8 10 8	8	7:25,255 7:32,615	0:54,713 0:55,053	8 4	
10	109	RUDZEVICIUS, Kajus	LTU	NSL Racing	LTU	2023-ITG/004 2023-KL/06	Gillard / TM / VEGA	18	10	1 9 2 9	9 8 9 8	8	7:26,246 7:28,333	0:55,033 0:55,180	8 8	

Rennleitung: Uwe Fuchs Racedirektor: Horst Seidel

Sportkommissare: Nikolas Spaderna / Ulrich Bell / Stefanie Srenk

Techn. Kommissare: H.-J. Dangers / M. Grashoff / C. Schmidt / D. Pietzko / P. Litgen / M. Willenberg

Zeitnahme: KART-DATA timing service Franz Schieszler / Manfred Schneider

5 127
TB Racing Team
BRUNNER GOSTNER Alex
Startposition 9

5 109
NSL Racing
RUDZEVICIUS Kajus
Startposition 10

4 107
TB Racing Team
PAPENBURG Tom
Startposition 7

4 152
Falcon Racing Team
BRALIC Jason
Startposition 8

3 188
FORZA RACING z.s.
GORCICA David
Startposition 5

3 176
Lanari Racing Team
BAYYATI Cemil
Startposition 6

2 130
SIM-ON
KORNDER Luke
Startposition 3

2 164
TB Racing Team
GERSTENKORN Marc
Startposition 4

1 195
Jens Strenge
STRENGE Phil Colin
Startposition 1

1 151
Paul van Rooijen
VAN ROOIJEN Mats
Startposition 2



Starting Grid DJKM (OK-Junior)

Rennen 14



R 7 DJKM (OK-Junior) Heat 2

Strecke / track: 1360m

fastest Lap Phil COLIN STRENGE at: 0:54,669

started: 10 classified: 10 not classified: 0

Pos	St. Nr.	Fahrer Driver	Nation	Bewerber / Sponsor	Nation	Lizenz R-Lizenz	Chassis / Motor / Reifen	Penalty	Points	Runden Laps	Gesamtzeit Differenz	Abstand Gap	beste Runde best Lap	in R. in L.	Ø Geschw. ø Speed
1	130	KORNDER, Luke	DEU	SIM-ON	DEU	12977 17883	Tony Kart / TM / VEGA		0	8	7:22,965		0:54,894	8	88,4 km/h 89,2 km/h
2	151	VAN ROOIJEN, Mats	NLD	Paul van Rooijen	NLD	42638 46084	Tony Kart / IAME / VEGA		2	8	7:23,182 0:00,217	0:00,217	0:54,859	8	88,4 km/h 89,2 km/h
3	164	GERSTENKORN, Marc	CHE	TB Racing Team	DEU	375 12562	KR / IAME / VEGA		3	8	7:24,927 0:01,962	0:01,745	0:55,032	7	88 km/h 89 km/h
4	195	STRENGE, Phil Colin	DEU	Jens Strenge ADAC Württemberg e.V.	DEU	25516 BEK1304209	LN / TM / VEGA		4	8	7:25,106 0:02,141	0:00,179	0:54,669	7	88 km/h 89,6 km/h
5	188	GORCICA, David	CZE	FORZA RACING z.s.	CZE	23AS0082 23AT00121	MS Kart / TM / VEGA		5	8	7:25,182 0:02,217	0:00,076	0:54,973	6	88 km/h 89,1 km/h
6	152	BRALIC, Jason	NLD	Falcon Racing Team	NLD	46957 12133	Falcon / IAME / VEGA		6	8	7:25,509 0:02,544	0:00,327	0:54,910	8	87,9 km/h 89,2 km/h
7	107	PAPENBURG, Tom	Rookie NLD	TB Racing Team	DEU	42649 12562	KR / IAME / VEGA		7	8	7:27,455 0:04,490	0:01,946	0:55,226	7	87,5 km/h 88,7 km/h
8	176	BAYYATI, Cemil	DEU	Lanari Racing Team	DEU	15366 17166	KR / IAME / VEGA		8	8	7:27,551 0:04,586	0:00,096	0:55,133	5	87,5 km/h 88,8 km/h
9	109	RUDZEVICIUS, Kajus	LTU	NSL Racing	LTU	2023-ITG/004 2023-KL/06	Gillard / TM / VEGA		9	8	7:28,333 0:05,368	0:00,782	0:55,180	8	87,4 km/h 88,7 km/h
10	127	BRUNNER GOSTNER, Alex	ITA	TB Racing Team	DEU	460701 12562	KR / IAME / VEGA	5 sec.	10	8	7:32,615 0:09,650	0:04,282	0:55,053	4	86,5 km/h 88,9 km/h

StNr. 127 5 sec. penalty Frontfaring

Rennleitung: Uwe Fuchs Racedirektor: Horst Seidel

Sportkommissare: Nikolas Spaderna / Ulrich Bell / Stefanie Srenk

Techn. Kommissare: H.-J. Dangers / M. Grasshoff / C.Schmidt / D.Pietzko / P.Litgen / M.Willenberg

Zeitnahme: KART-DATA timing service Franz Schieszler / Manfred Schneider

Zeitnahme / timekeeping

control *Schieszler*
Franz Schieszler

freigegeben: 15:49:59

R 7 DJKM (OK-Junior) Heat 2

Fahrername Driver	Kornder Luke	Van Rooijen Mats	Gerstenkorn Marc	Strengle Phil Colin	Garcia David	Bralic Jason	Papenburg Tom	Boyati Cemil	Rudzevicius Kajus	Gostner Alex
schnellste Runde in Runde	0:54,894 Rn. 8	0:54,859 Rn. 8	0:55,032 Rn. 7	0:54,669 Rn. 7	0:54,973 Rn. 6	0:54,910 Rn. 8	0:55,226 Rn. 7	0:55,133 Rn. 5	0:55,180 Rn. 8	0:55,053 Rn. 4
Speed	89,2 km/h	89,2 km/h	89,0 km/h	89,6 km/h	89,1 km/h	89,2 km/h	88,7 km/h	88,8 km/h	88,7 km/h	88,9 km/h
Lap 1	0:55,380	0:55,497	0:55,658	0:55,922	0:56,143	0:56,490	0:56,718	0:55,555	0:57,128	0:56,941
Lap 2	0:55,165	0:55,254	0:55,568	0:55,827	0:55,344	0:55,399	0:55,891	0:55,673	0:55,545	0:55,313
Lap 3	0:55,047	0:55,092	0:55,281	0:55,279	0:55,250	0:55,656	0:55,699	0:57,894	0:56,380	0:56,456
Lap 4	0:55,250	0:55,148	0:55,275	0:55,147	0:55,279	0:55,144	0:55,257	0:55,277	0:55,477	0:55,053
Lap 5	0:55,126	0:55,112	0:55,265	0:55,731	0:55,506	0:55,331	0:55,367	0:55,133	0:55,477	0:55,257
Lap 6	0:55,014	0:55,082	0:55,120	0:54,857	0:54,973	0:55,113	0:55,466	0:55,254	0:55,339	0:55,725
Lap 7	0:54,988	0:54,977	0:55,032	0:54,669	0:55,104	0:55,161	0:55,226	0:55,320	0:55,223	0:55,369
Lap 8	0:54,894	0:54,859	0:55,497	0:55,591	0:55,327	0:54,910	0:55,456	0:55,278	0:55,180	0:55,139

R 7 DJKM (OK-Junior) Heat 2

Ziel		Sektion 1		Sektion 2		Sektion 3	
Fahrername	Zeit	Fahrername	Zeit	Fahrername	Zeit	Fahrername	Zeit
1 195 Srengé,Phil Colin	0:54,669	130 Kornder,Luke	0:21,986	195 Srengé,Phil Colin	0:16,236	151 Van Rooijen,Mats	0:16,431
2 151 Van Rooijen,Mats	0:54,859	195 Srengé,Phil Colin	0:21,988	188 Górcica,David	0:16,295	176 Bayyati,Cemil	0:16,444
3 130 Kornder,Luke	0:54,894	164 Gerstenkorn,Marc	0:22,019	130 Kornder,Luke	0:16,358	195 Srengé,Phil Colin	0:16,445
4 152 Bralic,Jason	0:54,910	188 Górcica,David	0:22,026	127 Brunner Gostner,Alex	0:16,359	188 Górcica,David	0:16,465
5 188 Górcica,David	0:54,973	151 Van Rooijen,Mats	0:22,032	151 Van Rooijen,Mats	0:16,383	127 Brunner Gostner,Alex	0:16,481
6 164 Gerstenkorn,Marc	0:55,032	152 Bralic,Jason	0:22,033	152 Bralic,Jason	0:16,385	152 Bralic,Jason	0:16,492
7 127 Brunner Gostner,Alex	0:55,053	176 Bayyati,Cemil	0:22,055	176 Bayyati,Cemil	0:16,415	164 Gerstenkorn,Marc	0:16,514
8 176 Bayyati,Cemil	0:55,133	127 Brunner Gostner,Alex	0:22,065	107 Papenburg,Tom	0:16,426	130 Kornder,Luke	0:16,550
9 109 Rudzevicius,Kajus	0:55,180	109 Rudzevicius,Kajus	0:22,074	164 Gerstenkorn,Marc	0:16,436	107 Papenburg,Tom	0:16,575
10 107 Papenburg,Tom	0:55,226	107 Papenburg,Tom	0:22,118	109 Rudzevicius,Kajus	0:16,491	109 Rudzevicius,Kajus	0:16,604



R 7 DJKM (OK-Junior) Heat 2

Die schnellsten Zeiten			
Ort	Nr. Fahrername	Zeit	Streckenl. ø Speed
Ziel	195 Strengé,Phil Colin	0:54,669	1360 m 89,6 km/h
Sektion 1	130 Kornder,Luke	0:21,986	516 m 84,5 km/h
Sektion 2	195 Strengé,Phil Colin	0:16,236	352 m 78,0 km/h
Sektion 3	151 Van Rooijen,Mats	0:16,431	492 m 107,8 km/h

	Smr.130 Kornder,Luke DEU SIM-ON			Smr.151 Van Rooijen,Mats NLD			Smr.164 Gerstenkorn,Marc CHE TB Racing Team			Smr.195 Strengé,Phil Colin DEU			Smr.188 Goritca,David CZE FORZA RACING z.s.			
	theoretisch mögliche Bestzeit	Sektion 1	Sektion 2	Sektion 3	theoretisch mögliche Bestzeit	Sektion 1	Sektion 2	Sektion 3	theoretisch mögliche Bestzeit	Sektion 1	Sektion 2	Sektion 3	theoretisch mögliche Bestzeit	Sektion 1	Sektion 2	Sektion 3
best	0:54,894	0:21,986	0:16,358	0:16,550	0:54,859	0:22,032	0:16,383	0:16,431	0:55,032	0:22,019	0:16,436	0:16,514	0:54,669	0:21,988	0:16,236	0:16,445
Runde 1	0:55,380	0:22,348	0:16,411	0:16,621	0:55,497	0:22,468	0:16,452	0:16,577	0:55,658	0:22,586	0:16,558	0:16,514	0:55,922	0:23,006	0:16,439	0:16,477
Runde 2	0:55,165	0:22,122	0:16,389	0:16,654	0:55,254	0:22,242	0:16,434	0:16,578	0:55,568	0:22,191	0:16,835	0:16,542	0:55,827	0:22,154	0:16,865	0:16,808
Runde 3	0:55,047	0:22,048	0:16,382	0:16,617	0:55,092	0:22,148	0:16,391	0:16,553	0:55,281	0:22,291	0:16,486	0:16,554	0:55,279	0:22,466	0:16,359	0:16,454
Runde 4	0:55,250	0:22,120	0:16,497	0:16,633	0:55,148	0:22,104	0:16,503	0:16,541	0:55,275	0:22,128	0:16,443	0:16,704	0:55,147	0:22,043	0:16,331	0:16,773
Runde 5	0:55,126	0:22,095	0:16,485	0:16,596	0:55,112	0:22,083	0:16,516	0:16,513	0:55,265	0:22,073	0:16,579	0:16,613	0:55,731	0:22,780	0:16,411	0:16,540
Runde 6	0:55,014	0:22,040	0:16,383	0:16,591	0:55,082	0:22,032	0:16,486	0:16,564	0:55,120	0:22,099	0:16,450	0:16,571	0:54,857	0:21,995	0:16,396	0:16,466
Runde 7	0:54,988	0:22,022	0:16,384	0:16,582	0:54,977	0:22,063	0:16,420	0:16,494	0:55,032	0:22,019	0:16,460	0:16,553	0:54,669	0:21,988	0:16,236	0:16,445
Runde 8	0:54,894	0:21,986	0:16,358	0:16,550	0:54,859	0:22,045	0:16,383	0:16,431	0:55,497	0:22,411	0:16,548	0:16,538	0:55,591	0:22,175	0:16,500	0:16,916



R 7 DJKM (OK-Junior) Heat 2

Die schnellsten Zeiten

Ort	Nr. Fahrername	Zeit	Streckenl.	ø Speed
Ziel	195 Strenghe,Phil Colin	0:54,669	1360 m	89,6 km/h
Sektion 1	130 Konrader,Luke	0:21,986	516 m	84,5 km/h
Sektion 2	195 Strenghe,Phil Colin	0:16,236	352 m	78,0 km/h
Sektion 3	151 Van Rooijen,Mats	0:16,431	492 m	107,8 km/h

	Smr.152 Brailic,Jason NLD Falcon Racing Team			Smr.107 Popenburg,Tom NLD TB Racing Team			Smr.176 Bayyati,Cemil DEU Lanari Racing Team			Smr.109 Rutzevicius,Kijus LTU NSL Racing			Smr.127 Brunner Gostner,Alex ITA TB Racing Team		
	theoretisch mögliche Bestzeit	Sektion 2	Sektion 3	theoretisch mögliche Bestzeit	Sektion 2	Sektion 3	theoretisch mögliche Bestzeit	Sektion 1	Sektion 2	Sektion 3	theoretisch mögliche Bestzeit	Sektion 1	Sektion 2	Sektion 3	
best	0:54,910	0:22,033	0:16,385	0:16,446	0:16,584	0:16,584	0:55,226	0:22,118	0:16,426	0:16,575	0:55,180	0:22,074	0:16,491	0:16,604	
Runde 1	0:56,490	0:23,460	0:16,446	0:16,584	0:16,584	0:16,584	0:56,718	0:23,492	0:16,636	0:16,590	0:57,128	0:23,600	0:16,803	0:16,725	
Runde 2	0:55,399	0:22,077	0:16,459	0:16,863	0:16,863	0:16,863	0:55,891	0:22,696	0:16,426	0:16,769	0:55,545	0:22,262	0:16,617	0:16,666	
Runde 3	0:55,656	0:22,328	0:16,745	0:16,583	0:16,583	0:16,583	0:55,699	0:22,205	0:16,810	0:16,684	0:56,380	0:22,197	0:17,276	0:16,907	
Runde 4	0:55,144	0:22,073	0:16,452	0:16,619	0:16,619	0:16,619	0:55,257	0:22,118	0:16,460	0:16,679	0:56,456	0:22,110	0:17,566	0:16,780	
Runde 5	0:55,331	0:22,226	0:16,536	0:16,569	0:16,569	0:16,569	0:55,367	0:22,163	0:16,551	0:16,653	0:55,477	0:22,284	0:16,533	0:16,660	
Runde 6	0:55,113	0:22,047	0:16,454	0:16,612	0:16,612	0:16,612	0:55,466	0:22,302	0:16,490	0:16,674	0:55,339	0:22,122	0:16,602	0:16,615	
Runde 7	0:55,161	0:22,125	0:16,480	0:16,556	0:16,556	0:16,556	0:55,226	0:22,208	0:16,443	0:16,575	0:55,223	0:22,097	0:16,519	0:16,607	
Runde 8	0:54,910	0:22,033	0:16,385	0:16,492	0:16,492	0:16,492	0:55,456	0:22,227	0:16,447	0:16,782	0:55,180	0:22,074	0:16,491	0:16,615	

R 3 DJKM (OK-Junior) Heat 1

Strecke / track: 1360m

fastest Lap Phil Colin STRENGE at: 0:54,544

started: 10 classified: 10 not classified: 0

Pos	St. Nr.	Fahrer Driver	Nation	Bewerber / Sponsor	Nation	Lizenz R.Lizenz	Chassis / Motor / Reifen	Penalty	Points	Runden Laps	Gesamtzeit Differenz	Abstand Gap	beste Runde best Lap	in R. in L.	o Geschw. o Speed
1	195	STRENGE, Phil Colin	DEU	Jens Strenge ADAC Württemberg e.V.	DEU	25516 BEK1304209	LN / TM / VEGA		0	8	7:20,282		0:54,544	8	89 km/h 89,8 km/h
2	151	VAN ROOIJEN, Mats	NLD	Paul van Rooijen	NLD	42638 46084	Tony Kart / IAME / VEGA		2	8	7:21,736 0:01,454	0:01,454	0:54,696	6	88,7 km/h 89,5 km/h
3	176	BAYYATI, Cemil	DEU	Lanari Racing Team	DEU	15366 17166	KR / IAME / VEGA		3	8	7:22,606 0:02,324	0:00,870	0:54,748	2	88,5 km/h 89,4 km/h
4	188	GORCICA, David	CZE	FORZA RACING z.s.	CZE	23AS0082 23AT00121	MS Kart / TM / VEGA		4	8	7:22,783 0:02,501	0:00,177	0:54,691	7	88,5 km/h 89,5 km/h
5	164	GERSTENKORN, Marc	CHE	TB Racing Team	DEU	375 12562	KR / IAME / VEGA		5	8	7:23,621 0:03,339	0:00,838	0:54,734	2	88,3 km/h 89,5 km/h
6	130	KORNDER, Luke	DEU	SIM-ON	DEU	12977 17883	Tony Kart / TM / VEGA		6	8	7:23,996 0:03,714	0:00,375	0:54,637	7	88,2 km/h 89,6 km/h
7	127	BRUNNER GOSTNER, Alex	ITA	TB Racing Team	DEU	460701 12562	KR / IAME / VEGA		7	8	7:25,255 0:04,973	0:01,259	0:54,713	8	88 km/h 89,5 km/h
8	107	PAPENBURG, Tom	Rookie NLD	TB Racing Team	DEU	42649 12562	KR / IAME / VEGA		8	8	7:25,788 0:05,506	0:00,533	0:54,948	8	87,9 km/h 89,1 km/h
9	109	RUDZEVICIUS, Kajus	LTU	NSL Racing	LTU	2023-ITG/004 2023-KL/06	Gillard / TM / VEGA		9	8	7:26,246 0:05,964	0:00,458	0:55,033	8	87,8 km/h 89 km/h
10	152	BRALIC, Jason	NLD	Falcon Racing Team	NLD	46957 12133	Falcon / IAME / VEGA	5 sec.	10	8	7:29,716 0:09,434	0:03,470	0:54,750	8	87,1 km/h 89,4 km/h

StNr. 152 5 sec. penalty Frontfaring

Rennleitung: Uwe Fuchs Racedirektor: Horst Seidel

Sportkommissare: Nikolas Spaderna / Ulrich Bell / Stefanie Srenk

Techn. Kommissare: H.-J. Dangers / M. Grasshoff / C. Schmidt / D. Pietzko / P. Litgen / M. Willenberg

Zeitnahme: KART-DATA timing service Franz Schieszler / Manfred Schneider

Zeitnahme / timekeeping

control Franz Schieszler

freigegeben: 14:09:49



R 3 DJKM (OK-Junior) Heat 1

Fahrername Driver	Sreng Phil Colin	Van Rooijen Mats	Bayyati Cemil	Gorrica David	Gerstenkorn Marc	Kornder Luke	Gostner Alex	Papenburg Tom	Rudzevicius Kajus	Bralic Jason
schnellste Runde in Runde	0:54,544 Rn. 8	0:54,696 Rn. 6	0:54,748 Rn. 2	0:54,691 Rn. 7	0:54,734 Rn. 2	0:54,637 Rn. 7	0:54,713 Rn. 8	0:54,948 Rn. 8	0:55,033 Rn. 8	0:54,750 Rn. 8
Speed	89,8 km/h	89,5 km/h	89,4 km/h	89,5 km/h	89,5 km/h	89,6 km/h	89,5 km/h	89,1 km/h	89,0 km/h	89,4 km/h
Lap 1	0:55,725	0:55,374	0:56,032	0:56,675	0:55,863	0:55,673	0:57,036	0:56,934	0:57,240	0:56,520
Lap 2	0:54,763	0:55,074	0:54,748	0:54,857	0:54,734	0:54,986	0:54,945	0:55,000	0:55,050	0:54,893
Lap 3	0:55,244	0:55,864	0:55,472	0:54,944	0:55,752	0:55,662	0:55,659	0:55,707	0:55,486	0:55,255
Lap 4	0:54,678	0:55,004	0:55,142	0:55,420	0:55,442	0:56,441	0:55,906	0:55,403	0:55,936	0:55,493
Lap 5	0:54,651	0:54,769	0:55,042	0:54,869	0:55,006	0:54,824	0:54,784	0:55,131	0:55,239	0:54,799
Lap 6	0:54,625	0:54,696	0:54,835	0:54,775	0:55,824	0:55,770	0:55,552	0:55,575	0:55,164	0:56,664
Lap 7	0:54,690	0:54,781	0:54,831	0:54,691	0:54,788	0:54,637	0:54,979	0:55,468	0:55,264	0:54,793
Lap 8	0:54,544	0:54,811	0:55,018	0:54,956	0:54,739	0:54,696	0:54,713	0:54,948	0:55,033	0:54,750

R 3 DJKM (OK-Junior) Heat 1

Ziel		Sektion 1		Sektion 2		Sektion 3	
Fahrername	Zeit	Fahrername	Zeit	Fahrername	Zeit	Fahrername	Zeit
1 195 Srengre,Phil Colin	0:54,544	195 Srengre,Phil Colin	0:21,841	195 Srengre,Phil Colin	0:16,219	195 Srengre,Phil Colin	0:16,376
2 130 Kornder,Luke	0:54,637	130 Kornder,Luke	0:21,877	107 Papenburg,Tom	0:16,263	176 Bayyati,Cemil	0:16,391
3 188 Gortica,David	0:54,691	152 Bralic,Jason	0:21,900	130 Kornder,Luke	0:16,264	151 Van Rooijen,Mats	0:16,400
4 151 Van Rooijen,Mats	0:54,696	188 Gortica,David	0:21,917	127 Brunner Gostner,Alex	0:16,273	188 Gortica,David	0:16,410
5 127 Brunner Gostner,Alex	0:54,713	164 Gerstenkorn,Marc	0:21,918	164 Gerstenkorn,Marc	0:16,289	152 Bralic,Jason	0:16,442
6 164 Gerstenkorn,Marc	0:54,734	151 Van Rooijen,Mats	0:21,921	151 Van Rooijen,Mats	0:16,298	127 Brunner Gostner,Alex	0:16,444
7 176 Bayyati,Cemil	0:54,748	127 Brunner Gostner,Alex	0:21,944	152 Bralic,Jason	0:16,298	164 Gerstenkorn,Marc	0:16,451
8 152 Bralic,Jason	0:54,750	176 Bayyati,Cemil	0:21,951	188 Gortica,David	0:16,347	130 Kornder,Luke	0:16,457
9 107 Papenburg,Tom	0:54,948	109 Rudzevicius,Kajus	0:22,045	109 Rudzevicius,Kajus	0:16,380	107 Papenburg,Tom	0:16,498
10 109 Rudzevicius,Kajus	0:55,033	107 Papenburg,Tom	0:22,097	176 Bayyati,Cemil	0:16,391	109 Rudzevicius,Kajus	0:16,545



R 3 DJKM (OK-Junior) Heat 1

Die schnellsten Zeiten

Ort	Nr. Fahrername	Zeit	Streckenl.	ø Speed
Ziel	195 Strengé,Phil Colin	0:54,544	1360 m	89,8 km/h
Sektion 1	195 Strengé,Phil Colin	0:21,841	516 m	85,1 km/h
Sektion 2	195 Strengé,Phil Colin	0:16,219	352 m	78,1 km/h
Sektion 3	195 Strengé,Phil Colin	0:16,376	492 m	108,2 km/h

	Smr.195 Strengé,Phil Colin DEU	Smr.151 Van Rooijen,Mats NLD	Smr.176 Bayyati,Cemil DEU	Smr.188 Goráica,David CZE	Smr.164 Gerstenkorn,Marc CHE
	Jens Strengé ADAC Württemberg e. V. theoretisch mögliche Bestzeit 0:54,436	Paul van Rooijen theoretisch mögliche Bestzeit 0:54,619	Lanari Racing Team theoretisch mögliche Bestzeit 0:54,733	FORZA RACING z.s. theoretisch mögliche Bestzeit 0:54,674	TB Racing Team theoretisch mögliche Bestzeit 0:54,658
best	Ziel Sektion 1 Sektion 2 Sektion 3 0:54,544 0:21,841 0:16,219 0:16,376	Ziel Sektion 1 Sektion 2 Sektion 3 0:54,696 0:21,921 0:16,298 0:16,400	Ziel Sektion 1 Sektion 2 Sektion 3 0:54,748 0:21,951 0:16,391 0:16,391	Ziel Sektion 1 Sektion 2 Sektion 3 0:54,691 0:21,917 0:16,347 0:16,410	Ziel Sektion 1 Sektion 2 Sektion 3 0:54,734 0:21,918 0:16,289 0:16,451
Runde 1	0:55,725 0:22,705 0:16,614 0:16,406	0:55,374 0:22,529 0:16,445 0:16,400	0:56,032 0:23,017 0:16,549 0:16,466	0:56,675 0:23,296 0:16,654 0:16,725	0:55,863 0:22,714 0:16,603 0:16,546
Runde 2	0:54,763 0:21,933 0:16,389 0:16,441	0:55,074 0:21,964 0:16,375 0:16,735	0:54,748 0:21,966 0:16,391 0:16,391	0:54,857 0:22,050 0:16,351 0:16,456	0:54,734 0:21,918 0:16,301 0:16,515
Runde 3	0:55,244 0:22,106 0:16,370 0:16,768	0:55,864 0:22,068 0:16,409 0:17,387	0:55,472 0:22,286 0:16,391 0:16,795	0:54,944 0:21,999 0:16,459 0:16,486	0:55,752 0:22,560 0:16,456 0:16,736
Runde 4	0:54,678 0:21,984 0:16,224 0:16,470	0:55,004 0:22,138 0:16,371 0:16,495	0:55,142 0:22,226 0:16,399 0:16,517	0:55,420 0:22,585 0:16,368 0:16,467	0:55,442 0:22,683 0:16,308 0:16,451
Runde 5	0:54,651 0:21,942 0:16,220 0:16,489	0:54,769 0:21,962 0:16,298 0:16,509	0:55,042 0:21,980 0:16,615 0:16,447	0:54,869 0:22,001 0:16,401 0:16,467	0:55,006 0:21,940 0:16,421 0:16,645
Runde 6	0:54,625 0:21,966 0:16,236 0:16,423	0:54,696 0:21,927 0:16,333 0:16,436	0:54,835 0:21,951 0:16,454 0:16,430	0:54,775 0:21,982 0:16,383 0:16,410	0:55,824 0:22,839 0:16,493 0:16,492
Runde 7	0:54,690 0:22,006 0:16,308 0:16,376	0:54,781 0:21,958 0:16,355 0:16,468	0:54,831 0:21,964 0:16,453 0:16,414	0:54,691 0:21,917 0:16,347 0:16,427	0:54,788 0:21,973 0:16,289 0:16,526
Runde 8	0:54,544 0:21,841 0:16,219 0:16,484	0:54,811 0:21,921 0:16,393 0:16,497	0:55,018 0:21,959 0:16,539 0:16,520	0:54,956 0:21,924 0:16,593 0:16,439	0:54,739 0:21,967 0:16,290 0:16,482



R 3 DJKM (OK-Junior) Heat 1

Die schnellsten Zeiten

Ort	Nr. Fahrername	Zeit	Streckenl.	ø Speed
Ziel	195 Strengle,Phil Colin	0:54,544	1360 m	89,8 km/h
Sektion 1	195 Strengle,Phil Colin	0:21,841	516 m	85,1 km/h
Sektion 2	195 Strengle,Phil Colin	0:16,219	352 m	78,1 km/h
Sektion 3	195 Strengle,Phil Colin	0:16,376	492 m	108,2 km/h

	Smr.130 Kornder,Luke DEU SIM-ON			Smr.127 Brunner Gostner,Alex ITA TB Racing Team			Smr.107 Papenburg,Tom NLD TB Racing Team			Smr.109 Rutzevicius,Kijus LTU NSL Racing			Smr.152 Bralic,Jason NLD Falcon Racing Team						
	theoretisch mögliche Bestzeit	Sektion 2	Sektion 3	theoretisch mögliche Bestzeit	Sektion 2	Sektion 3	theoretisch mögliche Bestzeit	Sektion 1	Sektion 2	Sektion 3	theoretisch mögliche Bestzeit	Sektion 1	Sektion 2	Sektion 3	theoretisch mögliche Bestzeit	Sektion 1	Sektion 2	Sektion 3	
best	0:54,637	0:21,877	0:16,264	0:54,713	0:21,944	0:16,273	0:16,444	0:54,948	0:22,097	0:16,263	0:16,498	0:55,033	0:22,045	0:16,380	0:16,545	0:54,750	0:21,900	0:16,298	0:16,442
Runde 1	0:55,673	0:22,661	0:16,552	0:57,036	0:23,689	0:16,889	0:16,458	0:56,994	0:23,416	0:16,888	0:16,630	0:57,240	0:23,554	0:16,989	0:16,697	0:56,520	0:23,267	0:16,789	0:16,464
Runde 2	0:54,986	0:21,930	0:16,321	0:54,945	0:22,138	0:16,332	0:16,475	0:55,000	0:22,124	0:16,378	0:16,498	0:55,050	0:22,124	0:16,380	0:16,546	0:54,893	0:22,028	0:16,376	0:16,489
Runde 3	0:55,662	0:22,228	0:16,382	0:55,659	0:22,094	0:16,932	0:16,633	0:55,707	0:22,097	0:16,879	0:16,731	0:55,486	0:22,145	0:16,530	0:16,811	0:55,255	0:22,003	0:16,699	0:16,553
Runde 4	0:56,441	0:23,253	0:16,665	0:55,906	0:22,913	0:16,525	0:16,468	0:55,403	0:22,341	0:16,405	0:16,657	0:55,936	0:22,641	0:16,677	0:16,618	0:55,493	0:22,532	0:16,467	0:16,494
Runde 5	0:54,824	0:22,036	0:16,330	0:54,784	0:21,944	0:16,323	0:16,517	0:55,131	0:22,116	0:16,441	0:16,574	0:55,239	0:22,116	0:16,522	0:16,601	0:54,799	0:21,990	0:16,319	0:16,490
Runde 6	0:55,770	0:22,439	0:16,550	0:55,552	0:22,504	0:16,441	0:16,607	0:55,575	0:22,561	0:16,408	0:16,606	0:55,164	0:22,166	0:16,430	0:16,568	0:56,664	0:22,668	0:16,624	0:17,372
Runde 7	0:54,637	0:21,877	0:16,303	0:54,979	0:22,245	0:16,273	0:16,461	0:55,468	0:22,509	0:16,455	0:16,504	0:55,264	0:22,202	0:16,517	0:16,545	0:54,793	0:22,053	0:16,298	0:16,442
Runde 8	0:54,696	0:21,917	0:16,264	0:54,713	0:21,956	0:16,313	0:16,444	0:54,948	0:22,112	0:16,263	0:16,573	0:55,033	0:22,045	0:16,421	0:16,567	0:54,750	0:21,900	0:16,360	0:16,490

Qualifying practice DJKM (OK-Junior)

Strecke / track: 1360m

started: 10 classified: 10 not classified: 0

Pos	Str. Nr.	Fahrer Driver	Nation	Bewerber / Sponsor	Nation	Lizenz	Chassis / Motor / Reifen	Runden Laps	Differenz	Abstand Gap	beste Runde best Lap	in R. in L.	o Geschw. n Speed
1	130	KORNDER, Luke	DEU	SIM-ON	DEU	12977 17883	Tony Kart / TM / VEGA	6			0:53,800	3	91,0 km/h
2	195	STRENGE, Phil Colin	DEU	Jens Strenge ADAC Württemberg e.V.	DEU	25516 BEK1304209	LN / TM / VEGA	7	0:00,005	0:00,005	0:53,805	3	91,0 km/h
3	151	VAN ROOIJEN, Mats	NLD	Paul van Rooijen	NLD	42638 46084	Tony Kart / IAME / VEGA	6	0:00,092	0:00,087	0:53,892	6	90,8 km/h
4	176	BAYATI, Cemil	DEU	Lanari Racing Team	DEU	15366 17166	KR / IAME / VEGA	5	0:00,115	0:00,023	0:53,915	3	90,8 km/h
5	164	GERSTENKORN, Marc	CHE	TB Racing Team	DEU	375 12562	KR / IAME / VEGA	6	0:00,197	0:00,082	0:53,997	3	90,7 km/h
6	188	GORCICA, David	CZE	FORZA RACING z.s.	CZE	23AS0082 23AT00121	MS Kart / TM / VEGA	6	0:00,226	0:00,029	0:54,026	3	90,6 km/h
7	152	BRALIC, Jason	NLD	Falcon Racing Team	NLD	46957 12133	Falcon / IAME / VEGA	7	0:00,271	0:00,045	0:54,071	6	90,5 km/h
8	127	BRUNNER GOSTNER, Alex	ITA	TB Racing Team	DEU	460701 12562	KR / IAME / VEGA	7	0:00,567	0:00,296	0:54,367	3	90,1 km/h
9	107	PAPENBURG, Tom	Rookie NLD	TB Racing Team	DEU	42649 12562	KR / IAME / VEGA	7	0:00,606	0:00,039	0:54,406	4	90,0 km/h
10	109	RUDZEVICIUS, Kajus	LTU	NSL Racing	LTU	2023-ITG/004 2023-KL/06	Gillard / TM / VEGA	7	0:00,624	0:00,018	0:54,424	4	90,0 km/h

Rennleitung: Uwe Fuchs Racedirektor: Horst Seidel

Sportkommissare: Nikolas Spaderna / Ulrich Bell / Stefanie Srenk

Techn. Kommissare: H.-J. Dangers / M. Grasshoff / C.Schmidt / D.Pietzko / P.Litgen / M.Willenberg

Zeitnahme: KART-DATA timing service Franz Schieszler / Manfred Schneider

Zeitnahme / timekeeping

control
Franz Schieszler

freigegeben: 11:36:44

5 107 **PAPENBURG Tom**
Starposition 9

5 109 **RUDZEVICIUS Kajus**
Starposition 10

4 152 **BRALIC Jason**
Starposition 7

4 127 **BRUNNER GOSTNER Alex**
Starposition 8

3 164 **GERSTENKORN Marc**
Starposition 5

3 188 **GORCICA David**
Starposition 6

2 151 **VAN ROOIJEN Mats**
Starposition 3

2 176 **BAYYATI Cemil**
Starposition 4

1 130 **KORNDER Luke**
Starposition 1

1 195 **STRENGE Phil Colin**
Starposition 2



Starting Grid of Qualifying practice DJKM (OK-Junior)

Rennen 3 + 7





Qualifying practice DJKM (OK-Junior)

Fahrername Driver	Kornder Luke	Streng Phil Colin	Van Rooijen Mats	Bayyati Cemil	Gerstenkorn Marc	Gorcica David	Bralic Jason	Gosner Alex	Papenburg Tom	Rudzevicius Kajus
schnellste Runde in Runde	0:53,800 Rn. 3	0:53,805 Rn. 3	0:53,892 Rn. 6	0:53,915 Rn. 3	0:53,997 Rn. 3	0:54,026 Rn. 3	0:54,071 Rn. 6	0:54,367 Rn. 3	0:54,406 Rn. 4	0:54,424 Rn. 4
Speed	91,0 km/h	91,0 km/h	90,8 km/h	90,8 km/h	90,7 km/h	90,6 km/h	90,5 km/h	90,1 km/h	90,0 km/h	90,0 km/h
Lap 1	0:59,955	0:57,666	0:57,053	0:56,782	0:59,846	0:57,126	0:56,324	0:56,869	0:57,655	0:56,245
Lap 2	0:54,068	0:54,068	0:53,977	0:54,044	0:54,149	0:54,188	0:54,329	0:54,782	0:54,495	0:54,579
Lap 3	<u>0:53,800</u>	<u>0:53,805</u>	0:53,996	<u>0:53,915</u>	<u>0:53,997</u>	<u>0:54,026</u>	0:54,307	<u>0:54,367</u>	0:54,478	0:54,437
Lap 4	0:54,055	0:53,969	0:53,913	0:54,076	0:54,121	0:54,145	0:54,330	0:54,423	<u>0:54,406</u>	<u>0:54,424</u>
Lap 5	0:54,281	0:54,143	0:53,967	0:54,184	0:54,262	0:54,276	0:54,325	0:54,400	0:54,584	0:54,585
Lap 6	0:54,241	0:54,024	<u>0:53,892</u>		0:54,253	0:54,375	<u>0:54,071</u>	0:54,506	0:54,595	0:54,435
Lap 7		0:53,940					0:54,397	0:54,711	0:54,753	0:54,566

Qualifying practice DJKM (OK-Junior)

Ziel		Sektion 1		Sektion 2		Sektion 3	
Fahrername	Zeit	Fahrername	Zeit	Fahrername	Zeit	Fahrername	Zeit
1 130 Kornder,Luke	0:53,800	130 Kornder,Luke	0:21,576	195 Srengc,Phil Colin	0:15,953	151 Van Rooijen,Mats	0:16,146
2 195 Srengc,Phil Colin	0:53,805	176 Bayyati,Cemil	0:21,601	188 Gorcica,David	0:16,014	195 Srengc,Phil Colin	0:16,177
3 151 Van Rooijen,Mats	0:53,892	188 Gorcica,David	0:21,621	164 Gerstenkorn,Marc	0:16,016	130 Kornder,Luke	0:16,193
4 176 Bayyati,Cemil	0:53,915	151 Van Rooijen,Mats	0:21,622	130 Kornder,Luke	0:16,031	164 Gerstenkorn,Marc	0:16,220
5 164 Gerstenkorn,Marc	0:53,997	195 Srengc,Phil Colin	0:21,627	176 Bayyati,Cemil	0:16,035	176 Bayyati,Cemil	0:16,232
6 188 Gorcica,David	0:54,026	164 Gerstenkorn,Marc	0:21,683	151 Van Rooijen,Mats	0:16,040	107 Papenburg, Tom	0:16,247
7 152 Bralic,Jason	0:54,071	152 Bralic,Jason	0:21,685	152 Bralic,Jason	0:16,093	152 Bralic,Jason	0:16,293
8 127 Brunner Gostner,Alex	0:54,367	109 Rudzevicius,Kajus	0:21,766	107 Papenburg, Tom	0:16,156	127 Brunner Gostner,Alex	0:16,298
9 107 Papenburg, Tom	0:54,406	127 Brunner Gostner,Alex	0:21,768	127 Brunner Gostner,Alex	0:16,176	188 Gorcica,David	0:16,328
10 109 Rudzevicius,Kajus	0:54,424	107 Papenburg, Tom	0:21,876	109 Rudzevicius,Kajus	0:16,216	109 Rudzevicius,Kajus	0:16,336



Qualifying practice DKM (OK-Junior)

Die schnellsten Zeiten			
Ort	Nr. Fahrername	Zeit	Streckenl. ø Speed
Ziel	130 Kornder, Luke	0:53,800	1360 m 91,0 km/h
Sektion 1	130 Kornder, Luke	0:21,576	516 m 86,1 km/h
Sektion 2	195 Strenge, Phil Colin	0:15,953	352 m 79,4 km/h
Sektion 3	151 Van Rooijen, Mats	0:16,146	492 m 109,7 km/h

	Snr.130 Kornder, Luke DEU SIM-ON			Snr.195 Strenge, Phil Colin DEU Jens Strenge ADAC Württemberg e.V.			Snr.151 Van Rooijen, Mats NLD Paul van Rooijen			Snr.176 Bayyati, Cemil DEU Lanari Racing Team			Snr.164 Gerstenkorn, Marc CHE TB Racing Team			
	theoretisch mögliche Bestzeit	Sektion 1	Sektion 2	Sektion 3	theoretisch mögliche Bestzeit	Sektion 1	Sektion 2	Sektion 3	theoretisch mögliche Bestzeit	Sektion 1	Sektion 2	Sektion 3	theoretisch mögliche Bestzeit	Sektion 1	Sektion 2	Sektion 3
best	0:53,800	0:21,576	0:16,031	0:16,193	0:53,805	0:21,627	0:15,953	0:16,177	0:53,892	0:21,622	0:16,040	0:16,146	0:53,915	0:21,601	0:16,035	0:16,232
Runde 1	0:59,955	0:26,532	0:16,905	0:16,518	0:57,666	0:24,000	0:17,019	0:16,647	0:57,053	0:23,940	0:16,684	0:16,429	0:56,782	0:23,861	0:16,598	0:16,323
Runde 2	0:54,068	0:21,681	0:16,163	0:16,224	0:54,068	0:21,833	0:16,024	0:16,211	0:53,977	0:21,791	0:16,040	0:16,146	0:54,044	0:21,777	0:16,035	0:16,232
Runde 3	0:53,800	0:21,576	0:16,031	0:16,193	0:53,805	0:21,675	0:15,953	0:16,177	0:53,996	0:21,649	0:16,098	0:16,249	0:53,915	0:21,601	0:16,074	0:16,240
Runde 4	0:54,055	0:21,645	0:16,102	0:16,308	0:53,969	0:21,627	0:16,009	0:16,333	0:53,913	0:21,622	0:16,085	0:16,206	0:54,076	0:21,665	0:16,135	0:16,276
Runde 5	0:54,281	0:21,705	0:16,223	0:16,353	0:54,143	0:21,816	0:16,082	0:16,245	0:53,967	0:21,666	0:16,064	0:16,237	0:54,184	0:21,740	0:16,133	0:16,311
Runde 6	0:54,241	0:21,637	0:16,208	0:16,396	0:54,024	0:21,743	0:16,066	0:16,215	0:53,892	0:21,631	0:16,047	0:16,214	0:54,262	0:21,685	0:16,139	0:16,365
Runde 7	0:21,697	0:16,386			0:53,940	0:21,673	0:16,010	0:16,257		0:21,730	0:16,211		0:21,697	0:16,255	0:23,139	0:16,407



Qualifying practice DKM (OK-Junior)

Die schnellsten Zeiten

Ort	Nr. Fahrername	Zeit	Streckenl.	ø Speed
Ziel	130 Körndler, Luke	0:53,800	1360 m	91,0 km/h
Sektion 1	130 Körndler, Luke	0:21,576	516 m	86,1 km/h
Sektion 2	195 Strengle, Phil Colin	0:15,953	352 m	79,4 km/h
Sektion 3	151 Van Rooijen, Mats	0:16,146	492 m	109,7 km/h

	Smr.188 Gorcica, David CZE FORZA RACING z.s.	Smr.152 Bralic, Jason NLD Falcon Racing Team	Smr.127 Brunner Gostner, Alex ITA TB Racing Team	Smr.107 Papenburg, Tom NLD TB Racing Team	Smr.109 Rudzевичius, Kajus LTU NSL Racing
	theoretisch mögliche Bestzeit 0:53,963	theoretisch mögliche Bestzeit 0:54,071	theoretisch mögliche Bestzeit 0:54,242	theoretisch mögliche Bestzeit 0:54,279	theoretisch mögliche Bestzeit 0:54,318
best	Ziel Sektion 1 Sektion 2 Sektion 3 0:54,026 0:21,621 0:16,014 0:16,328	Ziel Sektion 1 Sektion 2 Sektion 3 0:54,071 0:21,685 0:16,093 0:16,293	Ziel Sektion 1 Sektion 2 Sektion 3 0:54,367 0:21,768 0:16,176 0:16,298	Ziel Sektion 1 Sektion 2 Sektion 3 0:54,406 0:21,876 0:16,156 0:16,247	Ziel Sektion 1 Sektion 2 Sektion 3 0:54,424 0:21,766 0:16,216 0:16,336
Runde 1	0:57,126 0:23,799 0:16,781 0:16,546	0:56,324 0:23,240 0:16,574 0:16,510	0:56,869 0:23,298 0:16,870 0:16,701	0:57,655 0:23,942 0:17,026 0:16,687	0:56,245 0:23,213 0:16,523 0:16,509
Runde 2	0:54,188 0:21,777 0:16,083 0:16,328	0:54,329 0:21,824 0:16,194 0:16,311	0:54,782 0:22,159 0:16,258 0:16,365	0:54,495 0:22,084 0:16,164 0:16,247	0:54,579 0:21,971 0:16,271 0:16,337
Runde 3	0:54,026 0:21,621 0:16,014 0:16,391	0:54,307 0:21,768 0:16,212 0:16,327	0:54,367 0:21,893 0:16,176 0:16,298	0:54,478 0:21,938 0:16,172 0:16,368	0:54,437 0:21,798 0:16,303 0:16,336
Runde 4	0:54,145 0:21,699 0:16,089 0:16,357	0:54,330 0:21,861 0:16,136 0:16,333	0:54,423 0:21,824 0:16,209 0:16,390	0:54,406 0:21,898 0:16,156 0:16,352	0:54,424 0:21,769 0:16,216 0:16,439
Runde 5	0:54,276 0:21,708 0:16,210 0:16,358	0:54,325 0:21,780 0:16,176 0:16,369	0:54,400 0:21,768 0:16,249 0:16,383	0:54,584 0:21,876 0:16,239 0:16,469	0:54,585 0:21,832 0:16,327 0:16,426
Runde 6	0:54,375 0:21,775 0:16,179 0:16,421	0:54,071 0:21,685 0:16,093 0:16,293	0:54,506 0:21,930 0:16,197 0:16,379	0:54,595 0:21,938 0:16,260 0:16,397	0:54,435 0:21,766 0:16,261 0:16,408
Runde 7		0:54,397 0:21,872 0:16,201 0:16,324	0:54,711 0:21,893 0:16,244 0:16,574	0:54,753 0:21,947 0:16,271 0:16,535	0:54,566 0:21,893 0:16,277 0:16,396

free practice DJKM (OK-Junior)

Strecke / track: 1360m

started: 10 classified: 10 not classified: 0

Pos	Stf. Nr.	Fahrer Driver	Nation	Bewerber / Sponsor	Nation	Lizenz R-Lizenz	Chassis / Motor / Reifen	Runden Laps	Differenz	Abstand Gap	beste Runde best Lap	in R. in L.	Beschw. n Speed
1	195	STRENGE, Phil Colin	DEU	Jens Strenge ADAC Württemberg e.V.	DEU	25516 BEK1304209	LN / TM / VEGA	9			0:53,941	9	90,8 km/h
2	151	VAN ROOIJEN, Mats	NLD	Paul van Rooijen	NLD	42638 46084	Tony Kart / IAME / VEGA	6	0:00,053	0:00,053	0:53,994	6	90,7 km/h
3	130	KORNDER, Luke	DEU	SIM-ON	DEU	12977 17883	Tony Kart / TM / VEGA	9	0:00,142	0:00,089	0:54,083	6	90,5 km/h
4	176	BAYYATI, Cemil	DEU	Lanari Racing Team	DEU	15366 17166	KR / IAME / VEGA	8	0:00,375	0:00,233	0:54,316	5	90,1 km/h
5	188	GORCICA, David	CZE	FORZA RACING z.s.	CZE	23AS0082 23AT00121	MS Kart / TM / VEGA	10	0:00,376	0:00,001	0:54,317	7	90,1 km/h
6	127	BRUNNER GOSTNER, Alex	ITA	TB Racing Team	DEU	460701 12562	KR / IAME / VEGA	10	0:00,445	0:00,069	0:54,386	6	90,0 km/h
7	107	PAPENBURG, Tom	Rookie NLD	TB Racing Team	DEU	42649 12562	KR / IAME / VEGA	9	0:00,586	0:00,141	0:54,527	7	89,8 km/h
8	152	BRALIC, Jason	NLD	Falcon Racing Team	NLD	46957 12133	Falcon / IAME / VEGA	11	0:00,648	0:00,062	0:54,589	11	89,7 km/h
9	109	RUDZEVICIUS, Kajus	LTU	NSL Racing	LTU	2023-TTG/004 2023-KL/06	Gillard / TM / VEGA	11	0:00,699	0:00,051	0:54,640	11	89,6 km/h
10	164	GERSTENKORN, Marc	CHE	TB Racing Team	DEU	375 12562	KR / IAME / VEGA	8	0:01,257	0:00,558	0:55,198	7	88,7 km/h

Rennleitung: Uwe Fuchs Racedirektor: Horst Seidel

Sportkommissare: Nikolas Spaderna / Ulrich Bell / Stefanie Srenk

Techn. Kommissare: H.-J. Dangers / M. Grasshoff / C.Schmidt / D.Pietzko / P.Litgen / M.Willenberg

Zeitnahme: KART-DATA timing service Franz Schieszler / Manfred Schneider



free practice DJKM (OK-Junior)

Fahrername Driver	Srengé Phil Colin	Van Rooijen Mats	Korndér Luke	Bayyati Cemil	García David	Gostner Alex	Papenburg Tom	Bralic Jason	Rudzevicius Kajus	Gerstenkorn Marc
schnellste Runde in Runde	0:53,941 Rn. 9	0:53,994 Rn. 6	0:54,083 Rn. 6	0:54,316 Rn. 5	0:54,317 Rn. 7	0:54,386 Rn. 6	0:54,527 Rn. 7	0:54,589 Rn. 11	0:54,640 Rn. 11	0:55,198 Rn. 7
Speed	90,8 km/h	90,7 km/h	90,5 km/h	90,1 km/h	90,1 km/h	90,0 km/h	89,8 km/h	89,7 km/h	89,6 km/h	88,7 km/h
Lap 1	0:58,637	0:58,221	0:59,140	0:58,623	0:59,482	0:59,430	0:59,249	0:58,869	0:58,722	0:58,597
Lap 2	3:04,273	0:54,768	3:00,020	0:55,012	0:54,802	0:56,354	0:56,299	0:55,216	0:56,232	0:56,265
Lap 3	1:01,791	0:54,337	0:56,643	0:54,395	0:54,337	2:13,606	2:43,827	0:54,885	0:56,039	3:03,761
Lap 4	0:55,590	0:54,242	0:54,430	0:54,324	0:54,649	0:57,662	0:58,713	0:54,870	0:54,753	0:57,709
Lap 5	0:54,255	0:54,203	0:54,274	0:54,316	0:54,462	0:54,770	0:55,080	0:54,925	0:54,730	0:56,368
Lap 6	0:54,317	0:53,994	0:54,083	0:54,450	0:54,423	0:54,386	0:54,646	0:54,795	0:56,199	0:55,447
Lap 7	0:54,228		0:54,201	0:54,499	0:54,317	0:54,595	0:54,527	0:55,058	0:54,809	0:55,198
Lap 8	0:54,033		0:54,330	0:54,480	0:54,506	0:54,615	0:54,703	0:55,156	0:54,817	0:55,524
Lap 9	0:53,941		0:54,327		0:54,401	0:54,479	0:54,781	0:54,716	0:56,800	
Lap 10					0:54,406	0:54,594		0:54,697	0:54,786	
Lap 11								0:54,589	0:54,640	

free practice DJKM (OK-Junior)

Ziel		Sektion 1		Sektion 2		Sektion 3	
Fahrername	Zeit	Fahrername	Zeit	Fahrername	Zeit	Fahrername	Zeit
1 195 Srengre,Phil Colin	0:53,941	130 Kornder,Luke	0:21,635	195 Srengre,Phil Colin	0:15,987	151 Van Rooijen,Mats	0:16,221
2 151 Van Rooijen,Mats	0:53,994	151 Van Rooijen,Mats	0:21,706	151 Van Rooijen,Mats	0:16,067	195 Srengre,Phil Colin	0:16,222
3 130 Kornder,Luke	0:54,083	195 Srengre,Phil Colin	0:21,731	188 Gortica,David	0:16,075	176 Bayyati,Cemil	0:16,284
4 176 Bayyati,Cemil	0:54,316	188 Gortica,David	0:21,746	130 Kornder,Luke	0:16,153	130 Kornder,Luke	0:16,291
5 188 Gortica,David	0:54,317	176 Bayyati,Cemil	0:21,793	127 Brunner Gostner,Alex	0:16,173	107 Papenburg, Tom	0:16,334
6 127 Brunner Gostner,Alex	0:54,386	127 Brunner Gostner,Alex	0:21,822	164 Gerstenkorn,Marc	0:16,208	188 Gortica,David	0:16,337
7 107 Papenburg, Tom	0:54,527	152 Bralic,Jason	0:21,841	107 Papenburg, Tom	0:16,211	127 Brunner Gostner,Alex	0:16,364
8 152 Bralic,Jason	0:54,589	109 Rudzevicius,Kajus	0:21,876	176 Bayyati,Cemil	0:16,226	152 Bralic,Jason	0:16,446
9 109 Rudzevicius,Kajus	0:54,640	107 Papenburg, Tom	0:21,949	109 Rudzevicius,Kajus	0:16,266	109 Rudzevicius,Kajus	0:16,452
10 164 Gerstenkorn,Marc	0:55,198	164 Gerstenkorn,Marc	0:22,113	152 Bralic,Jason	0:16,283	164 Gerstenkorn,Marc	0:16,640



free practice DJKM (OK-Junior)

Die schnellsten Zeiten

Ort	Nr. Fahrername	Zeit	Streckenl.	ø Speed
Ziel	195 Strengé,Phil Colin	0:53,941	1360 m	90,8 km/h
Sektion 1	130 Kornder,Luke	0:21,635	516 m	85,9 km/h
Sektion 2	195 Strengé,Phil Colin	0:15,987	352 m	79,3 km/h
Sektion 3	151 Van Rooijen,Mats	0:16,221	492 m	109,2 km/h

	Smr.195 Strengé,Phil Colin DEU	Smr.151 Van Rooijen,Mats NLD	Smr.130 Kornder,Luke DEU	Smr.176 Bayyati,Cemil DEU	Smr.188 Goritca,David CZE
	Jens Strengé ADAC Württemberg e. V. theoretisch mögliche Bestzeit 0:53,940	Paul van Rooijen theoretisch mögliche Bestzeit 0:53,994	SIM-ON theoretisch mögliche Bestzeit 0:54,079	Lanari Racing Team theoretisch mögliche Bestzeit 0:54,303	FORZA RACING z.s. theoretisch mögliche Bestzeit 0:54,158
best	Ziel Sektion 1 0:21,731 0:15,987 0:16,222	Ziel Sektion 1 0:21,706 0:16,067 0:16,221	Ziel Sektion 1 0:21,635 0:16,153 0:16,291	Ziel Sektion 1 0:21,793 0:16,226 0:16,284	Ziel Sektion 1 0:21,746 0:16,075 0:16,337
Runde 1	0:58,637 0:24,361 0:17,211 0:17,065	0:59,221 0:24,509 0:16,917 0:16,795	0:59,140 0:24,421 0:17,476 0:17,243	0:59,482 0:24,769 0:17,376 0:17,337	0:59,482 0:24,769 0:17,376 0:17,337
Runde 2	3:04,273 0:22,560 0:16,721 2:24,992	0:54,768 0:22,026 0:16,345 0:16,397	3:00,020 0:22,635 0:16,826 2:20,559	0:55,012 0:22,238 0:16,338 0:16,436	0:54,802 0:22,109 0:16,268 0:16,425
Runde 3	1:01,791 0:25,456 0:17,831 0:18,504	0:54,337 0:21,880 0:16,213 0:16,244	0:56,643 0:23,327 0:16,738 0:16,578	0:54,395 0:21,883 0:16,228 0:16,284	0:54,337 0:21,858 0:16,075 0:16,404
Runde 4	0:55,590 0:22,784 0:16,445 0:16,361	0:54,242 0:21,827 0:16,164 0:16,251	0:54,430 0:21,840 0:16,255 0:16,335	0:54,324 0:21,793 0:16,233 0:16,298	0:54,649 0:21,894 0:16,245 0:16,510
Runde 5	0:54,255 0:21,822 0:16,133 0:16,300	0:54,203 0:21,848 0:16,133 0:16,222	0:54,274 0:21,824 0:16,159 0:16,291	0:54,316 0:21,794 0:16,226 0:16,296	0:54,462 0:21,859 0:16,205 0:16,398
Runde 6	0:54,317 0:21,810 0:16,193 0:16,314	0:53,994 0:21,706 0:16,067 0:16,221	0:54,083 0:21,635 0:16,153 0:16,295	0:54,450 0:21,889 0:16,251 0:16,310	0:54,423 0:21,776 0:16,175 0:16,472
Runde 7	0:54,228 0:21,884 0:16,059 0:16,285	0:21,845 0:16,233	0:54,201 0:21,642 0:16,237 0:16,322	0:54,499 0:21,885 0:16,247 0:16,367	0:54,317 0:21,746 0:16,234 0:16,337
Runde 8	0:54,033 0:21,741 0:16,070 0:16,222		0:54,330 0:21,740 0:16,176 0:16,414	0:54,480 0:21,838 0:16,281 0:16,361	0:54,506 0:21,844 0:16,233 0:16,429
Runde 9	0:53,941 0:21,731 0:15,987 0:16,223		0:54,327 0:21,741 0:16,227 0:16,359		0:54,401 0:21,782 0:16,201 0:16,418
Runde 10					0:54,406 0:21,785 0:16,254 0:16,367
Runde 11					0:21,768 0:16,304



free practice DJKM (OK-Junior)

Die schnellsten Zeiten

Ort	Nr. Fahrername	Zeit	Streckenl.	ø Speed
Ziel	195 Strengle,Phil Colin	0:53,941	1360 m	90,8 km/h
Sektion 1	130 Konrader,Luke	0:21,635	516 m	85,9 km/h
Sektion 2	195 Strengle,Phil Colin	0:15,987	352 m	79,3 km/h
Sektion 3	151 Van Rooijen,Mats	0:16,221	492 m	109,2 km/h

	Smr.127 Brunner Gostner,Alex ITA TB Racing Team	Smr.107 Papenburg,Tom NLD TB Racing Team	Smr.152 Brailic,Jason NLD Falcon Racing Team	Smr.109 Rutzevicius,Kijus LTU NSL Racing	Smr.164 Gerstenkorn,Marc CHE TB Racing Team
best	theoretisch mögliche Bestzeit 0:54,359 Ziel Sektion 1 Sektion 2 Sektion 3 0:54,386 0:21,822 0:16,173 0:16,364	theoretisch mögliche Bestzeit 0:54,494 Ziel Sektion 1 Sektion 2 Sektion 3 0:54,527 0:21,949 0:16,211 0:16,334	theoretisch mögliche Bestzeit 0:54,570 Ziel Sektion 1 Sektion 2 Sektion 3 0:54,589 0:21,841 0:16,283 0:16,446	theoretisch mögliche Bestzeit 0:54,594 Ziel Sektion 1 Sektion 2 Sektion 3 0:54,640 0:21,876 0:16,266 0:16,452	theoretisch mögliche Bestzeit 0:54,961 Ziel Sektion 1 Sektion 2 Sektion 3 0:55,198 0:22,113 0:16,208 0:16,640
Runde 1	0:59,430 0:24,437 0:17,779 0:17,214	0:59,249 0:24,714 0:17,339 0:17,196	0:58,869 0:24,811 0:17,166 0:16,892	0:58,722 0:24,180 0:17,391 0:17,151	0:58,597 0:24,211 0:17,365 0:17,021
Runde 2	0:56,354 0:22,659 0:16,839 0:16,856	0:56,299 0:22,842 0:16,649 0:16,808	0:55,216 0:22,211 0:16,452 0:16,553	0:56,232 0:22,938 0:16,545 0:16,749	0:56,265 0:22,548 0:16,749 0:16,968
Runde 3	2:13,606 0:22,499 0:16,648 1:34,459	2:43,827 0:22,556 0:16,492 2:04,779	0:54,885 0:21,969 0:16,390 0:16,526	0:56,039 0:22,594 0:16,468 0:16,977	3:03,761 0:22,588 0:16,699 2:24,474
Runde 4	0:57,662 0:24,199 0:16,825 0:16,638	0:58,713 0:24,595 0:17,335 0:16,783	0:54,870 0:22,019 0:16,392 0:16,459	0:54,753 0:21,927 0:16,374 0:16,452	0:57,709 0:23,877 0:16,865 0:16,967
Runde 5	0:54,770 0:22,052 0:16,319 0:16,399	0:55,080 0:22,306 0:16,338 0:16,436	0:54,925 0:22,014 0:16,350 0:16,561	0:54,730 0:21,910 0:16,335 0:16,485	0:56,368 0:22,575 0:17,020 0:16,773
Runde 6	0:54,386 0:21,822 0:16,200 0:16,364	0:54,646 0:21,949 0:16,220 0:16,477	0:54,795 0:21,929 0:16,362 0:16,504	0:56,199 0:22,906 0:16,733 0:16,560	0:55,447 0:22,134 0:16,532 0:16,781
Runde 7	0:54,595 0:21,961 0:16,218 0:16,416	0:54,527 0:21,982 0:16,211 0:16,334	0:55,058 0:21,986 0:16,566 0:16,506	0:54,809 0:21,941 0:16,351 0:16,517	0:55,198 0:22,160 0:16,276 0:16,762
Runde 8	0:54,615 0:21,888 0:16,301 0:16,426	0:54,703 0:21,985 0:16,286 0:16,432	0:55,156 0:21,971 0:16,685 0:16,500	0:54,817 0:21,925 0:16,277 0:16,615	0:55,524 0:22,393 0:16,491 0:16,640
Runde 9	0:54,479 0:21,834 0:16,173 0:16,472	0:54,781 0:22,072 0:16,237 0:16,472	0:54,716 0:21,920 0:16,334 0:16,462	0:56,800 0:23,820 0:16,450 0:16,530	
Runde 10	0:54,594 0:21,836 0:16,247 0:16,511		0:54,697 0:21,920 0:16,331 0:16,446	0:54,786 0:21,936 0:16,362 0:16,488	
Runde 11			0:54,589 0:21,841 0:16,283 0:16,465	0:54,640 0:21,876 0:16,266 0:16,498	