

**INT. ADAC-KARTRENNEN MÜLSEN**  
**21.-23.04.2023**














**RESULTS BOOKLET | DJKM**



**DEUTSCHE KART-MEISTERSCHAFT**  
**DEUTSCHE JUNIOREN-KART-MEISTERSCHAFT**  
**DEUTSCHE SCHALT-KART-MEISTERSCHAFT**  
**DMSB-SCHALT-KART-CUP**  
**MINI 60 BY CHRONO KARTING**

# Deutsche Junioren Kart-Meisterschaft 2023

vorläufig - ohne Gewähr

Pos	StNr.	Fahrer	Nation	Bewerber / Sponsor	Nation	Lizenz B-Lizenz	Chassis / Motor / Reifen	Siege	Gesamt- punkte	Mülsen			
										TQ	Heats	Race 1	Race 2
1	176	Bayyati, Cemil		Lanari Racing Team		15366 17166	KR / IAME / VEGA		60	5	15	20	20
2	164	Gerstenkorn, Marc		TB Racing Team		375 12562	KR / IAME / VEGA	1	56	3	12	16	25
3	188	Gorcica, David		FORZA RACING z.s.		23AS0082 23AT00121	MS Kart / TM / VEGA	1	51		10	25	16
4	111	Schindler, Magnus		Lanari Racing Team		13573 17166	KR / IAME / VEGA		32		8	13	11
5	127	Brunner Gostner, Alex		TB Racing Team		460701 12562	KR / IAME / VEGA		31	1	6	11	13
6	107	Papenburg, Tom	Rookie 	TB Racing Team		42649 12562	KR / IAME / VEGA		28		9	9	10
7	130	Kornder, Luke		Kraft Motorsport		12977 21779	/ / VEGA		26		7	10	9

## R 15 DJKM (OK-Junior) Race 2

Strecke / track: 1315m

fastest Lap Marc GERSTENKORN at: 0:50,603

started: 9 classified: 9 not classified: 0

Pos	St. Nr.	Fahrer Driver	Nation	Bewerber / Sponsor	Nation	Lizenz	Chassis / Motor / Reifen	Penalty	Points	Runden Laps	Gesamtzeit Differenz	Abstand Gap	beste Runde best Lap	in R. in L.	o Geschw. n Speed
1	195	STRENGE, Phil Colin	DEU	Jens Strenge ADAC Württemberg e.V.	DEU	25516 BEK1304209	LN / TM / VEGA		*	15	12:57,837		0:50,690	15	91,3 km/h 93,4 km/h
2	164	GERSTENKORN, Marc	CHE	TB Racing Team	DEU	375 12562	KR / IAME / VEGA		25	15	12:57,997 0:00,100	0:00,100	0:50,603	15	91,3 km/h 93,6 km/h
3	176	BAYYATI, Cemil	DEU	Lanari Racing Team	DEU	15366 17166	KR / IAME / VEGA		20	15	12:59,993 0:02,156	0:02,056	0:50,991	14	91 km/h 92,8 km/h
4	188	GORCICA, David	CZE	FORZA RACING z.s.	CZE	23AS0082 23AT00121	MS Kart / TM / VEGA		16	15	13:00,104 0:02,267	0:00,111	0:50,889	15	91 km/h 93 km/h
5	127	BRUNNER GOSTNER, Alex	ITA	TB Racing Team	DEU	460701 12562	KR / IAME / VEGA		13	15	13:07,361 0:09,524	0:07,257	0:51,321	12	90,2 km/h 92,2 km/h
6	111	SCHINDLER, Magnus	DEU	Lanari Racing Team	DEU	13573 17166	KR / IAME / VEGA		11	15	13:13,140 0:15,303	0:05,779	0:51,615	14	89,5 km/h 91,7 km/h
7	107	PAPENBURG, Tom	NLD	TB Racing Team	DEU	42649 12562	KR / IAME / VEGA	5 sec.	10	15	13:13,441 0:15,604	0:00,301	0:51,174	15	89,5 km/h 92,5 km/h
8	109	RUDZEVICIUS, Kajus	DEU	NSL Racing	LTU	2023-ITG/004 2023-KL/06	Gillard / TM / VEGA	5 sec.	*	15	13:14,478 0:16,641	0:01,037	0:51,377	14	89,4 km/h 92,1 km/h
9	130	KORNDER, Luke	DEU	Kraft Motorsport	DEU	12977 21779	/ / VEGA		9	15	13:24,088 0:26,251	0:09,610	0:51,456	13	88,3 km/h 92 km/h

StNr. 109 5 sec. penalty Frontfaring

StNr. 107 5 sec. penalty Pushing

Rennleitung: Camillo Rößiger Racedirektor: Horst Seidel

Sportkommissare: Nikolas Spaderna / Ulrich Bell / Jörg Müller

Techn. Kommissare: H.-J. Dangers / M. Grasshoff / M. Ambrosius / C. Schmidt / D. Pietzko

Zeitnahme: KART-DATA timing service Franz Schieszler / Manuela Hintner

Zeitnahme / timekeeping

control Franz Schieszler

freigegeben: 12:25:19



## R 15 DJKM (OK-Junior) Race 2

Fahrername Driver	Streng Phil Colin	Gerstenkorn Marc	Bayyati Gemil	Gorčica David	Gostner Alex	Schindler Magnus	Papenburg Tom	Rudzevicius Kajus	Kornder Luke
schnellste Runde in Runde	0:50,690 Rn. 15	0:50,603 Rn. 15	0:50,991 Rn. 14	0:50,889 Rn. 15	0:51,321 Rn. 12	0:51,615 Rn. 14	0:51,174 Rn. 15	0:51,377 Rn. 14	0:51,456 Rn. 13
Speed	93,4 km/h	93,6 km/h	92,8 km/h	93,0 km/h	92,2 km/h	91,7 km/h	92,5 km/h	92,1 km/h	92,0 km/h
Lap 1	0:54,948	0:53,889	0:54,974	0:53,711	0:55,924	0:54,176	0:55,761	0:54,612	0:53,878
Lap 2	0:52,213	0:52,403	0:52,265	0:52,517	0:52,672	0:52,394	0:52,563	0:52,274	0:53,171
Lap 3	0:52,156	0:52,067	0:52,072	0:52,611	0:52,458	0:52,173	0:52,918	0:52,063	0:53,208
Lap 4	0:52,718	0:51,793	0:52,981	0:52,759	0:52,291	0:52,986	0:52,242	0:53,407	0:52,846
Lap 5	0:51,869	0:51,714	0:52,048	0:51,799	0:52,009	0:52,515	0:52,121	0:52,193	0:52,726
Lap 6	0:50,993	0:51,870	0:51,974	0:51,613	0:52,348	0:53,557	0:52,871	0:54,641	0:52,262
Lap 7	0:51,418	0:51,788	0:51,352	0:51,920	0:52,698	0:53,459	0:52,427	0:52,352	0:52,426
Lap 8	0:51,045	0:51,774	0:51,376	0:51,469	0:51,740	0:51,672	0:51,802	0:51,780	0:51,872
Lap 9	0:51,351	0:51,446	0:51,071	0:51,319	0:51,720	0:55,437	0:52,985	0:52,875	0:52,028
Lap 10	0:51,094	0:51,412	0:51,144	0:51,308	0:52,222	0:52,044	0:51,838	0:51,933	0:51,657
Lap 11	0:51,028	0:50,976	0:51,220	0:51,220	0:51,534	0:51,936	0:51,688	0:51,698	0:51,670
Lap 12	0:51,104	0:51,012	0:51,113	0:51,619	0:51,321	0:51,977	0:51,510	0:51,670	0:52,491
Lap 13	0:50,859	0:51,043	0:51,102	0:51,045	0:51,410	0:51,935	0:51,429	0:51,428	0:51,456
Lap 14	0:50,869	0:50,776	0:50,991	0:50,993	0:51,712	0:51,615	0:51,469	0:51,377	0:51,958
Lap 15	0:50,690	0:50,603	0:51,011	0:50,889	0:51,665	0:51,778	0:51,174	0:51,585	

## R 15 DJKM (OK-Junior) Race 2

Ziel		Sektion 1		Sektion 2		Sektion 3	
Fahrername	Zeit	Fahrername	Zeit	Fahrername	Zeit	Fahrername	Zeit
1 164 Gerstenkorn,Marc	0:50,603	195 Sreng,Phil Colin	0:22,041	195 Sreng,Phil Colin	0:14,116	130 Kornder,Luke	0:13,932
2 195 Sreng,Phil Colin	0:50,690	164 Gerstenkorn,Marc	0:22,056	164 Gerstenkorn,Marc	0:14,236	164 Gerstenkorn,Marc	0:14,311
3 188 Gorcica,David	0:50,889	176 Bayyati,Cemil	0:22,161	188 Gorcica,David	0:14,292	188 Gorcica,David	0:14,334
4 176 Bayyati,Cemil	0:50,991	188 Gorcica,David	0:22,259	127 Brunner Gostner,Alex	0:14,308	195 Sreng,Phil Colin	0:14,375
5 107 Papenburg,Tom	0:51,174	127 Brunner Gostner,Alex	0:22,340	176 Bayyati,Cemil	0:14,331	176 Bayyati,Cemil	0:14,402
6 127 Brunner Gostner,Alex	0:51,321	109 Rudzevicius,Kajus	0:22,354	107 Papenburg,Tom	0:14,363	111 Schindler,Magnus	0:14,417
7 109 Rudzevicius,Kajus	0:51,377	107 Papenburg,Tom	0:22,357	130 Kornder,Luke	0:14,379	107 Papenburg,Tom	0:14,454
8 130 Kornder,Luke	0:51,456	130 Kornder,Luke	0:22,450	111 Schindler,Magnus	0:14,393	127 Brunner Gostner,Alex	0:14,514
9 111 Schindler,Magnus	0:51,615	111 Schindler,Magnus	0:22,559	109 Rudzevicius,Kajus	0:14,403	109 Rudzevicius,Kajus	0:14,562

## R 15 DJKM (OK-Junior) Race 2

### Die schnellsten Zeiten

Ort	Nr. Fahrername	Zeit	Streckenl.	Ø Speed
Ziel	164 Gerstenkorn, Marc	0:50,603	1315 m	93,6 km/h
Sektion 1	195 Strenge, Phil Colin	0:22,041	587 m	95,9 km/h
Sektion 2	195 Strenge, Phil Colin	0:14,116	315 m	80,3 km/h
Sektion 3	130 Komader, Luke	0:13,932	413 m	106,7 km/h

	Snr. 195 Strenge, Phil Colin DEU Jens Strenge ADAC Württemberg e.V. theoretisch mögliche Bestzeit: 0:50,532		Snr. 164 Gerstenkorn, Marc CHE TB Racing Team		Snr. 176 Boyyati, Cemil DEU Lanari Racing Team		Snr. 188 Goráica, David CZE FORZA RACING z.s.		Snr. 127 Brunner Gostner, Alex ITA TB Racing Team											
	Ziel	Sektion 2	Sektion 3	Ziel	Sektion 1	Sektion 2	Sektion 3	Ziel	Sektion 1	Sektion 2	Sektion 3									
best	0:50,690	0:22,041	0:14,116	0:14,375	0:50,603	0:22,056	0:14,236	0:14,311	0:50,991	0:22,161	0:14,331	0:14,402	0:50,889	0:22,259	0:14,292	0:14,334	0:51,321	0:22,340	0:14,308	0:14,514
Runde 1	0:54,948	0:25,303	0:14,864	0:14,781	0:53,889	0:24,128	0:15,062	0:14,699	0:54,974	0:25,165	0:15,073	0:14,736	0:53,711	0:23,985	0:14,907	0:14,819	0:55,924	0:25,737	0:15,295	0:14,892
Runde 2	0:52,213	0:22,837	0:14,786	0:14,590	0:52,403	0:22,904	0:14,848	0:14,651	0:52,265	0:22,805	0:14,885	0:14,575	0:52,517	0:23,024	0:14,738	0:14,755	0:52,672	0:22,879	0:14,999	0:14,794
Runde 3	0:52,156	0:22,983	0:14,599	0:14,574	0:52,067	0:22,728	0:14,699	0:14,640	0:52,072	0:22,944	0:14,607	0:14,521	0:52,611	0:23,109	0:14,821	0:14,681	0:52,458	0:22,695	0:15,061	0:14,702
Runde 4	0:52,718	0:23,223	0:14,845	0:14,650	0:51,793	0:22,519	0:14,569	0:14,705	0:52,981	0:23,079	0:15,093	0:14,809	0:52,759	0:23,328	0:14,775	0:14,656	0:52,291	0:22,876	0:14,702	0:14,713
Runde 5	0:51,869	0:22,399	0:14,761	0:14,709	0:51,714	0:22,519	0:14,526	0:14,627	0:52,048	0:22,541	0:14,647	0:14,860	0:51,799	0:22,562	0:14,632	0:14,605	0:52,009	0:22,614	0:14,700	0:14,695
Runde 6	0:50,993	0:22,271	0:14,347	0:14,375	0:51,870	0:22,705	0:14,557	0:14,608	0:51,974	0:22,896	0:14,445	0:14,633	0:51,613	0:22,540	0:14,534	0:14,539	0:52,348	0:22,704	0:15,067	0:14,577
Runde 7	0:51,418	0:22,444	0:14,437	0:14,537	0:51,788	0:22,667	0:14,515	0:14,606	0:51,352	0:22,400	0:14,436	0:14,516	0:51,920	0:22,861	0:14,549	0:14,510	0:52,698	0:23,485	0:14,593	0:14,620
Runde 8	0:51,045	0:22,270	0:14,346	0:14,429	0:51,774	0:22,629	0:14,564	0:14,581	0:51,376	0:22,359	0:14,470	0:14,547	0:51,469	0:22,451	0:14,452	0:14,566	0:51,740	0:22,650	0:14,446	0:14,644
Runde 9	0:51,351	0:22,446	0:14,472	0:14,433	0:51,446	0:22,432	0:14,465	0:14,549	0:51,071	0:22,217	0:14,424	0:14,430	0:51,319	0:22,427	0:14,402	0:14,490	0:51,720	0:22,657	0:14,459	0:14,604
Runde 10	0:51,094	0:22,174	0:14,302	0:14,618	0:51,412	0:22,473	0:14,426	0:14,513	0:51,144	0:22,247	0:14,495	0:14,402	0:51,308	0:22,373	0:14,421	0:14,514	0:52,222	0:22,552	0:14,899	0:14,771
Runde 11	0:51,028	0:22,208	0:14,263	0:14,557	0:50,976	0:22,251	0:14,313	0:14,412	0:51,220	0:22,286	0:14,457	0:14,477	0:51,220	0:22,379	0:14,393	0:14,448	0:51,534	0:22,487	0:14,372	0:14,675
Runde 12	0:51,104	0:22,295	0:14,223	0:14,586	0:51,012	0:22,299	0:14,395	0:14,318	0:51,113	0:22,235	0:14,353	0:14,525	0:51,619	0:22,721	0:14,471	0:14,427	0:51,321	0:22,340	0:14,308	0:14,673
Runde 13	0:50,859	0:22,159	0:14,194	0:14,506	0:51,043	0:22,186	0:14,352	0:14,505	0:51,102	0:22,303	0:14,336	0:14,463	0:51,045	0:22,332	0:14,368	0:14,345	0:51,410	0:22,575	0:14,321	0:14,514
Runde 14	0:50,869	0:22,150	0:14,256	0:14,463	0:50,776	0:22,143	0:14,272	0:14,361	0:50,991	0:22,221	0:14,331	0:14,439	0:50,993	0:22,259	0:14,349	0:14,385	0:51,712	0:22,443	0:14,657	0:14,612
Runde 15	0:50,690	0:22,041	0:14,116	0:14,533	0:50,603	0:22,056	0:14,236	0:14,311	0:51,011	0:22,161	0:14,348	0:14,502	0:50,889	0:22,263	0:14,292	0:14,334	0:51,665	0:22,444	0:14,631	0:14,590



## R 15 DJKM (OK-Junior) Race 2

### Die schnellsten Zeiten

Ort	Nr. Fahrername	Zeit	Streckenl.	ø Speed
Ziel	164 Gerstenkorn, Marc	0:50,603	1315 m	93,6 km/h
Sektion 1	195 Strengre, Phil Colin	0:22,041	587 m	95,9 km/h
Sektion 2	195 Strengre, Phil Colin	0:14,116	315 m	80,3 km/h
Sektion 3	130 Kornder, Luke	0:13,932	413 m	106,7 km/h

	Smr.111 Schindler, Magnus DEU Lanari Racing Team			Smr.107 Papenburg, Tom NLD TB Racing Team			Smr.109 Rudzевичus, Kaijus DEU NSL Racing			Smr.130 Kornder, Luke DEU Kraft Motorsport		
	theoretisch mögliche Bestzeit	Ziel	Sektion 3	theoretisch mögliche Bestzeit	Ziel	Sektion 3	theoretisch mögliche Bestzeit	Ziel	Sektion 3	theoretisch mögliche Bestzeit	Ziel	Sektion 3
best	0:51,615	0:22,559	0:14,393	0:51,174	0:22,357	0:14,363	0:51,377	0:22,354	0:14,403	0:51,456	0:22,450	0:13,932
Runde 1	0:54,176	0:24,337	0:15,050	0:55,761	0:25,561	0:15,278	0:54,612	0:24,724	0:15,067	0:53,878	0:23,364	0:16,120
Runde 2	0:52,394	0:22,861	0:14,872	0:52,563	0:22,967	0:14,803	0:52,274	0:22,746	0:14,892	0:53,171	0:23,576	0:15,171
Runde 3	0:52,173	0:22,810	0:14,785	0:52,918	0:22,910	0:15,317	0:52,063	0:22,776	0:14,695	0:53,208	0:23,249	0:14,894
Runde 4	0:52,986	0:23,175	0:15,144	0:52,242	0:22,835	0:14,761	0:53,407	0:23,453	0:15,145	0:52,846	0:23,171	0:14,828
Runde 5	0:52,515	0:22,585	0:14,789	0:52,121	0:22,775	0:14,723	0:52,193	0:22,627	0:14,801	0:52,726	0:23,120	0:14,804
Runde 6	0:53,557	0:23,868	0:15,044	0:52,871	0:22,663	0:15,587	0:54,641	0:23,386	0:16,399	0:52,262	0:23,100	0:14,721
Runde 7	0:53,459	0:23,905	0:15,070	0:52,427	0:23,161	0:14,707	0:52,352	0:22,702	0:15,015	0:52,426	0:22,859	0:14,486
Runde 8	0:51,672	0:22,632	0:14,623	0:51,802	0:22,698	0:14,524	0:51,780	0:22,632	0:14,520	0:51,872	0:22,857	0:14,795
Runde 9	0:55,437	0:25,454	0:15,221	0:52,985	0:23,632	0:14,677	0:52,875	0:23,120	0:15,044	0:52,028	0:22,588	0:14,533
Runde 10	0:52,044	0:22,739	0:14,586	0:51,838	0:22,627	0:14,531	0:51,933	0:22,679	0:14,588	0:51,657	0:22,690	0:14,635
Runde 11	0:51,936	0:22,670	0:14,560	0:51,688	0:22,550	0:14,510	0:51,698	0:22,552	0:14,491	0:51,670	0:22,608	0:14,379
Runde 12	0:51,977	0:22,715	0:14,647	0:51,510	0:22,528	0:14,444	0:51,670	0:22,570	0:14,507	0:52,491	0:22,628	0:14,400
Runde 13	0:51,935	0:22,704	0:14,584	0:51,429	0:22,560	0:14,383	0:51,428	0:22,354	0:14,488	0:51,456	0:22,940	0:14,584
Runde 14	0:51,615	0:22,605	0:14,393	0:51,469	0:22,421	0:14,446	0:51,377	0:22,412	0:14,403	0:51,958	0:22,450	0:14,381
Runde 15	0:51,778	0:22,559	0:14,548	0:51,174	0:22,357	0:14,363	0:51,585	0:22,546	0:14,409	0:52,718	0:22,718	0:14,468

## R 11 DJKM (OK-Junior) Race 1

Strecke / track: 1315m

fastest Lap Phil Colin STRENGE at: 0:51,135

started: 9 classified: 9 not classified: 0

Pos	St. Nr.	Fahrer Driver	Nation	Bewerber / Sponsor	Nation	Lizenz	Chassis / Motor / Reifen	Penalty	Points	Runden Laps	Gesamtzeit Differenz	Abstand Gap	beste Runde best Lap	in R. in L.	o Geschw. n Speed
1	188	GORCICA, David	CZE	FORZA RACING z.s.	CZE	23AS0082 23AT00121	MS Kart / TM / VEGA		25	15	13:04,857		0:51,575	14	90,5 km/h 91,8 km/h
2	176	BAYYATI, Cemil	DEU	Lanari Racing Team	DEU	15366 17166	KR / IAME / VEGA		20	15	13:05,210 0:00,353	0:00,353	0:51,369	13	90,4 km/h 92,2 km/h
3	164	GERSTENKORN, Marc	CHE	TB Racing Team	DEU	375 12562	KR / IAME / VEGA		16	15	13:09,007 0:04,150	0:03,797	0:51,448	13	90 km/h 92 km/h
4	195	STRENGE, Phil Colin	DEU	Jens Strenge ADAC Württemberg e.V.	DEU	25516 BEK1304209	LN / TM / VEGA	3 sec.	*	15	13:11,402 0:06,545	0:02,395	0:51,135	14	89,7 km/h 92,6 km/h
5	111	SCHINDLER, Magnus	DEU	Lanari Racing Team	DEU	13573 17166	KR / IAME / VEGA		13	15	13:12,464 0:07,607	0:01,062	0:51,799	9	89,6 km/h 91,4 km/h
6	127	BRUNNER GOSTNER, Alex	ITA	TB Racing Team	DEU	460701 12562	KR / IAME / VEGA		11	15	13:12,861 0:08,004	0:00,397	0:51,752	9	89,6 km/h 91,5 km/h
7	109	RUDZEVICIUS, Kajus	DEU	NSL Racing	LTU	2023-11G/004 2023-KL/06	Gillard / TM / VEGA		*	15	13:13,633 0:08,776	0:00,772	0:51,877	12	89,5 km/h 91,3 km/h
8	130	KORNDER, Luke	DEU	Kraft Motorsport	DEU	12977 21779	/ / VEGA		10	15	13:14,612 0:09,755	0:00,979	0:51,935	8	89,4 km/h 91,2 km/h
9	107	PAPENBURG, Tom	NLD	TB Racing Team	DEU	42649 12562	KR / IAME / VEGA		9	6	6:04,930 DNF	QualiP:5	0:53,378	3	77,8 km/h 88,7 km/h

StNr. 195 3 sec penalty Pushing

Rennleitung: Camillo Rößiger Racedirektor: Horst Seidel

Sportkommissare: Nikolas Spaderna / Ulrich Bell / Jörg Müller

Techn. Kommissare: H.-J. Dangers / M. Grasshoff / M. Ambrosius / C.Schmidt / D.Pietzko

Zeitnahme: KART-DATA timing service Franz Schieszler / Manuela Hintner

Zeitnahme / timekeeping  
control *Schieszler*  
Franz Schieszler

freigegeben: 10:18:39



5	107	TB Racing Team <b>PAPENBURG Tom</b> Startposition 9
4	109	NSL Racing <b>RUDZEVICIUS Kajus</b> Startposition 7
3	111	Lanari Racing Team <b>SCHINDLER Magnus</b> Startposition 5
2	164	TB Racing Team <b>GERSTENKORN Marc</b> Startposition 3
1	188	FORZA RACING z.s. <b>GORCICA David</b> Startposition 1

4	130	Kraft Motorsport <b>KORNDER Luke</b> Startposition 8
3	127	TB Racing Team <b>BRUNNER GOSTNER Alex</b> Startposition 6
2	195	Jens Strenge <b>STRENGE Phil Colin</b> Startposition 4
1	176	Lanari Racing Team <b>BAYYATI Cemil</b> Startposition 2



**Starting Grid DJKM**

**Rennen 15**

**DKM 2023**

**DMSW**  
**DMSB**  
WWW.KART-DM.DE

**100% E-FUELS**

**VEGA**  
High Technology in Karting Tyres

**KART-DATA**  
Timing Service

**KART-DATA**  
Television

**rate**  
CONTROL

## R 11 DJKM (OK-Junior) Race 1

Strecke / track: 1315m

fastest Lap Phil Colin STRENGE at: 0:51,135

started: 9 classified: 9 not classified: 0

Pos	Str. Nr.	Fahrer Driver	Nation	Bewerber / Sponsor	Nation	Lizenz B-Lizenz	Chassis / Motor / Reifen	Points	Runden Laps	Gesamtzeit Differenz	Abstand Gap	beste Runde best Lap	in R. in L.	o Geschw. o Speed
1	188	GORCICA, David	CZE	FORZA RACING z.s.	CZE	23AS0082 23AT00121	MS Kart / TM / VEGA	25	15	13:04,857		0:51,575	14	90,5 km/h 91,8 km/h
2	176	BAYYATI, Cemil	DEU	Lanari Racing Team	DEU	15366 17166	KR / IAME / VEGA	20	15	13:05,210 0:00,353	0:00,353	0:51,369	13	90,4 km/h 92,2 km/h
3	195	STRENGE, Phil Colin	DEU	Jens Strenge ADAC Württemberg e.V.	DEU	25516 BEK1304209	LN / TM / VEGA	*	15	13:08,402 0:03,545	0:03,192	0:51,135	14	90,1 km/h 92,6 km/h
4	164	GERSTENKORN, Marc	CHE	TB Racing Team	DEU	375 12562	KR / IAME / VEGA	16	15	13:09,007 0:04,150	0:00,605	0:51,448	13	90 km/h 92 km/h
5	111	SCHINDLER, Magnus	DEU	Lanari Racing Team	DEU	13573 17166	KR / IAME / VEGA	13	15	13:12,464 0:07,607	0:03,457	0:51,799	9	89,6 km/h 91,4 km/h
6	127	BRUNNER GOSTNER, Alex	ITA	TB Racing Team	DEU	460701 12562	KR / IAME / VEGA	11	15	13:12,861 0:08,004	0:00,397	0:51,752	9	89,6 km/h 91,5 km/h
7	109	RUDZEVICIUS, Kajus	DEU	NSL Racing	LTU	2023-ITG/004 2023-KL/06	Gillard / TM / VEGA	*	15	13:13,633 0:08,776	0:00,772	0:51,877	12	89,5 km/h 91,3 km/h
8	130	KORNDER, Luke	DEU	Kraft Motorsport	DEU	12977 21779	/ / VEGA	10	15	13:14,612 0:09,755	0:00,979	0:51,935	8	89,4 km/h 91,2 km/h
9	107	PAPENBURG, Tom	NLD	TB Racing Team	DEU	42649 12562	KR / IAME / VEGA	9	6	6:04,930 DNF	QualiP:0	0:53,378	3	77,8 km/h 88,7 km/h

Rennleitung: Camillo Rößiger Racedirektor: Horst Seidel  
Sportkommissare: Nikolas Spaderna / Ulrich Bell / Jörg Müller  
Techn. Kommissare: H.-J. Dangers / M. Grasshoff / M. Ambrosius / C. Schmidt / D. Pietzko  
Zeitnahme: KART-DATA timing service Franz Schieszler / Manuela Hintner

Zeitnahme / timekeeping

control *Schieszler*  
Franz Schieszler

freigegeben: 09:44:35



## R 11 DJKM (OK-Junior) Race 1

Fahrername Driver	Gorcica David	Bayyati Cemil	Strengé Phil Colin	Gerstenkorn Marc	Schindler Magnus	Gostner Alex	Rudzevičius Kaijus	Kornder Luke	Papenburg Tom
schnellste Runde in Runde	0:51,575 Rn. 14	0:51,369 Rn. 13	0:51,135 Rn. 14	0:51,448 Rn. 13	0:51,799 Rn. 9	0:51,752 Rn. 9	0:51,877 Rn. 12	0:51,935 Rn. 8	0:53,378 Rn. 3
Speed	91,8 km/h	92,2 km/h	92,6 km/h	92,0 km/h	91,4 km/h	91,5 km/h	91,3 km/h	91,2 km/h	88,7 km/h
Lap 1	0:54,443	0:54,446	0:56,305	0:54,450	0:54,664	0:55,909	0:55,625	0:56,712	1:34,893
Lap 2	0:52,944	0:52,966	0:52,739	0:52,848	0:52,804	0:53,528	0:53,192	0:53,297	0:54,068
Lap 3	0:52,608	0:52,713	0:52,167	0:52,592	0:52,560	0:52,518	0:53,112	0:52,597	0:53,378
Lap 4	0:52,391	0:52,337	0:51,738	0:52,432	0:52,422	0:52,159	0:52,217	0:52,284	0:53,514
Lap 5	0:52,189	0:53,393	0:52,781	0:52,269	0:52,892	0:52,492	0:52,465	0:52,244	0:53,380
Lap 6	0:52,108	0:52,161	0:52,162	0:52,101	0:53,301	0:52,255	0:52,748	0:52,029	0:53,543
Lap 7	0:51,949	0:52,038	0:51,799	0:52,352	0:51,975	0:51,987	0:52,816	0:52,313	
Lap 8	0:51,803	0:51,895	0:51,652	0:51,835	0:51,979	0:51,921	0:52,783	0:51,935	
Lap 9	0:51,756	0:51,557	0:51,226	0:51,655	0:51,799	0:51,752	0:52,033	0:52,175	
Lap 10	0:51,792	0:51,647	0:55,000	0:54,539	0:52,912	0:52,659	0:52,113	0:52,427	
Lap 11	0:51,809	0:51,700	0:52,030	0:51,954	0:52,402	0:52,857	0:52,106	0:52,526	
Lap 12	0:51,713	0:51,584	0:51,545	0:51,511	0:52,068	0:51,915	0:51,877	0:51,988	
Lap 13	0:51,809	0:51,369	0:51,325	0:51,448	0:52,325	0:52,177	0:51,967	0:52,142	
Lap 14	0:51,575	0:51,835	0:51,135	0:51,591	0:52,535	0:52,357	0:52,264	0:52,249	
Lap 15	0:51,695	0:51,541	0:52,591	0:53,352	0:53,430	0:53,930	0:53,965	0:54,169	

## R 11 DJKM (OK-Junior) Race 1

Ziel		Sektion 1		Sektion 2		Sektion 3	
Fahrername	Zeit	Fahrername	Zeit	Fahrername	Zeit	Fahrername	Zeit
1 195 Sreng,Phil Colin	0:51,135	195 Sreng,Phil Colin	0:22,251	195 Sreng,Phil Colin	0:14,346	195 Sreng,Phil Colin	0:14,472
2 176 Bayyati,Cemil	0:51,369	164 Gerstenkorn,Marc	0:22,393	188 Gorcica,David	0:14,400	176 Bayyati,Cemil	0:14,505
3 164 Gerstenkorn,Marc	0:51,448	176 Bayyati,Cemil	0:22,438	176 Bayyati,Cemil	0:14,402	164 Gerstenkorn,Marc	0:14,517
4 188 Gorcica,David	0:51,575	188 Gorcica,David	0:22,533	127 Brunner Gostner,Alex	0:14,409	127 Brunner Gostner,Alex	0:14,552
5 127 Brunner Gostner,Alex	0:51,752	127 Brunner Gostner,Alex	0:22,539	164 Gerstenkorn,Marc	0:14,465	188 Gorcica,David	0:14,559
6 111 Schindler,Magnus	0:51,799	111 Schindler,Magnus	0:22,593	109 Rudzevicius,Kajus	0:14,487	111 Schindler,Magnus	0:14,575
7 109 Rudzevicius,Kajus	0:51,877	109 Rudzevicius,Kajus	0:22,618	111 Schindler,Magnus	0:14,580	109 Rudzevicius,Kajus	0:14,688
8 130 Kornder,Luke	0:51,935	107 Papenburg,Tom	0:23,122	107 Papenburg,Tom	0:15,005	107 Papenburg,Tom	0:14,987
9 107 Papenburg,Tom	0:53,378	130 Kornder,Luke		130 Kornder,Luke		130 Kornder,Luke	



## R 11 DJKM (OK-Junior) Race 1

### Die schnellsten Zeiten

Ort	Nr. Fahrername	Zeit	Streckenl.	Ø Speed
Ziel	195 Strengge,Phil Colin	0:51,135	1315 m	92,6 km/h
Sektion 1	195 Strengge,Phil Colin	0:22,251	587 m	95,0 km/h
Sektion 2	195 Strengge,Phil Colin	0:14,346	315 m	79,0 km/h
Sektion 3	195 Strengge,Phil Colin	0:14,472	413 m	102,7 km/h

	Snr.188 Goritca,David CZE FORZA RACING z.s.		Snr.176 Bayyati,Cemil DEU Lanari Racing Team		Snr.195 Strengge,Phil Colin DEU Jens Strengge ADAC Württemberg e.V.		Snr.164 Gerstenkorn,Marc CHE TB Racing Team		Snr.111 Schindler,Magnus DEU Lanari Racing Team							
	theoretisch mögliche Bestzeit	Ziel	theoretisch mögliche Bestzeit	Ziel	theoretisch mögliche Bestzeit	Ziel	theoretisch mögliche Bestzeit	Ziel	theoretisch mögliche Bestzeit	Ziel						
best	0:51,575	0:22,533	0:14,400	0:14,559	0:51,369	0:22,438	0:14,402	0:14,505	0:51,448	0:22,393	0:14,465	0:14,517	0:51,799	0:22,593	0:14,580	0:14,575
Runde 1	0:54,443	0:24,657	0:14,965	0:14,821	0:54,446	0:24,256	0:15,272	0:14,918	0:54,450	0:24,305	0:15,300	0:14,845	0:54,664	0:24,848	0:15,102	0:14,714
Runde 2	0:52,944	0:23,059	0:15,029	0:14,856	0:52,966	0:23,189	0:15,031	0:14,746	0:52,848	0:23,061	0:14,933	0:14,854	0:52,804	0:22,990	0:14,985	0:14,829
Runde 3	0:52,608	0:22,890	0:14,964	0:14,754	0:52,713	0:22,994	0:14,963	0:14,756	0:52,592	0:22,948	0:14,890	0:14,754	0:52,560	0:22,946	0:14,932	0:14,682
Runde 4	0:52,391	0:22,890	0:14,783	0:14,718	0:52,337	0:22,766	0:14,876	0:14,695	0:52,432	0:22,792	0:14,850	0:14,790	0:52,422	0:23,049	0:14,727	0:14,646
Runde 5	0:52,189	0:22,666	0:14,783	0:14,788	0:53,393	0:23,928	0:14,874	0:14,591	0:52,269	0:22,742	0:14,748	0:14,779	0:52,892	0:23,472	0:14,814	0:14,606
Runde 6	0:52,108	0:22,693	0:14,785	0:14,680	0:52,161	0:22,980	0:14,585	0:14,596	0:52,101	0:22,737	0:14,711	0:14,653	0:53,301	0:23,719	0:14,895	0:14,687
Runde 7	0:51,949	0:22,578	0:14,645	0:14,726	0:52,038	0:22,627	0:14,854	0:14,557	0:52,352	0:22,701	0:15,006	0:14,645	0:51,975	0:22,732	0:14,607	0:14,636
Runde 8	0:51,803	0:22,637	0:14,510	0:14,656	0:51,895	0:22,770	0:14,559	0:14,566	0:51,835	0:22,532	0:14,620	0:14,683	0:51,979	0:22,760	0:14,580	0:14,639
Runde 9	0:51,756	0:22,551	0:14,501	0:14,704	0:51,557	0:22,504	0:14,444	0:14,609	0:51,655	0:22,484	0:14,639	0:14,532	0:51,799	0:22,593	0:14,589	0:14,617
Runde 10	0:51,792	0:22,653	0:14,509	0:14,630	0:51,647	0:22,564	0:14,475	0:14,608	0:54,539	0:25,095	0:14,770	0:14,674	0:52,912	0:23,168	0:15,169	0:14,575
Runde 11	0:51,809	0:22,623	0:14,512	0:14,674	0:51,700	0:22,569	0:14,451	0:14,680	0:51,954	0:22,647	0:14,525	0:14,782	0:52,402	0:22,885	0:14,887	0:14,630
Runde 12	0:51,713	0:22,614	0:14,485	0:14,614	0:51,584	0:22,553	0:14,442	0:14,589	0:51,511	0:22,529	0:14,465	0:14,517	0:52,068	0:22,636	0:14,672	0:14,760
Runde 13	0:51,809	0:22,641	0:14,536	0:14,632	0:51,369	0:22,438	0:14,402	0:14,529	0:51,448	0:22,393	0:14,482	0:14,573	0:52,325	0:22,706	0:14,896	0:14,723
Runde 14	0:51,575	0:22,533	0:14,400	0:14,642	0:51,835	0:22,573	0:14,632	0:14,630	0:51,591	0:22,484	0:14,485	0:14,622	0:52,535	0:23,196	0:14,759	0:14,580
Runde 15	0:51,695	0:22,690	0:14,446	0:14,559	0:51,541	0:22,492	0:14,544	0:14,505	0:53,352	0:22,417	0:14,629	0:16,306	0:53,430	0:23,788	0:14,897	0:14,745

## R 11 DJKM (OK-Junior) Race 1

### Die schnellsten Zeiten

Ort	Nr. Fahrername	Zeit	Streckenl.	Ø Speed
Ziel	195 Strengle,Phil Colin	0:51,135	1315 m	92,6 km/h
Sektion 1	195 Strengle,Phil Colin	0:22,251	587 m	95,0 km/h
Sektion 2	195 Strengle,Phil Colin	0:14,346	315 m	79,0 km/h
Sektion 3	195 Strengle,Phil Colin	0:14,472	413 m	102,7 km/h

	Smr.127 Brunner Gostner,Alex ITA TB Racing Team			Smr.109 Rudzевичius,Kajus DEU NSL Racing			Smr.130 Kornder,Luke DEU Kraft Motorsport			Smr.107 Papenburg,Tom NLD TB Racing Team			
	theoretisch mögliche Bestzeit	Ziel	Bestzeit	theoretisch mögliche Bestzeit	Ziel	Bestzeit	theoretisch mögliche Bestzeit	Ziel	Bestzeit	theoretisch mögliche Bestzeit	Ziel	Bestzeit	
best	0:51,752	0:22,539	0:14,409	0:51,877	0:22,618	0:14,487	0:51,935	0:22,618	0:14,688	0:53,378	0:23,122	0:15,005	0:14,987
Runde 1	0:55,909	0:25,484	0:15,353	0:55,625	0:25,330	0:15,234	0:56,712	0:25,330	0:15,061	1:34,893	1:01,981	0:17,247	0:15,665
Runde 2	0:53,528	0:23,875	0:14,883	0:53,192	0:23,209	0:15,042	0:53,297	0:23,209	0:14,941	0:54,068	0:23,673	0:15,375	0:15,020
Runde 3	0:52,518	0:22,688	0:14,871	0:53,112	0:22,885	0:15,313	0:52,597	0:22,885	0:14,914	0:53,378	0:23,321	0:15,005	0:15,052
Runde 4	0:52,159	0:22,771	0:14,709	0:52,217	0:22,772	0:14,686	0:52,284	0:22,772	0:14,759	0:53,514	0:23,299	0:15,214	0:15,001
Runde 5	0:52,492	0:23,014	0:14,814	0:52,465	0:22,998	0:14,725	0:52,244	0:22,998	0:14,742	0:53,380	0:23,257	0:15,136	0:14,987
Runde 6	0:52,255	0:22,787	0:14,711	0:52,748	0:23,087	0:14,820	0:52,029	0:23,087	0:14,841	0:53,543	0:23,431	0:15,098	0:15,014
Runde 7	0:51,987	0:22,599	0:14,753	0:52,816	0:23,112	0:14,766	0:52,313	0:23,112	0:14,938		0:23,122	0:15,087	
Runde 8	0:51,921	0:22,682	0:14,687	0:52,783	0:22,684	0:15,072	0:51,935	0:22,684	0:15,027				
Runde 9	0:51,752	0:22,628	0:14,551	0:52,033	0:22,759	0:14,568	0:52,175	0:22,759	0:14,706				
Runde 10	0:52,659	0:23,178	0:14,777	0:52,113	0:22,728	0:14,683	0:52,427	0:22,728	0:14,702				
Runde 11	0:52,857	0:23,353	0:14,726	0:52,106	0:22,735	0:14,610	0:52,526	0:22,735	0:14,761				
Runde 12	0:51,915	0:22,698	0:14,409	0:51,877	0:22,618	0:14,560	0:51,988	0:22,618	0:14,699				
Runde 13	0:52,177	0:22,539	0:14,543	0:51,967	0:22,650	0:14,629	0:52,142	0:22,650	0:14,688				
Runde 14	0:52,357	0:22,910	0:14,660	0:52,264	0:23,038	0:14,487	0:52,249	0:23,038	0:14,739				
Runde 15	0:53,930	0:24,082	0:15,033	0:53,965	0:23,712	0:15,176	0:54,169	0:23,712	0:15,077				

## warm up DJKM (OK-Junior)

Strecke / track: 1315m

started: 8 classified: 8 not classified: 0

Pos	Str. Nr.	Fahrer Driver	Nation	Bewerber / Sponsor	Nation	Lizenz B-Lizenz	Chassis / Motor / Reifen	Runden Laps	Differenz	Abstand Gap	beste Runde best Lap	in R. in L.	o Geschw. o Speed
1	176	BAYYATI, Cemil	DEU	Lanari Racing Team	DEU	15366 17166	KR / IAME / VEGA	5			0:59,997	5	78,9 km/h
2	195	STRENGE, Phil Colin	DEU	Jens Strenge ADAC Württemberg e.V.	DEU	25516 BEK1304209	LN / TM / VEGA	8	0:00,610	0:00,610	1:00,607	6	78,1 km/h
3	188	GORCICA, David	CZE	FORZA RACING z.s.	CZE	23AS0082 23AT00121	MS Kart / TM / VEGA	7	0:00,643	0:00,033	1:00,640	6	78,1 km/h
4	164	GERSTENKORN, Marc	CHE	TB Racing Team	DEU	375 12562	KR / IAME / VEGA	6	0:00,717	0:00,074	1:00,714	5	78,0 km/h
5	127	BRUNNER GOSTNER, Alex	ITA	TB Racing Team	DEU	460701 12562	KR / IAME / VEGA	8	0:01,279	0:00,562	1:01,276	8	77,3 km/h
6	111	SCHINDLER, Magnus	DEU	Lanari Racing Team	DEU	13573 17166	KR / IAME / VEGA	7	0:01,665	0:00,386	1:01,662	5	76,8 km/h
7	107	PAPENBURG, Tom	IND	TB Racing Team	DEU	42649 12562	KR / IAME / VEGA	6	0:02,417	0:00,752	1:02,414	5	75,8 km/h
8	109	RUDZEVICIUS, Kajus	DEU	NSL Racing	LTU	2023-ITG/004 2023-KL/06	Gillard / TM / VEGA	8	0:05,749	0:03,332	1:05,746	7	72,0 km/h

Rennleitung: Camillo Rößiger Racedirektor: Horst Seidel

Sportkommissare: Nikolas Spaderna / Ulrich Bell / Jörg Müller

Techn. Kommissare: H.-J. Dangers / M. Grasshoff / M. Ambrosius / C. Schmidt / D. Pietzko

Zeitnahme: KART-DATA timing service Franz Schieszler / Manuela Hintner



### warm up DJKM (OK-Junior)

Fahrername Driver	Bayyati Cemil	Strengé Phil Colin	Gorcica David	Gerstenkorn Marc	Gostner Alex	Schindler Magnus	Papenburg Tom	Rudzevicius Kajus
schnellste Runde in Runde	0:59,997 Rn. 5	1:00,607 Rn. 6	1:00,640 Rn. 6	1:00,714 Rn. 5	1:01,276 Rn. 8	1:01,662 Rn. 5	1:02,414 Rn. 5	1:05,746 Rn. 7
Speed	78,9 km/h	78,1 km/h	78,1 km/h	78,0 km/h	77,3 km/h	76,8 km/h	75,8 km/h	72,0 km/h
Lap 1	1:01,538	1:03,623	1:02,809	1:02,759	1:04,981	1:02,990	1:05,763	1:14,516
Lap 2	1:00,722	1:02,422	1:02,075	1:03,484	1:03,720	1:02,442	1:04,873	1:12,820
Lap 3	1:00,094	1:02,045	1:02,804	2:24,809	1:02,607	1:03,423	1:03,671	1:10,846
Lap 4	1:00,080	1:01,279	1:01,446	1:00,784	1:02,477	1:01,996	1:03,316	1:10,093
Lap 5	<u>0:59,997</u>	1:01,013	1:02,026	<u>1:00,714</u>	1:02,603	<u>1:01,662</u>	<u>1:02,414</u>	1:08,793
Lap 6		<u>1:00,607</u>	<u>1:00,640</u>	1:00,914	1:02,490	1:02,981	2:29,074	1:07,446
Lap 7		1:00,804	1:01,167		1:01,402	1:02,036		<u>1:05,746</u>
Lap 8		1:00,787			<u>1:01,276</u>			1:05,903

## Warm up DJKM (OK-Junior)

Ziel		Sektion 1		Sektion 2		Sektion 3	
Fahrername	Zeit	Fahrername	Zeit	Fahrername	Zeit	Fahrername	Zeit
1 176 Bayyati,Cemil	0:59,997	164 Gerstenkorn,Marc	0:25,768	176 Bayyati,Cemil	0:16,962	195 Srengge,Phil Colin	0:16,942
2 195 Srengge,Phil Colin	1:00,607	176 Bayyati,Cemil	0:25,898	188 Górcica,David	0:17,371	127 Brunner Gostner,Alex	0:16,947
3 188 Górcica,David	1:00,640	188 Górcica,David	0:26,104	195 Srengge,Phil Colin	0:17,397	176 Bayyati,Cemil	0:17,024
4 164 Gerstenkorn,Marc	1:00,714	195 Srengge,Phil Colin	0:26,168	164 Gerstenkorn,Marc	0:17,492	188 Górcica,David	0:17,051
5 127 Brunner Gostner,Alex	1:01,276	127 Brunner Gostner,Alex	0:26,253	107 Papenburg,Tom	0:17,586	107 Papenburg,Tom	0:17,066
6 111 Schindler,Magnus	1:01,662	111 Schindler,Magnus	0:26,452	111 Schindler,Magnus	0:17,773	164 Gerstenkorn,Marc	0:17,075
7 107 Papenburg,Tom	1:02,414	107 Papenburg,Tom	0:26,997	127 Brunner Gostner,Alex	0:17,784	111 Schindler,Magnus	0:17,226
8 109 Rudzevicius,Kajus	1:05,746	109 Rudzevicius,Kajus	0:28,148	109 Rudzevicius,Kajus	0:18,757	109 Rudzevicius,Kajus	0:18,481

## warm up DJKM (OK-Junior)

### Die schnellsten Zeiten

Ort	Nr. Fahrername	Zeit	Streckenl.	ø Speed
Ziel	176 Bayyati,Cemil	0:59,997	1315 m	78,9 km/h
Sektion 1	164 Gerstenkorn,Marc	0:25,768	587 m	82,0 km/h
Sektion 2	176 Bayyati,Cemil	0:16,962	315 m	66,9 km/h
Sektion 3	195 Srengge,Phil Colin	0:16,942	413 m	87,8 km/h

	Snr.176 Bayyati,Cemil DEU Lanari Racing Team			Snr.195 Srengge,Phil Colin DEU Jens Srengge ADAC Württemberg e.V.			Snr.188 Gorcica,David CZE FORZA RACING z.s.			Snr.164 Gerstenkorn,Marc CHE TB Racing Team			Snr.127 Brunner Gostner,Alex ITA TB Racing Team								
	theoretisch mögliche Bestzeit	Sektion 2	Sektion 3	theoretisch mögliche Bestzeit	Sektion 2	Sektion 3	theoretisch mögliche Bestzeit	Sektion 2	Sektion 3	theoretisch mögliche Bestzeit	Sektion 2	Sektion 3	theoretisch mögliche Bestzeit	Sektion 2	Sektion 3						
best	0:59,997	0:25,898	0:16,962	0:17,024	0:17,024	0:17,024	1:00,607	0:26,168	0:17,397	0:16,942	1:00,640	0:26,104	0:17,051	1:00,714	0:25,768	0:17,492	0:17,075	1:01,276	0:26,253	0:17,784	0:16,947
Runde 1	1:01,538	0:26,518	0:17,773	0:17,247	1:03,623	0:27,525	0:18,697	0:17,401	1:02,809	0:27,228	0:18,303	0:17,278	1:02,759	0:27,064	0:18,441	0:17,254	1:04,981	0:28,496	0:18,810	0:17,675	
Runde 2	1:00,722	0:26,191	0:17,406	0:17,125	1:02,422	0:26,833	0:18,235	0:17,354	1:02,075	0:26,778	0:18,064	0:17,233	1:03,484	0:28,056	0:18,163	0:17,265	1:03,720	0:27,488	0:18,713	0:17,519	
Runde 3	1:00,094	0:25,953	0:17,083	0:17,058	1:02,045	0:26,899	0:17,935	0:17,211	1:02,804	0:27,579	0:18,015	0:17,210	2:24,809	1:48,888	0:18,734	0:17,187	1:02,607	0:27,053	0:18,188	0:17,366	
Runde 4	1:00,080	0:26,036	0:17,020	0:17,024	1:01,279	0:26,476	0:17,749	0:17,054	1:01,446	0:26,616	0:17,755	0:17,075	1:00,784	0:26,217	0:17,492	0:17,075	1:02,477	0:26,992	0:18,308	0:17,177	
Runde 5	0:59,997	0:25,898	0:16,962	0:17,137	1:01,013	0:26,184	0:17,817	0:17,012	1:02,026	0:26,702	0:18,156	0:17,168	1:00,714	0:25,768	0:17,742	0:17,204	1:02,603	0:26,526	0:18,057	0:18,020	
Runde 6					1:00,607	0:26,212	0:17,397	0:16,998	1:00,640	0:26,104	0:17,485	0:17,051	1:00,914	0:26,095	0:17,584	0:17,235	1:02,490	0:27,174	0:18,008	0:17,308	
Runde 7					1:00,804	0:26,168	0:17,525	0:17,111	1:01,167	0:26,637	0:17,371	0:17,159					1:01,402	0:26,671	0:17,784	0:16,947	
Runde 8					1:00,787	0:26,265	0:17,580	0:16,942										1:01,276	0:26,253	0:17,790	0:17,233



## warm up DJKM (OK-Junior)

### Die schnellsten Zeiten

Ort	Nr. Fahrername	Zeit	Streckenl.	ø Speed
Ziel	176 Bayyati,Cemil	0:59,997	1315 m	78,9 km/h
Sektion 1	164 Gerstenkorn,Marc	0:25,768	587 m	82,0 km/h
Sektion 2	176 Bayyati,Cemil	0:16,962	315 m	66,9 km/h
Sektion 3	195 Streange,Phil Colin	0:16,942	413 m	87,8 km/h

	Smr.111 Schindler,Magnus DEU Lanari Racing Team			Smr.107 Papenburg,Tom NLD TB Racing Team			Smr.109 Rudzевичius,Kajus DEU NSL Racing					
	theoretisch mögliche Bestzeit	Sektion 1	Sektion 2	Sektion 3	theoretisch mögliche Bestzeit	Sektion 1	Sektion 2	Sektion 3	theoretisch mögliche Bestzeit	Sektion 1	Sektion 2	Sektion 3
best	1:01,662	0:26,452	0:17,773	0:17,226	1:02,414	0:26,997	0:17,586	0:17,066	1:05,746	0:28,148	0:18,757	0:18,481
Runde 1	1:02,990	0:26,812	0:18,778	0:17,400	1:05,763	0:28,709	0:19,130	0:17,924	1:14,516	0:31,117	0:23,075	0:20,324
Runde 2	1:02,442	0:26,742	0:18,197	0:17,503	1:04,873	0:28,097	0:18,953	0:17,823	1:12,820	0:31,257	0:21,890	0:19,673
Runde 3	1:03,423	0:27,798	0:18,170	0:17,455	1:03,671	0:27,427	0:18,464	0:17,780	1:10,846	0:30,090	0:21,114	0:19,642
Runde 4	1:01,996	0:26,548	0:18,222	0:17,226	1:03,316	0:27,578	0:17,929	0:17,809	1:10,093	0:30,069	0:20,938	0:19,086
Runde 5	1:01,662	0:26,589	0:17,773	0:17,300	1:02,414	0:26,997	0:17,891	0:17,526	1:08,793	0:29,988	0:19,911	0:18,894
Runde 6	1:02,981	0:27,117	0:18,483	0:17,381	2:29,074	1:54,422	0:17,586	0:17,066	1:07,446	0:29,194	0:19,282	0:18,970
Runde 7	1:02,036	0:26,452	0:18,323	0:17,261	1:05,746	0:28,148	0:18,773	0:18,825	1:05,746	0:28,148	0:18,773	0:18,825
Runde 8					1:05,903	0:28,665	0:18,757	0:18,481	1:05,903	0:28,665	0:18,757	0:18,481

## Ranking Qualifying Heats DJKM (OK-Junior)

Strecke / track: 1315m

fastest Race Lap from Cemil Bayyati in Heat 2 / Lap 7 in 0:50,849

Pos	Str. Nr.	Fahrer Driver	Nation	Bewerber / Sponsor	Nation	Lizenz B-Lizenz	Chassis / Motor / Reifen NAT	Punkte Points	Quali POS	Lauf Heat	Pos	Punkte Points	Rn. Lp	Zeit Time	schnellste Runde fastest Lap	in Runde in Lap
1	176	BAYYATI, Cemil	DEU	Lanari Racing Team	DEU	16944	KR / IAME / VEGA	3	1	1	0	8	8	6:56,669	0:51,534	7
2	195	STRENGE, Phil Colin	DEU	Jens Sirenge ADAC Württemberg e.V.	DEU	25534 04209	LN / TM / VEGA	3	2	1	3	3	8	7:01,118	0:51,163	7
3	164	GERSTENKORN, Marc	CHE	TB Racing Team	DEU	276	KR / IAME / VEGA	4	3	2	2	2	8	7:00,486	0:51,359	8
4	188	GORCICA, David	CZE	FORZA RACING z.s.	CZE	22AC0082 0121	MS Kart / TM / VEGA	9	5	2	4	4	8	6:50,982	0:51,446	7
5	107	PAPENBURG, Tom	NLD	TB Racing Team	DEU	42640	KR / IAME / VEGA	12	7	1	4	4	8	7:01,279	0:51,967	6
6	111	SCHINDLER, Magnus	DEU	Lanari Racing Team	DEU	12632	KR / IAME / VEGA	13	6	1	6	6	8	7:05,861	0:52,019	8
7	109	RUDZEVICIUS, Kajus	DEU	NSL Racing	LTU	2023 JTG/004 KL/06	Gillard / TM / VEGA	13	8	2	6	6	8	6:55,325	0:51,524	7
8	130	KORNDER, Luke	DEU	Kraft Motorsport	DEU	12077	/ / VEGA	14	9	1	9	9	6	5:25,219	0:52,364	4
9	127	BRUNNER GOSTNER, Alex	ITA	TB Racing Team	DEU	44020	KR / IAME / VEGA	17	4	2	9	9	2	1:42,369	0:51,957	1

Rennleitung: Camillo Rößiger Racedirektor: Horst Seidel

Sportkommissare: Nikolas Spaderna / Ulrich Bell / Jörg Müller

Techn. Kommissare: H.-J. Dangers / M. Grasshoff / M. Ambrosius / C. Schmidt / D. Pietzko

Zeitnahme: KART-DATA timing service Franz Schieszler / Manuela Hintner

TB Racing Team  
**5** 127 **BRUNNER GOSTNER Alex**  
Startposition 9

NSL Racing  
**4** 109 **RUDZEVICIUS Kajus**  
Startposition 7

TB Racing Team  
**3** 107 **PAPENBURG Tom**  
Startposition 5

TB Racing Team  
**2** 164 **GERSTENKORN Marc**  
Startposition 3

Lanari Racing Team  
**1** 176 **BAYYATI Cemil**  
Startposition 1

Kraft Motorsport  
**4** 130 **KORNDER Luke**  
Startposition 8

Lanari Racing Team  
**3** 111 **SCHINDLER Magnus**  
Startposition 6

FORZA RACING z.s.  
**2** 188 **GORCICA David**  
Startposition 4

Jens Strenge  
**1** 195 **STRENGE Phil Colin**  
Startposition 2



**Starting Grid DJKM**

**Rennen 11**



## R 8 DJKM (OK-Junior) Heat 2

Strecke / track: 1315m

fastest Lap Cemil BAYYATI at: 0:50,849

started: 9 classified: 9 not classified: 0

Pos	Stf. Nr.	Fahrer Driver	Nation	Bewerber / Sponsor	Nation	Lizenz	Chassis / Motor / Reifen	Penalty	Points	Runden Laps	Gesamtzeit Differenz	Abstand Gap	beste Runde best Lap	in R. in L.	o Geschw. n Speed
1	195	STRENGE, Phil Colin	DEU	Jens Strenge ADAC Württemberg e.V.	DEU	25516 BEK1304209	LN / TM / VEGA		0	8	6:48,094		0:51,013	7	92,8 km/h 92,8 km/h
2	164	GERSTENKORN, Marc	CHE	TB Racing Team	DEU	375 12562	KR / IAME / VEGA		2	8	6:48,365 0:00,271	0:00,271	0:51,092	7	92,7 km/h 92,7 km/h
3	176	BAYYATI, Cemil	DEU	Lanari Racing Team	DEU	15366 17166	KR / IAME / VEGA		3	8	6:48,504 0:00,410	0:00,139	0:50,849	7	92,7 km/h 93,1 km/h
4	188	GORCICA, David	CZE	FORZA RACING z.s.	CZE	23AS0082 23AT00121	MS Kart / TM / VEGA		4	8	6:50,982 0:02,888	0:02,478	0:51,446	7	92,2 km/h 92 km/h
5	130	KORNDER, Luke	DEU	Kraft Motorsport	DEU	12977 21779	/ / VEGA		5	8	6:51,402 0:03,308	0:00,420	0:51,341	7	92,1 km/h 92,2 km/h
6	109	RUDZEVICIUS, Kajus	DEU	NSL Racing	LTU	2023-ITG/004 2023-KL/06	Gillard / TM / VEGA		6	8	6:55,325 0:07,231	0:03,923	0:51,524	7	91,2 km/h 91,9 km/h
7	111	SCHINDLER, Magnus	DEU	Lanari Racing Team	DEU	13573 17166	KR / IAME / VEGA	5 sec.	7	8	6:59,148 0:11,054	0:03,823	0:51,383	5	90,4 km/h 92,1 km/h
8	107	PAPENBURG, Tom	NLD	TB Racing Team	DEU	42649 12562	KR / IAME / VEGA		8	7	6:35,253 DNF	QualiP:7	0:52,055	1	83,8 km/h 90,9 km/h
9	127	BRUNNER GOSTNER, Alex	ITA	TB Racing Team	DEU	460701 12562	KR / IAME / VEGA		9	2	1:42,369 DNF	QualiP:4	0:51,957	1	92,5 km/h 91,1 km/h

StNr. 111 5 sec. penalty Frontfairing

Rennleitung: Camillo Rößiger Racedirektor: Horst Seidel  
Sportkommissare: Nikolas Spaderna / Ulrich Bell / Jörg Müller  
Techn. Kommissare: H.-J. Dangers / M. Grasshoff / M. Ambrosius / C. Schmidt / D. Pietzko  
Zeitnahme: KART-DATA timing service Franz Schieszler / Manuela Hintner

Zeitnahme / timekeeping  
control *Schieszler*  
Franz Schieszler

freigegeben: 17:25:49



### R 8 DJKM (OK-Junior) Heat 2

Fahrername Driver	Streng Phil Colin	Gerstenkorn Marc	Bayyati Gemil	Gorčica David	Kornder Luke	Rudzevičius Kajus	Schindler Magnus	Papenburg Tom	Gostner Alex
schnellste Runde in Runde	0:51,013 Rn. 7	0:51,092 Rn. 7	0:50,849 Rn. 7	0:51,446 Rn. 7	0:51,341 Rn. 7	0:51,524 Rn. 7	0:51,383 Rn. 5	0:52,055 Rn. 1	0:51,957 Rn. 1
Speed	92,8 km/h	92,7 km/h	93,1 km/h	92,0 km/h	92,2 km/h	91,9 km/h	92,1 km/h	90,9 km/h	91,1 km/h
Lap 1	0:51,456	0:51,832	0:51,494	0:52,379	0:51,649	0:51,981	0:51,881	0:52,055	0:51,957
Lap 2	0:51,550	0:51,682	0:51,995	0:51,992	0:51,659	0:53,334	0:53,212	0:57,542	
Lap 3	0:51,308	0:51,641	0:51,483	0:52,066	0:51,885	0:52,227	0:51,674	0:56,619	
Lap 4	0:51,564	0:52,010	0:51,205	0:51,801	0:51,481	0:51,987	0:51,486	0:59,041	
Lap 5	0:51,296	0:51,151	0:51,027	0:51,497	0:51,510	0:51,620	0:51,383	1:02,209	
Lap 6	0:51,153	0:51,133	0:51,222	0:51,514	0:51,757	0:51,625	0:51,450	0:57,600	
Lap 7	0:51,013	0:51,092	0:50,849	0:51,446	0:51,341	0:51,524	0:51,743		
Lap 8									

## R 8 DJKM (OK-Junior) Heat 2

Ziel		Sektion 1		Sektion 2		Sektion 3	
Fahrername	Zeit	Fahrername	Zeit	Fahrername	Zeit	Fahrername	Zeit
1 176 Bayyati,Cemil	0:50,849	164 Gerstenkorn,Marc	0:22,171	195 Sreng,Phil Colin	0:14,238	111 Schindler,Magnus	0:12,967
2 195 Sreng,Phil Colin	0:51,013	176 Bayyati,Cemil	0:22,186	164 Gerstenkorn,Marc	0:14,312	107 Papenburg, Tom	0:13,537
3 164 Gerstenkorn,Marc	0:51,092	195 Sreng,Phil Colin	0:22,239	176 Bayyati,Cemil	0:14,315	109 Rudzevicius,Kajus	0:13,642
4 130 Kornder,Luke	0:51,341	111 Schindler,Magnus	0:22,378	130 Kornder,Luke	0:14,338	164 Gerstenkorn,Marc	0:13,710
5 111 Schindler,Magnus	0:51,383	130 Kornder,Luke	0:22,391	109 Rudzevicius,Kajus	0:14,371	176 Bayyati,Cemil	0:14,092
6 188 Gorcica,David	0:51,446	188 Gorcica,David	0:22,409	111 Schindler,Magnus	0:14,407	188 Gorcica,David	0:14,290
7 109 Rudzevicius,Kajus	0:51,524	109 Rudzevicius,Kajus	0:22,469	188 Gorcica,David	0:14,422	195 Sreng,Phil Colin	0:14,379
8 127 Brunner Gostner,Alex	0:51,957	127 Brunner Gostner,Alex	0:22,575	107 Papenburg, Tom	0:14,659	130 Kornder, Luke	0:14,410
9 107 Papenburg, Tom	0:52,055	107 Papenburg, Tom	0:22,670	127 Brunner Gostner,Alex	0:14,678	127 Brunner Gostner,Alex	20:13,862

## R 8 DJKM (OK-Junior) Heat 2

### Die schnellsten Zeiten

Ort	Nr. Fahrername	Zeit	Streckenl.	Ø Speed
Ziel	176 Bayyati,Cemil	0:50,849	1315 m	93,1 km/h
Sektion 1	164 Gerstenkorn,Marc	0:22,171	587 m	95,3 km/h
Sektion 2	195 Srengre,Phil Colin	0:14,238	315 m	79,6 km/h
Sektion 3	111 Schindler,Magnus	0:12,967	413 m	114,7 km/h

best	Smr.195 Srengre,Phil Colin DEU Jens Srengre ADAC Württemberg e.V. theoretisch mögliche Bestzeit 0:50,856		Smr.164 Gerstenkorn,Marc CHE TB Racing Team		Smr.176 Bayyati,Cemil DEU Lanari Racing Team		Smr.188 Goráica,David CZE FORZA RACING z.s.		Smr.130 Kormder,Luke DEU Kraft Motorsport											
	Sektion 1	Sektion 2	Sektion 1	Sektion 2	Sektion 1	Sektion 2	Sektion 1	Sektion 2	Sektion 1	Sektion 2										
Runde 1	0:51,013	0:22,239	0:14,238	0:14,379	0:51,832	0:22,580	0:14,618	0:13,366	0:51,494	0:22,532	0:15,124	0:13,162	0:52,379	0:22,489	0:14,789	0:11,309	0:51,649	0:22,490	0:15,471	0:13,723
Runde 2	0:51,550	0:22,248	0:14,591	0:14,711	0:51,682	0:22,532	0:14,584	0:14,566	0:51,995	0:22,405	0:14,543	0:15,047	0:51,992	0:22,652	0:15,050	0:14,290	0:51,659	0:22,480	0:14,373	0:14,806
Runde 3	0:51,308	0:22,464	0:14,465	0:14,379	0:51,641	0:22,477	0:14,592	0:14,572	0:51,483	0:22,627	0:14,764	0:14,092	0:52,066	0:22,584	0:14,731	0:14,751	0:51,885	0:22,541	0:14,473	0:14,871
Runde 4	0:51,564	0:22,239	0:14,507	0:14,818	0:52,010	0:22,467	0:14,531	0:15,012	0:51,205	0:22,341	0:14,387	0:14,277	0:51,801	0:22,968	0:14,522	0:14,311	0:51,481	0:22,595	0:14,476	0:14,410
Runde 5	0:51,296	0:22,303	0:14,601	0:14,392	0:51,151	0:22,313	0:15,128	0:13,710	0:51,027	0:22,366	0:14,387	0:14,274	0:51,497	0:22,534	0:14,629	0:14,334	0:51,510	0:22,391	0:14,437	0:14,682
Runde 6	0:51,153	0:22,336	0:14,308	0:14,509	0:51,133	0:22,171	0:14,498	0:14,464	0:51,222	0:22,268	0:14,318	0:14,636	0:51,514	0:22,409	0:14,487	0:14,618	0:51,757	0:22,554	0:14,366	0:14,837
Runde 7	0:51,013	0:22,288	0:14,298	0:14,427	0:51,092	0:22,297	0:14,392	0:14,403	0:50,849	0:22,327	0:14,397	0:14,125	0:51,446	0:22,483	0:14,485	0:14,478	0:51,341	0:22,449	0:14,385	0:14,507
Runde 8	0:22,240	0:14,238			0:22,304	0:14,312			0:22,186	0:14,315			0:22,444	0:14,422			0:22,412	0:14,338		



## R 4 DJKM (OK-Junior) Heat 1

Strecke / track: 1315m

fastest Lap Phil Colin STRENGE at: 0:51,163

started: 9 classified: 9 not classified: 0

Pos	St. Nr.	Fahrer Driver	Nation	Bewerber / Sponsor	Nation	Lizenz R-Lizenz	Chassis / Motor / Reifen	Penalty	Points	Runden Laps	Gesamtzeit Differenz	Abstand Gap	beste Runde best Lap	in R. in L.	o Geschw. o Speed
1	176	BAYYATI, Cemil	DEU	Lanari Racing Team	DEU	15366 17166	KR / IAME / VEGA		0	8	6:56,669		0:51,534	7	90,9 km/h 91,9 km/h
2	164	GERSTENKORN, Marc	CHE	TB Racing Team	DEU	375 12562	KR / IAME / VEGA		2	8	7:00,486 0:03,817	0:03,817	0:51,359	8	90,1 km/h 92,2 km/h
3	195	STRENGE, Phil Colin	DEU	Jens Strenge ADAC Württemberg e.V.	DEU	25516 BEK1304209	LN / TM / VEGA		3	8	7:01,118 0:04,449	0:00,632	0:51,163	7	89,9 km/h 92,5 km/h
4	107	PAPENBURG, Tom	NLD	TB Racing Team	DEU	42649 12562	KR / IAME / VEGA		4	8	7:01,279 0:04,610	0:00,161	0:51,967	6	89,9 km/h 91,1 km/h
5	188	GORCICA, David	CZE	FORZA RACING z.s.	CZE	23450082 23AT00121	MS Kart / TM / VEGA		5	8	7:03,618 0:06,949	0:02,339	0:51,589	8	89,4 km/h 91,8 km/h
6	111	SCHINDLER, Magnus	DEU	Lanari Racing Team	DEU	13573 17166	KR / IAME / VEGA		6	8	7:05,861 0:09,192	0:02,243	0:52,019	8	88,9 km/h 91 km/h
7	109	RUDZEVICIUS, Kajus	DEU	NSL Racing	LTU	2023-11G/004 2023-KL/06	Gillard / TM / VEGA		7	8	7:06,997 0:10,328	0:01,136	0:51,581	8	88,7 km/h 91,8 km/h
8	127	BRUNNER GOSTNER, Alex	ITA	TB Racing Team	DEU	460701 12562	KR / IAME / VEGA	5 sec.	8	8	7:11,328 0:14,659	0:04,331	0:51,212	8	87,8 km/h 92,4 km/h
9	130	KORNDER, Luke	DEU	Kraft Motorsport	DEU	12977 21779	/ / VEGA		9	6	5:25,219 DNF	QualiP:9	0:52,364	4	87,3 km/h 90,4 km/h

StNr. 127 5 sec penalty causing a collision

Rennleitung: Camillo Rößiger Racedirektor: Horst Seidel  
Sportkommissare: Nikolas Spaderna / Ulrich Bell / Jörg Müller  
Techn. Kommissare: H.-J. Dangers / M. Grasshoff / M. Ambrosius / C.Schmidt / D.Pietzko  
Zeitnahme: KART-DATA timing service Franz Schieszler / Manuela Hintner

Zeitnahme / timekeeping  
control *Schieszler*  
Franz Schieszler

freigegeben: 15:37:15



## R 4 DJKM (OK-Junior) Heat 1

Fahrername Driver	Bayyati Cemil	Gerstenkorn Marc	Strengé Phil Colin	Papenburg Tom	Gorcica David	Schindler Magnus	Rudzevičius Kaijus	Gostner Alex	Kornder Luke
schnellste Runde in Runde	0:51,534 Rn. 7	0:51,359 Rn. 8	0:51,163 Rn. 7	0:51,967 Rn. 6	0:51,589 Rn. 8	0:52,019 Rn. 8	0:51,581 Rn. 8	0:51,212 Rn. 8	0:52,364 Rn. 4
Speed	91,9 km/h	92,2 km/h	92,5 km/h	91,1 km/h	91,8 km/h	91,0 km/h	91,8 km/h	92,4 km/h	90,4 km/h
Lap 1	<u>0:52,783</u>	0:53,310	0:55,218	0:53,254	0:53,112	0:58,040	0:58,793	0:57,170	0:53,567
Lap 2	0:52,276	0:53,683	<u>0:52,067</u>	0:53,558	0:53,620	0:52,492	0:53,128	0:52,099	0:53,505
Lap 3	0:51,987	0:53,110	0:52,256	0:52,284	0:52,418	0:52,287	0:52,162	0:51,512	0:52,987
Lap 4	0:51,946	0:52,429	0:52,768	0:52,613	0:53,259	0:52,593	0:51,964	0:51,705	0:52,364
Lap 5	0:51,785	0:52,177	0:52,958	0:51,977	0:54,380	0:52,167	0:51,792	0:52,478	0:54,108
Lap 6	0:51,625	0:51,441	0:51,913	<u>0:51,967</u>	0:52,132	0:52,566	0:52,400	0:51,321	0:57,239
Lap 7	<u>0:51,534</u>	0:51,795	<u>0:51,163</u>	0:52,226	0:51,852	0:52,149	0:53,512	0:57,379	
Lap 8	0:51,643	<u>0:51,359</u>	0:51,475	0:52,085	<u>0:51,589</u>	<u>0:52,019</u>	<u>0:51,581</u>	<u>0:51,212</u>	

## R 4 DJKM (OK-Junior) Heat 1

Ziel		Sektion 1		Sektion 2		Sektion 3	
Fahrername	Zeit	Fahrername	Zeit	Fahrername	Zeit	Fahrername	Zeit
1 195 Srengre,Phil Colin	0:51,163	195 Srengre,Phil Colin	0:22,170	127 Brunner Gostner,Alex	0:14,326	164 Gerstenkorn,Marc	0:14,533
2 127 Brunner Gostner,Alex	0:51,212	164 Gerstenkorn,Marc	0:22,306	195 Srengre,Phil Colin	0:14,345	195 Srengre,Phil Colin	0:14,548
3 164 Gerstenkorn,Marc	0:51,359	127 Brunner Gostner,Alex	0:22,325	107 Papenburg,Tom	0:14,444	107 Papenburg,Tom	0:14,555
4 176 Bayyati,Cemil	0:51,534	109 Rudzevicius,Kajus	0:22,371	176 Bayyati,Cemil	0:14,455	127 Brunner Gostner,Alex	0:14,561
5 109 Rudzevicius,Kajus	0:51,581	176 Bayyati,Cemil	0:22,388	188 Gorcica,David	0:14,468	188 Gorcica,David	0:14,583
6 188 Gorcica,David	0:51,589	188 Gorcica,David	0:22,465	164 Gerstenkorn,Marc	0:14,490	176 Bayyati,Cemil	0:14,615
7 107 Papenburg,Tom	0:51,967	107 Papenburg,Tom	0:22,482	109 Rudzevicius,Kajus	0:14,505	111 Schindler,Magnus	0:14,618
8 111 Schindler,Magnus	0:52,019	111 Schindler,Magnus	0:22,674	111 Schindler,Magnus	0:14,635	109 Rudzevicius,Kajus	0:14,654
9 130 Kornder,Luke	0:52,364	130 Kornder,Luke	0:22,728	130 Kornder,Luke	0:14,703	130 Kornder,Luke	0:14,779



## R 4 DJKM (OK-Junior) Heat 1

### Die schnellsten Zeiten

Ort	Nr. Fahrername	Zeit	Streckenl.	ø Speed
Ziel	195 Strengle,Phil Colin	0:51,163	1315 m	92,5 km/h
Sektion 1	195 Strengle,Phil Colin	0:22,170	587 m	95,3 km/h
Sektion 2	127 Brunner Gostner,Alex	0:14,326	315 m	79,2 km/h
Sektion 3	164 Gerstenkorn,Marc	0:14,533	413 m	102,3 km/h

	Smr.111 Schindler,Magnus DEU Lanari Racing Team			Smr.109 Rutzevicius,Kajus DEU NSL Racing			Smr.127 Brunner Gostner,Alex ITA TB Racing Team			Smr.130 Kornder,Luke DEU Kraft Motorsport						
	theoretisch mögliche Bestzeit	Sektion 1	Sektion 2	Sektion 3	theoretisch mögliche Bestzeit	Sektion 1	Sektion 2	Sektion 3	theoretisch mögliche Bestzeit	Sektion 1	Sektion 2	Sektion 3				
best	0:52,019	0:22,674	0:14,635	0:14,618	0:51,581	0:22,371	0:14,505	0:14,654	0:51,212	0:22,325	0:14,326	0:14,561	Ziel	Sektion 1	Sektion 2	Sektion 3
Runde 1	0:58,040	0:27,794	0:15,327	0:14,919	0:58,793	0:28,411	0:15,459	0:14,923	0:57,170	0:27,305	0:15,122	0:14,743	0:53,567	0:23,858	0:14,914	0:14,795
Runde 2	0:52,492	0:22,832	0:14,915	0:14,745	0:53,128	0:23,069	0:14,917	0:15,142	0:52,099	0:22,532	0:14,574	0:14,993	0:53,505	0:23,366	0:15,360	0:14,779
Runde 3	0:52,287	0:22,743	0:14,747	0:14,797	0:52,162	0:22,638	0:14,648	0:14,876	0:51,512	0:22,446	0:14,452	0:14,614	0:52,987	0:22,940	0:14,758	0:15,289
Runde 4	0:52,593	0:22,782	0:14,779	0:15,032	0:51,964	0:22,632	0:14,553	0:14,779	0:51,705	0:22,400	0:14,539	0:14,766	0:52,364	0:22,728	0:14,703	0:14,933
Runde 5	0:52,167	0:22,798	0:14,714	0:14,655	0:51,792	0:22,633	0:14,505	0:14,654	0:52,478	0:23,319	0:14,430	0:14,729	0:54,108	0:24,343	0:14,820	0:14,945
Runde 6	0:52,566	0:23,037	0:14,845	0:14,684	0:52,400	0:22,841	0:14,882	0:14,677	0:51,321	0:22,371	0:14,387	0:14,563	0:57,239	0:24,347	0:16,098	0:16,794
Runde 7	0:52,149	0:22,872	0:14,659	0:14,618	0:53,512	0:23,499	0:15,294	0:14,719	0:57,379	0:27,576	0:15,093	0:14,710				
Runde 8	0:52,019	0:22,674	0:14,635	0:14,710	0:51,581	0:22,371	0:14,514	0:14,696	0:51,212	0:22,325	0:14,326	0:14,561				

## Qualifying practice DJKM (OK-Junior)

Strecke / track: 1315m

started: 9 classified: 9 not classified: 0

Pos	Str. Nr.	Fahrer Driver	Nation	Bewerber / Sponsor	Nation	Lizenz B-Lizenz	Chassis / Motor / Reifen	Runden Laps	Differenz	Abstand Gap	beste Runde best Lap	In R. in L.	o Geschw. o Speed
1	176	BAYYATI, Cemil	DEU	Lanari Racing Team	DEU	15366 17166	KR / IAME / VEGA	7			0:50,580	5	93,6 km/h
2	195	STRENGE, Phil Colin	DEU	Jens Strenge ADAC Württemberg e.V.	DEU	25516 BEK1304209	LN / TM / VEGA	6	0:00,065	0:00,065	0:50,645	4	93,5 km/h
3	164	GERSTENKORN, Marc	CHE	TB Racing Team	DEU	375 12562	KR / IAME / VEGA	6	0:00,087	0:00,022	0:50,667	6	93,4 km/h
4	127	BRUNNER GOSTNER, Alex	ITA	TB Racing Team	DEU	460701 12562	KR / IAME / VEGA	5	0:00,342	0:00,255	0:50,922	5	93,0 km/h
5	188	GORCICA, David	CZE	FORZA RACING z.s.	CZE	23AS0082 23AT00121	MS Kart / TM / VEGA	6	0:00,357	0:00,015	0:50,937	5	92,9 km/h
6	111	SCHINDLER, Magnus	DEU	Lanari Racing Team	DEU	13573 17166	KR / IAME / VEGA	7	0:00,428	0:00,071	0:51,008	3	92,8 km/h
7	107	PAPENBURG, Tom	IND	TB Racing Team	DEU	42649 12562	KR / IAME / VEGA	6	0:00,531	0:00,103	0:51,111	2	92,6 km/h
8	109	RUDZEVICIUS, Kajus	DEU	NSL Racing	LITU	2023-ITG/004 2023-KL/06	Gillard / TM / VEGA	8	0:00,534	0:00,003	0:51,114	6	92,6 km/h
9	130	KORNDER, Luke	DEU	Kraft Motorsport	DEU	12977 21779	/ / VEGA	2	0:01,815	0:01,281	0:52,395	1	90,4 km/h

Rennleitung: Camillo Rößiger Racedirektor: Horst Seidel

Sportkommissare: Nikolas Spaderna / Ulrich Bell / Jörg Müller

Techn. Kommissare: H.-J. Dangers / M. Grasshoff / M. Ambrosius / C.Schmidt / D.Pietzko

Zeitnahme: KART-DATA timing service Franz Schieszler / Manuela Hintner

Zeitnahme / timekeeping

Control  
*Schieszler*  
Franz Schieszler

freigegeben: 12:51:06

Kraft Motorsport  
**5** 130 **KORNDER Luke**  
Startposition 9

TB Racing Team  
**4** 107 **PAPENBURG Tom**  
Startposition 7

FORZA RACING z.s.  
**3** 188 **GORCICA David**  
Startposition 5

TB Racing Team  
**2** 164 **GERSTENKORN Marc**  
Startposition 3

Lanari Racing Team  
**1** 176 **BAYYATI Cemil**  
Startposition 1

NSL Racing  
**4** 109 **RUDZEVICIUS Kajus**  
Startposition 8

Lanari Racing Team  
**3** 111 **SCHINDLER Magnus**  
Startposition 6

TB Racing Team  
**2** 127 **BRUNNER GOSTNER Alex**  
Startposition 4

Jens Strenge@ADAC Württemberg e.V.  
**1** 195 **STRENGE Phil Colin**  
Startposition 2



**Starting Grid DJKM**

**Rennen 4 und 8**





## Qualifying practice DJKM (OK-Junior)

Fahrername Driver	Bayyati Cemil	Strengé Phil Colin	Gerstenkorn Marc	Gostner Alex	Gorcica David	Schindler Magnus	Papenburg Tom	Rudzevicius Kajus	Kornder Luke
schnellste Runde in Runde	0:50,580 Rn. 5	0:50,645 Rn. 4	0:50,667 Rn. 6	0:50,922 Rn. 5	0:50,937 Rn. 5	0:51,008 Rn. 3	0:51,111 Rn. 2	0:51,114 Rn. 6	0:52,395 Rn. 1
Speed	93,6 km/h	93,5 km/h	93,4 km/h	93,0 km/h	92,9 km/h	92,8 km/h	92,6 km/h	92,6 km/h	90,4 km/h
Lap 1	0:51,116	0:51,274	0:51,973	0:52,015	0:51,637	0:51,494	0:52,016	0:52,770	0:52,395
Lap 2	0:50,973	0:50,726	0:51,012	0:51,631	0:51,091	0:51,236	0:51,111	0:51,619	0:53,166
Lap 3	0:50,727	0:51,223	0:50,724	0:51,052	0:51,214	0:51,008	0:52,420	0:51,847	
Lap 4	0:50,823	0:50,645	0:50,740	0:50,970	0:51,167	0:51,366	0:51,116	0:51,293	
Lap 5	0:50,580	0:50,695	0:50,822	0:50,922	0:50,937	0:51,364	0:51,447	0:51,279	
Lap 6	0:50,781	0:50,846	0:50,667		0:50,987	0:51,222	0:51,530	0:51,114	
Lap 7	0:50,995					0:51,325		0:51,271	
Lap 8								0:51,241	

## Qualifying practice DJKM (OK-Junior)

Ziel		Sektion 1		Sektion 2		Sektion 3	
Fahrername	Zeit	Fahrername	Zeit	Fahrername	Zeit	Fahrername	Zeit
1 176 Bayyati,Cemil	0:50,580	195 Streng,Phil Colin	0:21,947	164 Gerstenkorn,Marc	0:14,126	176 Bayyati,Cemil	0:14,424
2 195 Streng,Phil Colin	0:50,645	176 Bayyati,Cemil	0:22,020	195 Streng,Phil Colin	0:14,131	107 Papenburg, Tom	0:14,434
3 164 Gerstenkorn,Marc	0:50,667	164 Gerstenkorn,Marc	0:22,091	176 Bayyati,Cemil	0:14,136	164 Gerstenkorn,Marc	0:14,445
4 127 Brunner Gostner,Alex	0:50,922	127 Brunner Gostner,Alex	0:22,107	188 Gorcica,David	0:14,234	111 Schindler,Magnus	0:14,463
5 188 Gorcica,David	0:50,937	188 Gorcica,David	0:22,181	127 Brunner Gostner,Alex	0:14,244	127 Brunner Gostner,Alex	0:14,465
6 111 Schindler,Magnus	0:51,008	111 Schindler,Magnus	0:22,235	109 Rudzevicius,Kajus	0:14,287	195 Streng,Phil Colin	0:14,494
7 107 Papenburg, Tom	0:51,111	107 Papenburg, Tom	0:22,240	107 Papenburg, Tom	0:14,295	188 Gorcica,David	0:14,494
8 109 Rudzevicius,Kajus	0:51,114	109 Rudzevicius,Kajus	0:22,276	111 Schindler,Magnus	0:14,310	109 Rudzevicius,Kajus	0:14,543
9 130 Kornder,Luke	0:52,395	130 Kornder,Luke	0:22,542	130 Kornder,Luke	0:14,913	130 Kornder,Luke	0:14,894

## Qualifying practice DKJM (OK-Junior)

Die schnellsten Zeiten			
Ort	Nr. Fahrername	Zeit	Streckenl. ø Speed
Ziel	176 Bayyati,Cemil	0:50,580	1315 m 93,6 km/h
Sektion 1	195 Struege,Phil Colin	0:21,947	587 m 96,3 km/h
Sektion 2	164 Gerstenkorn,Marc	0:14,126	315 m 80,3 km/h
Sektion 3	176 Bayyati,Cemil	0:14,424	413 m 103,1 km/h

Snr.176 Bayyati,Cemil DEU Lanari Racing Team		Snr.195 Struege,Phil Colin DEU Jens Struege ADAC Württemberg e.V.		Snr.164 Gerstenkorn,Marc CHE TB Racing Team		Snr.127 Brunner Gostner,Alex ITA TB Racing Team		Snr.188 Gortica,David CZE FORZA RACING z.s.												
theoretisch mögliche Bestzeit 0:50,580		theoretisch mögliche Bestzeit 0:50,572		theoretisch mögliche Bestzeit 0:50,662		theoretisch mögliche Bestzeit 0:50,816		theoretisch mögliche Bestzeit 0:50,909												
Ziel	Sektion 1	Sektion 2	Sektion 3	Ziel	Sektion 1	Sektion 2	Sektion 3	Ziel	Sektion 1	Sektion 2	Sektion 3									
best	0:50,580	0:22,020	0:14,136	0:14,424	0:50,645	0:21,947	0:14,131	0:14,494	0:50,667	0:22,091	0:14,126	0:14,445	0:50,922	0:22,107	0:14,244	0:14,465	0:50,937	0:22,181	0:14,234	0:14,494
Runde 1	0:51,116	0:22,327	0:14,307	0:14,482	0:51,274	0:22,452	0:14,279	0:14,543	0:51,973	0:22,917	0:14,456	0:14,600	0:52,015	0:22,924	0:14,478	0:14,613	0:51,637	0:22,625	0:14,441	0:14,571
Runde 2	0:50,973	0:22,213	0:14,335	0:14,425	0:50,726	0:22,073	0:14,133	0:14,520	0:51,012	0:22,319	0:14,201	0:14,492	0:51,631	0:22,539	0:14,428	0:14,664	0:51,091	0:22,295	0:14,282	0:14,514
Runde 3	0:50,727	0:22,109	0:14,179	0:14,439	0:51,223	0:22,462	0:14,131	0:14,630	0:50,774	0:22,129	0:14,139	0:14,456	0:51,052	0:22,204	0:14,383	0:14,465	0:51,214	0:22,304	0:14,395	0:14,515
Runde 4	0:50,823	0:22,137	0:14,231	0:14,455	0:50,645	0:21,947	0:14,204	0:14,494	0:50,740	0:22,091	0:14,170	0:14,479	0:50,970	0:22,107	0:14,370	0:14,493	0:51,167	0:22,328	0:14,345	0:14,494
Runde 5	0:50,580	0:22,020	0:14,136	0:14,424	0:50,695	0:22,036	0:14,137	0:14,522	0:50,822	0:22,224	0:14,153	0:14,445	0:50,922	0:22,164	0:14,244	0:14,514	0:50,937	0:22,196	0:14,234	0:14,507
Runde 6	0:50,781	0:22,066	0:14,216	0:14,499	0:50,846	0:22,002	0:14,330	0:14,514	0:50,667	0:22,093	0:14,126	0:14,448					0:50,987	0:22,181	0:14,264	0:14,542
Runde 7	0:50,995	0:22,154	0:14,366	0:14,475									0:26,062	0:16,020						
Runde 8																				

## Qualifying practice DKM (OK-Junior)

### Die schnellsten Zeiten

Ort	Nr. Fahrername	Zeit	Streckenl.	Ø Speed
Ziel	176 Bayyati,Cemil	0:50,580	1315 m	93,6 km/h
Sektion 1	195 Streang,Phil Colin	0:21,947	587 m	96,3 km/h
Sektion 2	164 Gersienkorn,Marc	0:14,126	315 m	80,3 km/h
Sektion 3	176 Bayyati,Cemil	0:14,424	413 m	103,1 km/h

	Smr.111 Schindler,Magnus DEU Lanari Racing Team			Smr.107 Papenburg,Tom NLD TB Racing Team			Smr.109 Rudzевичus,Kajus DEU NSL Racing			Smr.130 Kornder,Luke DEU Kraft Motorsport						
	theoretisch mögliche Bestzeit	Ziel	Bestzeit	theoretisch mögliche Bestzeit	Ziel	Bestzeit	theoretisch mögliche Bestzeit	Ziel	Bestzeit	theoretisch mögliche Bestzeit	Ziel	Bestzeit				
best	0:51,008	0:22,235	0:14,310	0:14,463	0:51,111	0:22,240	0:14,295	0:14,434	0:51,114	0:22,276	0:14,287	0:14,543	0:52,395	0:22,542	0:14,913	0:14,894
Runde 1	0:51,494	0:22,408	0:14,524	0:14,562	0:52,016	0:22,905	0:14,561	0:14,550	0:52,770	0:23,214	0:14,640	0:14,916	0:52,395	0:22,542	0:14,959	0:14,894
Runde 2	0:51,236	0:22,307	0:14,441	0:14,488	0:51,111	0:22,355	0:14,322	0:14,434	0:51,619	0:22,502	0:14,462	0:14,655	0:53,166	0:22,623	0:14,913	0:15,630
Runde 3	0:51,008	0:22,235	0:14,310	0:14,463	0:52,420	0:22,240	0:15,558	0:14,622	0:51,847	0:22,813	0:14,416	0:14,618	0:53,166	0:22,617	0:15,888	
Runde 4	0:51,366	0:22,251	0:14,520	0:14,595	0:51,116	0:22,291	0:14,295	0:14,530	0:51,293	0:22,381	0:14,363	0:14,549				
Runde 5	0:51,364	0:22,512	0:14,314	0:14,538	0:51,447	0:22,590	0:14,371	0:14,486	0:51,279	0:22,343	0:14,314	0:14,622				
Runde 6	0:51,222	0:22,338	0:14,327	0:14,557	0:51,530	0:22,591	0:14,335	0:14,604	0:51,114	0:22,284	0:14,287	0:14,543				
Runde 7	0:51,325	0:22,363	0:14,348	0:14,614	0:51,271	0:22,276	0:14,311	0:14,684	0:51,241	0:22,292	0:14,312	0:14,637				
Runde 8																

## Qualifying practice DJKM (OK-Junior)

Ziel		Sektion 1		Sektion 2		Sektion 3	
Fahrername	Zeit	Fahrername	Zeit	Fahrername	Zeit	Fahrername	Zeit
1 176 Bayyati,Cemil	0:50,580	195 Streng,Phil Colin	0:21,947	164 Gerstenkorn,Marc	0:14,126	176 Bayyati,Cemil	0:14,424
2 195 Streng,Phil Colin	0:50,645	176 Bayyati,Cemil	0:22,020	195 Streng,Phil Colin	0:14,131	107 Papenburg, Tom	0:14,434
3 164 Gerstenkorn,Marc	0:50,667	164 Gerstenkorn,Marc	0:22,091	176 Bayyati,Cemil	0:14,136	164 Gerstenkorn,Marc	0:14,445
4 127 Brunner Gostner,Alex	0:50,922	127 Brunner Gostner,Alex	0:22,107	188 Gorcica,David	0:14,234	111 Schindler,Magnus	0:14,463
5 188 Gorcica,David	0:50,937	188 Gorcica,David	0:22,181	127 Brunner Gostner,Alex	0:14,244	127 Brunner Gostner,Alex	0:14,465
6 111 Schindler,Magnus	0:51,008	111 Schindler,Magnus	0:22,235	109 Rudzevicius,Kajus	0:14,287	195 Streng,Phil Colin	0:14,494
7 107 Papenburg, Tom	0:51,111	107 Papenburg, Tom	0:22,240	107 Papenburg, Tom	0:14,295	188 Gorcica,David	0:14,494
8 109 Rudzevicius,Kajus	0:51,114	109 Rudzevicius,Kajus	0:22,276	111 Schindler,Magnus	0:14,310	109 Rudzevicius,Kajus	0:14,543
9 130 Kornder,Luke	0:52,395	130 Kornder,Luke	0:22,542	130 Kornder,Luke	0:14,913	130 Kornder,Luke	0:14,894

## Qualifying practice DUKM (OK-Junior)

Die schnellsten Zeiten			
Ort	Nr. Fahrername	Zeit	Streckenl. ø Speed
Ziel	176 Bayyati,Cemil	0:50,580	1315 m 93,6 km/h
Sektion 1	195 Struege,Phil Colin	0:21,947	587 m 96,3 km/h
Sektion 2	164 Gerstenkorn,Marc	0:14,126	315 m 80,3 km/h
Sektion 3	176 Bayyati,Cemil	0:14,424	413 m 103,1 km/h

Smr.176 Bayyati,Cemil DEU Lanari Racing Team		Smr.195 Struege,Phil Colin DEU Jens Struege ADAC Württemberg e.V.		Smr.164 Gerstenkorn,Marc CHE TB Racing Team		Smr.127 Brunner Gostner,Alex ITA TB Racing Team		Smr.188 Gortica,David CZE FORZA RACING z.s.												
theoretisch mögliche Bestzeit 0:50,580		theoretisch mögliche Bestzeit 0:50,572		theoretisch mögliche Bestzeit 0:50,662		theoretisch mögliche Bestzeit 0:50,816		theoretisch mögliche Bestzeit 0:50,909												
Ziel	Sektion 1	Sektion 2	Sektion 3	Ziel	Sektion 1	Sektion 2	Sektion 3	Ziel	Sektion 1	Sektion 2	Sektion 3									
best	0:50,580	0:22,020	0:14,136	0:14,424	0:50,645	0:21,947	0:14,131	0:14,494	0:50,667	0:22,091	0:14,126	0:14,445	0:50,922	0:22,107	0:14,244	0:14,465	0:50,937	0:22,181	0:14,234	0:14,494
Runde 1	0:51,116	0:22,327	0:14,307	0:14,482	0:51,274	0:22,452	0:14,279	0:14,543	0:51,973	0:22,917	0:14,456	0:14,600	0:52,015	0:22,924	0:14,478	0:14,613	0:51,637	0:22,625	0:14,441	0:14,571
Runde 2	0:50,973	0:22,213	0:14,335	0:14,425	0:50,726	0:22,073	0:14,133	0:14,520	0:51,012	0:22,319	0:14,201	0:14,492	0:51,631	0:22,539	0:14,428	0:14,664	0:51,091	0:22,295	0:14,282	0:14,514
Runde 3	0:50,727	0:22,109	0:14,179	0:14,439	0:51,223	0:22,462	0:14,131	0:14,630	0:50,724	0:22,129	0:14,139	0:14,456	0:51,052	0:22,204	0:14,383	0:14,465	0:51,214	0:22,304	0:14,395	0:14,515
Runde 4	0:50,823	0:22,137	0:14,231	0:14,455	0:50,645	0:21,947	0:14,204	0:14,494	0:50,740	0:22,091	0:14,170	0:14,479	0:50,970	0:22,107	0:14,370	0:14,493	0:51,167	0:22,328	0:14,345	0:14,494
Runde 5	0:50,580	0:22,020	0:14,136	0:14,424	0:50,695	0:22,036	0:14,137	0:14,522	0:50,822	0:22,224	0:14,153	0:14,445	0:50,922	0:22,164	0:14,244	0:14,514	0:50,937	0:22,196	0:14,234	0:14,507
Runde 6	0:50,781	0:22,066	0:14,216	0:14,499	0:50,846	0:22,002	0:14,330	0:14,514	0:50,667	0:22,093	0:14,126	0:14,448					0:50,987	0:22,181	0:14,264	0:14,542
Runde 7	0:50,995	0:22,154	0:14,366	0:14,475									0:26,062	0:16,020						
Runde 8																				

## Qualifying practice DKM (OK-Junior)

### Die schnellsten Zeiten

Ort	Nr. Fahrername	Zeit	Streckenl.	Ø Speed
Ziel	176 Bayyati,Cemil	0:50,580	1315 m	93,6 km/h
Sektion 1	195 Streang,Phil Colin	0:21,947	587 m	96,3 km/h
Sektion 2	164 Gersienkorn,Marc	0:14,126	315 m	80,3 km/h
Sektion 3	176 Bayyati,Cemil	0:14,424	413 m	103,1 km/h

	Smr.111 Schindler,Magnus DEU Lanari Racing Team		Smr.107 Papenburg,Tom NLD TB Racing Team		Smr.109 Rudzевичus,Kajus DEU NSL Racing		Smr.130 Kornder,Luke DEU Kraft Motorsport									
	theoretisch mögliche Bestzeit	Ziel	theoretisch mögliche Bestzeit	Ziel	theoretisch mögliche Bestzeit	Ziel	theoretisch mögliche Bestzeit	Ziel								
best	0:51,008	0:22,235	0:14,310	0:14,463	0:51,111	0:22,240	0:14,295	0:14,434	0:51,114	0:22,276	0:14,287	0:14,543	0:52,395	0:22,542	0:14,913	0:14,894
Runde 1	0:51,494	0:22,408	0:14,524	0:14,562	0:52,016	0:22,905	0:14,561	0:14,550	0:52,770	0:23,214	0:14,640	0:14,916	0:52,395	0:22,542	0:14,959	0:14,894
Runde 2	0:51,236	0:22,307	0:14,441	0:14,488	0:51,111	0:22,355	0:14,322	0:14,434	0:51,619	0:22,502	0:14,462	0:14,655	0:53,166	0:22,623	0:14,913	0:15,630
Runde 3	0:51,008	0:22,235	0:14,310	0:14,463	0:52,420	0:22,240	0:15,558	0:14,622	0:51,847	0:22,813	0:14,416	0:14,618	0:25,617	0:25,617	0:15,888	
Runde 4	0:51,366	0:22,251	0:14,520	0:14,595	0:51,116	0:22,291	0:14,295	0:14,530	0:51,293	0:22,381	0:14,363	0:14,549				
Runde 5	0:51,364	0:22,512	0:14,314	0:14,538	0:51,447	0:22,590	0:14,371	0:14,486	0:51,279	0:22,343	0:14,314	0:14,622				
Runde 6	0:51,222	0:22,338	0:14,327	0:14,557	0:51,530	0:22,591	0:14,335	0:14,604	0:51,114	0:22,284	0:14,287	0:14,543				
Runde 7	0:51,325	0:22,363	0:14,348	0:14,614	0:51,271	0:22,276	0:14,311	0:14,684	0:51,241	0:22,292	0:14,312	0:14,637				
Runde 8																

## free practice DJKM (OK-Junior)

Strecke / track: 1315m

started: 9 classified: 9 not classified: 0

Pos	Str. Nr.	Fahrer Driver	Nation	Bewerber / Sponsor	Nation	Lizenz B-Lizenz	Chassis / Motor / Reifen	Runden Laps	Differenz	Abstand Gap	beste Runde best Lap	In R. in L.	o Geschw. o Speed
1	164	GERSTENKORN, Marc	CHE	TB Racing Team	DEU	375 12562	KR / IAME / VEGA	8			0:50,652	8	93,5 km/h
2	176	BAYATI, Cemil	DEU	Lanari Racing Team	DEU	15366 17166	KR / IAME / VEGA	7	0:00,307	0:00,307	0:50,959	6	92,9 km/h
3	188	GORCICA, David	CZE	FORZA RACING z.s.	CZE	23AS0082 23AT00121	MS Kart / TM / VEGA	10	0:00,364	0:00,057	0:51,016	10	92,8 km/h
4	107	PAPENBURG, Tom	IND	TB Racing Team	DEU	42649 25516	KR / IAME / VEGA	8	0:00,378	0:00,014	0:51,030	8	92,8 km/h
5	195	STRENGE, Phil Colin	DEU	Jens Strenge ADAC Württemberg e.V.	DEU	BEK1304209	LN / TM / VEGA	6	0:00,396	0:00,018	0:51,048	3	92,7 km/h
6	127	BRUNNER GOSTNER, Alex	ITA	TB Racing Team	DEU	460701 12562	KR / IAME / VEGA	8	0:00,543	0:00,147	0:51,195	6	92,5 km/h
7	130	KORNDER, Luke	DEU	Kraft Motorsport	DEU	12977 21779	/ / VEGA	6	0:00,624	0:00,081	0:51,276	2	92,3 km/h
8	111	SCHINDLER, Magnus	DEU	Lanari Racing Team	DEU	13573 17166	KR / IAME / VEGA	7	0:00,641	0:00,017	0:51,293	4	92,3 km/h
9	109	RUDZEVICIUS, Kajus	DEU	NSL Racing	LTU	2023-ITG/004 2023-KL/06	Gillard / TM / VEGA	11	0:00,689	0:00,048	0:51,341	10	92,2 km/h

Rennleitung: Camillo Rößiger Racedirektor: Horst Seidel

Sportkommissare: Nikolas Spaderna / Ulrich Bell / Jörg Müller

Techn. Kommissare: H.-J. Dangers / M. Grasshoff / M. Ambrosius / C. Schmidt / D. Pietzko

Zeitnahme: KART-DATA timing service Franz Schieszler / Manuela Hintner



### free practice DJKM (OK-Junior)

Fahrername Driver	Gerstenkorn Marc	Bayyati Cemil	Gorcica David	Papenburg Tom	Strengé Phil Colin	Gostner Alex	Korndler Luke	Schindler Magnus	Rudzevičius Kajus
schnellste Runde in Runde	0:50,652 Rn. 8	0:50,959 Rn. 6	0:51,016 Rn. 10	0:51,030 Rn. 8	0:51,048 Rn. 3	0:51,195 Rn. 6	0:51,276 Rn. 2	0:51,293 Rn. 4	0:51,341 Rn. 10
Speed	93,5 km/h	92,9 km/h	92,8 km/h	92,8 km/h	92,7 km/h	92,5 km/h	92,3 km/h	92,3 km/h	92,2 km/h
Lap 1	0:53,588	0:52,084	0:54,156	0:51,872	0:52,170	0:52,256	0:52,187	0:52,088	0:52,923
Lap 2	0:52,208	0:51,438	0:51,510	3:18,601	0:51,118	3:18,601	0:51,276	0:51,600	0:51,826
Lap 3	2:43,250	0:51,067	0:51,308	0:51,330	0:51,048	0:51,923	0:52,779	0:51,429	0:51,799
Lap 4	0:51,563	0:51,097	0:51,316	0:51,300	0:52,853	0:51,336	0:55,430	0:51,293	0:51,598
Lap 5	0:50,833	0:51,121	0:51,892	0:51,178	0:53,942	0:51,854	0:51,743	0:51,632	0:51,674
Lap 6	0:53,256	0:50,959	0:51,579	0:51,526	0:51,124	0:51,195	0:51,436	0:51,382	0:51,485
Lap 7	0:50,937	0:51,251	0:51,383	0:51,113		0:52,373		0:52,500	0:51,491
Lap 8	0:50,652		0:51,017	0:51,030		0:51,287			0:51,702
Lap 9			0:51,066						0:51,482
Lap 10			0:51,016						0:51,341
Lap 11									0:51,921

## free practice DJKM (OK-Junior)

Ziel		Sektion 1		Sektion 2		Sektion 3	
Fahrername	Zeit	Fahrername	Zeit	Fahrername	Zeit	Fahrername	Zeit
1 164 Gerstenkorn,Marc	0:50,652	195 Sreng,Phil Colin	0:22,030	195 Sreng,Phil Colin	0:14,091	164 Gerstenkorn,Marc	0:14,354
2 176 Bayyati,Cemil	0:50,959	164 Gerstenkorn,Marc	0:22,035	176 Bayyati,Cemil	0:14,114	195 Sreng,Phil Colin	0:14,453
3 188 Gorcica,David	0:51,016	188 Gorcica,David	0:22,201	164 Gerstenkorn,Marc	0:14,164	127 Brunner Gostner,Alex	0:14,471
4 107 Papenburg, Tom	0:51,030	107 Papenburg, Tom	0:22,236	188 Gorcica,David	0:14,198	188 Gorcica,David	0:14,481
5 195 Sreng,Phil Colin	0:51,048	127 Brunner Gostner,Alex	0:22,266	130 Kornder,Luke	0:14,217	176 Bayyati,Cemil	0:14,490
6 127 Brunner Gostner,Alex	0:51,195	176 Bayyati,Cemil	0:22,330	109 Rudzevicius,Kajus	0:14,249	107 Papenburg, Tom	0:14,497
7 130 Kornder,Luke	0:51,276	109 Rudzevicius,Kajus	0:22,372	107 Papenburg, Tom	0:14,265	111 Schindler,Magnus	0:14,549
8 111 Schindler,Magnus	0:51,293	130 Kornder,Luke	0:22,406	111 Schindler,Magnus	0:14,332	109 Rudzevicius,Kajus	0:14,582
9 109 Rudzevicius,Kajus	0:51,341	111 Schindler,Magnus	0:22,412	127 Brunner Gostner,Alex	0:14,396	130 Kornder,Luke	0:14,616

## free practice DJKM (OK-Junior)

### Die schnellsten Zeiten

Ort	Nr. Fahrername	Zeit	Streckenl.	ø Speed
Ziel	164 Gerstenkorn, Marc	0:50,652	1315 m	93,5 km/h
Sektion 1	195 Strenge, Phil Colin	0:22,030	587 m	95,9 km/h
Sektion 2	195 Strenge, Phil Colin	0:14,091	315 m	80,5 km/h
Sektion 3	164 Gerstenkorn, Marc	0:14,354	413 m	103,6 km/h

	Smr.164 Gerstenkorn, Marc CHE TB Racing Team	Smr.176 Bayyati, Cemil DEU Lanari Racing Team	Smr.188 Gorcica, David CZE FORZA RACING z.s.	Smr.107 Papenburg, Tom NLD TB Racing Team	Smr.195 Strenge, Phil Colin DEU Jens Strenge ADAC Württemberg e.V.
	theoretisch mögliche Bestzeit 0:50,553	theoretisch mögliche Bestzeit 0:50,934	theoretisch mögliche Bestzeit 0:50,880	theoretisch mögliche Bestzeit 0:50,998	theoretisch mögliche Bestzeit 0:50,574
best	Ziel Sektion 1 0:14,164 Sektion 2 0:22,035 Sektion 3 0:14,354	Ziel Sektion 1 0:14,114 Sektion 2 0:22,330 Sektion 3 0:14,490	Ziel Sektion 1 0:14,198 Sektion 2 0:14,198 Sektion 3 0:14,481	Ziel Sektion 1 0:14,265 Sektion 2 0:22,236 Sektion 3 0:14,497	Ziel Sektion 1 0:14,091 Sektion 2 0:22,030 Sektion 3 0:14,453
Runde 1	0:53,588 0:23,633 0:14,863 0:15,092	0:52,084 0:22,910 0:14,451 0:14,723	0:54,156 0:23,646 0:15,172 0:15,338	0:51,872 0:22,669 0:14,521 0:14,682	0:52,170 0:22,807 0:14,616 0:14,747
Runde 2	0:52,208 0:22,775 0:14,619 0:14,814	0:51,438 0:22,444 0:14,358 0:14,636	0:51,510 0:22,366 0:14,428 0:14,716	3:18,601 2:48,368 0:15,090 0:15,143	0:51,118 0:22,308 0:14,288 0:14,522
Runde 3	2:43,250 2:13,473 0:14,778 0:14,999	0:51,067 0:22,337 0:14,207 0:14,523	0:51,308 0:22,256 0:14,426 0:14,626	0:51,330 0:22,422 0:14,385 0:14,523	0:51,048 0:22,086 0:14,182 0:14,780
Runde 4	0:51,563 0:22,619 0:14,393 0:14,551	0:51,097 0:22,371 0:14,163 0:14,563	0:51,316 0:22,409 0:14,353 0:14,554	0:51,300 0:22,427 0:14,314 0:14,559	0:52,853 0:23,411 0:14,920 0:14,522
Runde 5	0:50,833 0:22,269 0:14,164 0:14,400	0:51,121 0:22,360 0:14,271 0:14,490	0:51,892 0:22,451 0:14,734 0:14,707	0:51,178 0:22,309 0:14,294 0:14,575	0:53,942 0:22,030 0:14,091 0:17,821
Runde 6	0:53,256 0:24,343 0:14,390 0:14,523	0:50,959 0:22,330 0:14,114 0:14,515	0:51,579 0:22,201 0:14,251 0:15,127	0:51,526 0:22,610 0:14,342 0:14,574	0:51,124 0:22,528 0:14,143 0:14,453
Runde 7	0:50,937 0:22,306 0:14,215 0:14,416	0:51,251 0:22,419 0:14,308 0:14,524	0:51,383 0:22,249 0:14,280 0:14,854	0:51,113 0:22,316 0:14,265 0:14,532	
Runde 8	0:50,652 0:22,035 0:14,263 0:14,354		0:51,017 0:22,254 0:14,215 0:14,548	0:51,030 0:22,236 0:14,297 0:14,497	
Runde 9			0:51,066 0:22,356 0:14,198 0:14,512		
Runde 10			0:51,016 0:22,214 0:14,321 0:14,481		
Runde 11					

## free practice DJKM (OK-Junior)

### Die schnellsten Zeiten

Ort	Nr. Fahrername	Zeit	Streckenl.	ø Speed
Ziel	164 Gerstenkorn, Marc	0:50,652	1315 m	93,5 km/h
Sektion 1	195 Strengel, Phil Colin	0:22,080	587 m	95,9 km/h
Sektion 2	195 Strengel, Phil Colin	0:14,091	315 m	80,5 km/h
Sektion 3	164 Gerstenkorn, Marc	0:14,354	413 m	103,6 km/h

	Smr.127 Brunner Gostner, Alex ITA TB Racing Team	Smr.130 Korndler, Luke DEU Kraft Motorsport	Smr.111 Schindler, Magnus DEU Lanari Racing Team	Smr.109 Rutzevicius, Kijus DEU NSL Racing	Ziel
	theoretisch mögliche Bestzeit 0:51,133	theoretisch mögliche Bestzeit 0:51,239	theoretisch mögliche Bestzeit 0:51,293	theoretisch mögliche Bestzeit 0:51,203	Sektion 1 Sektion 2 Sektion 3
best	Ziel Sektion 1 Sektion 2 Sektion 3	Ziel Sektion 1 Sektion 2 Sektion 3	Ziel Sektion 1 Sektion 2 Sektion 3	Ziel Sektion 1 Sektion 2 Sektion 3	Sektion 1 Sektion 2 Sektion 3
Runde 1	0:51,195 0:22,266 0:14,396 0:14,471	0:51,276 0:22,406 0:14,217 0:14,616	0:51,293 0:22,412 0:14,332 0:14,549	0:51,341 0:22,372 0:14,249 0:14,582	
Runde 2	0:52,256 0:22,781 0:14,687 0:14,788	0:52,187 0:22,810 0:14,440 0:14,937	0:52,088 0:22,748 0:14,721 0:14,619	0:52,923 0:23,331 0:14,794 0:14,798	
Runde 3	3:18,601 2:48,524 0:15,111 0:14,966	0:51,276 0:22,406 0:14,226 0:14,644	0:51,600 0:22,526 0:14,464 0:14,610	0:51,826 0:22,642 0:14,528 0:14,656	
Runde 4	0:51,923 0:22,647 0:14,418 0:14,858	0:52,779 0:22,426 0:14,687 0:15,666	0:51,429 0:22,469 0:14,393 0:14,567	0:51,799 0:22,400 0:14,618 0:14,781	
Runde 5	0:51,336 0:22,282 0:14,415 0:14,639	0:55,430 0:25,914 0:14,772 0:14,744	0:51,293 0:22,412 0:14,332 0:14,549	0:51,598 0:22,564 0:14,407 0:14,627	
Runde 6	0:51,854 0:22,880 0:14,417 0:14,557	0:51,743 0:22,798 0:14,241 0:14,704	0:51,632 0:22,482 0:14,542 0:14,608	0:51,674 0:22,555 0:14,366 0:14,753	
Runde 7	0:51,195 0:22,328 0:14,396 0:14,471	0:51,436 0:22,603 0:14,217 0:14,616	0:51,382 0:22,425 0:14,366 0:14,591	0:51,485 0:22,448 0:14,455 0:14,582	
Runde 8	0:52,373 0:22,393 0:14,908 0:15,072		0:52,500 0:22,831 0:15,068 0:14,601	0:51,491 0:22,624 0:14,249 0:14,618	
Runde 9	0:51,287 0:22,266 0:14,403 0:14,618			0:51,702 0:22,512 0:14,374 0:14,816	
Runde 10				0:51,482 0:22,457 0:14,387 0:14,638	
Runde 11				0:51,341 0:22,372 0:14,374 0:14,595	
				0:51,921 0:22,394 0:14,784 0:14,743	

## free practice DJKM (OK-Junior)

Ziel		Sektion 1		Sektion 2		Sektion 3	
Fahrername	Zeit	Fahrername	Zeit	Fahrername	Zeit	Fahrername	Zeit
1 164 Gerstenkorn,Marc	0:50,652	195 Sreng,Phil Colin	0:22,030	195 Sreng,Phil Colin	0:14,091	164 Gerstenkorn,Marc	0:14,354
2 176 Bayyati,Cemil	0:50,959	164 Gerstenkorn,Marc	0:22,035	176 Bayyati,Cemil	0:14,114	195 Sreng,Phil Colin	0:14,453
3 188 Gorcica,David	0:51,016	188 Gorcica,David	0:22,201	164 Gerstenkorn,Marc	0:14,164	127 Brunner Gostner,Alex	0:14,471
4 107 Papenburg, Tom	0:51,030	107 Papenburg, Tom	0:22,236	188 Gorcica,David	0:14,198	188 Gorcica,David	0:14,481
5 195 Sreng,Phil Colin	0:51,048	127 Brunner Gostner,Alex	0:22,266	130 Kornder,Luke	0:14,217	176 Bayyati,Cemil	0:14,490
6 127 Brunner Gostner,Alex	0:51,195	176 Bayyati,Cemil	0:22,330	109 Rudzevicius,Kajus	0:14,249	107 Papenburg, Tom	0:14,497
7 130 Kornder,Luke	0:51,276	109 Rudzevicius,Kajus	0:22,372	107 Papenburg, Tom	0:14,265	111 Schindler,Magnus	0:14,549
8 111 Schindler,Magnus	0:51,293	130 Kornder,Luke	0:22,406	111 Schindler,Magnus	0:14,332	109 Rudzevicius,Kajus	0:14,582
9 109 Rudzevicius,Kajus	0:51,341	111 Schindler,Magnus	0:22,412	127 Brunner Gostner,Alex	0:14,396	130 Kornder,Luke	0:14,616

## free practice DJKM (OK-Junior)

### Die schnellsten Zeiten

Ort	Nr. Fahrername	Zeit	Streckenl.	ø Speed
Ziel	164 Gerstenkorn, Marc	0:50,652	1315 m	93,5 km/h
Sektion 1	195 Strenge, Phil Colin	0:22,030	587 m	95,9 km/h
Sektion 2	195 Strenge, Phil Colin	0:14,091	315 m	80,5 km/h
Sektion 3	164 Gerstenkorn, Marc	0:14,354	413 m	103,6 km/h

	Smr.164 Gerstenkorn, Marc CHE TB Racing Team	Smr.176 Bayyati, Cemil DEU Lanari Racing Team	Smr.188 Gorcica, David CZE FORZA RACING z.s.	Smr.107 Papenburg, Tom NLD TB Racing Team	Smr.195 Strenge, Phil Colin DEU Jens Strenge ADAC Württemberg e.V.
	theoretisch mögliche Bestzeit 0:50,553	theoretisch mögliche Bestzeit 0:50,934	theoretisch mögliche Bestzeit 0:50,880	theoretisch mögliche Bestzeit 0:50,998	theoretisch mögliche Bestzeit 0:50,574
best	Ziel Sektion 1 0:22,035 0:14,164 0:14,354	Ziel Sektion 1 0:22,330 0:14,114 0:14,490	Ziel Sektion 1 0:22,201 0:14,198 0:14,481	Ziel Sektion 1 0:22,236 0:14,265 0:14,497	Ziel Sektion 1 0:22,030 0:14,091 0:14,453
Runde 1	0:53,588 0:23,633 0:14,863 0:15,092	0:52,084 0:22,910 0:14,451 0:14,723	0:54,156 0:23,646 0:15,172 0:15,338	0:51,872 0:22,669 0:14,521 0:14,682	0:52,170 0:22,807 0:14,616 0:14,747
Runde 2	0:52,208 0:22,775 0:14,619 0:14,814	0:51,438 0:22,444 0:14,358 0:14,636	0:51,510 0:22,366 0:14,428 0:14,716	3:18,601 2:48,368 0:15,090 0:15,143	0:51,118 0:22,308 0:14,288 0:14,522
Runde 3	2:43,250 2:13,473 0:14,778 0:14,999	0:51,067 0:22,337 0:14,207 0:14,523	0:51,308 0:22,256 0:14,426 0:14,626	0:51,330 0:22,422 0:14,385 0:14,523	0:51,048 0:22,086 0:14,182 0:14,780
Runde 4	0:51,563 0:22,619 0:14,393 0:14,551	0:51,097 0:22,371 0:14,163 0:14,563	0:51,316 0:22,409 0:14,353 0:14,554	0:51,300 0:22,427 0:14,314 0:14,559	0:52,853 0:23,411 0:14,920 0:14,522
Runde 5	0:50,833 0:22,269 0:14,164 0:14,400	0:51,121 0:22,360 0:14,271 0:14,490	0:51,892 0:22,451 0:14,734 0:14,707	0:51,178 0:22,309 0:14,294 0:14,575	0:53,942 0:22,030 0:14,091 0:17,821
Runde 6	0:53,256 0:24,343 0:14,390 0:14,523	0:50,959 0:22,330 0:14,114 0:14,515	0:51,579 0:22,201 0:14,251 0:15,127	0:51,526 0:22,610 0:14,342 0:14,574	0:51,124 0:22,528 0:14,143 0:14,453
Runde 7	0:50,937 0:22,306 0:14,215 0:14,416	0:51,251 0:22,419 0:14,308 0:14,524	0:51,383 0:22,249 0:14,280 0:14,854	0:51,113 0:22,316 0:14,265 0:14,532	
Runde 8	0:50,652 0:22,035 0:14,263 0:14,354		0:51,017 0:22,254 0:14,215 0:14,548	0:51,030 0:22,236 0:14,297 0:14,497	
Runde 9			0:51,066 0:22,356 0:14,198 0:14,512		
Runde 10			0:51,016 0:22,214 0:14,321 0:14,481		
Runde 11					

## free practice DJKM (OK-Junior)

### Die schnellsten Zeiten

Ort	Nr. Fahrername	Zeit	Streckenl.	ø Speed
Ziel	164 Gerstenkorn, Marc	0:50,652	1315 m	93,5 km/h
Sektion 1	195 Strengle, Phil Colin	0:22,080	587 m	95,9 km/h
Sektion 2	195 Strengle, Phil Colin	0:14,091	315 m	80,5 km/h
Sektion 3	164 Gerstenkorn, Marc	0:14,354	413 m	103,6 km/h

	Smr.127 Brunner Gostner, Alex ITA TB Racing Team	Smr.130 Korndler, Luke DEU Kraft Motorsport	Smr.111 Schindler, Magnus DEU Lanari Racing Team	Smr.109 Rutzevicius, Kijus DEU NSL Racing	Ziel
	theoretisch mögliche Bestzeit 0:51,133	theoretisch mögliche Bestzeit 0:51,239	theoretisch mögliche Bestzeit 0:51,293	theoretisch mögliche Bestzeit 0:51,203	Sektion 1 Sektion 2 Sektion 3
best	Ziel Sektion 1 Sektion 2 Sektion 3	Ziel Sektion 1 Sektion 2 Sektion 3	Ziel Sektion 1 Sektion 2 Sektion 3	Ziel Sektion 1 Sektion 2 Sektion 3	Sektion 1 Sektion 2 Sektion 3
Runde 1	0:51,195 0:22,266 0:14,396 0:14,471	0:51,276 0:22,406 0:14,217 0:14,616	0:51,293 0:22,412 0:14,332 0:14,549	0:51,341 0:22,372 0:14,249 0:14,582	
Runde 2	0:52,256 0:22,781 0:14,687 0:14,788	0:52,187 0:22,810 0:14,440 0:14,937	0:52,088 0:22,748 0:14,721 0:14,619	0:52,923 0:23,331 0:14,794 0:14,798	
Runde 3	3:18,601 2:48,524 0:15,111 0:14,966	0:51,276 0:22,406 0:14,226 0:14,644	0:51,600 0:22,526 0:14,464 0:14,610	0:51,826 0:22,642 0:14,528 0:14,656	
Runde 4	0:51,923 0:22,647 0:14,418 0:14,858	0:52,779 0:22,426 0:14,687 0:15,666	0:51,429 0:22,469 0:14,393 0:14,567	0:51,799 0:22,400 0:14,618 0:14,781	
Runde 5	0:51,336 0:22,282 0:14,415 0:14,639	0:55,430 0:25,914 0:14,772 0:14,744	0:51,293 0:22,412 0:14,332 0:14,549	0:51,598 0:22,564 0:14,407 0:14,627	
Runde 6	0:51,854 0:22,880 0:14,417 0:14,557	0:51,743 0:22,798 0:14,241 0:14,704	0:51,632 0:22,482 0:14,542 0:14,608	0:51,674 0:22,555 0:14,366 0:14,753	
Runde 7	0:51,195 0:22,328 0:14,396 0:14,471	0:51,436 0:22,603 0:14,217 0:14,616	0:51,382 0:22,425 0:14,366 0:14,591	0:51,485 0:22,448 0:14,455 0:14,582	
Runde 8	0:52,373 0:22,393 0:14,908 0:15,072		0:52,500 0:22,831 0:15,068 0:14,601	0:51,491 0:22,624 0:14,249 0:14,618	
Runde 9	0:51,287 0:22,266 0:14,403 0:14,618			0:51,702 0:22,512 0:14,374 0:14,816	
Runde 10				0:51,482 0:22,457 0:14,387 0:14,638	
Runde 11				0:51,341 0:22,372 0:14,374 0:14,595	
				0:51,921 0:22,394 0:14,784 0:14,743	