

INT. ADAC-KARTRENNEN MÜLSEN
21.-23.04.2023




RESULTS BOOKLET | DSKM



DEUTSCHE KART-MEISTERSCHAFT
DEUTSCHE JUNIOREN-KART-MEISTERSCHAFT
DEUTSCHE SCHALT-KART-MEISTERSCHAFT
DMSB-SCHALT-KART-CUP
MINI 60 BY CHRONO KARTING

Deutsche Schalt-Kart-Meisterschaft 2023

vorläufig - ohne Gewähr

Pos	StNr.	Fahrer	Nation	Bewerber / Sponsor	Nation	Lizenz B-Lizenz	Chassis / Motor / Reifen	Siege	Gesamt- punkte	TQ	Heats	Race 1	Race 2
1	225	Vasile, Daniel		BIREL ART RACING KSW		93 BK102	Birel Art / TM / VEGA	1	50		9	25	16
2	206	Pex, Stan		SP Motorsport		31772 47253 005	KR / TM / VEGA		43		12	20	11
3	203	Trefilov, David		Maranello SRP Factory Team		16049 16067	Maranello / TM / VEGA	1	41		3	13	25
4	201	Pex, Jorrit		SP Motorsport		27382 47253005	KR / TM / VEGA		36	3	7	16	10
5	210	Schächer, Lukas		Haak Motorsport		28091 16974	KR / TM / VEGA		32		1	11	20
6	226	Holzem, Sandro		CPB Sport		11248 232241-1	Sodikart / TM / VEGA		26		8	9	9
7	208	Kindervater, Robert		BIREL ART RACING KSW ADAC Berlin-Brandenburg e.V.		ITE1133505 BK 102	Birel Art / TM / VEGA		20			7	13
8	215	Stell, Daniel		Dörr Motorsport		10858 16982	KR / IAME / VEGA		20	5	15		
9	222	Rousseau, Corentin		Maranello SRP Factory Team		123607 16067	Maranello / TM / VEGA		18		6	6	6
10	211	Rehm, Maxim		Rehm Racing		10561 10578	Birel Art / TM / VEGA		17		10	5	2
11	202	Haanen, Kris		SP Motorsport		40241 47253 005	KR / TM / VEGA		15			10	5
12	216	Christiaan, de Kleijn		CRG Holland VAR		44092 15521 007	CRG / TM / VEGA		11			3	8
13	212	Fritsch, Valentino		Maranello SRP Factory Team		12819 16067	Maranello / TM / VEGA		11			4	7
14	209	Arnold, Felix		Maranello SRP Factory Team		10465 16067	Maranello / TM / VEGA		9	1		8	
15	218	Julius-Bernhart, Jannik		Dörr Motorsport		13298 16982	KR / IAME / VEGA		9		5		4
16	277	Ried, Lenny		Lanari Racing Team		ITE1173160 17166	KR / TM / VEGA		4			1	3
17	219	Rieberer, Paul		Dörr Motorsport		JK2062 16982	KR / IAME / VEGA		4		2	2	
18	227	Doorn, Coen	Master 	SP Motorsport		40347 47253 005	KR / TM / VEGA		4		4		
19	217	Guust, Specken		CRG Holland VAR		33443 15521 007	CRG / TM / VEGA		1				1

R 17 DSKM (KZ2) Race 2

Strecke / track: 1315m

fastest Lap Kris HAANEN at: 0:47,337

started: 28 classified: 28 not classified: 0 not started: 2

Pos	Str. Nr.	Fahrer / Driver	Nation	Bewerber / Sponsor	Nation	Lizenz R-Lizenz	Chassis / Motor / Reifen	Penalty	Points	Runden Laps	Gesamtheit Differenz	Abstand Gap	beste Runde best Lap	in R. in L.	o Geschw. n Speed
1	203	TREFILOV, David	DEU	Maranello SRP Factory Team	DEU	16049 16067	Maranello / TM / VEGA		25	19	15:15,921		0:47,569	17	98,2 km/h 99,5 km/h
2	210	SCHÄCHER, Lukas	DEU	Hoak Motorsport	DEU	28091 16974	KR / TM / VEGA		20	19	15:19,354 0:03,433	0:03,433	0:47,399	10	97,8 km/h 99,9 km/h
3	225	VASILE, Daniel	ROU	BIREL ART RACING KSW	AUT	93 BK102	Birel Art / TM / VEGA		16	19	15:19,591 0:03,670	0:00,237	0:47,558	10	97,8 km/h 99,5 km/h
4	208	KINDERVATER, Robert	DEU	BIREL ART RACING KSW ADAC Berlin-Brandenburg e.V.	AUT	ITE1133505 BK 102	Birel Art / TM / VEGA		13	19	15:19,779 0:03,858	0:00,188	0:47,498	14	97,8 km/h 99,7 km/h
5	206	PEX, Stan	NLD	SP Motorsport	NLD	31772 47253 005	KR / TM / VEGA		11	19	15:20,937 0:05,016	0:01,158	0:47,563	13	97,7 km/h 99,5 km/h
6	201	PEX, Jorrit	NLD	SP Motorsport	NLD	27382 47253005	KR / TM / VEGA		10	19	15:21,439 0:05,518	0:00,502	0:47,581	14	97,6 km/h 99,5 km/h
7	254	GERHARDS, Tim	NLD	CPB Sport	FRA	40835 232241-1	Sodikart / TM / VEGA		*	19	15:21,977 0:06,056	0:00,538	0:47,629	9	97,6 km/h 99,4 km/h
8	253	IMBOURG, Thomas	FRA	CPB Sport	FRA	121667 232241-1	Sodikart / TM / VEGA		*	19	15:22,116 0:06,195	0:00,139	0:47,425	14	97,5 km/h 99,8 km/h
9	226	HOLZEM, Sandro	DEU	CPB Sport	FRA	11248 232241-1	Sodikart / TM / VEGA		9	19	15:25,691 0:09,770	0:03,575	0:47,545	11	97,2 km/h 99,6 km/h
10	216	CHRISTIAAN, de Kleijn	NLD	CRG Holland VAR	NLD	44092 15521 007	CRG / TM / VEGA		8	19	15:25,799 0:09,878	0:00,108	0:47,516	9	97,2 km/h 99,6 km/h
11	212	FRITSCH, Valentino	DEU	Maranello SRP Factory Team	DEU	12819 16067	Maranello / TM / VEGA		7	19	15:26,315 0:10,394	0:00,516	0:47,651	18	97,1 km/h 99,3 km/h
12	222	ROUSSEAU, Corentin	FRA	Maranello SRP Factory Team	DEU	123607 16067	Maranello / TM / VEGA		6	19	15:27,043 0:11,122	0:00,728	0:47,554	9	97 km/h 99,5 km/h
13	202	HAANEN, Kris	NLD	SP Motorsport	NLD	40241 47253 005	KR / TM / VEGA		5	19	15:28,832 0:12,911	0:01,789	0:47,337	11	96,8 km/h 100 km/h
14	224	KIRKBY, Jesse	DEU	Maranello SRP Factory Team	DEU	28280 16067	Maranello / TM / VEGA	5 sec.	*	19	15:30,490 0:14,569	0:01,658	0:47,751	11	96,7 km/h 99,1 km/h
15	218	JULIUS-BERNHART, Jannik	DEU	Dörr Motorsport	DEU	13298 16982	KR / IAME / VEGA		4	19	15:31,309 0:15,388	0:00,819	0:47,528	9	96,6 km/h 99,6 km/h
16	277	RIED, Lenny	DEU	Lanari Racing Team	DEU	ITE1173160 17166	KR / TM / VEGA		3	19	15:32,238 0:16,317	0:00,929	0:47,562	11	96,5 km/h 99,5 km/h
17	211	REHM, Maxim	DEU	Rehm Racing	DEU	10561 10578	Birel Art / TM / VEGA	5 sec.	2	19	15:33,679 0:17,758	0:01,441	0:47,708	12	96,3 km/h 99,2 km/h
18	217	GUUST, Specken	NLD	CRG Holland VAR	NLD	33443 15521 007	CRG / TM / VEGA		1	19	15:33,951 0:18,030	0:00,272	0:47,745	11	96,3 km/h 99,2 km/h
19	220	MELKER, Nigel	NLD	Paauwer Kart Racing Jacco Paauwe	NLD	19499 19655006	Birel Art / TM / VEGA		0	19	15:36,601 0:20,680	0:02,650	0:47,919	11	96 km/h 98,8 km/h
20	264	SCHERBINSKAS, Lukas	DEU	NSL Racing	LTU	11348 2023 KL/06	Sodikart / TM / VEGA	5 sec.	0	19	15:43,927 0:28,006	0:07,326	0:48,033	11	95,3 km/h 98,6 km/h
21	250	VILCANS, Edgars	LTU	RMLatvia	LTU	EV09782LV23 RR09595LV23	Sodikart / TM / VEGA	5 sec.	*	19	15:46,830 0:30,909	0:02,903	0:48,174	13	95 km/h 98,3 km/h
22	213	TRÖGER, Tim	DEU	Maranello SRP Factory Team	DEU	17622 16067	Maranello / TM / VEGA		0	18	14:45,299 DNF	QualiP:24	0:47,659	11	96,3 km/h 99,3 km/h
23	207	SCHMITZ, Alexander	DEU	Team Kartstore.de	DEU	14228 16070	Tony Kart / Vortex / VEGA		0	12	9:55,640 DNF	QualiP:27	0:47,629	7	95,4 km/h 99,4 km/h
24	256	LIWINSKI, David	POL	BIREL ART RACING KSW	AUT	K/E/10012 BK102	Birel Art / TM / VEGA		*	4	3:32,893 DNF	QualiP:14	0:48,676	4	88,9 km/h 97,3 km/h
25	219	RIEBERER, Paul	AUT	Dörr Motorsport	DEU	JK2062 16982	KR / IAME / VEGA		0	2	1:50,033 DNF	QualiP:19	0:50,061	2	86 km/h 94,6 km/h
26	209	ARNOLD, Felix	DEU	Maranello SRP Factory Team	DEU	10465 16067	Maranello / TM / VEGA		0	1	0:56,278 DNF	QualiP:9	0:51,822	1	84,1 km/h 91,4 km/h
27	227	DOORN, Coen	NLD	SP Motorsport	NLD	40347 47253 005	KR / TM / VEGA		0	1	1:01,359 DNF	QualiP:22	0:55,496	1	77,2 km/h 85,3 km/h
28	215	STELL, Daniel	DEU	Dörr Motorsport	DEU	10858 16982	KR / IAME / VEGA		0	1	1:00,795 DNF	QualiP:23	0:54,582	1	77,9 km/h 86,7 km/h
the following drivers did not start.															
DNS	252	SPIRGEL, Matteo	FRA	CPB Sport	FRA	130648 232241-1	Sodikart / TM / VEGA			DNS			QualiP:11		
DNS	288	NEUMANN, Thomas	DEU	BIREL ART RACING KSW	AUT	25555 BK102	Birel Art / TM / VEGA			DNS			QualiP:30		

StNr. 224,211,250,264 5 sec. penalty Frontfairing

Rennleitung: Camillo Rößiger Racedirektor: Horst Seidel

Sportkommissare: Nikolas Spaderna / Ulrich Bell / Jörg Müller

Techn. Kommissare: H.-J. Dangers / M. Grasshoff / M. Ambrosius / C.Schmidt / D.Pietzko

Zeitnahme: KART-DATA timing service Franz Schieszler / Manuela Hintner

Zeitnahme / timekeeping

control Franz Schieszler

freigegeben: 14:37:40



R 17 DS KM (KZ2) Race 2

Fahrername Driver	Trefilov David	Schächer Lukas	Vasile Daniel	Kindervater Robert	Pex Stan	Pex Jorrit	Gerhards Tim	Imbourg Thomas	Holzem Sandro	Christiaan de Kleijn	Fritsch Valentino	Rousseau Corentin
schnellste Runde in Runde	0:47,569 Rn. 17	0:47,399 Rn. 10	0:47,558 Rn. 10	0:47,498 Rn. 14	0:47,563 Rn. 13	0:47,581 Rn. 14	0:47,629 Rn. 9	0:47,425 Rn. 14	0:47,545 Rn. 11	0:47,516 Rn. 9	0:47,651 Rn. 18	0:47,554 Rn. 9
Speed	99,5 km/h	99,9 km/h	99,5 km/h	99,7 km/h	99,5 km/h	99,5 km/h	99,4 km/h	99,8 km/h	99,6 km/h	99,6 km/h	99,3 km/h	99,5 km/h
Lap 1	0:51,587	0:52,424	0:52,571	0:52,238	0:51,270	0:51,466	0:51,650	0:53,540	0:56,107	0:54,178	0:54,773	0:53,710
Lap 2	0:48,659	0:49,749	0:48,655	0:49,685	0:48,861	0:48,835	0:51,248	0:50,739	0:50,145	0:51,061	0:50,565	0:50,896
Lap 3	0:48,311	0:48,520	0:48,458	0:48,566	0:48,579	0:48,876	0:48,633	0:48,671	0:48,904	0:48,775	0:48,794	0:48,744
Lap 4	0:48,129	0:48,049	0:47,950	0:47,982	0:48,330	0:48,539	0:48,230	0:48,203	0:48,055	0:48,108	0:48,171	0:48,563
Lap 5	0:47,782	0:47,655	0:47,741	0:47,834	0:48,100	0:47,960	0:47,865	0:47,691	0:48,983	0:47,958	0:48,681	0:48,315
Lap 6	0:47,975	0:47,721	0:48,341	0:47,648	0:48,501	0:47,939	0:47,786	0:47,725	0:47,821	0:47,864	0:47,917	0:47,916
Lap 7	0:47,666	0:47,623	0:48,069	0:47,707	0:48,359	0:47,926	0:47,689	0:47,710	0:47,563	0:47,680	0:47,837	0:47,787
Lap 8	0:47,705	0:47,610	0:47,836	0:47,574	0:47,971	0:48,092	0:47,818	0:47,602	0:47,627	0:47,592	0:47,772	0:47,688
Lap 9	0:47,747	0:47,825	0:47,559	0:47,757	0:47,592	0:48,145	0:47,629	0:47,560	0:47,636	0:47,516	0:47,942	0:47,554
Lap 10	0:47,642	0:47,399	0:47,558	0:47,625	0:47,675	0:47,911	0:47,765	0:47,567	0:47,581	0:47,520	0:47,706	0:47,722
Lap 11	0:47,655	0:48,072	0:48,112	0:47,658	0:48,187	0:47,630	0:47,659	0:47,524	0:47,545	0:47,622	0:47,765	0:47,637
Lap 12	0:47,575	0:47,781	0:47,668	0:47,822	0:47,636	0:47,740	0:47,669	0:47,512	0:47,605	0:48,086	0:47,863	0:47,933
Lap 13	0:47,664	0:47,458	0:47,763	0:47,982	0:47,563	0:48,040	0:47,805	0:47,503	0:47,907	0:47,874	0:47,855	0:48,913
Lap 14	0:47,620	0:47,680	0:47,594	0:47,498	0:48,144	0:47,581	0:47,700	0:47,425	0:47,654	0:48,041	0:47,777	0:47,995
Lap 15	0:47,576	0:47,530	0:47,811	0:47,623	0:47,672	0:47,698	0:47,727	0:47,561	0:48,091	0:48,268	0:47,862	0:48,112
Lap 16	0:47,637	0:47,648	0:47,733	0:47,623	0:47,625	0:47,669	0:47,785	0:47,513	0:48,278	0:48,236	0:48,360	0:48,337
Lap 17	0:47,569	0:48,271	0:48,255	0:48,183	0:48,256	0:47,943	0:48,062	0:47,663	0:48,279	0:48,733	0:48,240	0:48,820
Lap 18	0:47,632	0:47,993	0:48,017	0:48,139	0:48,408	0:48,376	0:47,925	0:47,630	0:47,653	0:47,544	0:47,651	0:47,952
Lap 19	0:47,995	0:48,365	0:48,760	0:48,204	0:49,152	0:49,489	0:49,662	0:49,668	0:47,862	0:47,801	0:47,775	0:47,903



R 17 DSKM (KZ2) Race 2

Fahrername Driver	Haanen Kris	Kirkby Jesse	Julius-Bernhart Jannik	Ried Lenny	Rehim Maxim	Guust Specken	Melker Nigel	Scherbinskas Lukas	Vilcans Edgars	Tröger Tim	Schmitz Alexander	Liwinski David
schnellste Runde in Runde	0:47,337 Rn. 11	0:47,751 Rn. 11	0:47,528 Rn. 9	0:47,562 Rn. 11	0:47,708 Rn. 12	0:47,745 Rn. 11	0:47,919 Rn. 11	0:48,033 Rn. 11	0:48,174 Rn. 13	0:47,659 Rn. 11	0:47,629 Rn. 7	0:48,676 Rn. 4
Speed	100,0 km/h	99,1 km/h	99,6 km/h	99,5 km/h	99,2 km/h	99,2 km/h	98,8 km/h	98,6 km/h	98,3 km/h	99,3 km/h	99,4 km/h	97,3 km/h
Lap 1	0:59,311	0:52,288	0:55,035	0:56,006	0:54,317	0:53,096	0:55,865	0:56,380	0:55,711	0:56,343	0:55,590	0:52,049
Lap 2	0:51,495	0:51,310	0:52,154	0:51,736	0:50,526	0:54,128	0:52,966	0:53,087	0:52,136	0:52,545	0:52,342	0:56,359
Lap 3	0:49,964	0:48,766	0:49,724	0:49,031	0:50,928	0:49,960	0:50,927	0:50,072	0:50,730	0:50,165	0:49,700	0:51,001
Lap 4	0:48,247	0:48,313	0:47,946	0:48,275	0:48,489	0:48,268	0:48,653	0:49,173	0:49,438	0:48,518	0:48,202	0:48,676
Lap 5	0:48,073	0:47,986	0:48,118	0:48,198	0:47,974	0:48,636	0:48,491	0:48,494	0:48,686	0:47,841	0:47,876	
Lap 6	0:47,514	0:47,891	0:47,873	0:48,030	0:47,714	0:47,889	0:48,355	0:48,498	0:49,014	0:47,892	0:47,798	
Lap 7	0:47,400	0:48,223	0:47,733	0:47,817	0:48,344	0:47,811	0:48,229	0:48,595	0:49,076	0:47,784	0:47,629	
Lap 8	0:47,402	0:47,823	0:47,578	0:47,855	0:47,870	0:47,841	0:48,087	0:48,293	0:48,248	0:47,790	0:48,333	
Lap 9	0:47,547	0:47,827	0:47,528	0:47,741	0:47,852	0:48,071	0:48,130	0:48,162	0:48,177	0:47,941	0:47,738	
Lap 10	0:47,948	0:47,869	0:48,202	0:49,357	0:47,872	0:48,382	0:48,217	0:48,391	0:48,217	0:47,918	0:48,095	
Lap 11	0:47,337	0:47,751	0:47,721	0:47,562	0:47,763	0:47,745	0:47,919	0:48,033	0:48,227	0:47,659	0:47,747	
Lap 12	0:48,305	0:48,298	0:48,865	0:48,127	0:47,708	0:48,280	0:48,029	0:48,166	0:48,302	0:47,761	0:47,840	
Lap 13	0:47,583	0:47,909	0:48,537	0:49,626	0:47,877	0:48,923	0:48,134	0:48,099	0:48,174	0:48,898		
Lap 14	0:47,534	0:48,005	0:47,791	0:48,246	0:47,777	0:48,521	0:48,006	0:48,075	0:48,354	0:48,399		
Lap 15	0:47,640	0:48,256	0:47,928	0:47,786	0:47,895	0:47,957	0:48,089	0:48,198	0:48,310	0:47,835		
Lap 16	0:47,613	0:47,997	0:48,027	0:47,852	0:48,130	0:48,284	0:47,962	0:48,133	0:48,633	0:48,186		
Lap 17	0:47,589	0:47,985	0:47,882	0:47,748	0:47,937	0:47,953	0:47,981	0:48,149	0:48,454	0:47,877		
Lap 18	0:47,493	0:47,993	0:47,867	0:47,929	0:47,756	0:48,045	0:48,150	0:48,317	0:48,728	0:47,873		
Lap 19	0:48,628	0:48,116	0:48,089	0:47,797	0:48,808	0:48,360	0:47,992	0:48,166	0:48,857			



R 17 DSKM (KZ2) Race 2

Fahrername Driver	Rieberer Paul	Arnold Felix	Doorn Coen	Stell Daniel
schnellste Runde in Runde	0:50,061 Rn. 2	0:51,822 Rn. 1	0:55,496 Rn. 1	0:54,582 Rn. 1
Speed	94,6 km/h	91,4 km/h	85,3 km/h	86,7 km/h
Lap 1	0:54,451	0:51,822	0:55,496	0:54,582
Lap 2	0:50,061			
Lap 3				
Lap 4				
Lap 5				
Lap 6				
Lap 7				
Lap 8				
Lap 9				
Lap 10				
Lap 11				
Lap 12				
Lap 13				
Lap 14				
Lap 15				
Lap 16				
Lap 17				
Lap 18				
Lap 19				

R 17 DSKM (KZ2) Race 2

Ziel		Sektion 1		Sektion 2		Sektion 3	
Fahrername	Zeit	Fahrername	Zeit	Fahrername	Zeit	Fahrername	Zeit
1 202 Haanen,Kris	0:47,337	253 Imbourg,Thomas	0:20,277	225 Vasile,Daniel	0:13,696	202 Haanen,Kris	0:13,219
2 210 Schächer,Lukas	0:47,399	202 Haanen,Kris	0:20,313	210 Schächer,Lukas	0:13,734	226 Holzem,Sandro	0:13,237
3 253 Imbourg,Thomas	0:47,425	210 Schächer,Lukas	0:20,347	203 Trefilov,David	0:13,754	201 Pex,Jorrit	0:13,240
4 208 Kindervater,Robert	0:47,498	208 Kindervater,Robert	0:20,366	277 Ried,Lenny	0:13,760	216 Christiaan,de Kleijn	0:13,242
5 216 Christiaan,de Kleijn	0:47,516	226 Holzem,Sandro	0:20,371	202 Haanen,Kris	0:13,766	208 Kindervater,Robert	0:13,248
6 218 Julius-Bernhart,Jannik	0:47,528	218 Julius-Bernhart,Jannik	0:20,375	216 Christiaan,de Kleijn	0:13,774	218 Julius-Bernhart,Jannik	0:13,277
7 226 Holzem,Sandro	0:47,545	206 Pex,Stan	0:20,396	253 Imbourg,Thomas	0:13,777	253 Imbourg,Thomas	0:13,291
8 222 Rousseau,Corentin	0:47,554	207 Schmitz,Alexander	0:20,402	211 Rehm,Maxim	0:13,783	210 Schächer,Lukas	0:13,292
9 225 Vasile,Daniel	0:47,558	201 Pex,Jorrit	0:20,405	254 Gerhards,Tim	0:13,786	222 Rousseau,Corentin	0:13,294
10 277 Ried,Lenny	0:47,562	222 Rousseau,Corentin	0:20,413	217 Guust,Specken	0:13,790	206 Pex,Stan	0:13,295
11 206 Pex,Stan	0:47,563	216 Christiaan,de Kleijn	0:20,415	222 Rousseau,Corentin	0:13,796	277 Ried,Lenny	0:13,299
12 203 Trefilov,David	0:47,569	203 Trefilov,David	0:20,417	208 Kindervater,Robert	0:13,799	213 Tröger,Tim	0:13,302
13 201 Pex,Jorrit	0:47,581	213 Tröger,Tim	0:20,419	226 Holzem,Sandro	0:13,810	212 Fritsch,Valentino	0:13,304
14 254 Gerhards,Tim	0:47,629	277 Ried,Lenny	0:20,457	218 Julius-Bernhart,Jannik	0:13,815	203 Trefilov,David	0:13,320
15 207 Schmitz,Alexander	0:47,629	225 Vasile,Daniel	0:20,459	206 Pex,Stan	0:13,817	225 Vasile,Daniel	0:13,326
16 212 Fritsch,Valentino	0:47,651	212 Fritsch,Valentino	0:20,475	207 Schmitz,Alexander	0:13,837	254 Gerhards,Tim	0:13,341
17 213 Tröger,Tim	0:47,659	254 Gerhards,Tim	0:20,476	212 Fritsch,Valentino	0:13,840	207 Schmitz,Alexander	0:13,368
18 211 Rehm,Maxim	0:47,708	224 Kirkby,Jesse	0:20,485	213 Tröger,Tim	0:13,840	211 Rehm,Maxim	0:13,377
19 217 Guust,Specken	0:47,745	211 Rehm,Maxim	0:20,487	264 Scherbinskas,Lukas	0:13,841	217 Guust,Specken	0:13,386
20 224 Kirkby,Jesse	0:47,751	220 Melker,Nigel	0:20,509	250 Vilcans,Edgars	0:13,848	224 Kirkby,Jesse	0:13,395
21 220 Melker,Nigel	0:47,919	217 Guust,Specken	0:20,512	224 Kirkby,Jesse	0:13,850	220 Melker,Nigel	0:13,449
22 264 Scherbinskas,Lukas	0:48,033	264 Scherbinskas,Lukas	0:20,607	201 Pex,Jorrit	0:13,879	256 Liwinski,David	0:13,474
23 250 Vilcans,Edgars	0:48,174	250 Vilcans,Edgars	0:20,612	220 Melker,Nigel	0:13,880	264 Scherbinskas,Lukas	0:13,516
24 256 Liwinski,David	0:48,676	256 Liwinski,David	0:20,651	219 Rieberer,Paul	0:14,212	250 Vilcans,Edgars	0:13,537
25 219 Rieberer,Paul	0:50,061	219 Rieberer,Paul	0:21,084	256 Liwinski,David	0:14,275	219 Rieberer,Paul	0:13,661
26 209 Arnold,Felix	0:51,822	227 Doorn,Coen	0:21,086	215 Stell,Daniel	0:14,391	209 Arnold,Felix	0:13,688
27 215 Stell,Daniel	0:54,582	215 Stell,Daniel	0:21,504	227 Doorn,Coen	0:14,422	215 Stell,Daniel	0:14,111
28 227 Doorn,Coen	0:55,496	209 Arnold,Felix	0:21,642	209 Arnold,Felix	0:14,542	227 Doorn,Coen	0:14,409

R 17 DSKM (KZ2) Race 2

Die schnellsten Zeiten			
Ort	Nr. Fahrername	Zeit	Streckenl. ø Speed
Ziel	202 Haanen, Kris	0:47,337	1315 m 100,0 km/h
Sektion 1	253 Imbourg, Thomas	0:20,277	587 m 104,2 km/h
Sektion 2	225 Vasilie, Daniel	0:13,696	315 m 82,8 km/h
Sektion 3	202 Haanen, Kris	0:13,219	413 m 112,5 km/h

	Stmr.203 Trefilov,David DEU		Stmr.210 Schätcher,Lukas DEU		Stmr.225 Vasilie,Daniel ROU		Stmr.208 Kindervater,Robert DEU		Stmr.206 Pex,Stan NLD	
	Maranello SRP Factory Team	Haak Motorsport	BIREL ART RACING KSW	BIREL ART RACING KSW	BIREL ART RACING KSW	BIREL ART RACING KSW	BIREL ART RACING KSW	BIREL ART RACING KSW	SP Motorsport	theoretisch mögliche Bestzeit
best	0:47,569	0:20,417	0:13,754	0:13,320	0:47,399	0:20,347	0:13,734	0:13,292	0:47,563	0:20,396
Runde 1	0:51,587	0:23,503	0:14,565	0:13,519	0:52,424	0:24,216	0:14,637	0:13,571	0:51,270	0:23,194
Runde 2	0:48,659	0:20,912	0:14,264	0:13,483	0:49,749	0:21,140	0:14,684	0:13,925	0:48,861	0:21,004
Runde 3	0:48,311	0:20,807	0:13,980	0:13,524	0:48,520	0:20,863	0:14,048	0:13,609	0:48,579	0:20,814
Runde 4	0:48,129	0:20,763	0:13,967	0:13,399	0:48,049	0:20,649	0:13,987	0:13,413	0:48,330	0:20,775
Runde 5	0:47,782	0:20,555	0:13,894	0:13,333	0:47,655	0:20,433	0:13,862	0:13,360	0:48,100	0:20,664
Runde 6	0:47,975	0:20,769	0:13,828	0:13,378	0:47,721	0:20,479	0:13,897	0:13,345	0:48,501	0:21,059
Runde 7	0:47,666	0:20,496	0:13,797	0:13,373	0:47,623	0:20,447	0:13,813	0:13,363	0:48,359	0:20,543
Runde 8	0:47,705	0:20,417	0:13,849	0:13,439	0:47,610	0:20,447	0:13,866	0:13,297	0:47,971	0:20,724
Runde 9	0:47,747	0:20,546	0:13,791	0:13,410	0:47,825	0:20,556	0:13,947	0:13,322	0:47,592	0:20,429
Runde 10	0:47,642	0:20,447	0:13,754	0:13,441	0:47,399	0:20,373	0:13,734	0:13,292	0:47,675	0:20,459
Runde 11	0:47,655	0:20,488	0:13,793	0:13,374	0:48,072	0:20,499	0:13,930	0:13,643	0:48,187	0:20,589
Runde 12	0:47,575	0:20,422	0:13,773	0:13,380	0:47,781	0:20,563	0:13,887	0:13,331	0:47,636	0:20,404
Runde 13	0:47,664	0:20,488	0:13,774	0:13,402	0:47,458	0:20,347	0:13,787	0:13,324	0:47,563	0:20,396
Runde 14	0:47,620	0:20,498	0:13,774	0:13,348	0:47,680	0:20,516	0:13,821	0:13,343	0:48,144	0:20,885
Runde 15	0:47,576	0:20,484	0:13,772	0:13,320	0:47,530	0:20,412	0:13,817	0:13,301	0:47,672	0:20,446
Runde 16	0:47,637	0:20,467	0:13,833	0:13,337	0:47,648	0:20,465	0:13,842	0:13,341	0:47,625	0:20,434
Runde 17	0:47,569	0:20,443	0:13,769	0:13,357	0:48,271	0:20,626	0:14,314	0:13,331	0:47,625	0:20,434
Runde 18	0:47,632	0:20,471	0:13,800	0:13,361	0:47,993	0:20,729	0:13,900	0:13,364	0:48,256	0:20,451
Runde 19	0:47,995	0:20,452	0:13,948	0:13,595	0:48,365	0:20,985	0:13,920	0:13,460	0:48,408	0:21,094
					0:48,365	0:20,985	0:13,920	0:13,460	0:49,152	0:20,632



R 17 DSKM (KZ2) Race 2

Die schnellsten Zeiten

Ort	Nr. Fahrername	Zeit	Streckenl.	ø Speed
Ziel	202 Haanen, Kris	0:47,337	1315 m	100,0 km/h
Sektion 1	253 Imbourg, Thomas	0:20,277	587 m	104,2 km/h
Sektion 2	225 Vastle, Daniel	0:13,696	315 m	82,8 km/h
Sektion 3	202 Haanen, Kris	0:13,219	413 m	112,5 km/h

	Snr.201 Pex,Jorrit NLD SP Motorsport			Snr.254 Gerhards,Tim NLD CPB Sport			Snr.253 Imbourg,Thomas FRA CPB Sport			Snr.226 Holzem,Sandro DEU CPB Sport			Snr.216 Christiaan,de Kleijn NLD CRG Holland VAR		
	theoretisch mögliche Bestzeit	Ziel	Sektion 3	theoretisch mögliche Bestzeit	Ziel	Sektion 3	theoretisch mögliche Bestzeit	Ziel	Sektion 3	theoretisch mögliche Bestzeit	Ziel	Sektion 3	theoretisch mögliche Bestzeit	Ziel	Sektion 3
best	0:47,581	0:20,405	0:13,879	0:47,629	0:20,476	0:13,786	0:47,425	0:20,277	0:13,291	0:47,545	0:20,371	0:13,810	0:47,516	0:20,415	0:13,242
Runde 1	0:51,466	0:23,212	0:14,574	0:51,650	0:23,428	0:14,553	0:53,540	0:24,761	0:13,721	0:56,107	0:26,118	0:15,976	0:54,178	0:24,889	0:15,612
Runde 2	0:48,835	0:20,929	0:14,284	0:51,248	0:21,332	0:15,552	0:50,739	0:20,866	0:14,254	0:50,145	0:21,611	0:14,385	0:51,061	0:22,415	0:14,314
Runde 3	0:48,876	0:21,145	0:14,188	0:48,633	0:20,971	0:14,168	0:48,671	0:20,997	0:14,222	0:48,904	0:21,214	0:14,205	0:48,775	0:21,052	0:14,263
Runde 4	0:48,539	0:20,957	0:14,143	0:48,230	0:20,749	0:14,032	0:48,203	0:20,724	0:14,036	0:48,055	0:20,718	0:13,966	0:48,108	0:20,703	0:14,013
Runde 5	0:47,960	0:20,647	0:13,948	0:47,865	0:20,597	0:13,889	0:47,691	0:20,429	0:13,868	0:48,983	0:21,582	0:13,964	0:47,958	0:20,673	0:13,864
Runde 6	0:47,939	0:20,607	0:13,929	0:47,786	0:20,564	0:13,850	0:47,725	0:20,510	0:13,831	0:47,821	0:20,547	0:13,888	0:47,864	0:20,627	0:13,835
Runde 7	0:47,926	0:20,565	0:13,879	0:47,689	0:20,551	0:13,786	0:47,710	0:20,472	0:13,860	0:47,563	0:20,442	0:13,811	0:47,680	0:20,521	0:13,824
Runde 8	0:48,092	0:20,818	0:13,911	0:47,818	0:20,536	0:13,920	0:47,602	0:20,406	0:13,806	0:47,627	0:20,503	0:13,840	0:47,592	0:20,494	0:13,774
Runde 9	0:48,145	0:20,536	0:14,309	0:47,810	0:20,478	0:13,810	0:47,560	0:20,381	0:13,814	0:47,636	0:20,444	0:13,810	0:47,516	0:20,446	0:13,787
Runde 10	0:47,911	0:20,670	0:13,936	0:47,765	0:20,500	0:13,845	0:47,567	0:20,418	0:13,777	0:47,581	0:20,407	0:13,840	0:47,520	0:20,420	0:13,810
Runde 11	0:47,630	0:20,405	0:13,888	0:47,659	0:20,476	0:13,825	0:47,524	0:20,386	0:13,795	0:47,545	0:20,371	0:13,821	0:47,622	0:20,450	0:13,920
Runde 12	0:47,740	0:20,540	0:13,960	0:47,669	0:20,507	0:13,801	0:47,512	0:20,372	0:13,803	0:47,605	0:20,453	0:13,865	0:48,086	0:20,805	0:13,972
Runde 13	0:48,040	0:20,627	0:14,133	0:47,805	0:20,531	0:13,914	0:47,503	0:20,345	0:13,831	0:47,907	0:20,422	0:13,861	0:47,874	0:20,662	0:13,927
Runde 14	0:47,581	0:20,407	0:13,886	0:47,700	0:20,506	0:13,851	0:47,425	0:20,277	0:13,828	0:47,654	0:20,560	0:13,843	0:48,041	0:20,823	0:13,909
Runde 15	0:47,698	0:20,497	0:13,887	0:47,727	0:20,505	0:13,857	0:47,561	0:20,400	0:13,846	0:48,091	0:20,787	0:14,067	0:48,268	0:21,004	0:13,980
Runde 16	0:47,669	0:20,479	0:13,895	0:47,785	0:20,542	0:13,860	0:47,513	0:20,345	0:13,829	0:48,278	0:21,105	0:13,899	0:48,236	0:21,089	0:13,844
Runde 17	0:47,943	0:20,454	0:14,207	0:48,062	0:20,652	0:13,990	0:47,663	0:20,438	0:13,932	0:48,279	0:21,016	0:13,892	0:48,733	0:21,607	0:13,777
Runde 18	0:48,376	0:21,045	0:14,026	0:47,925	0:20,585	0:13,964	0:47,630	0:20,343	0:13,996	0:47,653	0:20,495	0:13,837	0:47,544	0:20,415	0:13,864
Runde 19	0:49,489	0:20,626	0:15,352	0:49,662	0:21,250	0:14,571	0:49,668	0:21,392	0:14,411	0:47,862	0:20,628	0:13,927	0:47,801	0:20,624	0:13,955

R 17 DSKM (KZ2) Race 2

Die schnellsten Zeiten				
Ort	Nr. Fahrername	Zeit	Streckenl.	ø Speed
Ziel	202 Haanen, Kris	0:47,337	1315 m	100,0 km/h
Sektion 1	253 Imbourg, Thomas	0:20,277	587 m	104,2 km/h
Sektion 2	225 Vastie, Damien	0:13,696	315 m	82,8 km/h
Sektion 3	202 Haanen, Kris	0:13,219	413 m	112,5 km/h

	Smr.212 Fritsch,Valentino DEU Maranello SRP Factory Team			Smr.222 Rousseau,Corentin FRA Maranello SRP Factory Team			Smr.202 Haanen,Kris NLD SP Motorsport			Smr.224 Kirkby,Jesse DEU Maranello SRP Factory Team			Smr.218 Julius-Bernhart,Jannik DEU Dörr Motorsport		
	theoretisch mögliche Bestzeit	Ziel	Sektion 3	theoretisch mögliche Bestzeit	Ziel	Sektion 3	theoretisch mögliche Bestzeit	Ziel	Sektion 3	theoretisch mögliche Bestzeit	Ziel	Sektion 3	theoretisch mögliche Bestzeit	Ziel	Sektion 3
best	0:47,651	0:20,475	0:13,840	0:47,554	0:20,413	0:13,796	0:47,337	0:20,313	0:13,219	0:47,751	0:20,485	0:13,950	0:47,528	0:20,375	0:13,815
Runde 1	0:54,773	0:25,303	0:15,707	0:53,710	0:25,093	0:14,891	0:59,311	0:30,934	0:14,745	0:52,288	0:24,196	0:13,632	0:55,085	0:24,581	0:16,189
Runde 2	0:50,565	0:21,026	0:14,364	0:50,896	0:21,064	0:14,267	0:51,495	0:21,368	0:14,894	0:51,310	0:21,214	0:15,233	0:52,154	0:22,101	0:14,538
Runde 3	0:48,794	0:21,100	0:14,178	0:48,744	0:21,014	0:14,197	0:49,964	0:21,480	0:14,617	0:48,766	0:21,090	0:13,867	0:49,724	0:21,673	0:14,410
Runde 4	0:48,171	0:20,735	0:14,013	0:48,563	0:20,739	0:14,453	0:48,247	0:21,004	0:13,890	0:48,313	0:20,761	0:13,353	0:47,946	0:20,719	0:13,874
Runde 5	0:48,681	0:21,094	0:14,122	0:48,315	0:20,613	0:13,890	0:48,073	0:20,406	0:14,269	0:47,986	0:20,671	0:13,398	0:48,118	0:20,736	0:13,918
Runde 6	0:47,917	0:20,595	0:13,895	0:47,916	0:20,626	0:13,863	0:47,514	0:20,396	0:13,806	0:47,891	0:20,577	0:13,457	0:48,118	0:20,552	0:13,849
Runde 7	0:47,837	0:20,571	0:13,866	0:47,787	0:20,593	0:13,798	0:47,400	0:20,313	0:13,766	0:48,223	0:20,603	0:13,321	0:47,733	0:20,439	0:13,815
Runde 8	0:47,772	0:20,506	0:13,893	0:47,688	0:20,491	0:13,845	0:47,402	0:20,378	0:13,769	0:47,823	0:20,485	0:13,255	0:47,578	0:20,435	0:13,837
Runde 9	0:47,942	0:20,732	0:13,888	0:47,554	0:20,434	0:13,796	0:47,547	0:20,424	0:13,822	0:47,827	0:20,529	0:13,301	0:47,578	0:20,435	0:13,837
Runde 10	0:47,706	0:20,505	0:13,840	0:47,722	0:20,413	0:13,948	0:47,948	0:20,762	0:13,828	0:47,869	0:20,504	0:13,358	0:47,528	0:20,375	0:13,876
Runde 11	0:47,765	0:20,475	0:13,900	0:47,637	0:20,436	0:13,907	0:47,337	0:20,339	0:13,779	0:47,751	0:20,495	0:13,219	0:48,202	0:20,791	0:13,882
Runde 12	0:47,863	0:20,606	0:13,906	0:47,933	0:20,650	0:13,939	0:48,305	0:21,144	0:13,832	0:48,298	0:20,934	0:13,329	0:47,721	0:20,488	0:13,818
Runde 13	0:47,855	0:20,557	0:13,905	0:48,913	0:21,179	0:13,895	0:47,583	0:20,416	0:13,812	0:47,909	0:20,554	0:13,355	0:48,865	0:21,444	0:14,049
Runde 14	0:47,777	0:20,515	0:13,909	0:47,995	0:20,750	0:13,912	0:47,534	0:20,400	0:13,794	0:48,005	0:20,673	0:13,340	0:48,537	0:21,247	0:13,855
Runde 15	0:47,862	0:20,523	0:13,993	0:48,112	0:20,691	0:14,057	0:47,640	0:20,454	0:13,866	0:48,256	0:20,947	0:13,320	0:47,791	0:20,536	0:13,839
Runde 16	0:48,360	0:20,932	0:14,062	0:48,337	0:21,079	0:13,918	0:47,613	0:20,497	0:13,831	0:47,997	0:20,667	0:13,285	0:47,928	0:20,585	0:13,911
Runde 17	0:48,240	0:20,968	0:13,924	0:48,820	0:21,413	0:14,079	0:47,589	0:20,418	0:13,875	0:47,985	0:20,598	0:13,296	0:48,027	0:20,633	0:13,921
Runde 18	0:47,651	0:20,492	0:13,855	0:47,952	0:20,546	0:14,030	0:47,493	0:20,415	0:13,846	0:47,993	0:20,644	0:13,232	0:47,882	0:20,562	0:13,868
Runde 19	0:47,775	0:20,483	0:13,957	0:47,903	0:20,578	0:13,985	0:48,628	0:20,388	0:13,975	0:48,116	0:20,686	0:14,265	0:47,867	0:20,541	0:13,883
													0:48,089	0:20,618	0:13,942
													0:48,089	0:20,618	0:13,942



R 17 DSKM (KZ2) Race 2

Die schnellsten Zeiten

Ort	Nr. Fahrername	Zeit	Streckenl.	ø Speed
Ziel	202 Haanen, Kris	0:47,337	1315 m	100,0 km/h
Sektion 1	253 Imbourg, Thomas	0:20,277	587 m	104,2 km/h
Sektion 2	225 Vastie, Doniel	0:13,696	315 m	82,8 km/h
Sektion 3	202 Haanen, Kris	0:13,219	413 m	112,5 km/h

	Snmr.277 Ried,Lenny DEU Lanari Racing Team			Snmr.211 Rehm,Maxim DEU Rehm Racing			Snmr.217 Guust,Specken NLD CRG Holland VAR			Snmr.220 Meijer,Nigel NLD Paauper Kart Racing Jacco Paauwe			Snmr.264 Scherbinkas,Lukas DEU NSL Racing		
	theoretisch mögliche Bestzeit	Ziel	Sektion 3	theoretisch mögliche Bestzeit	Ziel	Sektion 3	theoretisch mögliche Bestzeit	Ziel	Sektion 3	theoretisch mögliche Bestzeit	Ziel	Sektion 3	theoretisch mögliche Bestzeit	Ziel	Sektion 3
best	0:47,562	0:20,457	0:13,760	0:47,708	0:20,487	0:13,783	0:47,745	0:20,512	0:13,790	0:47,919	0:20,509	0:13,880	0:48,033	0:20,607	0:13,841
Runde 1	0:56,006	0:25,021	0:16,246	0:54,317	0:25,009	0:15,498	0:53,096	0:24,101	0:15,288	0:55,865	0:25,189	0:16,162	0:56,380	0:26,051	0:15,859
Runde 2	0:51,736	0:22,052	0:14,408	0:50,526	0:21,201	0:14,197	0:54,128	0:21,029	0:14,197	0:52,966	0:22,322	0:14,716	0:53,087	0:22,007	0:14,830
Runde 3	0:49,081	0:21,289	0:14,161	0:50,928	0:22,784	0:14,391	0:49,960	0:22,066	0:14,199	0:50,927	0:21,651	0:14,666	0:50,072	0:21,293	0:14,509
Runde 4	0:48,275	0:20,866	0:13,935	0:48,489	0:20,845	0:14,064	0:48,268	0:20,836	0:13,907	0:48,653	0:21,081	0:14,072	0:49,173	0:21,423	0:14,078
Runde 5	0:48,198	0:20,780	0:13,888	0:47,974	0:20,629	0:13,883	0:48,636	0:21,269	0:13,916	0:48,491	0:20,890	0:14,042	0:48,494	0:20,759	0:13,986
Runde 6	0:48,030	0:20,745	0:13,838	0:47,714	0:20,487	0:13,783	0:47,889	0:20,602	0:13,832	0:48,355	0:20,888	0:13,994	0:48,498	0:20,879	0:14,045
Runde 7	0:47,817	0:20,566	0:13,765	0:48,344	0:20,976	0:13,870	0:47,811	0:20,566	0:13,801	0:48,229	0:20,745	0:13,919	0:48,595	0:21,076	0:13,928
Runde 8	0:47,855	0:20,635	0:13,772	0:47,870	0:20,541	0:13,789	0:47,841	0:20,620	0:13,790	0:48,087	0:20,625	0:14,013	0:48,293	0:20,790	0:13,911
Runde 9	0:47,741	0:20,457	0:13,820	0:47,852	0:20,519	0:13,855	0:48,071	0:20,782	0:13,844	0:48,130	0:20,706	0:13,910	0:48,162	0:20,644	0:13,920
Runde 10	0:49,357	0:22,083	0:13,906	0:47,872	0:20,579	0:13,846	0:48,382	0:20,919	0:14,019	0:48,217	0:20,757	0:13,946	0:48,391	0:20,866	0:13,946
Runde 11	0:47,562	0:20,475	0:13,760	0:47,763	0:20,550	0:13,794	0:47,745	0:20,512	0:13,803	0:47,919	0:20,551	0:13,880	0:48,033	0:20,607	0:13,894
Runde 12	0:48,127	0:20,757	0:14,071	0:47,708	0:20,525	0:13,790	0:48,280	0:20,601	0:14,246	0:48,029	0:20,577	0:13,984	0:48,166	0:20,728	0:13,872
Runde 13	0:49,626	0:22,116	0:14,170	0:47,877	0:20,582	0:13,861	0:48,923	0:21,400	0:14,044	0:48,134	0:20,679	0:13,927	0:48,099	0:20,704	0:13,879
Runde 14	0:48,246	0:20,937	0:13,888	0:47,777	0:20,539	0:13,813	0:48,521	0:21,119	0:13,957	0:48,006	0:20,635	0:13,886	0:48,075	0:20,671	0:13,872
Runde 15	0:47,786	0:20,534	0:13,801	0:47,895	0:20,603	0:13,856	0:47,957	0:20,653	0:13,851	0:48,089	0:20,641	0:13,937	0:48,198	0:20,689	0:13,907
Runde 16	0:47,852	0:20,651	0:13,817	0:48,130	0:20,659	0:13,998	0:48,284	0:20,851	0:14,006	0:47,962	0:20,604	0:13,909	0:48,133	0:20,722	0:13,860
Runde 17	0:47,748	0:20,536	0:13,816	0:47,937	0:20,668	0:13,875	0:47,953	0:20,679	0:13,888	0:47,981	0:20,539	0:13,951	0:48,149	0:20,738	0:13,841
Runde 18	0:47,929	0:20,665	0:13,892	0:47,756	0:20,508	0:13,871	0:48,045	0:20,655	0:13,939	0:48,150	0:20,721	0:13,961	0:48,317	0:20,853	0:13,892
Runde 19	0:47,797	0:20,579	0:13,779	0:48,808	0:20,504	0:14,060	0:48,360	0:20,660	0:13,989	0:47,992	0:20,509	0:13,938	0:48,166	0:20,727	0:13,896

R 17 DSKM (KZ2) Race 2

Die schnellsten Zeiten			
Ort	Nr. Fahrername	Zeit	Ø Speed
Ziel	202 Haanen, Kris	0:47,337	100,0 km/h
Sektion 1	253 Imbourg, Thomas	0:20,277	104,2 km/h
Sektion 2	225 Vastie, Daniele	0:13,696	82,8 km/h
Sektion 3	202 Haanen, Kris	0:13,219	112,5 km/h

	Stmr.250 Vilans,Edgars LTU			Stmr.213 Tröger,Tim DEU			Stmr.207 Schmitz,Alexander DEU			Stmr.256 Liwinski,David POL			Stmr.219 Rieberer,Paul AUT			
	theoretisch mögliche Bestzeit	Sektion 1	Sektion 2	Sektion 3	theoretisch mögliche Bestzeit	Sektion 1	Sektion 2	Sektion 3	theoretisch mögliche Bestzeit	Sektion 1	Sektion 2	Sektion 3	theoretisch mögliche Bestzeit	Sektion 1	Sektion 2	Sektion 3
best	0:48,174	0:20,612	0:13,848	0:13,537	0:47,659	0:20,419	0:13,840	0:13,302	0:47,629	0:20,402	0:13,837	0:13,368	0:50,061	0:21,084	0:14,212	0:13,661
Runde 1	0:55,711	0:24,627	0:16,338	0:14,746	0:56,343	0:26,266	0:15,817	0:14,260	0:55,590	0:25,220	0:15,984	0:14,386	0:54,451	0:24,895	0:15,895	0:13,661
Runde 2	0:52,136	0:21,869	0:14,759	0:15,508	0:52,545	0:22,254	0:14,764	0:15,527	0:52,342	0:21,847	0:14,621	0:15,874	0:56,359	0:21,462	0:14,426	0:14,765
Runde 3	0:50,730	0:21,634	0:15,117	0:13,979	0:50,165	0:21,465	0:14,876	0:13,824	0:49,700	0:21,289	0:14,592	0:13,819	0:51,001	0:22,260	0:14,911	0:13,830
Runde 4	0:49,438	0:21,405	0:14,250	0:13,783	0:48,518	0:21,040	0:14,078	0:13,400	0:48,202	0:20,703	0:14,012	0:13,487	0:48,676	0:20,755	0:14,447	0:13,474
Runde 5	0:48,686	0:20,966	0:13,974	0:13,746	0:47,841	0:20,577	0:13,890	0:13,374	0:47,876	0:20,606	0:13,847	0:13,423				
Runde 6	0:49,014	0:21,317	0:14,009	0:13,688	0:47,892	0:20,553	0:13,871	0:13,468	0:47,798	0:20,493	0:13,846	0:13,459				
Runde 7	0:49,076	0:21,425	0:13,935	0:13,716	0:47,784	0:20,419	0:13,977	0:13,388	0:47,629	0:20,424	0:13,837	0:13,368				
Runde 8	0:48,248	0:20,754	0:13,897	0:13,597	0:47,790	0:20,544	0:13,856	0:13,390	0:48,333	0:20,971	0:13,957	0:13,405				
Runde 9	0:48,177	0:20,709	0:13,848	0:13,620	0:47,941	0:20,475	0:13,989	0:13,477	0:47,738	0:20,402	0:13,859	0:13,477				
Runde 10	0:48,217	0:20,727	0:13,953	0:13,537	0:47,918	0:20,627	0:13,937	0:13,354	0:48,095	0:20,552	0:14,123	0:13,470				
Runde 11	0:48,227	0:20,718	0:13,929	0:13,580	0:47,659	0:20,431	0:13,840	0:13,388	0:47,747	0:20,495	0:13,846	0:13,406				
Runde 12	0:48,302	0:20,815	0:13,897	0:13,590	0:47,761	0:20,498	0:13,910	0:13,353	0:47,840	0:20,546	0:13,917	0:13,377				
Runde 13	0:48,174	0:20,612	0:13,967	0:13,595	0:48,898	0:21,319	0:14,193	0:13,386			0:22,086	0:14,388				
Runde 14	0:48,354	0:20,840	0:13,878	0:13,636	0:48,399	0:21,018	0:14,031	0:13,350								
Runde 15	0:48,310	0:20,784	0:13,890	0:13,636	0:47,835	0:20,627	0:13,906	0:13,302								
Runde 16	0:48,633	0:20,856	0:14,132	0:13,645	0:48,186	0:20,637	0:14,036	0:13,513								
Runde 17	0:48,454	0:20,883	0:13,853	0:13,718	0:47,877	0:20,488	0:13,935	0:13,454								
Runde 18	0:48,728	0:21,089	0:13,915	0:13,724	0:47,873	0:20,523	0:13,914	0:13,436								
Runde 19	0:48,857	0:21,108	0:14,034	0:13,715		0:20,630										



R 17 DSKM (K22) Race 2

Die schnellsten Zeiten

Ort	Nr. Fahrername	Zeit	Streckenl.	ø Speed
Ziel	202 Haanen, Kris	0:47,337	1315 m	100,0 km/h
Sektion 1	253 Imbourg, Thomas	0:20,277	587 m	104,2 km/h
Sektion 2	225 Vastie, Daniel	0:13,696	315 m	82,8 km/h
Sektion 3	202 Haanen, Kris	0:13,219	413 m	112,5 km/h

	Smr.209 Arnold, Felix DEU Maranello SRP Factory Team theoretisch mögliche Bestzeit 0:49,872	Smr.227 Doorn, Coen NLD SP Motorsport theoretisch mögliche Bestzeit 0:49,917	Smr.215 Srel, Daniel DEU Dörr Motorsport theoretisch mögliche Bestzeit 0:50,006	
best	Ziel Sektion 1 Sektion 2 Sektion 3 0:51,822 0:21,642 0:14,542 0:13,688	Ziel Sektion 1 Sektion 2 Sektion 3 0:55,496 0:21,086 0:14,422 0:14,409	Ziel Sektion 1 Sektion 2 Sektion 3 0:54,582 0:21,504 0:14,391 0:14,111	Ziel Sektion 1 Sektion 2 Sektion 3
Runde 1	0:51,822 0:23,592 0:14,542 0:13,688	0:55,496 0:25,033 0:16,054 0:14,409	0:54,582 0:24,443 0:16,028 0:14,111	
Runde 2	0:21,642 0:14,685	0:21,086 0:14,422	0:21,504 0:14,391	

R 13 DSKM (KZ2) Race 1

Strecke / track: 1315m

fastest Lap David TREFILOV at: 0:47,722

started: 30 classified: 30 not classified: 0

Pos	Str. Nr.	Fahrer / Driver	Nation	Bewerber / Sponsor	Nation	Lizenz R-Lizenz	Chassis / Motor / Reifen	Penalty	Points	Runden Laps	Gesamtheit Differenz	Abstand Gap	beste Runde best Lap	in R. in L.	o Geschw. o Speed	
1	225	VASILE, Daniel	ROU	BIREL ART RACING KSW	AUT	93 BK102	Birel Art / TM / VEGA		25	19	15:28,921		0:47,998	11	96,8 km/h	
2	206	PEX, Stan	NLD	SP Motorsport	NLD	31772 47253 005	KR / TM / VEGA		20	19	15:30,328 0:01,407	0:01,407	0:47,933	13	96,7 km/h	
3	254	GERHARDS, Tim	NLD	CPB Sport	FRA	40835 232241-1	Sodikart / TM / VEGA		*	19	15:30,720 0:01,799	0:00,392	0:47,963	14	98,7 km/h	
4	201	PEX, Jorrit	NLD	SP Motorsport	NLD	27382 47253005	KR / TM / VEGA		16	19	15:32,327 0:03,406	0:01,607	0:47,986	12	96,5 km/h	
5	203	TREFILOV, David	DEU	Maranello SRP Factory Team	DEU	16049 16067	Maranello / TM / VEGA		13	19	15:32,673 0:03,752	0:00,346	0:47,722	13	99,2 km/h	
6	210	SCHÄCHER, Lukas	DEU	Haak Motorsport	DEU	28091 16974	KR / TM / VEGA		11	19	15:32,954 0:04,033	0:00,281	0:47,726	14	96,4 km/h	
7	202	HAANEN, Kris	NLD	SP Motorsport	NLD	40241 47253 005	KR / TM / VEGA		10	19	15:33,721 0:04,800	0:00,767	0:47,916	13	96,3 km/h	
8	226	HOLZEM, Sandro	DEU	CPB Sport	FRA	11248 232241-1	Sodikart / TM / VEGA		9	19	15:34,432 0:05,511	0:00,711	0:47,891	13	98,8 km/h	
9	209	ARNOLD, Felix	DEU	Maranello SRP Factory Team	DEU	10465 16067	Maranello / TM / VEGA		8	19	15:34,547 0:05,626	0:00,115	0:47,822	13	99 km/h	
10	208	KINDERVATER, Robert	DEU	BIREL ART RACING KSW ADAC Berlin-Brandenburg e.V.	AUT	ITE1133505 BK 102	Birel Art / TM / VEGA		7	19	15:34,830 0:05,909	0:00,283	0:47,868	13	96,2 km/h	
11	252	SPIRGEL, Matteo	FRA	CPB Sport	FRA	130648 232241-1	Sodikart / TM / VEGA		*	19	15:35,243 0:06,322	0:00,413	0:47,817	14	99 km/h	
12	222	ROUSSEAU, Corentin	FRA	Maranello SRP Factory Team	DEU	123607 16067	Maranello / TM / VEGA		6	19	15:35,475 0:06,554	0:00,232	0:47,778	11	96,2 km/h	
13	224	KIRKBY, Jesse	DEU	Maranello SRP Factory Team	DEU	28280 16067	Maranello / TM / VEGA		*	19	15:35,725 0:06,804	0:00,250	0:48,156	12	96,1 km/h	
14	256	LIWINSKI, David	POL	BIREL ART RACING KSW	AUT	K/E/10012 BK102	Birel Art / TM / VEGA		*	19	15:37,046 0:08,125	0:01,321	0:47,990	13	96 km/h	
15	211	REHM, Maxim	DEU	Rehm Racing	DEU	10561 10578	Birel Art / TM / VEGA	5 sec.	5	19	15:37,113 0:08,192	0:00,067	0:47,793	14	99,1 km/h	
16	212	FRITSCH, Valentino	DEU	Maranello SRP Factory Team	DEU	12819 16067	Maranello / TM / VEGA		4	19	15:37,453 0:08,532	0:00,340	0:48,112	14	95,9 km/h	
17	253	IMBOURG, Thomas	FRA	CPB Sport	FRA	121667 232241-1	Sodikart / TM / VEGA	5 sec.	*	19	15:37,770 0:08,849	0:00,317	0:47,915	13	98,8 km/h	
18	216	CHRISTIAAN, de Kleijn	NLD	CRG Holland VAR	NLD	44092 15521 007	CRG / TM / VEGA		3	19	15:37,860 0:08,939	0:00,090	0:47,859	14	95,9 km/h	
19	219	RIEBERER, Paul	AUT	Dörr Motorsport	DEU	JK2062 16982	KR / IAME / VEGA		2	19	15:38,186 0:09,265	0:00,326	0:48,143	14	98,3 km/h	
20	277	RIED, Lenny	DEU	Lanari Racing Team	DEU	ITE1173160 17166	KR / TM / VEGA		1	19	15:38,520 0:09,599	0:00,334	0:47,944	15	95,8 km/h	
21	218	JULIUS-BERNHART, Jannik	DEU	Dörr Motorsport	DEU	13298 16982	KR / IAME / VEGA		0	19	15:39,011 0:10,090	0:00,491	0:48,146	12	98,3 km/h	
22	227	DOORN, Coen	NLD	SP Motorsport	NLD	40347 47253 005	KR / TM / VEGA	5 sec.	0	19	15:39,302 0:10,381	0:00,291	0:47,921	12	95,8 km/h	
23	215	STELL, Daniel	DEU	Dörr Motorsport	DEU	10858 16982	KR / IAME / VEGA	5 sec.	0	19	15:39,798 0:10,877	0:00,496	0:48,074	12	95,7 km/h	
24	213	TRÖGER, Tim	DEU	Maranello SRP Factory Team	DEU	17622 16067	Maranello / TM / VEGA		0	19	15:40,284 0:11,363	0:00,486	0:47,994	13	98,6 km/h	
25	220	MELKER, Nigel	NLD	Paauwer Kart Racing Jacco Paauwe	NLD	19499 19655006	Birel Art / TM / VEGA		0	19	15:41,652 0:12,731	0:01,368	0:48,191	12	95,5 km/h	
26	217	GUUST, Specken	NLD	CRG Holland VAR	NLD	33443 15521 007	CRG / TM / VEGA	5 sec.	0	19	15:41,777 0:12,856	0:00,125	0:48,009	12	98,2 km/h	
27	207	SCHMITZ, Alexander	DEU	Team Kartstore.de	DEU	14228 16070	Tony Kart / Vortex / VEGA		0	19	15:42,704 0:13,783	0:00,927	0:47,988	10	95,4 km/h	
28	250	VILCANS, Edgars	LTU	RMLatvia	LTU	EV09782LV23 RR09595LV23	Sodikart / TM / VEGA		*	19	15:45,949 0:17,028	0:03,245	0:48,212	12	95,1 km/h	
29	264	SCHERBINSKAS, Lukas	DEU	NSL Racing	LTU	11348 2023 KL/06	Sodikart / TM / VEGA		0	19	15:46,110 0:17,189	0:00,161	0:48,233	10	98,1 km/h	
30	288	NEUMANN, Thomas	DEU	BIREL ART RACING KSW	AUT	25555 BK102	Birel Art / TM / VEGA		*	4	3:32,199	DNF	QualiP:25	0:49,544	3	89,2 km/h

StNr. 227,217,215,211,253 5 sec. penalty Frontfairing

Rennleitung: Camillo Rößiger Racedirektor: Horst Seidel

Sportkommissare: Nikolas Spaderna / Ulrich Bell / Jörg Müller

Techn. Kommissare: H.-J. Dangers / M. Grasshoff / M. Ambrosius / C. Schmidt / D. Pietzko

Zeitnahme: KART-DATA timing service Franz Schieszler / Manuela Hintner

Zeitnahme / timekeeping

Control
Schieszler
Franz Schieszler

freigegeben: 11:05:48



15	264	NSL Racing SCHERBINSKAS Lukas Startposition 29	15	288	BIREL ART RACING KSW NEUMANN Thomas Startposition 30
14	207	Team Kartstore.de SCHMITZ Alexander Startposition 27	14	250	RMLatvia VILCANS Edgars Startposition 28
13	220	Paauwer Kart Racing MELKER Nigel Startposition 25	13	217	CRG Holland GUUST Specken Startposition 26
12	215	Dörr Motorsport STELL Daniel Startposition 23	12	213	Maranello SRP Factory Team TRÖGER Tim Startposition 24
11	218	Dörr Motorsport JULIUS-BERNHART Jannik Startposition 21	11	227	SP Motorsport DOORN Coen Startposition 22
10	219	Dörr Motorsport RIEBERER Paul Startposition 19	10	277	Lanari Racing Team RIED Lenny Startposition 20
9	253	CPB Sport IMBOURG Thomas Startposition 17	9	216	CRG Holland CHRISTIAAN de Kleijn Startposition 18
8	211	Rehm Racing REHM Maxim Startposition 15	8	212	Maranello SRP Factory Team FRITSCH Valentino Startposition 16
7	224	Maranello SRP Factory Team KIRKBY Jesse Startposition 13	7	256	BIREL ART RACING KSW LIWINSKI David Startposition 14
6	252	CPB Sport SPIRGEL Matteo Startposition 11	6	222	Maranello SRP Factory Team ROUSSEAU Corentin Startposition 12
5	209	Maranello SRP Factory Team ARNOLD Felix Startposition 9	5	208	BIREL ART RACING KSW KINDERVATER Robert Startposition 10
4	202	SP Motorsport HAANEN Kris Startposition 7	4	226	CPB Sport HOLZEM Sandro Startposition 8
3	203	Maranello SRP Factory Team TREFILOV David Startposition 5	3	210	Haak Motorsport SCHÄCHER Lukas Startposition 6
2	254	CPB Sport GERHARDS Tim Startposition 3	2	201	SP Motorsport PEX Jorrit Startposition 4
1	225	BIREL ART RACING KSW VASILE Daniel Startposition 1	1	206	SP Motorsport PEX Stan Startposition 2



Starting Grid DSKM

Rennen 17





R 13 DSKM (KZ2) Race 1

Fahrername Driver	Vasile Daniel	Pex Stan	Gerhards Tim	Pex Jorrit	Trefilov David	Schächer Lukas	Haanen Kris	Holzem Sandro	Arnold Felix	Kindervater Robert	Spirigel Matteo	Rousseau Corentin
schnellste Runde in Runde	0:47,998 Rn. 11	0:47,933 Rn. 13	0:47,963 Rn. 14	0:47,986 Rn. 12	0:47,722 Rn. 13	0:47,726 Rn. 14	0:47,916 Rn. 13	0:47,891 Rn. 13	0:47,822 Rn. 13	0:47,868 Rn. 13	0:47,817 Rn. 14	0:47,778 Rn. 11
Speed	98,6 km/h	98,8 km/h	98,7 km/h	98,7 km/h	99,2 km/h	99,2 km/h	98,8 km/h	98,8 km/h	99,0 km/h	98,9 km/h	99,0 km/h	99,1 km/h
Lap 1	0:53,066	0:52,321	0:53,978	0:52,986	0:54,936	0:55,041	0:53,967	0:54,922	0:56,551	0:56,057	0:53,841	0:53,960
Lap 2	0:49,481	0:49,563	0:50,333	0:50,738	0:49,583	0:49,361	0:49,836	0:50,097	0:49,699	0:49,937	0:50,049	0:49,773
Lap 3	0:48,926	0:49,184	0:49,685	0:49,753	0:50,172	0:49,683	0:49,875	0:49,989	0:49,667	0:49,765	0:50,188	0:50,082
Lap 4	0:48,756	0:48,901	0:48,998	0:48,718	0:49,402	0:49,208	0:49,072	0:49,592	0:49,734	0:49,272	0:49,346	0:49,050
Lap 5	0:48,396	0:48,826	0:48,227	0:48,585	0:49,596	0:49,309	0:49,058	0:49,931	0:48,233	0:48,807	0:50,056	0:48,317
Lap 6	0:48,453	0:48,903	0:48,011	0:48,404	0:48,064	0:48,370	0:48,415	0:49,053	0:48,653	0:48,833	0:48,786	0:48,093
Lap 7	0:48,375	0:48,612	0:48,666	0:48,399	0:48,067	0:48,024	0:48,220	0:48,317	0:48,280	0:48,819	0:48,700	0:48,828
Lap 8	0:48,220	0:48,197	0:48,201	0:48,301	0:47,826	0:48,131	0:48,171	0:48,178	0:48,083	0:48,061	0:48,175	0:49,265
Lap 9	0:48,948	0:49,217	0:47,971	0:48,268	0:48,580	0:48,992	0:48,409	0:48,060	0:48,089	0:48,288	0:48,125	0:49,499
Lap 10	0:48,310	0:48,716	0:47,996	0:48,040	0:47,966	0:48,431	0:48,012	0:48,390	0:48,264	0:48,810	0:49,022	0:48,038
Lap 11	0:47,998	0:48,054	0:47,994	0:48,102	0:48,046	0:47,774	0:47,944	0:48,166	0:47,978	0:47,939	0:48,916	0:47,778
Lap 12	0:48,039	0:48,048	0:48,028	0:47,986	0:47,797	0:47,731	0:47,964	0:47,996	0:47,833	0:47,874	0:48,101	0:47,949
Lap 13	0:48,065	0:47,933	0:48,238	0:48,583	0:47,722	0:47,744	0:47,916	0:47,891	0:47,822	0:47,868	0:47,931	0:48,019
Lap 14	0:48,208	0:47,991	0:47,963	0:48,036	0:47,811	0:47,726	0:47,923	0:48,030	0:48,046	0:47,958	0:47,817	0:47,938
Lap 15	0:48,562	0:49,652	0:49,210	0:49,472	0:48,461	0:48,404	0:48,731	0:48,018	0:48,015	0:47,946	0:47,993	0:48,267
Lap 16	0:48,274	0:48,827	0:48,952	0:48,828	0:48,810	0:49,205	0:49,968	0:49,121	0:49,293	0:48,696	0:49,756	0:51,745
Lap 17	0:48,403	0:48,405	0:48,280	0:48,358	0:49,407	0:49,499	0:49,018	0:48,737	0:48,579	0:48,331	0:48,119	0:48,508
Lap 18	0:48,867	0:48,286	0:48,146	0:48,798	0:48,020	0:48,132	0:48,354	0:48,120	0:48,194	0:48,582	0:48,600	0:48,290
Lap 19	0:49,058	0:48,508	0:48,196	0:48,706	0:48,615	0:48,076	0:48,491	0:48,830	0:48,733	0:48,419	0:48,535	0:48,588



R 13 DSKM (KZ2) Race 1

Fahrername Driver	Kirkby Jesse	Liwinski David	Rehm Maxim	Fritsch Valentino	Imbourg Thomas	Christiaan de Kleijn	Rieberer Paul	Ried Lenny	Julius-Bernhart Jannik	Doorn Coen	Stell Daniel	Träger Tim
schnellste Runde in Runde	0:48,156 Rn. 12	0:47,990 Rn. 13	0:47,793 Rn. 14	0:48,112 Rn. 14	0:47,915 Rn. 13	0:47,859 Rn. 14	0:48,143 Rn. 14	0:47,944 Rn. 15	0:48,146 Rn. 12	0:47,921 Rn. 12	0:48,074 Rn. 12	0:47,994 Rn. 13
Speed	98,3 km/h	98,6 km/h	99,1 km/h	98,4 km/h	98,8 km/h	98,9 km/h	98,3 km/h	98,7 km/h	98,3 km/h	98,8 km/h	98,5 km/h	98,6 km/h
Lap 1	0:54,268	0:55,451	0:54,263	0:56,190	0:53,124	0:58,070	0:54,936	0:57,363	0:57,104	0:55,592	0:53,440	0:57,335
Lap 2	0:50,275	0:49,886	0:50,480	0:50,048	0:50,919	0:50,028	0:50,066	0:49,956	0:50,113	0:49,843	0:50,029	0:50,972
Lap 3	0:49,809	0:50,481	0:50,367	0:49,545	0:49,213	0:49,506	0:50,747	0:49,239	0:49,785	0:49,438	0:48,747	0:50,023
Lap 4	0:49,759	0:48,668	0:48,910	0:49,828	0:48,457	0:49,820	0:49,115	0:50,630	0:49,953	0:49,443	0:48,624	0:49,435
Lap 5	0:49,252	0:49,325	0:48,544	0:48,839	0:48,302	0:49,176	0:49,418	0:49,074	0:48,555	0:49,101	0:48,543	0:49,101
Lap 6	0:49,038	0:49,177	0:48,102	0:48,891	0:48,192	0:49,054	0:49,093	0:48,975	0:48,848	0:48,720	0:48,133	0:49,533
Lap 7	0:48,333	0:48,109	0:48,249	0:49,059	0:48,172	0:48,342	0:49,115	0:48,632	0:49,014	0:48,172	0:48,273	0:48,289
Lap 8	0:48,428	0:48,375	0:48,934	0:48,449	0:48,081	0:48,551	0:48,476	0:48,598	0:48,985	0:48,106	0:48,246	0:48,427
Lap 9	0:48,657	0:48,021	0:48,004	0:48,231	0:48,732	0:48,343	0:48,162	0:48,729	0:48,688	0:48,014	0:48,496	0:48,910
Lap 10	0:48,192	0:49,498	0:47,871	0:48,189	0:48,424	0:47,885	0:48,310	0:48,143	0:48,173	0:48,277	0:48,131	0:48,144
Lap 11	0:48,191	0:48,259	0:48,043	0:48,224	0:48,029	0:48,278	0:49,716	0:48,281	0:48,409	0:47,987	0:48,134	0:48,109
Lap 12	0:48,156	0:48,076	0:47,909	0:48,341	0:48,025	0:48,133	0:48,174	0:48,190	0:48,146	0:47,921	0:48,074	0:48,128
Lap 13	0:48,503	0:47,990	0:47,984	0:48,607	0:47,915	0:48,014	0:48,187	0:48,175	0:48,185	0:48,062	0:48,142	0:47,994
Lap 14	0:48,218	0:48,101	0:47,793	0:48,112	0:48,003	0:47,859	0:48,143	0:48,018	0:48,278	0:48,078	0:48,148	0:48,047
Lap 15	0:48,747	0:48,723	0:48,416	0:48,242	0:49,696	0:47,873	0:48,159	0:47,944	0:48,565	0:48,026	0:51,979	0:48,647
Lap 16	0:48,656	0:48,925	0:49,590	0:48,345	0:50,415	0:48,032	0:48,225	0:48,252	0:48,175	0:48,956	0:51,004	0:48,161
Lap 17	0:48,297	0:48,170	0:48,384	0:48,351	0:49,774	0:48,135	0:48,523	0:48,152	0:48,373	0:49,059	0:48,837	0:48,810
Lap 18	0:48,332	0:49,027	0:48,684	0:48,249	0:48,068	0:48,022	0:48,354	0:48,423	0:48,826	0:48,350	0:48,896	0:48,366
Lap 19	0:48,165	0:48,601	0:48,765	0:48,944	0:48,355	0:49,306	0:48,963	0:48,327	0:48,669	0:48,863	0:48,471	0:48,511



R 13 DSKM (KZ2) Race 1

Fahrername Driver	Melker Nigel	Guust Specken	Schmitz Alexander	Vilcans Edgars	Scherbinskas Lukas	Neumann Thomas
schnellste Runde in Runde	0:48,191 Rn. 12	0:48,009 Rn. 12	0:47,988 Rn. 10	0:48,212 Rn. 12	0:48,233 Rn. 10	0:49,544 Rn. 3
Speed	98,2 km/h	98,6 km/h	98,6 km/h	98,2 km/h	98,1 km/h	95,6 km/h
Lap 1	0:56,072	0:55,540	0:57,064	0:57,260	0:55,672	0:56,781
Lap 2	0:50,311	0:49,726	0:49,994	0:50,905	0:50,338	0:50,213
Lap 3	0:50,153	0:50,222	0:49,415	0:50,227	0:49,908	0:49,544
Lap 4	0:50,352	0:50,552	0:51,011	0:49,880	0:51,686	0:50,786
Lap 5	0:48,718	0:48,577	0:49,466	0:49,156	0:49,796	
Lap 6	0:48,760	0:48,615	0:50,355	0:49,259	0:49,455	
Lap 7	0:48,886	0:49,471	0:48,281	0:48,605	0:48,629	
Lap 8	0:48,598	0:48,569	0:48,193	0:48,797	0:48,623	
Lap 9	0:49,379	0:48,105	0:49,350	0:49,050	0:49,197	
Lap 10	0:48,396	0:48,162	0:47,988	0:48,368	0:48,233	
Lap 11	0:48,249	0:48,442	0:48,282	0:48,314	0:48,642	
Lap 12	0:48,191	0:48,009	0:48,036	0:48,212	0:48,415	
Lap 13	0:48,523	0:48,177	0:48,661	0:49,027	0:49,372	
Lap 14	0:48,218	0:48,146	0:48,044	0:48,465	0:48,423	
Lap 15	0:48,886	0:48,218	0:48,126	0:48,815	0:50,329	
Lap 16	0:48,262	0:48,226	0:48,288	0:49,379	0:48,652	
Lap 17	0:49,919	0:48,159	0:48,929	0:49,019	0:48,597	
Lap 18	0:48,621	0:48,596	0:48,430	0:48,689	0:48,784	
Lap 19	0:48,634	0:48,558	0:49,760	0:49,281	0:48,833	

R 13 DSKM (KZ2) Race 1

Ziel		Sektion 1		Sektion 2		Sektion 3	
Fahrername	Zeit	Fahrername	Zeit	Fahrername	Zeit	Fahrername	Zeit
1 203 Trefilov,David	0:47,722	203 Trefilov,David	0:20,413	215 Stell,Daniel	0:13,876	210 Schächer,Lukas	0:13,212
2 210 Schächer,Lukas	0:47,726	216 Christiaan,de Kleijn	0:20,437	211 Rehm,Maxim	0:13,905	203 Trefilov,David	0:13,260
3 222 Rousseau,Corentin	0:47,778	211 Rehm,Maxim	0:20,445	209 Arnold,Felix	0:13,920	209 Arnold,Felix	0:13,262
4 211 Rehm,Maxim	0:47,793	252 Spigel,Matteo	0:20,475	252 Spigel,Matteo	0:13,920	222 Rousseau,Corentin	0:13,269
5 252 Spigel,Matteo	0:47,817	210 Schächer,Lukas	0:20,486	250 Vilcans,Edgars	0:13,925	211 Rehm,Maxim	0:13,284
6 209 Arnold,Felix	0:47,822	254 Gerhards,Tim	0:20,494	224 Kirkby,Jesse	0:13,927	202 Haanen,Kris	0:13,296
7 216 Christiaan,de Kleijn	0:47,859	222 Rousseau,Corentin	0:20,494	254 Gerhards,Tim	0:13,941	208 Kindervater,Robert	0:13,309
8 208 Kindervater,Robert	0:47,868	253 Imbourg,Thomas	0:20,504	210 Schächer,Lukas	0:13,941	226 Holzem,Sandro	0:13,310
9 226 Holzem,Sandro	0:47,891	206 Pex,Stan	0:20,510	203 Trefilov,David	0:13,947	256 Liwinski,David	0:13,317
10 253 Imbourg,Thomas	0:47,915	227 Doorn,Coen	0:20,514	226 Holzem,Sandro	0:13,947	216 Christiaan,de Kleijn	0:13,330
11 202 Haanen,Kris	0:47,916	209 Arnold,Felix	0:20,516	217 Guust,Specken	0:13,947	201 Pex,Jorrit	0:13,331
12 227 Doorn,Coen	0:47,921	208 Kindervater,Robert	0:20,520	222 Rousseau,Corentin	0:13,951	254 Gerhards,Tim	0:13,342
13 206 Pex,Stan	0:47,933	220 Melker,Nigel	0:20,548	277 Ried,Lenny	0:13,952	207 Schmitz,Alexander	0:13,345
14 277 Ried,Lenny	0:47,944	226 Holzem,Sandro	0:20,550	208 Kindervater,Robert	0:13,964	227 Doorn,Coen	0:13,349
15 254 Gerhards,Tim	0:47,963	201 Pex,Jorrit	0:20,555	213 Tröger,Tim	0:13,964	225 Vasile,Daniel	0:13,364
16 201 Pex,Jorrit	0:47,986	202 Haanen,Kris	0:20,556	225 Vasile,Daniel	0:13,965	277 Ried,Lenny	0:13,370
17 207 Schmitz,Alexander	0:47,988	207 Schmitz,Alexander	0:20,576	216 Christiaan,de Kleijn	0:13,969	224 Kirkby,Jesse	0:13,379
18 256 Liwinski,David	0:47,990	277 Ried,Lenny	0:20,583	256 Liwinski,David	0:13,972	252 Spigel,Matteo	0:13,384
19 213 Tröger,Tim	0:47,994	218 Julius-Bernhart,Jannik	0:20,590	253 Imbourg,Thomas	0:13,980	206 Pex,Stan	0:13,388
20 225 Vasile,Daniel	0:47,998	213 Tröger,Tim	0:20,596	207 Schmitz,Alexander	0:13,980	253 Imbourg,Thomas	0:13,400
21 217 Guust,Specken	0:48,009	217 Guust,Specken	0:20,596	202 Haanen,Kris	0:13,986	212 Fritsch,Valentino	0:13,403
22 215 Stell,Daniel	0:48,074	225 Vasile,Daniel	0:20,606	227 Doorn,Coen	0:13,986	218 Julius-Bernhart,Jannik	0:13,410
23 212 Fritsch,Valentino	0:48,112	219 Rieberer,Paul	0:20,609	218 Julius-Bernhart,Jannik	0:13,987	213 Tröger,Tim	0:13,413
24 219 Rieberer,Paul	0:48,143	212 Fritsch,Valentino	0:20,621	219 Rieberer,Paul	0:14,004	215 Stell,Daniel	0:13,418
25 218 Julius-Bernhart,Jannik	0:48,146	215 Stell,Daniel	0:20,639	264 Scherbinskas,Lukas	0:14,011	217 Guust,Specken	0:13,421
26 224 Kirkby,Jesse	0:48,156	256 Liwinski,David	0:20,645	206 Pex,Stan	0:14,014	219 Rieberer,Paul	0:13,425
27 220 Melker,Nigel	0:48,191	224 Kirkby,Jesse	0:20,657	201 Pex,Jorrit	0:14,032	220 Melker,Nigel	0:13,439
28 250 Vilcans,Edgars	0:48,212	264 Scherbinskas,Lukas	0:20,678	220 Melker,Nigel	0:14,063	264 Scherbinskas,Lukas	0:13,503
29 264 Scherbinskas,Lukas	0:48,233	250 Vilcans,Edgars	0:20,720	212 Fritsch,Valentino	0:14,066	250 Vilcans,Edgars	0:13,522
30 288 Neumann,Thomas	0:49,544	288 Neumann,Thomas	0:21,102	288 Neumann,Thomas	0:14,677	288 Neumann,Thomas	0:13,612



R 13 DSKM (KZ2) Race 1

Die schnellsten Zeiten

Ort	Nr. Fahrername	Zeit	Streckenl.	Ø Speed
Ziel	203 Treflow,David	0:47,722	1315 m	99,2 km/h
Sektion 1	203 Treflow,David	0:20,413	587 m	103,5 km/h
Sektion 2	215 Stiel,Daniel	0:13,876	315 m	81,7 km/h
Sektion 3	210 Schächer,Lukas	0:13,212	413 m	112,5 km/h

	Stmr.225 Vasilie,Daniel ROU BIREL ART RACING KSW			Stmr.206 Pex,Stan NLD SP Motorsport			Stmr.254 Gerhards,Tim NLD CPB Sport			Stmr.201 Pex,Jorrit NLD SP Motorsport			Stmr.203 Treflow,David DEU Maranello SRP Factory Team						
	theoretisch mögliche Bestzeit	Ziel	Sektion 3	theoretisch mögliche Bestzeit	Ziel	Sektion 3	theoretisch mögliche Bestzeit	Ziel	Sektion 3	theoretisch mögliche Bestzeit	Ziel	Sektion 3	theoretisch mögliche Bestzeit	Ziel	Sektion 3				
best	0:47,998	0:20,606	0:13,965	0:47,933	0:20,510	0:14,014	0:13,388	0:47,963	0:20,494	0:13,941	0:13,342	0:47,986	0:20,555	0:14,032	0:13,331	0:47,722	0:20,413	0:13,947	0:13,260
Runde 1	0:53,066	0:24,193	0:14,868	0:14,648	0:13,750	0:13,750	0:53,928	0:24,348	0:15,486	0:14,094	0:14,094	0:52,986	0:24,321	0:14,958	0:13,807	0:54,936	0:25,153	0:15,778	0:14,005
Runde 2	0:49,481	0:21,451	0:14,395	0:14,363	0:13,733	0:13,733	0:50,333	0:21,734	0:14,887	0:13,712	0:13,712	0:50,738	0:21,872	0:14,863	0:14,003	0:49,583	0:21,335	0:14,691	0:13,557
Runde 3	0:48,926	0:21,058	0:14,311	0:14,184	0:13,633	0:13,633	0:49,685	0:21,558	0:14,581	0:13,546	0:13,546	0:49,753	0:21,801	0:14,383	0:13,569	0:50,172	0:22,217	0:14,478	0:13,477
Runde 4	0:48,756	0:20,930	0:14,182	0:14,246	0:13,631	0:13,631	0:48,998	0:21,199	0:14,402	0:13,397	0:13,397	0:48,718	0:20,977	0:14,263	0:13,478	0:49,402	0:21,349	0:14,520	0:13,533
Runde 5	0:48,396	0:20,803	0:14,163	0:14,147	0:13,668	0:13,668	0:48,227	0:20,760	0:14,092	0:13,375	0:13,375	0:48,585	0:20,823	0:14,301	0:13,461	0:49,596	0:21,356	0:14,475	0:13,765
Runde 6	0:48,453	0:20,811	0:14,044	0:14,150	0:13,553	0:13,553	0:48,011	0:20,660	0:14,009	0:13,342	0:13,342	0:48,404	0:20,784	0:14,176	0:13,444	0:48,064	0:20,604	0:14,052	0:13,408
Runde 7	0:48,375	0:20,848	0:14,061	0:14,162	0:13,434	0:13,434	0:48,666	0:21,031	0:13,978	0:13,657	0:13,657	0:48,399	0:20,767	0:14,174	0:13,458	0:48,067	0:20,703	0:13,992	0:13,372
Runde 8	0:48,220	0:20,708	0:13,973	0:14,080	0:13,427	0:13,427	0:48,201	0:20,766	0:14,002	0:13,433	0:13,433	0:48,301	0:20,760	0:14,118	0:13,423	0:47,826	0:20,593	0:13,973	0:13,260
Runde 9	0:48,948	0:21,498	0:14,031	0:14,196	0:13,498	0:13,498	0:49,217	0:21,196	0:14,523	0:13,498	0:13,498	0:48,197	0:20,690	0:14,134	0:13,404	0:48,580	0:20,883	0:14,107	0:13,590
Runde 10	0:48,310	0:20,794	0:14,074	0:14,074	0:13,442	0:13,442	0:48,716	0:20,784	0:14,505	0:13,427	0:13,427	0:48,716	0:20,784	0:14,134	0:13,404	0:48,580	0:20,883	0:14,107	0:13,590
Runde 11	0:47,998	0:20,606	0:14,006	0:14,055	0:13,386	0:13,386	0:48,054	0:20,586	0:14,055	0:13,413	0:13,413	0:48,054	0:20,586	0:14,055	0:13,413	0:48,046	0:20,659	0:14,021	0:13,366
Runde 12	0:48,039	0:20,631	0:13,965	0:14,048	0:13,443	0:13,443	0:48,048	0:20,563	0:14,054	0:13,431	0:13,431	0:48,048	0:20,563	0:14,054	0:13,431	0:47,797	0:20,413	0:14,003	0:13,381
Runde 13	0:48,065	0:20,652	0:14,049	0:14,027	0:13,396	0:13,396	0:47,933	0:20,510	0:14,027	0:13,396	0:13,396	0:48,238	0:20,599	0:14,035	0:13,604	0:47,722	0:20,467	0:13,947	0:13,308
Runde 14	0:48,208	0:20,782	0:14,009	0:14,099	0:13,417	0:13,417	0:47,991	0:20,589	0:14,014	0:13,388	0:13,388	0:49,210	0:20,494	0:13,955	0:13,420	0:47,811	0:20,513	0:14,014	0:13,284
Runde 15	0:48,562	0:21,013	0:14,042	0:14,042	0:13,507	0:13,507	0:49,652	0:20,569	0:15,559	0:13,524	0:13,524	0:48,952	0:20,685	0:14,506	0:13,773	0:48,461	0:20,523	0:14,236	0:13,702
Runde 16	0:48,274	0:20,678	0:13,997	0:14,132	0:13,518	0:13,518	0:48,827	0:20,896	0:14,413	0:13,518	0:13,518	0:48,827	0:20,896	0:14,241	0:13,641	0:48,810	0:21,147	0:14,147	0:13,516
Runde 17	0:48,403	0:20,737	0:14,059	0:14,132	0:13,512	0:13,512	0:48,405	0:20,761	0:14,132	0:13,512	0:13,512	0:48,405	0:20,761	0:14,190	0:13,399	0:49,407	0:21,388	0:14,575	0:13,444
Runde 18	0:48,867	0:20,951	0:14,298	0:14,298	0:13,618	0:13,618	0:48,286	0:20,708	0:14,060	0:13,518	0:13,518	0:48,286	0:20,708	0:14,119	0:13,428	0:48,020	0:20,606	0:14,094	0:13,320
Runde 19	0:49,058	0:21,096	0:14,331	0:14,185	0:13,528	0:13,528	0:48,508	0:20,795	0:14,185	0:13,528	0:13,528	0:48,508	0:20,795	0:14,369	0:13,535	0:48,615	0:20,550	0:14,394	0:13,671

R 13 DSKM (KZ2) Race 1

Die schnellsten Zeiten				
Ort	Nr. Fahrername	Zeit	Streckenl.	ø Speed
Ziel	203 Treflow,David	0:47,722	1315 m	99,2 km/h
Sektion 1	203 Treflow,David	0:20,413	587 m	103,5 km/h
Sektion 2	215 Stiel,Daniel	0:13,876	315 m	81,7 km/h
Sektion 3	210 Schächer,Lukas	0:13,212	413 m	112,5 km/h

	Snr.210 Schächer,Lukas DEU Hoak Motorsport		Snr.202 Haanen,Kris NLD SP Motorsport		Snr.226 Holzem,Sandro DEU CPB Sport		Snr.209 Arnold,Felix DEU Maranello SRP Factory Team		Snr.208 Kindervater,Robert DEU BIREL ART RACING KSW ADAC Berlin-Brandenburg e.V.							
	theoretisch mögliche Bestzeit	Ziel	theoretisch mögliche Bestzeit	Ziel	theoretisch mögliche Bestzeit	Ziel	theoretisch mögliche Bestzeit	Ziel	theoretisch mögliche Bestzeit	Ziel						
best	0:47,726	0:20,486	0:13,941	0:13,212	0:47,916	0:13,986	0:13,296	0:47,822	0:20,516	0:13,920	0:13,262	0:47,868	0:20,520	0:13,964	0:13,309	
Runde 1	0:55,041	0:24,653	0:16,344	0:14,044	0:53,967	0:24,559	0:15,401	0:14,007	0:54,922	0:25,614	0:15,379	0:13,929	0:56,057	0:25,161	0:16,906	0:13,990
Runde 2	0:49,361	0:21,396	0:14,462	0:13,503	0:49,836	0:21,402	0:14,840	0:13,594	0:50,097	0:21,564	0:14,947	0:13,586	0:49,937	0:21,565	0:14,607	0:13,765
Runde 3	0:49,683	0:21,775	0:14,511	0:13,397	0:49,875	0:21,847	0:14,560	0:13,468	0:49,989	0:21,760	0:14,685	0:13,594	0:49,765	0:21,144	0:14,716	0:13,905
Runde 4	0:49,208	0:21,229	0:14,468	0:13,511	0:49,072	0:21,186	0:14,472	0:13,414	0:49,592	0:21,618	0:14,448	0:13,526	0:49,272	0:21,475	0:14,249	0:13,548
Runde 5	0:49,309	0:21,429	0:14,449	0:13,431	0:49,058	0:21,401	0:14,230	0:13,427	0:49,931	0:21,531	0:14,448	0:13,952	0:48,807	0:20,866	0:14,321	0:13,620
Runde 6	0:48,370	0:20,800	0:14,082	0:13,488	0:48,415	0:20,823	0:14,163	0:13,429	0:49,053	0:21,368	0:14,269	0:13,416	0:48,833	0:21,101	0:14,203	0:13,529
Runde 7	0:48,024	0:20,721	0:13,988	0:13,315	0:48,220	0:20,751	0:14,077	0:13,392	0:48,317	0:20,811	0:14,097	0:13,409	0:48,819	0:21,284	0:14,077	0:13,458
Runde 8	0:48,131	0:20,777	0:14,053	0:13,301	0:48,171	0:20,638	0:14,237	0:13,296	0:48,178	0:20,732	0:14,077	0:13,369	0:48,061	0:20,629	0:14,024	0:13,408
Runde 9	0:48,992	0:20,917	0:14,103	0:13,972	0:48,409	0:20,963	0:14,077	0:13,369	0:48,060	0:20,645	0:13,990	0:13,425	0:48,288	0:20,811	0:14,109	0:13,368
Runde 10	0:48,431	0:21,092	0:13,988	0:13,351	0:48,012	0:20,650	0:14,015	0:13,347	0:48,390	0:20,830	0:14,238	0:13,322	0:48,810	0:21,278	0:14,195	0:13,337
Runde 11	0:47,774	0:20,497	0:13,975	0:13,302	0:47,944	0:20,594	0:14,003	0:13,347	0:48,166	0:20,782	0:13,966	0:13,418	0:47,939	0:20,567	0:13,998	0:13,374
Runde 12	0:47,731	0:20,578	0:13,941	0:13,212	0:47,964	0:20,556	0:14,024	0:13,384	0:47,996	0:20,624	0:13,970	0:13,402	0:47,874	0:20,545	0:14,007	0:13,322
Runde 13	0:47,744	0:20,486	0:13,941	0:13,317	0:47,916	0:20,589	0:13,986	0:13,341	0:47,891	0:20,573	0:13,963	0:13,355	0:47,868	0:20,520	0:13,964	0:13,384
Runde 14	0:47,726	0:20,501	0:13,944	0:13,281	0:47,923	0:20,538	0:14,036	0:13,329	0:48,030	0:20,722	0:13,947	0:13,361	0:47,958	0:20,582	0:13,993	0:13,383
Runde 15	0:48,404	0:20,572	0:14,260	0:13,572	0:48,731	0:20,849	0:14,216	0:13,666	0:48,018	0:20,550	0:14,054	0:13,414	0:47,946	0:20,521	0:14,049	0:13,376
Runde 16	0:49,205	0:21,441	0:14,391	0:13,373	0:49,968	0:21,451	0:15,025	0:13,492	0:49,121	0:20,566	0:14,770	0:13,785	0:48,696	0:20,570	0:14,560	0:13,566
Runde 17	0:49,499	0:20,990	0:15,053	0:13,456	0:49,018	0:20,695	0:14,892	0:13,431	0:48,737	0:20,820	0:14,462	0:13,455	0:48,331	0:20,701	0:14,155	0:13,475
Runde 18	0:48,132	0:20,744	0:14,039	0:13,349	0:48,354	0:20,896	0:14,134	0:13,324	0:48,120	0:20,731	0:14,079	0:13,310	0:48,582	0:21,033	0:14,209	0:13,340
Runde 19	0:48,076	0:20,588	0:14,107	0:13,381	0:48,491	0:20,818	0:14,309	0:13,364	0:48,830	0:20,610	0:14,476	0:13,744	0:48,419	0:20,945	0:14,165	0:13,309

R 13 DSKM (KZ2) Race 1

Die schnellsten Zeiten

Ort	Nr. Fahrername	Zeit	Streckenl.	Ø Speed
Ziel	203 Trefilow,David	0:47,722	1315 m	99,2 km/h
Sektion 1	203 Trefilow,David	0:20,413	587 m	103,5 km/h
Sektion 2	215 Stiel,Daniel	0:13,876	315 m	81,7 km/h
Sektion 3	210 Schächer,Lukas	0:13,212	413 m	112,5 km/h

	Snr.252 Spigel,Matteo FRA CPB Sport		Snr.222 Rousseau,Corentin FRA Maranello SRP Factory Team		Snr.224 Kirkby,Jesse DEU Maranello SRP Factory Team		Snr.256 Liwinski,David POL BIREI ART RACING KSW		Snr.211 Rehm,Maxim DEU Rehm Racing							
	theoretisch mögliche Bestzeit	Ziel	theoretisch mögliche Bestzeit	Ziel	theoretisch mögliche Bestzeit	Ziel	theoretisch mögliche Bestzeit	Ziel	theoretisch mögliche Bestzeit	Ziel						
best	0:47,817	0:20,475	0:13,920	0:13,384	0:47,778	0:20,494	0:13,951	0:13,269	0:47,990	0:20,645	0:13,972	0:13,317	0:47,793	0:20,445	0:13,905	0:13,284
Runde 1	0:53,841	0:24,472	0:15,178	0:14,191	0:53,960	0:24,441	0:15,456	0:14,063	0:54,263	0:25,030	0:15,110	0:14,123	0:54,263	0:25,030	0:15,110	0:14,123
Runde 2	0:50,049	0:21,715	0:14,593	0:13,741	0:49,773	0:21,422	0:14,725	0:13,626	0:49,886	0:21,387	0:14,861	0:13,638	0:50,480	0:22,222	0:14,686	0:13,572
Runde 3	0:50,188	0:21,953	0:14,427	0:13,808	0:50,082	0:22,129	0:14,497	0:13,456	0:50,481	0:21,781	0:14,721	0:13,979	0:50,367	0:22,048	0:14,624	0:13,695
Runde 4	0:49,346	0:21,425	0:14,398	0:13,523	0:49,050	0:21,227	0:14,336	0:13,487	0:48,668	0:20,997	0:14,240	0:13,431	0:48,910	0:20,988	0:14,483	0:13,439
Runde 5	0:50,056	0:22,142	0:14,340	0:13,574	0:48,317	0:20,767	0:14,142	0:13,408	0:49,325	0:21,393	0:14,365	0:13,567	0:48,544	0:21,149	0:13,982	0:13,413
Runde 6	0:48,786	0:21,033	0:14,172	0:13,581	0:48,093	0:20,549	0:14,129	0:13,380	0:49,177	0:21,350	0:14,155	0:13,672	0:48,102	0:20,548	0:14,048	0:13,506
Runde 7	0:48,700	0:20,993	0:14,155	0:13,552	0:48,828	0:21,327	0:14,121	0:13,380	0:48,109	0:20,693	0:14,042	0:13,374	0:48,249	0:20,715	0:14,161	0:13,373
Runde 8	0:48,175	0:20,631	0:14,034	0:13,510	0:49,265	0:21,503	0:14,400	0:13,362	0:48,375	0:20,795	0:14,131	0:13,449	0:48,934	0:21,279	0:14,193	0:13,462
Runde 9	0:48,125	0:20,613	0:14,043	0:13,469	0:49,499	0:21,585	0:14,197	0:13,717	0:48,021	0:20,645	0:13,996	0:13,380	0:48,004	0:20,663	0:13,905	0:13,436
Runde 10	0:49,022	0:21,419	0:14,128	0:13,475	0:48,038	0:20,631	0:14,015	0:13,992	0:49,498	0:21,756	0:14,269	0:13,473	0:47,871	0:20,580	0:13,905	0:13,386
Runde 11	0:48,916	0:21,459	0:14,018	0:13,439	0:47,778	0:20,494	0:13,997	0:13,287	0:48,259	0:20,882	0:14,005	0:13,372	0:48,043	0:20,655	0:13,932	0:13,456
Runde 12	0:48,101	0:20,626	0:14,037	0:13,438	0:47,949	0:20,615	0:13,968	0:13,366	0:48,076	0:20,697	0:14,032	0:13,347	0:47,909	0:20,559	0:13,916	0:13,434
Runde 13	0:47,931	0:20,585	0:13,920	0:13,426	0:48,019	0:20,799	0:13,951	0:13,269	0:47,990	0:20,690	0:13,972	0:13,328	0:47,984	0:20,636	0:13,914	0:13,434
Runde 14	0:47,817	0:20,475	0:13,953	0:13,389	0:47,938	0:20,571	0:14,007	0:13,360	0:48,101	0:20,740	0:14,044	0:13,317	0:47,793	0:20,445	0:14,064	0:13,284
Runde 15	0:47,993	0:20,560	0:14,023	0:13,410	0:48,267	0:20,568	0:14,230	0:13,469	0:48,723	0:21,300	0:14,059	0:13,364	0:48,416	0:20,610	0:14,368	0:13,438
Runde 16	0:49,756	0:20,491	0:15,128	0:14,137	0:51,745	0:21,285	0:16,130	0:14,330	0:48,925	0:21,193	0:14,147	0:13,585	0:49,590	0:20,848	0:14,725	0:14,017
Runde 17	0:48,119	0:20,537	0:14,118	0:13,464	0:48,508	0:20,867	0:14,206	0:13,435	0:48,170	0:20,651	0:14,108	0:13,411	0:48,384	0:20,793	0:14,134	0:13,457
Runde 18	0:48,600	0:20,933	0:14,270	0:13,397	0:48,290	0:20,769	0:14,194	0:13,327	0:49,027	0:20,766	0:14,173	0:14,088	0:48,684	0:21,143	0:14,078	0:13,463
Runde 19	0:48,555	0:20,873	0:14,278	0:13,384	0:48,588	0:20,793	0:14,439	0:13,356	0:48,601	0:20,992	0:14,073	0:13,536	0:48,765	0:20,936	0:14,276	0:13,553

R 13 DSKM (KZ2) Race 1

Die schnellsten Zeiten			
Ort	Nr. Fahrername	Zeit	Streckenl. ø Speed
Ziel	203 Trefilow,David	0:47,722	1315 m 99,2 km/h
Sektion 1	203 Trefilow,David	0:20,413	587 m 103,5 km/h
Sektion 2	215 Stiel,Daniel	0:13,876	315 m 81,7 km/h
Sektion 3	210 Schächer,Lukas	0:13,212	413 m 112,5 km/h

	Snmr.212 Fritsch,Valentino DEU Maranello SRP Factory Team			Snmr.253 Imbourg,Thomas FRA CPB Sport			Snmr.216 Christiaan,de Kleijn NLD CRG Holland VAR			Snmr.219 Rieberer,Paul AUT Dörr Motorsport			Snmr.277 Ried,Lenny DEU Lanari Racing Team		
	theoretisch mögliche Bestzeit	Ziel	Sektion 3	theoretisch mögliche Bestzeit	Ziel	Sektion 3	theoretisch mögliche Bestzeit	Ziel	Sektion 3	theoretisch mögliche Bestzeit	Ziel	Sektion 3	theoretisch mögliche Bestzeit	Ziel	Sektion 3
best	0:48,112	0:20,621	0:14,066	0:47,915	0:20,504	0:13,980	0:47,859	0:20,437	0:13,969	0:48,143	0:20,609	0:14,004	0:47,944	0:20,583	0:13,952
Runde 1	0:56,190	0:25,171	0:17,040	0:53,124	0:24,294	0:14,945	0:58,070	0:25,552	0:17,663	0:54,936	0:24,755	0:16,299	0:57,363	0:25,398	0:17,652
Runde 2	0:50,048	0:21,661	0:14,724	0:50,919	0:22,064	0:14,807	0:50,028	0:21,594	0:14,535	0:50,066	0:21,556	0:14,883	0:49,956	0:21,427	0:14,690
Runde 3	0:49,545	0:21,236	0:14,647	0:49,213	0:21,354	0:14,310	0:49,506	0:21,374	0:14,485	0:50,747	0:21,906	0:14,663	0:49,239	0:21,330	0:14,308
Runde 4	0:49,828	0:21,829	0:14,451	0:48,457	0:20,799	0:14,141	0:49,820	0:21,040	0:15,319	0:49,115	0:21,202	0:14,377	0:50,630	0:21,796	0:15,282
Runde 5	0:48,839	0:20,981	0:14,372	0:48,302	0:20,721	0:14,062	0:49,176	0:21,200	0:14,449	0:49,418	0:21,066	0:14,418	0:49,074	0:21,000	0:14,407
Runde 6	0:48,891	0:21,205	0:14,283	0:48,192	0:20,622	0:14,079	0:49,054	0:21,085	0:14,419	0:49,093	0:21,331	0:14,235	0:48,975	0:21,090	0:14,209
Runde 7	0:49,059	0:21,381	0:14,210	0:48,172	0:20,632	0:14,070	0:48,342	0:20,742	0:14,172	0:49,115	0:21,421	0:14,163	0:48,632	0:21,018	0:14,041
Runde 8	0:48,449	0:20,856	0:14,138	0:48,081	0:20,610	0:14,026	0:48,551	0:20,906	0:14,223	0:48,476	0:20,769	0:14,173	0:48,598	0:20,926	0:14,129
Runde 9	0:48,231	0:20,681	0:14,084	0:48,732	0:20,626	0:14,689	0:48,343	0:20,917	0:14,013	0:48,162	0:20,706	0:14,017	0:48,729	0:21,143	0:14,102
Runde 10	0:48,189	0:20,651	0:14,096	0:48,424	0:20,736	0:14,207	0:47,885	0:20,583	0:13,969	0:48,310	0:20,711	0:14,154	0:48,143	0:20,711	0:13,993
Runde 11	0:48,224	0:20,711	0:14,081	0:48,029	0:20,525	0:13,999	0:48,278	0:20,809	0:14,075	0:49,716	0:21,657	0:14,582	0:48,281	0:20,757	0:14,015
Runde 12	0:48,341	0:20,728	0:14,092	0:48,025	0:20,529	0:13,980	0:48,133	0:20,710	0:14,048	0:48,174	0:20,609	0:14,106	0:48,190	0:20,696	0:14,062
Runde 13	0:48,607	0:21,053	0:14,140	0:47,915	0:20,504	0:13,986	0:48,014	0:20,639	0:14,009	0:48,187	0:20,675	0:14,068	0:48,175	0:20,714	0:14,041
Runde 14	0:48,112	0:20,621	0:14,066	0:48,003	0:20,564	0:14,019	0:47,859	0:20,437	0:14,092	0:48,143	0:20,691	0:14,004	0:48,018	0:20,583	0:14,065
Runde 15	0:48,242	0:20,728	0:14,077	0:49,696	0:20,663	0:15,472	0:47,873	0:20,504	0:14,022	0:48,159	0:20,639	0:14,083	0:47,944	0:20,591	0:13,952
Runde 16	0:48,345	0:20,820	0:14,121	0:50,415	0:21,193	0:14,788	0:48,032	0:20,626	0:14,059	0:48,225	0:20,690	0:14,110	0:48,252	0:20,690	0:14,084
Runde 17	0:48,351	0:20,699	0:14,217	0:49,774	0:21,340	0:14,939	0:48,135	0:20,603	0:14,105	0:48,523	0:20,849	0:14,199	0:48,152	0:20,714	0:14,016
Runde 18	0:48,249	0:20,632	0:14,135	0:48,068	0:20,551	0:14,117	0:48,022	0:20,613	0:14,063	0:48,354	0:20,736	0:14,116	0:48,423	0:20,660	0:14,108
Runde 19	0:48,944	0:21,279	0:14,230	0:48,355	0:20,604	0:14,200	0:49,306	0:21,561	0:14,320	0:48,963	0:20,969	0:14,479	0:48,327	0:20,751	0:14,111

R 13 DSKM (K22) Race 1

Die schnellsten Zeiten

Ort	Nr. Fahrername	Zeit	Streckenl.	Ø Speed
Ziel	203 Treflow,David	0:47,722	1315 m	99,2 km/h
Sektion 1	203 Treflow,David	0:20,413	587 m	103,5 km/h
Sektion 2	215 Stiel,Daniel	0:13,876	315 m	81,7 km/h
Sektion 3	210 Schächer,Lukas	0:13,212	413 m	112,5 km/h

	Stmr.218 Julius-Bernhart,Jannik DEU Dörr Motorsport		Stmr.227 Doorn,Coen NLD SP Motorsport		Stmr.215 Stiel,Daniel DEU Dörr Motorsport		Stmr.213 Träger,Tim DEU Maranello SRP Factory Team		Stmr.220 Melker,Nigel NLD Pauwer Kart Racing Jaco Pauwe							
	theoretisch mögliche Bestzeit	Ziel	theoretisch mögliche Bestzeit	Ziel	theoretisch mögliche Bestzeit	Ziel	theoretisch mögliche Bestzeit	Ziel	theoretisch mögliche Bestzeit	Ziel						
best	0:48,146	0:20,590	0:13,987	0:13,410	0:47,921	0:13,986	0:13,349	0:47,994	0:20,596	0:13,964	0:13,413	0:48,191	0:20,548	0:14,063	0:13,439	
Runde 1	0:57,104	0:25,949	0:17,119	0:14,036	0:55,592	0:25,225	0:16,349	0:14,018	0:53,440	0:24,332	0:14,884	0:14,224	0:47,335	0:25,406	0:17,625	0:14,304
Runde 2	0:50,113	0:21,985	0:14,580	0:13,648	0:49,843	0:21,281	0:14,964	0:13,598	0:50,029	0:21,901	0:14,384	0:13,744	0:50,972	0:21,409	0:14,564	0:14,999
Runde 3	0:49,785	0:21,399	0:14,741	0:13,645	0:49,438	0:21,400	0:14,452	0:13,586	0:48,747	0:20,977	0:14,178	0:13,592	0:50,023	0:21,811	0:14,413	0:13,799
Runde 4	0:49,953	0:21,569	0:14,785	0:13,599	0:49,443	0:20,972	0:14,424	0:14,047	0:48,624	0:20,901	0:14,153	0:13,570	0:49,435	0:21,360	0:14,577	0:13,498
Runde 5	0:48,555	0:20,830	0:14,254	0:13,471	0:49,101	0:21,117	0:14,315	0:13,669	0:48,543	0:20,915	0:14,106	0:13,522	0:49,101	0:21,231	0:14,334	0:13,536
Runde 6	0:48,848	0:21,082	0:14,269	0:13,497	0:48,720	0:21,118	0:14,151	0:13,451	0:48,133	0:20,724	0:13,991	0:13,418	0:49,533	0:21,157	0:14,557	0:13,819
Runde 7	0:49,014	0:21,203	0:14,295	0:13,516	0:48,172	0:20,708	0:14,077	0:13,387	0:48,273	0:20,796	0:14,031	0:13,446	0:48,289	0:20,757	0:14,119	0:13,413
Runde 8	0:48,985	0:21,363	0:14,206	0:13,416	0:48,106	0:20,671	0:14,056	0:13,379	0:48,246	0:20,861	0:13,895	0:13,490	0:48,427	0:20,807	0:14,078	0:13,542
Runde 9	0:48,688	0:21,171	0:14,062	0:13,455	0:48,014	0:20,588	0:14,052	0:13,374	0:48,496	0:21,042	0:13,910	0:13,544	0:48,910	0:21,405	0:14,002	0:13,503
Runde 10	0:48,173	0:20,737	0:13,987	0:13,449	0:48,277	0:20,857	0:14,032	0:13,388	0:48,131	0:20,748	0:13,896	0:13,487	0:48,144	0:20,688	0:14,012	0:13,444
Runde 11	0:48,409	0:20,744	0:14,144	0:13,521	0:47,987	0:20,597	0:14,005	0:13,385	0:48,134	0:20,710	0:13,905	0:13,519	0:48,109	0:20,639	0:13,983	0:13,487
Runde 12	0:48,146	0:20,691	0:14,030	0:13,425	0:47,921	0:20,514	0:13,986	0:13,421	0:48,074	0:20,677	0:13,876	0:13,521	0:48,128	0:20,596	0:14,059	0:13,473
Runde 13	0:48,185	0:20,701	0:14,074	0:13,410	0:48,062	0:20,564	0:14,064	0:13,434	0:48,142	0:20,690	0:13,919	0:13,533	0:47,994	0:20,599	0:13,964	0:13,431
Runde 14	0:48,278	0:20,786	0:14,032	0:13,460	0:48,078	0:20,683	0:13,999	0:13,396	0:48,148	0:20,721	0:13,884	0:13,543	0:48,047	0:20,606	0:13,998	0:13,443
Runde 15	0:48,565	0:21,064	0:14,053	0:13,448	0:48,026	0:20,617	0:14,021	0:13,388	0:51,979	0:21,509	0:16,666	0:13,804	0:48,647	0:20,837	0:14,361	0:13,449
Runde 16	0:48,175	0:20,590	0:14,094	0:13,491	0:48,956	0:20,735	0:14,805	0:13,416	0:51,004	0:21,819	0:15,422	0:13,763	0:48,161	0:20,676	0:14,067	0:13,418
Runde 17	0:48,373	0:20,680	0:14,203	0:13,490	0:49,059	0:20,666	0:14,995	0:13,398	0:48,837	0:20,639	0:14,680	0:13,518	0:48,810	0:21,198	0:14,079	0:13,533
Runde 18	0:48,826	0:20,732	0:14,162	0:13,932	0:48,350	0:20,789	0:14,212	0:13,349	0:48,896	0:21,330	0:14,118	0:13,448	0:48,366	0:20,732	0:14,078	0:13,556
Runde 19	0:48,669	0:20,972	0:14,154	0:13,543	0:48,863	0:20,671	0:14,461	0:13,731	0:48,471	0:20,905	0:14,075	0:13,491	0:48,511	0:20,924	0:14,108	0:13,479



R 13 DS KM (KZ2) Race 1

Die schnellsten Zeiten				
Ort	Nr. Fahrername	Zeit	Streckenl.	ø Speed
Ziel	203 Treflow,David	0:47,722	1315 m	99,2 km/h
Sektion 1	203 Treflow,David	0:20,413	587 m	103,5 km/h
Sektion 2	215 Stiel,Daniel	0:13,876	315 m	81,7 km/h
Sektion 3	210 Schäfer,Lukas	0:13,212	413 m	112,5 km/h

Stmr.217 Guust,Spekten NLD CRG Holland VAR		Stmr.207 Schmitz,Alexander DEU Team Kartstore.de		Stmr.250 Vilcans,Edgars LTU RMLatvia		Stmr.264 Scherbinskis,Lukas DEU NSL Racing		Stmr.288 Neumann,Thomas DEU BIREL ART RACING KSW								
theoretisch mögliche Bestzeit: 0:47,964		theoretisch mögliche Bestzeit: 0:47,901		theoretisch mögliche Bestzeit: 0:48,167		theoretisch mögliche Bestzeit: 0:48,192		theoretisch mögliche Bestzeit: 0:49,391								
Ziel	Sektion 1	Sektion 2	Sektion 3	Ziel	Sektion 1	Sektion 2	Sektion 3	Ziel	Sektion 1	Sektion 2	Sektion 3					
best	0:48,009	0:20,596	0:13,947	0:13,421	0:47,988	0:20,576	0:13,980	0:13,345	0:48,233	0:20,678	0:14,011	0:13,503	0:49,544	0:21,102	0:14,677	0:13,612
Runde 1	0:55,540	0:24,962	0:16,699	0:13,879	0:57,064	0:25,412	0:17,474	0:14,178	0:57,260	0:25,508	0:17,374	0:14,378	0:56,781	0:25,746	0:17,014	0:14,021
Runde 2	0:49,726	0:21,421	0:14,636	0:13,669	0:49,994	0:21,592	0:14,750	0:13,652	0:50,905	0:22,103	0:14,608	0:14,194	0:50,338	0:21,747	0:14,676	0:13,915
Runde 3	0:50,222	0:21,495	0:14,772	0:13,955	0:49,415	0:21,250	0:14,623	0:13,542	0:50,227	0:21,774	0:14,463	0:13,990	0:49,908	0:21,393	0:14,739	0:13,776
Runde 4	0:50,552	0:22,363	0:14,694	0:13,495	0:51,011	0:22,144	0:15,261	0:13,606	0:49,880	0:21,580	0:14,613	0:13,687	0:51,686	0:23,235	0:14,625	0:13,826
Runde 5	0:48,577	0:20,865	0:14,265	0:13,447	0:49,466	0:21,390	0:14,333	0:13,743	0:49,156	0:21,186	0:14,228	0:13,742	0:49,796	0:21,358	0:14,373	0:14,065
Runde 6	0:48,615	0:20,911	0:14,195	0:13,509	0:50,355	0:22,500	0:14,341	0:13,514	0:49,259	0:21,128	0:14,295	0:13,836	0:49,455	0:21,115	0:14,735	0:13,605
Runde 7	0:49,471	0:21,665	0:14,237	0:13,569	0:48,281	0:20,817	0:14,002	0:13,462	0:48,605	0:20,877	0:14,071	0:13,657	0:48,629	0:20,895	0:14,138	0:13,596
Runde 8	0:48,569	0:21,051	0:14,035	0:13,483	0:48,193	0:20,680	0:14,085	0:13,428	0:48,797	0:21,109	0:14,045	0:13,643	0:48,623	0:20,958	0:14,139	0:13,526
Runde 9	0:48,105	0:20,637	0:14,037	0:13,431	0:49,350	0:21,562	0:14,188	0:13,600	0:49,050	0:21,128	0:14,270	0:13,652	0:49,197	0:21,537	0:14,063	0:13,597
Runde 10	0:48,162	0:20,596	0:14,085	0:13,481	0:47,988	0:20,627	0:14,016	0:13,345	0:48,368	0:20,823	0:13,945	0:13,600	0:48,233	0:20,719	0:14,011	0:13,503
Runde 11	0:48,442	0:21,066	0:13,947	0:13,429	0:48,282	0:20,723	0:14,058	0:13,501	0:48,314	0:20,720	0:13,955	0:13,639	0:48,642	0:20,955	0:14,142	0:13,545
Runde 12	0:48,009	0:20,634	0:13,954	0:13,421	0:48,036	0:20,580	0:13,980	0:13,476	0:48,212	0:20,765	0:13,925	0:13,522	0:48,415	0:20,678	0:14,021	0:13,716
Runde 13	0:48,177	0:20,707	0:13,975	0:13,495	0:48,661	0:21,098	0:14,023	0:13,540	0:49,027	0:21,196	0:14,132	0:13,699	0:49,372	0:21,462	0:14,297	0:13,613
Runde 14	0:48,146	0:20,681	0:13,977	0:13,488	0:48,044	0:20,576	0:13,988	0:13,480	0:48,465	0:20,779	0:14,044	0:13,642	0:48,423	0:20,747	0:14,119	0:13,557
Runde 15	0:48,218	0:20,694	0:14,015	0:13,509	0:48,126	0:20,612	0:14,025	0:13,489	0:48,815	0:21,034	0:14,088	0:13,693	0:50,329	0:22,394	0:14,268	0:13,667
Runde 16	0:48,226	0:20,713	0:14,085	0:13,428	0:48,288	0:20,825	0:14,039	0:13,424	0:49,379	0:21,657	0:14,005	0:13,717	0:48,652	0:20,851	0:14,133	0:13,668
Runde 17	0:48,159	0:20,688	0:14,038	0:13,433	0:48,929	0:21,028	0:14,440	0:13,461	0:49,019	0:21,130	0:14,176	0:13,713	0:48,597	0:20,907	0:14,112	0:13,578
Runde 18	0:48,596	0:20,749	0:14,108	0:13,739	0:48,430	0:20,705	0:14,178	0:13,547	0:48,689	0:20,855	0:14,065	0:13,769	0:48,784	0:21,036	0:14,142	0:13,606
Runde 19	0:48,558	0:20,919	0:14,109	0:13,530	0:49,760	0:21,622	0:14,414	0:13,724	0:49,281	0:21,332	0:14,241	0:13,708	0:48,833	0:20,892	0:14,304	0:13,637

warm up DSKM (K22)

Strecke / track: 1315m

started: 30 classified: 30 not classified: 0

Pos	Str. Nr.	Fahrer Driver	Nation	Bewerber / Sponsor	Nation	Lizenz R-Lizenz	Chassis / Motor / Reifen	Runden Laps	Differenz	Abstand Gap	beste Runde best Lap	in R. in L.	Geschw. n Speed
1	203	TREFILOV, David	DEU	Maranello SRP Factory Team	DEU	16049 16067 40835	Maranello / TM / VEGA	10			0:48,759	10	97,1 km/h
2	254	GERHARDS, Tim	NLD	CPB Sport	FRA	232241-1 33443	Sodikart / TM / VEGA	10	0:00,124	0:00,124	0:48,883	10	96,8 km/h
3	217	GUUST, Specken	NLD	CRG Holland VAR	NLD	15521 007 10858	CRG / TM / VEGA	10	0:00,129	0:00,005	0:48,888	10	96,8 km/h
4	215	STELL, Daniel	DEU	Dörr Motorsport	DEU	16982 40241	KR / IAME / VEGA	9	0:00,171	0:00,042	0:48,930	9	96,8 km/h
5	202	HAANEN, Kris	NLD	SP Motorsport	NLD	47253 005 40347	KR / TM / VEGA	9	0:00,179	0:00,008	0:48,938	9	96,7 km/h
6	227	DOORN, Coen	NLD	SP Motorsport	NLD	47253 005 121667	KR / TM / VEGA	9	0:00,219	0:00,040	0:48,978	9	96,7 km/h
7	253	IMBOURG, Thomas	FRA	CPB Sport	FRA	232241-1 10465	Sodikart / TM / VEGA	9	0:00,219	0:00,000	0:48,978	9	96,7 km/h
8	209	ARNOLD, Felix	DEU	Maranello SRP Factory Team	DEU	16067 28091	Maranello / TM / VEGA	9	0:00,273	0:00,054	0:49,032	9	96,5 km/h
9	210	SCHÄCHER, Lukas	DEU	Haak Motorsport	DEU	16974 123607	KR / TM / VEGA	9	0:00,282	0:00,009	0:49,041	8	96,5 km/h
10	222	ROUSSEAU, Corentin	FRA	Maranello SRP Factory Team	DEU	16067 44092	Maranello / TM / VEGA	9	0:00,295	0:00,013	0:49,054	9	96,5 km/h
11	216	CHRISTIAAN, de Kleijn	NLD	CRG Holland VAR	NLD	15521 007 K/E/10012	CRG / TM / VEGA	9	0:00,323	0:00,028	0:49,082	9	96,5 km/h
12	256	LIWINSKI, David	POL	BIREL ART RACING KSW	AUT	BK102 31772	Birel Art / TM / VEGA	9	0:00,479	0:00,156	0:49,238	9	96,1 km/h
13	206	PEX, Stan	NLD	SP Motorsport	NLD	47253 005 ITE1133505	KR / TM / VEGA	9	0:00,520	0:00,041	0:49,279	9	96,1 km/h
14	208	KINDERVATER, Robert	DEU	BIREL ART RACING KSW ADAC Berlin-Brandenburg e.V.	AUT	BK 102 JK2062	Birel Art / TM / VEGA	9	0:00,553	0:00,033	0:49,312	9	96,0 km/h
15	219	RIEBERER, Paul	AUT	Dörr Motorsport	DEU	16982 13298	KR / IAME / VEGA	7	0:00,577	0:00,024	0:49,336	6	96,0 km/h
16	218	JULIUS-BERNHART, Jannik	DEU	Dörr Motorsport	DEU	16982 17622	KR / IAME / VEGA	9	0:00,594	0:00,017	0:49,353	9	95,9 km/h
17	213	TRÖGER, Tim	DEU	Maranello SRP Factory Team	DEU	16067 28280	Maranello / TM / VEGA	9	0:00,621	0:00,027	0:49,380	9	95,9 km/h
18	224	KIRKBY, Jesse	DEU	Maranello SRP Factory Team	DEU	16067 11348	Maranello / TM / VEGA	9	0:00,623	0:00,002	0:49,382	9	95,9 km/h
19	264	SCHERBINSKAS, Lukas	DEU	NSL Racing	LTU	2023 KL/06 19499	Sodikart / TM / VEGA	10	0:00,681	0:00,058	0:49,440	10	95,8 km/h
20	220	MELKER, Nigel	NLD	Paauwer Kart Racing Jacco Paauwe	NLD	19655006 11248	Birel Art / TM / VEGA	10	0:00,687	0:00,006	0:49,446	9	95,7 km/h
21	226	HOLZEM, Sandro	DEU	CPB Sport	FRA	232241-1 14228	Sodikart / TM / VEGA	9	0:00,708	0:00,021	0:49,467	9	95,7 km/h
22	207	SCHMITZ, Alexander	DEU	Team Kartstore.de	DEU	16070 130648	Tony Kart / Vortex / VEGA	9	0:00,763	0:00,055	0:49,522	7	95,6 km/h
23	252	SPIRGEL, Matteo	FRA	CPB Sport	FRA	232241-1 ITE1173160	Sodikart / TM / VEGA	9	0:00,784	0:00,021	0:49,543	9	95,6 km/h
24	277	RIED, Lenny	DEU	Lanari Racing Team	DEU	17166 12819	KR / TM / VEGA	9	0:00,820	0:00,036	0:49,579	9	95,5 km/h
25	212	FRITSCH, Valentino	DEU	Maranello SRP Factory Team	DEU	16067 93	Maranello / TM / VEGA	8	0:00,843	0:00,023	0:49,602	8	95,4 km/h
26	225	VASILE, Daniel	ROU	BIREL ART RACING KSW	AUT	BK102 27382	Birel Art / TM / VEGA	9	0:01,220	0:00,377	0:49,979	7	94,7 km/h
27	201	PEX, Jorrit	NLD	SP Motorsport	NLD	47253005 EV09782LV23	KR / TM / VEGA	7	0:01,331	0:00,111	0:50,090	7	94,5 km/h
28	250	VILCANS, Edgars	LTU	RMLatvia	LTU	RR09595LV23 25555	Sodikart / TM / VEGA	9	0:01,594	0:00,263	0:50,353	9	94,0 km/h
29	288	NEUMANN, Thomas	DEU	BIREL ART RACING KSW	AUT	BK102 10561	Birel Art / TM / VEGA	4	0:01,816	0:00,222	0:50,575	4	93,6 km/h
30	211	REHM, Maxim	DEU	Rehm Racing	DEU	10578	Birel Art / TM / VEGA	5	0:04,749	0:02,933	0:53,508	5	88,5 km/h

Rennleitung: Camillo Rößiger Racedirektor: Horst Seidel

Sportkommissare: Nikolas Spaderna / Ulrich Bell / Jörg Müller

Techn. Kommissare: H.-J. Dangers / M. Grasshoff / M. Ambrosius / C. Schmidt / D. Pietzko

Zeitnahme: KART-DATA timing service Franz Schieszler / Manuela Hintner



warm up DSKM (K22)

Fahrername Driver	Trefilov David	Gerhards Tim	Guust Specken	Stell Daniel	Haanen Kris	Doorn Coen	Imbourg Thomas	Arnold Felix	Schächer Lukas	Rousseu Corentin	Christiaan de Kleijn	Liwinski David
schnellste Runde in Runde	0:48,759 Rn. 10	0:48,883 Rn. 10	0:48,888 Rn. 10	0:48,930 Rn. 9	0:48,938 Rn. 9	0:48,978 Rn. 9	0:48,978 Rn. 9	0:49,032 Rn. 9	0:49,041 Rn. 8	0:49,054 Rn. 9	0:49,082 Rn. 9	0:49,238 Rn. 9
Speed	97,1 km/h	96,8 km/h	96,8 km/h	96,8 km/h	96,7 km/h	96,7 km/h	96,7 km/h	96,5 km/h	96,5 km/h	96,5 km/h	96,5 km/h	96,1 km/h
Lap 1	1:10,229	1:13,958	1:05,188	1:06,416	1:00,964	0:59,719	1:10,303	1:04,722	0:58,963	1:19,856	1:08,302	1:08,174
Lap 2	1:02,432	0:58,453	1:01,673	0:59,014	0:57,092	0:55,532	1:07,129	1:05,409	0:56,998	1:10,133	1:03,118	1:04,638
Lap 3	0:59,724	0:54,059	0:59,263	0:56,563	0:56,171	0:52,497	0:59,291	0:59,570	0:54,136	1:01,926	0:54,715	0:58,204
Lap 4	0:54,555	0:52,164	0:52,587	0:54,568	0:53,451	0:51,730	0:55,228	0:54,464	0:52,157	0:55,205	0:53,878	0:52,427
Lap 5	0:52,243	0:51,380	0:50,666	0:51,511	0:51,740	0:50,621	0:52,579	0:50,803	0:51,654	0:51,633	0:52,146	0:51,417
Lap 6	0:51,651	0:50,107	0:49,941	0:49,956	0:50,247	0:49,912	0:50,659	0:50,114	0:50,159	0:50,500	0:50,336	0:50,318
Lap 7	0:50,299	0:49,552	0:49,600	0:49,309	0:49,832	0:49,672	0:50,107	0:49,357	0:49,825	0:49,565	0:49,898	0:49,840
Lap 8	0:49,981	0:51,226	0:49,039	0:49,035	0:49,158	0:49,225	0:49,395	0:49,294	0:49,041	0:49,391	0:49,289	0:57,507
Lap 9	0:48,901	0:49,017	0:48,910	0:48,930	0:48,938	0:48,978	0:48,978	0:49,032	0:49,316	0:49,054	0:49,082	0:49,238
Lap 10	0:48,759	0:48,883	0:48,888	0:48,930	0:48,938	0:48,978	0:48,978	0:49,032	0:49,316	0:49,054	0:49,082	0:49,238



warm up DSKM (KZ2)

Fahrername Driver	Pex Stan	Kindervater Robert	Rieberer Paul	Julius-Bernhart Jannik	Tröger Tim	Kirkby Jesse	Scherbinskas Lukas	Melker Nigel	Holzem Sandro	Schmitz Alexander	Spiegel Matteo	Ried Lenny
schnellste Runde in Runde	0:49,279 Rn. 9	0:49,312 Rn. 9	0:49,336 Rn. 6	0:49,353 Rn. 9	0:49,380 Rn. 9	0:49,382 Rn. 9	0:49,440 Rn. 10	0:49,446 Rn. 9	0:49,467 Rn. 9	0:49,522 Rn. 7	0:49,543 Rn. 9	0:49,579 Rn. 9
Speed	96,1 km/h	96,0 km/h	96,0 km/h	95,9 km/h	95,9 km/h	95,9 km/h	95,8 km/h	95,7 km/h	95,7 km/h	95,6 km/h	95,6 km/h	95,5 km/h
Lap 1	0:59,020	1:06,234	1:07,371	1:13,348	1:05,742	1:09,396	1:04,205	1:05,506	1:13,241	1:09,179	1:15,394	1:08,192
Lap 2	0:58,691	1:03,894	1:00,096	1:06,200	1:04,317	1:04,317	0:59,545	1:01,537	1:08,903	1:04,635	1:06,237	1:04,679
Lap 3	0:56,936	0:58,618	0:54,425	1:01,763	0:58,096	1:02,354	0:53,485	0:58,107	1:01,257	0:59,323	1:02,827	0:57,355
Lap 4	0:52,267	0:52,509	2:47,509	0:55,004	0:54,964	0:56,901	0:52,213	0:53,965	0:58,609	0:52,931	0:59,345	0:52,216
Lap 5	0:50,753	0:50,902	0:49,892	0:53,980	0:51,981	0:55,115	0:51,290	0:51,615	0:58,601	0:51,192	0:55,909	0:51,490
Lap 6	0:50,406	0:50,305	0:49,336	0:51,894	0:50,895	0:51,634	0:50,712	0:50,736	0:52,828	0:50,160	0:53,003	0:51,308
Lap 7	0:49,799	0:49,726	0:50,542	0:50,582	0:50,139	0:50,424	0:50,236	0:49,891	0:52,420	0:49,522	0:51,146	0:50,000
Lap 8	0:51,097	0:50,441		0:49,815	0:49,916	0:49,703	0:49,816	0:50,141	0:49,837	0:50,454	0:49,952	0:50,636
Lap 9	0:49,279	0:49,312		0:49,353	0:49,380	0:49,382	0:49,706	0:49,446	0:49,467	0:49,538	0:49,543	0:49,579
Lap 10							0:49,440	0:49,451				



warm up DSKM (KZ2)

Fahrername Driver	Fritsch Valentino	Vasile Daniel	Pex Jorrit	Vilcans Edgars	Neumann Thomas	Rehm Maxim
schnellste Runde in Runde	0:49,602 Rn. 8	0:49,979 Rn. 7	0:50,090 Rn. 7	0:50,353 Rn. 9	0:50,575 Rn. 4	0:53,508 Rn. 5
Speed	95,4 km/h	94,7 km/h	94,5 km/h	94,0 km/h	93,6 km/h	88,5 km/h
Lap 1	1:03,498	1:04,790	0:58,587	1:13,936	0:56,403	1:00,698
Lap 2	0:59,250	0:59,911	0:58,047	0:59,741	0:55,072	0:55,703
Lap 3	0:57,681	0:56,063	0:55,372	0:53,523	0:52,117	0:54,545
Lap 4	0:54,783	0:52,626	0:52,102	0:52,081	0:50,575	0:54,953
Lap 5	0:52,101	0:51,863	0:51,572	0:51,818		0:53,508
Lap 6	0:50,585	0:51,570	0:50,478	0:50,780		
Lap 7	0:49,920	0:49,979	0:50,090	0:51,223		
Lap 8	0:49,602	1:00,948		0:50,880		
Lap 9		0:49,997		0:50,353		
Lap 10						

warm up DSKM (KZ2)

Ziel		Sektion 1		Sektion 2		Sektion 3	
Fahrername	Zeit	Fahrername	Zeit	Fahrername	Zeit	Fahrername	Zeit
1 203 Trefilov,David	0:48,759	227 Doorn,Coen	0:21,077	215 Stell,Daniel	0:14,035	208 Kindervater,Robert	0:13,488
2 254 Gerhards,Tim	0:48,883	217 Guust,Specken	0:21,131	202 Haanen,Kris	0:14,040	216 Christiaan,de Kleijn	0:13,501
3 217 Guust,Specken	0:48,888	203 Trefilov,David	0:21,140	217 Guust,Specken	0:14,066	203 Trefilov,David	0:13,511
4 215 Stell,Daniel	0:48,930	254 Gerhards,Tim	0:21,145	222 Rousseau,Corentin	0:14,084	209 Arnold,Felix	0:13,534
5 202 Haanen,Kris	0:48,938	253 Imbourg,Thomas	0:21,174	203 Trefilov,David	0:14,108	254 Gerhards,Tim	0:13,557
6 227 Doorn,Coen	0:48,978	202 Haanen,Kris	0:21,220	206 Pex,Stan	0:14,142	277 Ried,Lenny	0:13,558
7 253 Imbourg,Thomas	0:48,978	215 Stell,Daniel	0:21,300	210 Schächer,Lukas	0:14,148	202 Haanen,Kris	0:13,559
8 209 Arnold,Felix	0:49,032	210 Schächer,Lukas	0:21,332	254 Gerhards,Tim	0:14,156	210 Schächer,Lukas	0:13,561
9 210 Schächer,Lukas	0:49,041	209 Arnold,Felix	0:21,339	264 Scherbinskas,Lukas	0:14,157	222 Rousseau,Corentin	0:13,578
10 222 Rousseau,Corentin	0:49,054	216 Christiaan,de Kleijn	0:21,342	209 Arnold,Felix	0:14,159	227 Doorn,Coen	0:13,589
11 216 Christiaan,de Kleijn	0:49,082	256 Liwinski,David	0:21,343	218 Julius-Bernhart,Jannik	0:14,175	215 Stell,Daniel	0:13,593
12 256 Liwinski,David	0:49,238	220 Melker,Nigel	0:21,372	213 Träger,Tim	0:14,184	253 Imbourg,Thomas	0:13,600
13 206 Pex,Stan	0:49,279	222 Rousseau,Corentin	0:21,390	208 Kindervater,Robert	0:14,191	256 Liwinski,David	0:13,609
14 208 Kindervater,Robert	0:49,312	224 Kirkby,Jesse	0:21,433	253 Imbourg,Thomas	0:14,204	217 Guust,Specken	0:13,616
15 219 Rieberer,Paul	0:49,336	206 Pex,Stan	0:21,456	219 Rieberer,Paul	0:14,207	219 Rieberer,Paul	0:13,622
16 218 Julius-Bernhart,Jannik	0:49,353	264 Scherbinskas,Lukas	0:21,482	216 Christiaan,de Kleijn	0:14,212	212 Fritsch,Valentino	0:13,634
17 213 Träger,Tim	0:49,380	213 Träger,Tim	0:21,503	225 Vasile,Daniel	0:14,218	207 Schmitz,Alexander	0:13,635
18 224 Kirkby,Jesse	0:49,382	219 Rieberer,Paul	0:21,507	252 Spirgel,Matteo	0:14,239	218 Julius-Bernhart,Jannik	0:13,654
19 264 Scherbinskas,Lukas	0:49,440	226 Holzem,Sandro	0:21,511	227 Doorn,Coen	0:14,250	224 Kirkby,Jesse	0:13,655
20 220 Melker,Nigel	0:49,446	218 Julius-Bernhart,Jannik	0:21,524	226 Holzem,Sandro	0:14,256	220 Melker,Nigel	0:13,673
21 226 Holzem,Sandro	0:49,467	207 Schmitz,Alexander	0:21,533	207 Schmitz,Alexander	0:14,256	225 Vasile,Daniel	0:13,677
22 207 Schmitz,Alexander	0:49,522	212 Fritsch,Valentino	0:21,542	256 Liwinski,David	0:14,260	206 Pex,Stan	0:13,681
23 252 Spirgel,Matteo	0:49,543	225 Vasile,Daniel	0:21,548	224 Kirkby,Jesse	0:14,294	226 Holzem,Sandro	0:13,692
24 277 Ried,Lenny	0:49,579	252 Spirgel,Matteo	0:21,586	220 Melker,Nigel	0:14,294	213 Träger,Tim	0:13,693
25 212 Fritsch,Valentino	0:49,602	208 Kindervater,Robert	0:21,633	277 Ried,Lenny	0:14,317	252 Spirgel,Matteo	0:13,718
26 225 Vasile,Daniel	0:49,979	250 Vilcans,Edgars	0:21,638	250 Vilcans,Edgars	0:14,344	201 Pex,Jorrit	0:13,732
27 201 Pex,Jorrit	0:50,090	277 Ried,Lenny	0:21,704	201 Pex,Jorrit	0:14,356	264 Scherbinskas,Lukas	0:13,801
28 250 Vilcans,Edgars	0:50,353	201 Pex,Jorrit	0:22,002	212 Fritsch,Valentino	0:14,407	288 Neumann,Thomas	0:13,808
29 288 Neumann,Thomas	0:50,575	288 Neumann,Thomas	0:22,257	288 Neumann,Thomas	0:14,510	250 Vilcans,Edgars	0:13,879
30 211 Rehm,Maxim	0:53,508	211 Rehm,Maxim	0:23,420	211 Rehm,Maxim	0:15,330	211 Rehm,Maxim	0:14,758



warm up DSKM (KZZ)

Die schnellsten Zeiten

Ort	Nr. Fahrername	Zeit	Streckenl.	ø Speed
Ziel	203 Trefilov,David	0:48,759	1315 m	97,1 km/h
Sektion 1	227 Doorn,Coen	0:21,077	587 m	100,3 km/h
Sektion 2	215 Stiel,Daniel	0:14,035	315 m	80,8 km/h
Sektion 3	208 Kinderwater,Robert	0:13,488	413 m	110,2 km/h

	Smr.203 Trefilov,David DEU Maranello SRP Factory Team			Smr.254 Gerhards,Tim NLD CPB Sport			Smr.217 Guust,Specken NLD CRG Holland VAR			Smr.215 Stiel,Daniel DEU Dörr Motorsport			Smr.202 Haanen,Kris NLD SP Motorsport			
	theoretisch mögliche Bestzeit	Sektion 2	Sektion 3	theoretisch mögliche Bestzeit	Sektion 1	Sektion 2	Sektion 3	theoretisch mögliche Bestzeit	Sektion 1	Sektion 2	Sektion 3	theoretisch mögliche Bestzeit	Sektion 1	Sektion 2	Sektion 3	
best	0:48,759	0:21,140	0:14,108	0:13,511	0:48,883	0:21,145	0:14,156	0:13,557	0:48,888	0:21,131	0:14,066	0:13,616	0:48,930	0:21,300	0:14,035	0:13,593
Runde 1	1:10,229	0:31,522	0:19,529	0:19,178	1:13,958	0:32,733	0:21,026	0:20,199	1:05,188	0:29,868	0:18,425	0:16,895	1:06,416	0:29,918	0:18,697	0:17,801
Runde 2	1:02,432	0:28,124	0:17,938	0:16,370	0:58,453	0:27,566	0:16,064	0:14,823	1:01,673	0:28,553	0:16,889	0:16,231	0:59,014	0:26,199	0:16,391	0:16,424
Runde 3	0:59,774	0:27,534	0:16,795	0:15,395	0:54,059	0:24,614	0:15,249	0:14,196	0:59,263	0:27,661	0:16,645	0:14,957	0:56,563	0:25,080	0:16,241	0:15,242
Runde 4	0:54,555	0:24,587	0:15,276	0:14,692	0:52,164	0:22,824	0:14,875	0:14,465	0:52,587	0:23,332	0:15,228	0:14,027	0:54,568	0:24,170	0:15,643	0:14,755
Runde 5	0:52,243	0:23,540	0:14,793	0:13,910	0:51,380	0:22,831	0:14,630	0:13,919	0:50,666	0:22,265	0:14,550	0:13,851	0:51,511	0:22,817	0:14,752	0:13,942
Runde 6	0:51,651	0:22,429	0:14,432	0:14,790	0:50,107	0:21,816	0:14,465	0:13,826	0:49,941	0:21,798	0:14,370	0:13,773	0:49,956	0:21,797	0:14,368	0:13,791
Runde 7	0:50,299	0:21,854	0:14,438	0:14,007	0:49,552	0:21,581	0:14,349	0:13,622	0:49,600	0:21,603	0:14,313	0:13,684	0:49,309	0:21,456	0:14,209	0:13,644
Runde 8	0:49,981	0:21,390	0:14,856	0:13,735	0:51,226	0:22,940	0:14,694	0:13,592	0:49,039	0:21,244	0:14,148	0:13,647	0:49,035	0:21,300	0:14,086	0:13,649
Runde 9	0:48,901	0:21,212	0:14,136	0:13,553	0:49,017	0:21,271	0:14,189	0:13,557	0:48,910	0:21,159	0:14,135	0:13,616	0:48,930	0:21,302	0:14,035	0:13,593
Runde 10	0:48,759	0:21,140	0:14,108	0:13,511	0:48,883	0:21,145	0:14,156	0:13,582	0:48,888	0:21,131	0:14,066	0:13,691	0:48,930	0:21,302	0:14,035	0:13,593



warm up DSKM (KZZ)

Die schnellsten Zeiten				
Ort	Nr. Fahrername	Zeit	Streckenl.	ø Speed
Ziel	203 Treflow,David	0:48,759	1315 m	97,1 km/h
Sektion 1	227 Doorn,Coen	0:21,077	587 m	100,3 km/h
Sektion 2	215 Stiel,Daniel	0:14,035	315 m	80,8 km/h
Sektion 3	208 Kinderaner,Robert	0:13,488	413 m	110,2 km/h

	Smr.227 Doorn,Coen NLD SP Motorsport			Smr.253 Imbourg,Thomas FRA CPB Sport			Smr.209 Arnold,Felix DEU Maranello SRP Factory Team			Smr.210 Schätcher,Lukas DEU Haak Motorsport			Smr.222 Rousseau,Corentin FRA Maranello SRP Factory Team					
	theoretisch mögliche Bestzeit	Sektion 2	Sektion 3	theoretisch mögliche Bestzeit	Sektion 1	Sektion 2	theoretisch mögliche Bestzeit	Sektion 1	Sektion 2	Sektion 3	theoretisch mögliche Bestzeit	Sektion 1	Sektion 2	Sektion 3	theoretisch mögliche Bestzeit	Sektion 1	Sektion 2	Sektion 3
best	0:48,978	0:21,077	0:14,250	0:48,978	0:21,174	0:14,204	0:49,032	0:21,339	0:14,159	0:13,534	0:49,041	0:21,332	0:14,148	0:13,561	0:49,054	0:21,390	0:14,084	0:13,578
Runde 1	0:59,719	0:27,484	0:16,448	1:10,303	0:33,206	0:18,137	1:04,722	0:30,213	0:17,876	0:16,633	0:58,963	0:27,378	0:16,029	0:15,556	1:19,856	0:35,665	0:22,093	0:22,098
Runde 2	0:55,582	0:25,464	0:15,556	1:07,129	0:28,763	0:18,289	1:05,409	0:28,131	0:17,115	0:20,163	0:56,998	0:24,782	0:16,032	0:16,184	1:10,133	0:32,089	0:19,308	0:18,736
Runde 3	0:52,497	0:23,255	0:15,191	0:59,291	0:27,416	0:16,191	0:59,570	0:27,863	0:16,337	0:15,370	0:54,136	0:24,336	0:15,058	0:14,742	1:01,926	0:28,089	0:17,376	0:16,461
Runde 4	0:51,730	0:22,787	0:14,946	0:55,228	0:24,746	0:15,584	0:54,464	0:24,500	0:15,250	0:14,714	0:52,157	0:22,939	0:14,709	0:14,509	0:55,205	0:25,214	0:15,346	0:14,645
Runde 5	0:50,621	0:22,100	0:14,636	0:52,579	0:23,056	0:15,115	0:50,803	0:22,471	0:14,526	0:13,806	0:51,654	0:22,599	0:14,974	0:14,081	0:51,633	0:22,882	0:14,830	0:13,921
Runde 6	0:49,912	0:21,782	0:14,469	0:50,659	0:22,248	0:14,496	0:50,114	0:21,994	0:14,438	0:13,682	0:50,159	0:22,012	0:14,372	0:13,775	0:50,500	0:22,159	0:14,520	0:13,821
Runde 7	0:49,672	0:21,449	0:14,394	0:50,107	0:21,996	0:14,411	0:49,357	0:21,591	0:14,207	0:13,559	0:49,825	0:21,866	0:14,259	0:13,700	0:49,565	0:21,651	0:14,298	0:13,616
Runde 8	0:49,225	0:21,386	0:14,250	0:49,395	0:21,476	0:14,251	0:49,294	0:21,346	0:14,380	0:13,568	0:49,041	0:21,332	0:14,148	0:13,561	0:49,391	0:21,585	0:14,228	0:13,578
Runde 9	0:48,978	0:21,077	0:14,251	0:48,978	0:21,174	0:14,204	0:49,032	0:21,339	0:14,159	0:13,534	0:49,316	0:21,414	0:14,281	0:13,621	0:49,054	0:21,390	0:14,084	0:13,580
Runde 10																		



warm up DSKM (KZ2)

Die schnellsten Zeiten			
Ort	Nr. Fahrername	Zeit	Streckenl. ø Speed
Ziel	203 Treflow,David	0:48,759	1315 m 97,1 km/h
Sektion 1	227 Doorn,Coen	0:21,077	587 m 100,3 km/h
Sektion 2	215 Stiel,Daniel	0:14,035	315 m 80,8 km/h
Sektion 3	208 Kindervater,Robert	0:13,488	413 m 110,2 km/h

	Snr.216 Christiaan,de Kleijn NLD CRG Holland VAR			Snr.256 Liwinski,David POL BIREI ART RACING KSW			Snr.206 Pex,Stan NLD SP Motorsport			Snr.208 Kindervater,Robert DEU BIREI ART RACING KSW ADAC Berlin-Brandenburg e.V.			Snr.219 Rieberer,Paul AUT Dörr Motorsport							
	theoretisch mögliche Bestzeit	Ziel	Bestzeit	theoretisch mögliche Bestzeit	Ziel	Bestzeit	theoretisch mögliche Bestzeit	Ziel	Bestzeit	theoretisch mögliche Bestzeit	Ziel	Bestzeit	theoretisch mögliche Bestzeit	Ziel	Bestzeit					
best	0:49,082	0:21,342	0:14,212	0:13,501	0:49,238	0:21,343	0:14,260	0:13,609	0:49,279	0:21,456	0:14,142	0:13,681	0:49,312	0:21,633	0:14,191	0:13,488	0:49,336	0:21,507	0:14,207	0:13,622
Runde 1	1:08,302	0:30,883	0:18,854	0:18,565	1:08,174	0:30,871	0:18,546	0:18,757	0:59,020	0:26,666	0:16,481	0:15,873	1:06,234	0:30,570	0:17,635	0:18,029	1:07,371	0:31,596	0:18,082	0:17,693
Runde 2	1:03,118	0:28,981	0:17,634	0:16,503	1:04,638	0:29,412	0:18,355	0:16,871	0:58,691	0:25,612	0:16,243	0:16,836	1:03,894	0:28,802	0:18,087	0:17,005	1:00,096	0:27,138	0:16,464	0:16,494
Runde 3	0:54,715	0:24,621	0:15,641	0:14,453	0:58,204	0:26,802	0:15,490	0:15,912	0:56,936	0:25,628	0:16,152	0:15,156	0:58,618	0:27,883	0:15,728	0:15,007	0:54,425	0:24,600	0:15,344	0:14,481
Runde 4	0:53,878	0:23,171	0:15,404	0:15,303	0:52,427	0:23,373	0:14,835	0:14,219	0:52,267	0:23,147	0:14,812	0:14,308	0:52,509	0:23,380	0:14,865	0:14,264	2:47,509	2:18,993	0:14,697	0:13,819
Runde 5	0:52,146	0:23,237	0:14,882	0:14,027	0:51,417	0:22,383	0:14,561	0:14,473	0:50,753	0:22,304	0:14,604	0:13,845	0:50,902	0:22,460	0:14,531	0:13,911	0:49,892	0:21,888	0:14,312	0:13,692
Runde 6	0:50,336	0:22,142	0:14,481	0:13,713	0:50,318	0:22,068	0:14,422	0:13,828	0:50,406	0:22,309	0:14,411	0:13,686	0:50,305	0:22,153	0:14,411	0:13,741	0:49,336	0:21,507	0:14,207	0:13,622
Runde 7	0:49,898	0:21,742	0:14,456	0:13,700	0:49,840	0:21,891	0:14,340	0:13,609	0:49,799	0:21,787	0:14,318	0:13,694	0:49,726	0:21,749	0:14,385	0:13,592	0:50,542	0:21,532	0:14,948	0:14,062
Runde 8	0:49,289	0:21,492	0:14,212	0:13,585	0:57,507	0:26,447	0:17,360	0:13,700	0:51,097	0:22,797	0:14,544	0:13,756	0:50,441	0:22,258	0:14,540	0:13,643				
Runde 9	0:49,082	0:21,342	0:14,239	0:13,501	0:49,238	0:21,343	0:14,260	0:13,635	0:49,279	0:21,456	0:14,142	0:13,681	0:49,312	0:21,633	0:14,191	0:13,488				
Runde 10																				

warm up DSKM (KZZ)

Die schnellsten Zeiten			
Ort	Nr. Fahrername	Zeit	Streckenl. ø Speed
Ziel	203 Treflow,David	0:48,759	1315 m 97,1 km/h
Sektion 1	227 Doorn,Coen	0:21,077	587 m 100,3 km/h
Sektion 2	215 Stiel,Daniel	0:14,035	315 m 80,8 km/h
Sektion 3	208 Kinderaner,Robert	0:13,488	413 m 110,2 km/h

	Stmr.218 Julius-Bernhart,Jannik DEU Dörr Motorsport			Stmr.213 Tröger,Tim DEU Maranello SRP Factory Team			Stmr.224 Kirkby,Jesse DEU Maranello SRP Factory Team			Stmr.264 Scherbinskas,Lukas DEU NSL Racing			Stmr.220 Melker,Nigel NLD Paauwer Kart Racing		
	theoretisch mögliche Bestzeit	Ziel	Bestzeit	theoretisch mögliche Bestzeit	Ziel	Bestzeit	theoretisch mögliche Bestzeit	Ziel	Bestzeit	theoretisch mögliche Bestzeit	Ziel	Bestzeit	theoretisch mögliche Bestzeit	Ziel	Bestzeit
best	0:49,353	0:21,524	0:14,175	0:49,380	0:21,503	0:14,184	0:49,382	0:21,433	0:14,294	0:49,440	0:21,482	0:14,157	0:49,446	0:21,372	0:14,294
Runde 1	1:13,348	0:33,079	0:20,490	1:05,742	0:30,542	0:18,530	1:09,396	0:31,243	0:19,226	1:04,205	0:29,520	0:17,484	1:05,506	0:30,477	0:17,921
Runde 2	1:06,200	0:30,065	0:18,059	1:04,317	0:28,065	0:16,957	1:04,317	0:29,642	0:17,091	0:59,545	0:27,885	0:16,606	1:01,537	0:27,867	0:16,924
Runde 3	1:01,763	0:29,096	0:16,150	0:58,096	0:26,223	0:15,851	1:02,354	0:28,212	0:17,386	0:53,485	0:23,795	0:15,213	0:58,107	0:26,284	0:16,043
Runde 4	0:55,004	0:24,738	0:15,491	0:54,964	0:25,078	0:15,221	0:56,901	0:26,223	0:15,936	0:52,213	0:23,179	0:14,808	0:53,965	0:24,117	0:15,316
Runde 5	0:53,980	0:24,148	0:15,352	0:51,981	0:23,118	0:14,830	0:55,115	0:24,578	0:15,742	0:51,290	0:22,520	0:14,521	0:51,615	0:22,757	0:14,774
Runde 6	0:51,894	0:22,953	0:14,936	0:50,895	0:22,302	0:14,813	0:51,634	0:22,974	0:14,698	0:50,712	0:22,287	0:14,433	0:50,736	0:21,996	0:14,653
Runde 7	0:50,582	0:22,065	0:14,485	0:50,139	0:21,912	0:14,401	0:50,424	0:22,079	0:14,510	0:50,236	0:21,893	0:14,361	0:49,891	0:21,732	0:14,316
Runde 8	0:49,815	0:21,791	0:14,294	0:49,916	0:21,755	0:14,396	0:49,703	0:21,667	0:14,313	0:49,816	0:21,663	0:14,334	0:50,141	0:21,811	0:14,450
Runde 9	0:49,353	0:21,524	0:14,175	0:49,380	0:21,503	0:14,184	0:49,382	0:21,433	0:14,294	0:49,706	0:21,691	0:14,178	0:49,446	0:21,479	0:14,294
Runde 10				0:49,380	0:21,503	0:14,184	0:49,382	0:21,433	0:14,294	0:49,440	0:21,482	0:14,157	0:49,451	0:21,372	0:14,345

warm up DSKM (KZZ)

Die schnellsten Zeiten			
Ort	Nr. Fahrername	Zeit	Streckenl. ø Speed
Ziel	203 Treflow,David	0:48,759	1315 m 97,1 km/h
Sektion 1	227 Doorn,Loen	0:21,077	587 m 100,3 km/h
Sektion 2	215 Stiel,Daniel	0:14,035	315 m 80,8 km/h
Sektion 3	208 Kinderaner,Robert	0:13,488	413 m 110,2 km/h

	Snr.226 Holzem,Sandro DEU CPB Sport			Snr.207 Schmitz,Alexander DEU Team Kartstore.de			Snr.252 Spirgel,Matteo FRA CPB Sport			Snr.277 Ried,Lenny DEU Lanari Racing Team			Snr.212 Fritsch,Valentino DEU Maranello SRP Factory Team					
	theoretisch mögliche Bestzeit	Ziel	Bestzeit	theoretisch mögliche Bestzeit	Ziel	Bestzeit	theoretisch mögliche Bestzeit	Ziel	Bestzeit	theoretisch mögliche Bestzeit	Ziel	Bestzeit	theoretisch mögliche Bestzeit	Ziel	Bestzeit			
best	0:49,467	0:21,511	0:14,256	0:49,522	0:21,533	0:14,256	0:49,543	0:21,586	0:14,239	0:13,718	0:49,579	0:21,704	0:14,317	0:13,558	0:49,602	0:21,542	0:14,407	0:13,634
Runde 1	1:13,241	0:32,751	0:20,243	1:09,179	0:31,135	0:18,778	1:15,394	0:34,861	0:20,286	0:20,247	1:08,192	0:30,922	0:18,509	0:18,761	1:03,498	0:29,044	0:17,663	0:16,791
Runde 2	1:08,903	0:30,185	0:18,697	1:04,635	0:28,948	0:18,083	1:06,237	0:30,113	0:17,989	0:18,135	1:04,679	0:28,990	0:18,057	0:17,632	0:59,250	0:26,742	0:16,599	0:15,909
Runde 3	1:01,257	0:27,811	0:16,925	0:59,323	0:26,755	0:15,702	1:02,827	0:28,271	0:17,276	0:17,280	0:57,355	0:26,717	0:15,703	0:14,935	0:57,681	0:25,330	0:16,872	0:15,479
Runde 4	0:58,609	0:26,120	0:16,388	0:52,931	0:23,569	0:15,066	0:59,345	0:26,860	0:16,515	0:15,970	0:52,216	0:23,183	0:14,971	0:14,062	0:54,783	0:24,476	0:15,488	0:14,819
Runde 5	0:58,601	0:25,408	0:15,818	0:51,192	0:22,397	0:14,687	0:55,909	0:24,716	0:15,989	0:15,204	0:51,490	0:22,705	0:14,834	0:13,951	0:52,101	0:23,189	0:14,969	0:13,943
Runde 6	0:52,828	0:23,575	0:15,027	0:50,160	0:21,972	0:14,377	0:53,003	0:23,192	0:15,130	0:14,681	0:51,308	0:23,025	0:14,555	0:13,728	0:50,585	0:22,268	0:14,557	0:13,760
Runde 7	0:52,420	0:23,295	0:15,381	0:49,522	0:21,533	0:14,256	0:51,146	0:22,570	0:14,591	0:13,985	0:50,000	0:21,916	0:14,394	0:13,690	0:49,920	0:21,875	0:14,407	0:13,638
Runde 8	0:49,837	0:21,728	0:14,417	0:50,454	0:22,019	0:14,731	0:49,952	0:21,749	0:14,400	0:13,803	0:50,636	0:22,416	0:14,645	0:13,575	0:49,602	0:21,542	0:14,426	0:13,634
Runde 9	0:49,467	0:21,511	0:14,256	0:49,538	0:21,626	0:14,277	0:49,543	0:21,586	0:14,239	0:13,718	0:49,579	0:21,704	0:14,317	0:13,558				
Runde 10																		

warm up DSKM (K22)

Die schnellsten Zeiten

Ort	Nr. Fahrername	Zeit	Streckenl.	ø Speed
Ziel	203 Treflow,David	0:48,759	1315 m	97,1 km/h
Sektion 1	227 Doorn,Coen	0:21,077	587 m	100,3 km/h
Sektion 2	215 Stiel,Daniel	0:14,035	315 m	80,8 km/h
Sektion 3	208 Kinderwater,Robert	0:13,488	413 m	110,2 km/h

	Smr.225 Vasilie,Daniel ROU BIREL ART RACING KSW	Smr.201 Pex,Jorrit NLD SP Motorsport	Smr.250 Vilcans,Edgars LTU RMLatvia	Smr.288 Neumann,Thomas DEU BIREL ART RACING KSW	Smr.211 Rehm,Maxim DEU Rehm Racing
	theoretisch mögliche Bestzeit 0:49,443	theoretisch mögliche Bestzeit 0:50,090	theoretisch mögliche Bestzeit 0:49,861	theoretisch mögliche Bestzeit 0:50,575	theoretisch mögliche Bestzeit 0:53,508
best	Ziel Sektion 1 Sektion 2 Sektion 3 0:49,979 0:21,548 0:14,218 0:13,677	Ziel Sektion 1 Sektion 2 Sektion 3 0:50,090 0:22,002 0:14,356 0:13,732	Ziel Sektion 1 Sektion 2 Sektion 3 0:50,353 0:21,638 0:14,344 0:13,879	Ziel Sektion 1 Sektion 2 Sektion 3 0:50,575 0:22,257 0:14,510 0:13,808	Ziel Sektion 1 Sektion 2 Sektion 3 0:53,508 0:23,420 0:15,330 0:14,758
Runde 1	1:04,790 0:29,640 0:17,868 0:17,282	0:59,587 0:26,579 0:16,263 0:15,745	1:13,936 0:32,713 0:21,047 0:20,176	0:56,403 0:26,242 0:15,668 0:14,493	1:00,698 0:27,326 0:17,357 0:16,015
Runde 2	0:59,911 0:27,902 0:16,464 0:15,545	0:59,047 0:25,658 0:16,209 0:16,180	0:59,741 0:28,936 0:15,870 0:14,935	0:55,072 0:25,446 0:15,546 0:14,080	0:55,703 0:24,348 0:15,804 0:15,551
Runde 3	0:56,063 0:25,610 0:15,744 0:14,709	0:55,372 0:25,093 0:15,197 0:15,082	0:53,523 0:23,905 0:15,171 0:14,447	0:52,117 0:23,014 0:15,216 0:13,887	0:54,545 0:24,004 0:15,646 0:14,895
Runde 4	0:52,626 0:23,323 0:14,904 0:14,399	0:52,102 0:23,328 0:14,728 0:14,046	0:52,081 0:22,978 0:14,855 0:14,248	0:50,575 0:22,257 0:14,510 0:13,808	0:54,953 0:24,324 0:15,508 0:15,121
Runde 5	0:51,863 0:23,213 0:14,685 0:13,965	0:51,572 0:22,612 0:14,538 0:14,422	0:51,818 0:23,102 0:14,669 0:14,047		0:53,508 0:23,420 0:15,330 0:14,758
Runde 6	0:51,570 0:22,476 0:14,491 0:14,603	0:50,478 0:22,279 0:14,433 0:13,766	0:50,780 0:22,242 0:14,492 0:14,046		
Runde 7	0:49,979 0:22,005 0:14,218 0:13,756	0:50,090 0:22,002 0:14,356 0:13,732	0:51,223 0:22,004 0:14,643 0:14,576		
Runde 8	1:00,948 0:21,548 0:22,797 0:16,603		0:50,880 0:21,638 0:14,457 0:14,785		
Runde 9	0:49,997 0:21,926 0:14,394 0:13,677		0:50,353 0:22,130 0:14,344 0:13,879		
Runde 10					

Ranking Qualifying Heats DSKM (KZ2)

Strecke / track: 1315m

fastest Race Lap from Felix Arnold in Heat 2 / Lap 9 in 0:47,646

Pos	Str. Nr.	Fahrer Driver	Nation	Bewerber / Sponsor	Nation	Lizenz B-Lizenz	Chassis / Motor / Reifen	NAT	Punkte Points	Qual POS	Lauf Heat	Pos	Punkte Points	Rn. Lp	Zeit Time	schnellste Runde fastest Lap	in Runde in Lap
1	215	STELL, Daniel	DEU	Dörr Motorsport	DEU	10858	KR / IAME / VEGA		2	1	2	2	2	11	8:58,387	0:47,843	10
2	206	PEX, Stan	NLD	SP Motorsport	NLD	21775	KR / TM / VEGA		2	7	3	1	0	11	8:58,009	0:47,870	10
3	211	REHM, Maxim	DEU	Rehm Racing	DEU	10561	Birel Art / TM / VEGA		5	5	1	1	0	11	9:04,876	0:48,103	11
4	225	VASILE, Daniel	ROU	BIREL ART RACING KSW	AUT	02	Birel Art / TM / VEGA		7	4	2	3	3	11	8:58,433	0:47,719	9
5	226	HOLZEM, Sandro	DEU	CPB Sport	FRA	11248	Sodikart / TM / VEGA		7	6	1	3	3	11	9:06,063	0:48,081	10
6	253	IMBOURG, Thomas	FRA	CPB Sport	FRA	121467	Sodikart / TM / VEGA		10	9	2	2	2	11	9:05,100	0:47,755	9
7	201	PEX, Jorrit	NLD	SP Motorsport	NLD	27282	KR / TM / VEGA		11	2	2	8	8	11	9:03,346	0:47,947	9
8	252	SPIRGEL, Matteo	FRA	CPB Sport	FRA	120448	Sodikart / TM / VEGA		14	15	1	4	4	11	9:08,369	0:48,237	6
9	222	ROUSSEAU, Corentin	FRA	Maranello SRP Factory Team	DEU	122607	Maranello / TM / VEGA		16	12	3	7	7	11	9:02,761	0:47,929	11
10	218	JULIUS-BERNHART, Jannik	DEU	Dörr Motorsport	DEU	12208	KR / IAME / VEGA		16	24	1	7	7	11	9:09,995	0:48,068	8
11	254	GERHARDS, Tim	NLD	CPB Sport	FRA	40825	Sodikart / TM / VEGA		18	26	2	9	9	11	9:04,510	0:47,831	9
12	227	DOORN, Coen	NLD	SP Motorsport	NLD	40247	KR / TM / VEGA		19	13	1	5	5	11	9:08,695	0:48,213	7
13	203	TREFILOV, David	DEU	Maranello SRP Factory Team	DEU	16040	Maranello / TM / VEGA		20	8	2	7	7	11	9:01,034	0:47,735	10
14	256	LIWINSKI, David	POL	BIREL ART RACING KSW	AUT	16040	Birel Art / TM / VEGA		21	19	3	12	12	11	9:06,192	0:48,104	10
15	219	RIEBERER, Paul	AUT	Dörr Motorsport	DEU	12062	KR / IAME / VEGA		22	18	1	6	6	11	9:09,775	0:48,191	7
16	210	SCHÄCHER, Lukas	DEU	Haak Motorsport	DEU	28001	KR / TM / VEGA		23	10	2	16	16	11	9:12,457	0:48,302	9
17	224	KIRKBY, Jesse	DEU	Maranello SRP Factory Team	DEU	28280	Maranello / TM / VEGA		24	23	2	17	17	11	0:03,667	-	-
18	202	HAANEN, Kris	NLD	SP Motorsport	NLD	40241	KR / TM / VEGA		24	25	3	6	6	11	9:02,545	0:47,837	9
19	264	SCHERBINSKAS, Lukas	DEU	NSL Racing	LTU	11248	Sodikart / TM / VEGA		26	28	1	10	10	11	9:10,850	0:48,088	8
20	220	MELKER, Nigel	NLD	Paauwer Kart Racing Jacco Paauwe	NLD	10400	Birel Art / TM / VEGA		27	27	2	14	14	11	9:06,916	0:48,023	7
21	209	ARNOLD, Felix	DEU	Maranello SRP Factory Team	DEU	10465	Maranello / TM / VEGA		28	3	2	14	14	11	9:11,629	0:47,738	8
22	208	KINDERVATER, Robert	DEU	BIREL ART RACING KSW ADAC Berlin-Brandenburg e.V.	AUT	11133505	Birel Art / TM / VEGA		28	11	3	15	15	11	9:07,806	0:48,281	10
23	217	GUUST, Specken	NLD	CRG Holland VAR	NLD	22442	CRG / TM / VEGA		28	14	1	14	14	11	9:12,413	0:48,344	8
24	212	FRITSCH, Valentino	DEU	Maranello SRP Factory Team	DEU	12810	Maranello / TM / VEGA		28	20	1	16	16	11	9:13,473	0:48,332	6
25	288	NEUMANN, Thomas	DEU	BIREL ART RACING KSW	AUT	25555	Birel Art / TM / VEGA		28	30	2	12	12	11	9:08,902	0:47,646	9
26	207	SCHMITZ, Alexander	DEU	Team Kartstore.de	DEU	14228	Tony Kart / Vortex / VEGA		31	21	1	19	19	11	0:05,446	-	-
27	250	VILCANS, Edgars	LTU	RMLatvia	LTU	150028LV23	Sodikart / TM / VEGA		31	29	3	8	8	11	9:04,877	0:48,258	7
28	213	TRÖGER, Tim	DEU	Maranello SRP Factory Team	DEU	17422	Maranello / TM / VEGA		35	17	1	20	20	11	0:09,889	-	-
29	216	CHRISTIAAN, de Kleijn	NLD	CRG Holland VAR	NLD	44002	CRG / TM / VEGA		36	16	3	8	8	11	9:04,093	0:48,027	11
30	277	RIED, Lenny	DEU	Lanari Racing Team	DEU	11173160	KR / TM / VEGA		40	22	1	9	9	11	9:10,758	0:48,099	7
															3:31,251	0:48,570	4
															9:12,138	0:48,373	8
															9:12,053	0:48,407	9
															9:11,290	0:48,032	8
															0:04,114	-	-
															9:12,548	0:48,314	8
															9:08,230	0:48,363	11
															9:15,801	0:47,865	8
															9:09,195	0:48,191	6
															0:08,926	-	-
															9:10,423	0:48,090	10
															0:04,416	-	-
															2:48,973	0:49,523	3

Rennleitung: Camillo Rößiger Racedirektor: Horst Seidel

Sportkommissare: Nikolas Spaderna / Ulrich Bell / Jörg Müller

Techn. Kommissare: H.-J. Dangers / M. Grasshoff / M. Ambrosius / C.Schmidt / D.Pietzko

Zeitnahme: KART-DATA timing service Franz Schieszler / Manuela Hintner



15	216	CRG Holland CHRISTIAAN de Kleijn Startposition 29	15	277	Lanari Racing Team RIED Lenny Startposition 30
14	250	RMLatvia VILCANS Edgars Startposition 27	14	213	Maranello SRP Factory Team TRÖGER Tim Startposition 28
13	288	BIREL ART RACING KSW NEUMANN Thomas Startposition 25	13	207	Team Kartstore.de SCHMITZ Alexander Startposition 26
12	217	CRG Holland GUUST Specken Startposition 23	12	212	Maranello SRP Factory Team FRITSCH Valentino Startposition 24
11	209	Maranello SRP Factory Team ARNOLD Felix Startposition 21	11	208	BIREL ART RACING KSW KINDERVATER Robert Startposition 22
10	264	NSL Racing SCHERBINSKAS Lukas Startposition 19	10	220	Paauper Kart Racing MELKER Nigel Startposition 20
9	224	Maranello SRP Factory Team KIRKBY Jesse Startposition 17	9	202	SP Motorsport HAANEN Kris Startposition 18
8	219	Dörr Motorsport RIEBERER Paul Startposition 15	8	210	Haak Motorsport SCHÄCHER Lukas Startposition 16
7	203	Maranello SRP Factory Team TREFILOV David Startposition 13	7	256	BIREL ART RACING KSW LIWINSKI David Startposition 14
6	254	CPB Sport GERHARDS Tim Startposition 11	6	227	SP Motorsport DOORN Coen Startposition 12
5	222	Maranello SRP Factory Team ROUSSEAU Corentin Startposition 9	5	218	Dörr Motorsport JULIUS-BERNHART Jannik Startposition 10
4	201	SP Motorsport PEX Jorrit Startposition 7	4	252	CPB Sport SPIRGEL Matteo Startposition 8
3	226	CPB Sport HOLZEM Sandro Startposition 5	3	253	CPB Sport IMBOURG Thomas Startposition 6
2	211	Rehm Racing REHM Maxim Startposition 3	2	225	BIREL ART RACING KSW VASILE Daniel Startposition 4
1	215	Dörr Motorsport STELL Daniel Startposition 1	1	206	SP Motorsport PEX Stan Startposition 2

Starting Grid DSKM

Rennen 13



R 10 DSKM (KZ2) Heat 3 A <> B

Strecke / track: 1315m

fastest Lap Daniel VASILE at: 0:47,747

started: 20 classified: 20 not classified: 0

Pos	Str. Nr.	Fahrer Driver	Nation	Bewerber / Sponsor	Nation	Lizenz R-Lizenz	Chassis / Motor / Reifen	Penalty	Points	Runden Laps	Gesamtheit Differenz	Abstand Gap	beste Runde best Lap	in N. in L.	o Geschw. n Speed
1	215	STELL, Daniel	DEU	Dörr Motorsport	DEU	10858 16982	KR / IAME / VEGA		0	11	8:59,932		0:47,885	10	96,4 km/h 98,9 km/h
2	206	PEX, Stan	NLD	SP Motorsport	NLD	31772 47253 005	KR / TM / VEGA		2	11	9:00,246 0:00,314	0:00,314	0:47,876	10	96,4 km/h 98,9 km/h
3	203	TREFILOV, David	DEU	Maranello SRP Factory Team	DEU	16049 16067	Maranello / TM / VEGA		3	11	9:00,717 0:00,785	0:00,471	0:47,783	8	96,3 km/h 99,1 km/h
4	225	VASILE, Daniel	ROU	BIREL ART RACING KSW	AUT	93 BK102	Birel Art / TM / VEGA		4	11	9:01,224 0:01,292	0:00,507	0:47,747	10	96,2 km/h 99,1 km/h
5	211	REHM, Maxim	DEU	Rehm Racing	DEU	10561 10578	Birel Art / TM / VEGA		5	11	9:02,127 0:02,195	0:00,903	0:47,965	8	96,1 km/h 98,7 km/h
6	210	SCHÄCHER, Lukas	DEU	Haak Motorsport	DEU	28091 16974	KR / TM / VEGA		6	11	9:02,545 0:02,613	0:00,418	0:47,837	9	96 km/h 99 km/h
7	201	PEX, Jorrit	NLD	SP Motorsport	NLD	27382 47253005	KR / TM / VEGA		7	11	9:02,761 0:02,829	0:00,216	0:47,929	11	95,9 km/h 98,8 km/h
8	217	GUUST, Specken	NLD	CRG Holland VAR	NLD	33443 15521 007	CRG / TM / VEGA		8	11	9:04,093 0:04,161	0:01,332	0:48,027	11	95,7 km/h 98,6 km/h
9	208	KINDERVATER, Robert	DEU	BIREL ART RACING KSW ADAC Berlin-Brandenburg e.V.	AUT	ITE1133505 BK 102	Birel Art / TM / VEGA		9	11	9:04,877 0:04,945	0:00,784	0:48,258	7	95,6 km/h 98,1 km/h
10	202	HAANEN, Kris	NLD	SP Motorsport	NLD	40241 47253 005	KR / TM / VEGA		10	11	9:05,362 0:05,430	0:00,485	0:47,996	10	95,5 km/h 98,6 km/h
11	256	LIWINSKI, David	POL	BIREL ART RACING KSW	AUT	K/E/10012 BK102	Birel Art / TM / VEGA		11	11	9:05,715 0:05,783	0:00,353	0:47,918	6	95,4 km/h 98,8 km/h
12	227	DOORN, Coen	NLD	SP Motorsport	NLD	40347 47253 005	KR / TM / VEGA		12	11	9:06,192 0:06,260	0:00,477	0:48,104	10	95,3 km/h 98,4 km/h
13	254	GERHARDS, Tim	NLD	CPB Sport	FRA	40835 232241-1	Sodikart / TM / VEGA		13	11	9:06,223 0:06,291	0:00,031	0:48,057	8	95,3 km/h 98,5 km/h
14	224	KIRKBY, Jesse	DEU	Maranello SRP Factory Team	DEU	28280 16067	Maranello / TM / VEGA		14	11	9:06,916 0:06,984	0:00,693	0:48,023	7	95,2 km/h 98,6 km/h
15	264	SCHERBINSKAS, Lukas	DEU	NSL Racing	LTU	11348 2023 KL/06	Sodikart / TM / VEGA		15	11	9:07,806 0:07,874	0:00,890	0:48,281	10	95,1 km/h 98,1 km/h
16	250	VILCANS, Edgars	LTU	RMLatvia	LTU	EV09782LV23 RR09595LV23	Sodikart / TM / VEGA		16	11	9:08,230 0:08,298	0:00,424	0:48,363	11	95 km/h 97,9 km/h
17	213	TRÖGER, Tim	DEU	Maranello SRP Factory Team	DEU	17622 16067	Maranello / TM / VEGA		17	11	9:09,195 0:09,263	0:00,965	0:48,191	6	94,8 km/h 98,2 km/h
18	216	CHRISTIAAN, de Kleijn	NLD	CRG Holland VAR	NLD	44092 15521 007	CRG / TM / VEGA	5 sec.	18	11	9:10,423 0:10,491	0:01,228	0:48,090	10	94,6 km/h 98,4 km/h
19	212	FRITSCH, Valentino	DEU	Maranello SRP Factory Team	DEU	12819 16067	Maranello / TM / VEGA		19	4	3:31,251 DNF	QualiP:14	0:48,570	4	89,6 km/h 97,5 km/h
20	277	RIED, Lenny	DEU	Lanari Racing Team	DEU	ITE1173160 17166	KR / TM / VEGA		20	3	2:48,973 DNF	QualiP:15	0:49,523	3	84 km/h 95,6 km/h

StNr. 216 5 sec. penalty Frontfairing

Rennleitung: Camillo Rößiger Racedirektor: Horst Seidel

Sportkommissare: Nikolas Spaderna / Ulrich Bell / Jörg Müller

Techn. Kommissare: H.-J. Dangers / M. Grasshoff / M. Ambrosius / C.Schmidt / D.Pietzko

Zeitnahme: KART-DATA timing service Franz Schieszler / Manuela Hintner

Zeitnahme / timekeeping

control Franz Schieszler

freigegeben: 18:08:26



R 10 DSKM (KZ2) Heat 3 A < > B

Fahrername Driver	Stell Daniel	Pex Stan	Trefilov David	Vasile Daniel	Rehm Maxim	Schächer Lukas	Pex Jorrit	Guust Specken	Kindervater Robert	Haanen Kris	Liwinski David	Doorn Coen
schnellste Runde in Runde	0:47,885 Rn. 10	0:47,876 Rn. 10	0:47,783 Rn. 8	0:47,747 Rn. 10	0:47,965 Rn. 8	0:47,837 Rn. 9	0:47,929 Rn. 11	0:48,027 Rn. 11	0:48,258 Rn. 7	0:47,996 Rn. 10	0:47,918 Rn. 6	0:48,104 Rn. 10
Speed	98,9 km/h	98,9 km/h	99,1 km/h	99,1 km/h	98,7 km/h	99,0 km/h	98,8 km/h	98,6 km/h	98,1 km/h	98,6 km/h	98,8 km/h	98,4 km/h
Lap 1	0:52,260	0:52,285	0:52,883	0:52,490	0:52,707	0:52,644	0:52,129	0:52,253	0:52,979	0:52,440	0:54,413	0:53,486
Lap 2	0:49,571	0:49,368	0:49,805	0:50,039	0:49,497	0:50,039	0:50,025	0:50,493	0:49,926	0:49,617	0:50,121	0:49,714
Lap 3	0:48,984	0:48,922	0:48,855	0:49,550	0:49,023	0:48,925	0:49,446	0:49,141	0:49,861	0:48,993	0:49,506	0:48,930
Lap 4	0:48,699	0:48,654	0:48,387	0:48,380	0:48,450	0:48,338	0:48,990	0:48,623	0:48,385	0:48,258	0:49,186	0:48,521
Lap 5	0:48,341	0:48,344	0:48,106	0:48,344	0:48,280	0:48,429	0:48,541	0:48,366	0:48,739	0:48,253	0:48,079	0:49,008
Lap 6	0:48,479	0:48,266	0:48,184	0:48,223	0:48,197	0:48,530	0:48,655	0:48,543	0:48,320	0:48,684	0:47,918	0:48,547
Lap 7	0:48,979	0:48,218	0:49,151	0:48,506	0:49,195	0:48,616	0:48,757	0:48,557	0:48,258	0:49,225	0:49,006	0:48,206
Lap 8	0:47,888	0:48,252	0:47,783	0:48,184	0:47,965	0:48,912	0:48,752	0:48,978	0:48,500	0:48,628	0:48,166	0:48,552
Lap 9	0:47,894	0:48,430	0:48,201	0:48,611	0:49,224	0:47,837	0:48,010	0:48,958	0:49,359	0:49,319	0:48,293	0:50,448
Lap 10	0:47,885	0:47,876	0:47,808	0:47,747	0:48,069	0:48,262	0:48,565	0:48,122	0:48,275	0:47,996	0:48,003	0:48,104
Lap 11	0:47,958	0:48,011	0:47,899	0:47,790	0:48,112	0:47,964	0:47,929	0:48,027	0:48,343	0:48,971	0:48,466	0:48,453



R 10 DSKM (KZ2) Heat 3 A < > B

Fahrername Driver	Gerhards Tim	Kirkby Jesse	Scherbinskas Lukas	Vilcans Edgars	Tröger Tim	Christiaan de Kleijn	Fritsch Valentino	Ried Lenny
schnellste Runde in Runde	0:48,057 Rn. 8	0:48,023 Rn. 7	0:48,281 Rn. 10	0:48,363 Rn. 11	0:48,191 Rn. 6	0:48,090 Rn. 10	0:48,570 Rn. 4	0:49,523 Rn. 3
Speed	98,5 km/h	98,6 km/h	98,1 km/h	97,9 km/h	98,2 km/h	98,4 km/h	97,5 km/h	95,6 km/h
Lap 1	0:53,424	0:53,845	0:54,128	0:53,120	0:52,999	0:54,185	1:00,008	1:04,048
Lap 2	0:49,631	0:50,076	0:50,415	0:50,955	0:49,620	0:49,420	0:49,238	0:50,571
Lap 3	0:49,429	0:49,493	0:49,267	0:49,394	0:51,141	0:49,886	0:48,927	0:49,523
Lap 4	0:49,143	0:49,571	0:49,074	0:49,469	0:49,139	0:49,095	0:48,570	
Lap 5	0:48,244	0:48,845	0:49,035	0:48,615	0:48,282	0:48,295		
Lap 6	0:48,202	0:48,402	0:48,407	0:48,497	0:48,191	0:48,193		
Lap 7	0:48,226	0:48,023	0:48,576	0:48,497	0:49,031	0:48,334		
Lap 8	0:48,057	0:48,162	0:48,439	0:48,482	0:48,379	0:48,118		
Lap 9	0:50,103	0:48,749	0:48,404	0:48,435	0:48,718	0:49,069		
Lap 10	0:48,498	0:48,497	0:48,281	0:48,627	0:48,939	0:48,090		
Lap 11	0:48,221	0:48,369	0:48,704	0:48,363	0:50,492	0:48,372		

R 10 DSKM (K22) Heat 3 A < > B

Die schnellsten Zeiten

Ort	Nr. Fahrername	Zeit	Streckenl.	ø Speed
Ziel	225 Vastile, Daniel	0:47,747	1315 m	99,1 km/h
Sektion 1	206 Pex, Stan	0:20,453	587 m	103,3 km/h
Sektion 2	225 Vastile, Daniel	0:13,848	315 m	81,9 km/h
Sektion 3	203 Trefilov, David	0:13,238	413 m	112,3 km/h

best	Snr.215 Stiel, Daniel DEU Dörr Motorsport		Snr.206 Pex, Stan NLD SP Motorsport		Snr.203 Trefilov, David DEU Maranello SRP Factory Team		Snr.225 Vastile, Daniel ROU BIREL ART RACING KSW		Snr.211 Rehm, Maxim DEU Rehm Racing											
	theoretisch mögliche Bestzeit	Ziel	theoretisch mögliche Bestzeit	Ziel	theoretisch mögliche Bestzeit	Ziel	theoretisch mögliche Bestzeit	Ziel	theoretisch mögliche Bestzeit	Ziel										
Runde 1	0:52,260	0:29,593	0:14,923	0:13,744	0:52,285	0:23,086	0:15,375	0:13,824	0:52,883	0:24,025	0:14,985	0:13,873	0:52,490	0:23,525	0:15,099	0:13,866	0:52,707	0:24,070	0:14,827	0:13,810
Runde 2	0:49,571	0:21,293	0:14,519	0:13,759	0:49,368	0:21,433	0:14,382	0:13,553	0:49,805	0:21,524	0:14,612	0:13,669	0:50,039	0:21,989	0:14,464	0:13,586	0:49,497	0:21,578	0:14,347	0:13,572
Runde 3	0:48,984	0:21,102	0:14,258	0:13,624	0:48,922	0:20,999	0:14,329	0:13,594	0:48,855	0:20,832	0:14,498	0:13,525	0:49,550	0:21,227	0:14,751	0:13,572	0:49,023	0:21,086	0:14,427	0:13,510
Runde 4	0:48,699	0:20,924	0:14,180	0:13,595	0:48,654	0:20,916	0:14,227	0:13,511	0:48,387	0:20,681	0:14,208	0:13,498	0:48,380	0:20,751	0:14,163	0:13,466	0:48,450	0:20,752	0:14,178	0:13,520
Runde 5	0:48,341	0:20,775	0:14,054	0:13,512	0:48,344	0:20,726	0:14,105	0:13,513	0:48,106	0:20,602	0:14,150	0:13,354	0:48,344	0:20,816	0:14,136	0:13,392	0:48,280	0:20,660	0:14,142	0:13,478
Runde 6	0:48,479	0:20,731	0:14,002	0:13,746	0:48,266	0:20,653	0:14,100	0:13,513	0:48,184	0:20,721	0:14,054	0:13,409	0:48,223	0:20,698	0:14,101	0:13,424	0:48,197	0:20,647	0:14,106	0:13,444
Runde 7	0:48,979	0:21,594	0:13,983	0:13,402	0:48,218	0:20,755	0:14,005	0:13,458	0:49,151	0:21,809	0:14,054	0:13,288	0:48,506	0:21,154	0:14,011	0:13,341	0:49,195	0:21,663	0:14,117	0:13,415
Runde 8	0:47,888	0:20,511	0:13,921	0:13,456	0:48,252	0:20,720	0:13,999	0:13,533	0:47,783	0:20,531	0:14,014	0:13,238	0:48,184	0:20,816	0:14,037	0:13,331	0:47,965	0:20,575	0:13,949	0:13,441
Runde 9	0:47,894	0:20,470	0:13,964	0:13,460	0:48,430	0:20,658	0:14,274	0:13,498	0:48,201	0:20,890	0:13,921	0:13,390	0:48,611	0:21,166	0:14,024	0:13,421	0:49,224	0:21,453	0:14,301	0:13,470
Runde 10	0:47,885	0:20,506	0:13,922	0:13,457	0:47,876	0:20,536	0:13,951	0:13,389	0:47,808	0:20,538	0:13,910	0:13,360	0:47,747	0:20,515	0:13,848	0:13,384	0:48,069	0:20,601	0:13,991	0:13,477
Runde 11	0:47,958	0:20,561	0:13,887	0:13,510	0:48,011	0:20,453	0:14,040	0:13,518	0:47,899	0:20,499	0:13,904	0:13,496	0:47,790	0:20,477	0:13,905	0:13,408	0:48,112	0:20,648	0:13,923	0:13,541



R 10 DSKM (K22) Heat 3 A < > B

Die schnellsten Zeiten

Ort	Nr. Fahrername	Zeit	Streckenl.	ø Speed
Ziel	225 Vasilje, Daniel	0:47,747	1315 m	99,1 km/h
Sektion 1	206 Pex, Stan	0:20,453	587 m	103,3 km/h
Sektion 2	225 Vasilje, Daniel	0:13,848	315 m	81,9 km/h
Sektion 3	203 Trefilov, David	0:13,238	413 m	112,3 km/h

	Snr.210 Schächer, Lukas DEU Hoak Motorsport			Snr.201 Pex,Jorrit NLD SP Motorsport			Snr.217 Guust,Specken NLD CRG Holland VAR			Snr.208 Kindervater,Robert DEU BIREL ART RACING KSW ADAC Berlin-Brandenburg e.V.			Snr.202 Haanen,Kris NLD SP Motorsport		
	theoretisch mögliche Bestzeit	Ziel	Sektion 3	theoretisch mögliche Bestzeit	Ziel	Sektion 3	theoretisch mögliche Bestzeit	Ziel	Sektion 3	theoretisch mögliche Bestzeit	Ziel	Sektion 3	theoretisch mögliche Bestzeit	Ziel	Sektion 3
best	0:47,837	0:20,558	0:13,328	0:47,929	0:20,542	0:13,382	0:48,027	0:20,616	0:13,912	0:48,258	0:20,597	0:13,322	0:47,996	0:20,646	0:13,367
Runde 1	0:52,644	0:23,871	0:14,931	0:52,129	0:23,532	0:14,691	0:52,253	0:23,526	0:14,928	0:52,979	0:24,415	0:14,849	0:52,440	0:23,635	0:14,936
Runde 2	0:50,039	0:21,678	0:14,442	0:50,025	0:21,348	0:14,872	0:50,493	0:21,668	0:14,535	0:49,926	0:21,701	0:14,452	0:49,617	0:21,521	0:14,521
Runde 3	0:48,925	0:21,127	0:14,351	0:49,446	0:21,438	0:14,402	0:49,141	0:21,229	0:14,378	0:49,861	0:21,935	0:14,463	0:48,993	0:21,209	0:14,331
Runde 4	0:48,338	0:20,761	0:14,127	0:48,990	0:21,012	0:14,326	0:48,623	0:20,970	0:14,165	0:48,385	0:20,878	0:14,130	0:48,258	0:20,685	0:14,155
Runde 5	0:48,429	0:20,891	0:14,109	0:48,541	0:20,826	0:14,228	0:48,366	0:20,766	0:14,112	0:48,739	0:20,662	0:14,119	0:48,253	0:20,717	0:14,168
Runde 6	0:48,530	0:21,169	0:13,994	0:48,655	0:21,007	0:14,122	0:48,543	0:20,995	0:14,113	0:48,320	0:20,798	0:14,101	0:48,684	0:21,185	0:14,113
Runde 7	0:48,616	0:21,027	0:14,251	0:48,752	0:21,019	0:14,285	0:48,557	0:20,715	0:14,366	0:48,258	0:20,597	0:14,107	0:49,225	0:20,823	0:14,676
Runde 8	0:48,912	0:21,366	0:14,096	0:48,752	0:21,238	0:14,093	0:48,978	0:21,029	0:14,155	0:48,500	0:20,718	0:14,176	0:48,628	0:21,014	0:14,085
Runde 9	0:47,837	0:20,558	0:13,951	0:48,010	0:20,542	0:14,029	0:48,958	0:21,456	0:13,982	0:49,359	0:21,783	0:14,110	0:49,319	0:21,819	0:14,133
Runde 10	0:48,262	0:20,924	0:13,898	0:48,565	0:21,111	0:14,072	0:48,122	0:20,672	0:13,946	0:48,275	0:20,965	0:13,988	0:47,996	0:20,646	0:13,367
Runde 11	0:47,964	0:20,598	0:13,876	0:47,929	0:20,552	0:13,987	0:48,027	0:20,616	0:13,912	0:48,343	0:21,003	0:13,410	0:48,971	0:21,286	0:14,107

R 10 DSKM (K22) Heat 3 A < > B

Die schnellsten Zeiten

Ort	Nr. Fahrername	Zeit	Streckenl.	ø Speed
Ziel	225 Vasilje, Daniel	0:47,747	1315 m	99,1 km/h
Sektion 1	206 Pex, Stan	0:20,453	587 m	103,3 km/h
Sektion 2	225 Vasilje, Daniel	0:13,848	315 m	81,9 km/h
Sektion 3	203 Trefilow, David	0:13,238	413 m	112,3 km/h

	Snr.256 Liwinski, David POL BIREI ART RACING KSW			Snr.227 Doorn, Coen NLD SP Motorsport			Snr.254 Gerhards, Tim NLD CPB Sport			Snr.224 Kirkby, Jesse DEU Maranello SRP Factory Team			Snr.264 Scherbinkas, Lukas DEU NSL Racing		
	theoretisch mögliche Bestzeit	Ziel	Sektion 3	theoretisch mögliche Bestzeit	Ziel	Sektion 3	theoretisch mögliche Bestzeit	Ziel	Sektion 3	theoretisch mögliche Bestzeit	Ziel	Sektion 3	theoretisch mögliche Bestzeit	Ziel	Sektion 3
best	0:47,918	0:20,547	0:13,988	0:48,104	0:20,570	0:14,023	0:48,057	0:20,661	0:14,023	0:48,023	0:20,608	0:13,965	0:48,281	0:20,744	0:14,026
Runde 1	0:54,413	0:25,624	0:14,853	0:53,486	0:24,554	0:15,024	0:53,424	0:23,869	0:15,039	0:53,845	0:24,458	0:15,053	0:54,128	0:25,245	0:14,954
Runde 2	0:50,121	0:22,145	0:14,431	0:49,714	0:21,328	0:14,721	0:49,631	0:21,615	0:14,484	0:50,076	0:21,970	0:14,383	0:50,415	0:22,014	0:14,656
Runde 3	0:49,506	0:21,148	0:14,863	0:48,930	0:21,026	0:14,403	0:49,429	0:21,529	0:14,384	0:49,493	0:21,276	0:14,702	0:49,267	0:21,154	0:14,527
Runde 4	0:49,186	0:20,976	0:14,486	0:48,521	0:20,786	0:14,254	0:49,143	0:21,450	0:14,249	0:49,571	0:21,141	0:14,443	0:49,074	0:21,003	0:14,394
Runde 5	0:48,079	0:20,636	0:14,053	0:49,008	0:20,668	0:14,204	0:48,244	0:20,717	0:14,043	0:48,845	0:21,170	0:14,139	0:49,035	0:21,278	0:14,192
Runde 6	0:47,918	0:20,547	0:14,083	0:48,547	0:20,916	0:14,224	0:48,202	0:20,719	0:14,057	0:48,402	0:20,665	0:14,074	0:48,407	0:20,814	0:14,067
Runde 7	0:49,006	0:20,800	0:14,283	0:48,206	0:20,654	0:14,078	0:48,226	0:20,669	0:14,102	0:48,023	0:20,608	0:13,965	0:48,576	0:21,005	0:14,026
Runde 8	0:48,166	0:20,681	0:13,988	0:48,552	0:20,997	0:14,175	0:48,057	0:20,661	0:14,062	0:48,162	0:20,648	0:14,084	0:48,439	0:20,834	0:14,046
Runde 9	0:48,293	0:20,647	0:14,261	0:50,448	0:22,619	0:14,496	0:50,103	0:22,182	0:14,494	0:48,749	0:20,765	0:14,505	0:48,404	0:20,811	0:14,074
Runde 10	0:48,003	0:20,628	0:14,033	0:48,104	0:20,693	0:14,023	0:48,498	0:21,089	0:14,023	0:48,497	0:20,979	0:14,010	0:48,281	0:20,744	0:14,067
Runde 11	0:48,466	0:20,915	0:14,124	0:48,453	0:20,570	0:14,189	0:48,221	0:20,693	0:14,051	0:48,369	0:20,762	0:14,049	0:48,704	0:20,758	0:14,054



R 10 DSKM (K22) Heat 3 A < > B

Die schnellsten Zeiten

Ort	Nr. Fahrername	Zeit	Streckenl.	ø Speed
Ziel	225 Vasilje, Daniel	0:47,747	1315 m	99,1 km/h
Sektion 1	206 Pex, Stan	0:20,453	587 m	103,3 km/h
Sektion 2	225 Vasilje, Daniel	0:13,848	315 m	81,9 km/h
Sektion 3	203 Trefilov, David	0:13,238	413 m	112,3 km/h

best	Snr.250 Vilcans,Edgars LTU		Snr.213 Tröger,Tim DEU		Snr.216 Christiaan,de Kleijn NLD		Snr.212 Fritsch,Valentino DEU		Snr.277 Ried,Lenny DEU											
	RMLatvia	theoretisch mögliche Bestzeit 0:48,194	Maranello SRP Factory Team	theoretisch mögliche Bestzeit 0:48,084	CRG Holland VAR	theoretisch mögliche Bestzeit 0:48,059	Maranello SRP Factory Team	theoretisch mögliche Bestzeit 0:48,570	Lanari Racing Team	theoretisch mögliche Bestzeit 0:49,523										
	Sektion 1	Sektion 2	Sektion 1	Sektion 2	Sektion 1	Sektion 2	Sektion 1	Sektion 2	Sektion 1	Sektion 2										
Runde 1	0:53,120	0:23,910	0:15,009	0:14,201	0:52,999	0:24,124	0:14,949	0:13,926	0:54,185	0:24,772	0:15,155	0:14,238	1:00,008	0:31,067	0:15,039	0:13,902	1:04,048	0:34,864	0:15,105	0:14,079
Runde 2	0:50,955	0:22,159	0:15,018	0:13,778	0:49,620	0:21,474	0:14,554	0:13,592	0:49,420	0:21,338	0:14,471	0:13,611	0:49,238	0:21,175	0:14,407	0:13,656	0:50,571	0:21,722	0:14,933	0:13,916
Runde 3	0:49,394	0:21,139	0:14,497	0:13,758	0:51,141	0:22,922	0:14,735	0:13,484	0:49,886	0:21,747	0:14,602	0:13,537	0:48,927	0:20,917	0:14,348	0:13,662	0:49,523	0:21,344	0:14,480	0:13,749
Runde 4	0:49,469	0:21,566	0:14,242	0:13,661	0:49,139	0:21,354	0:14,321	0:13,464	0:49,095	0:21,227	0:14,351	0:13,517	0:48,570	0:20,869	0:14,186	0:13,515	0:49,523	0:21,344	0:14,480	0:13,749
Runde 5	0:48,615	0:20,927	0:14,121	0:13,567	0:48,282	0:20,809	0:14,070	0:13,403	0:48,295	0:20,749	0:14,098	0:13,448	0:48,570	0:20,869	0:14,186	0:13,515	0:49,523	0:21,344	0:14,480	0:13,749
Runde 6	0:48,497	0:20,787	0:14,129	0:13,581	0:48,191	0:20,772	0:14,019	0:13,400	0:48,193	0:20,704	0:14,041	0:13,448	0:48,570	0:20,869	0:14,186	0:13,515	0:49,523	0:21,344	0:14,480	0:13,749
Runde 7	0:48,497	0:20,877	0:14,056	0:13,564	0:49,031	0:20,744	0:14,391	0:13,896	0:48,334	0:20,720	0:14,127	0:13,487	0:48,570	0:20,869	0:14,186	0:13,515	0:49,523	0:21,344	0:14,480	0:13,749
Runde 8	0:48,482	0:20,890	0:14,020	0:13,572	0:48,379	0:20,934	0:14,089	0:13,356	0:48,118	0:20,651	0:14,084	0:13,383	0:48,570	0:20,869	0:14,186	0:13,515	0:49,523	0:21,344	0:14,480	0:13,749
Runde 9	0:48,435	0:20,770	0:14,071	0:13,594	0:48,718	0:20,879	0:14,518	0:13,321	0:49,069	0:21,455	0:14,145	0:13,469	0:48,570	0:20,869	0:14,186	0:13,515	0:49,523	0:21,344	0:14,480	0:13,749
Runde 10	0:48,627	0:20,932	0:14,026	0:13,669	0:48,939	0:21,153	0:14,425	0:13,361	0:48,090	0:20,682	0:14,029	0:13,379	0:48,570	0:20,869	0:14,186	0:13,515	0:49,523	0:21,344	0:14,480	0:13,749
Runde 11	0:48,363	0:20,671	0:13,959	0:13,733	0:50,492	0:20,838	0:14,255	0:15,399	0:48,372	0:20,848	0:14,098	0:13,426	0:48,570	0:20,869	0:14,186	0:13,515	0:49,523	0:21,344	0:14,480	0:13,749

R 6 DSKM (KZ2) Heat 2 A <> C

Strecke / track: 1315m

fastest Lap Felix ARNOLD at: 0:47,646

started: 20 classified: 20 not classified: 0

Pos	Str. Nr.	Fahrer Driver	Nation	Bewerber / Sponsor	Nation	Lizenz R-Lizenz	Chassis / Motor / Reifen	Penalty	Points	Runden Laps	Gesamtzeit Differenz	Abstand Gap	beste Runde best Lap	in R. in L.	o Geschw. o Speed
1	206	PEX, Stan	NLD	SP Motorsport	NLD	31772 47253 005	KR / TM / VEGA		0	11	8:58,009		0:47,870	10	96,8 km/h 98,9 km/h
2	215	STELL, Daniel	DEU	Dörr Motorsport	DEU	10858 16982	KR / IAME / VEGA		2	11	8:58,387 0:00,378	0:00,378	0:47,843	10	96,7 km/h 98,9 km/h
3	225	VASILE, Daniel	ROU	BIREL ART RACING KSW	AUT	93 BK102	Birel Art / TM / VEGA		3	11	8:58,433 0:00,424	0:00,046	0:47,719	9	96,7 km/h 99,2 km/h
4	226	HOLZEM, Sandro	DEU	CPB Sport	FRA	11248 232241-1	Sodikart / TM / VEGA		4	11	8:58,939 0:00,330	0:00,506	0:47,766	10	96,6 km/h 99,1 km/h
5	222	ROUSSEAU, Corentin	FRA	Maranello SRP Factory Team	DEU	123607 16067	Maranello / TM / VEGA		5	11	8:59,732 0:01,723	0:00,793	0:47,663	9	96,5 km/h 99,3 km/h
6	252	SPIRGEL, Matteo	FRA	CPB Sport	FRA	130648 232241-1	Sodikart / TM / VEGA		6	11	9:00,364 0:02,355	0:00,632	0:47,741	9	96,4 km/h 99,2 km/h
7	227	DOORN, Coen	NLD	SP Motorsport	NLD	40347 47253 005	KR / TM / VEGA		7	11	9:01,034 0:03,025	0:00,670	0:47,735	10	96,2 km/h 99,2 km/h
8	253	IMBOURG, Thomas	FRA	CPB Sport	FRA	121667 232241-1	Sodikart / TM / VEGA		8	11	9:03,346 0:05,337	0:02,312	0:47,947	9	95,8 km/h 98,7 km/h
9	218	JULIUS-BERNHART, Jannik	DEU	Dörr Motorsport	DEU	13298 16982	KR / IAME / VEGA		9	11	9:04,510 0:06,501	0:01,164	0:47,831	9	95,6 km/h 99 km/h
10	256	LIWINSKI, David	POL	BIREL ART RACING KSW	AUT	K/E/10012 BK102	Birel Art / TM / VEGA		10	11	9:04,538 0:06,529	0:00,028	0:47,738	9	95,6 km/h 99,2 km/h
11	264	SCHERBINSKAS, Lukas	DEU	NSL Racing	LTU	11348 2023 KL/06	Sodikart / TM / VEGA		11	11	9:07,049 0:09,040	0:02,511	0:48,300	9	95,2 km/h 98 km/h
12	209	ARNOLD, Felix	DEU	Maranello SRP Factory Team	DEU	10465 16067	Maranello / TM / VEGA	5 sec.	12	11	9:08,902 0:10,893	0:01,853	0:47,646	9	94,9 km/h 99,4 km/h
13	220	MELKER, Nigel	NLD	Paauwer Kart Racing Jacco Paauwe	NLD	19499 19655006	Birel Art / TM / VEGA		13	11	9:10,517 0:12,508	0:01,615	0:48,165	8	94,6 km/h 98,3 km/h
14	202	HAANEN, Kris	NLD	SP Motorsport	NLD	40241 47253 005	KR / TM / VEGA	5 sec.	14	11	9:11,629 0:13,620	0:01,112	0:47,738	8	94,4 km/h 99,2 km/h
15	288	NEUMANN, Thomas	DEU	BIREL ART RACING KSW	AUT	25555 BK102	Birel Art / TM / VEGA		15	11	9:12,053 0:14,044	0:00,424	0:48,407	9	94,3 km/h 97,8 km/h
16	219	RIEBERER, Paul	AUT	Dörr Motorsport	DEU	JK2062 16982	KR / IAME / VEGA	5 sec.	16	11	9:12,457 0:14,448	0:00,404	0:48,302	9	94,3 km/h 98 km/h
17	210	SCHÄCHER, Lukas	DEU	Haak Motorsport	DEU	28091 16974	KR / TM / VEGA		17	0	0:03,667 DNF	QualiP:7			
18	216	CHRISTIAAN, de Kleijn	NLD	CRG Holland VAR	NLD	44092 15521 007	CRG / TM / VEGA	5 sec.	18	0	0:08,926 DNF	QualiP:11			
19	207	SCHMITZ, Alexander	DEU	Team Kartstore.de	DEU	14228 16070	Tony Kart / Vortex / VEGA		19	0	0:04,114 DNF	QualiP:14			
20	277	RIED, Lenny	DEU	Lanari Racing Team	DEU	ITE1173160 17166	KR / TM / VEGA		20	0	0:04,416 DNF	QualiP:15			

StNr. 209,202,219,216 5 sec. penalty Frontfairing

Rennleitung: Camillo Rößiger Racedirektor: Horst Seidel

Sportkommissare: Nikolas Spaderna / Ulrich Bell / Jörg Müller

Techn. Kommissare: H.-J. Dangers / M. Grasshoff / M. Ambrosius / C. Schmidt / D. Pietzko

Zeitnahme: KART-DATA timing service Franz Schieszler / Manuela Hintner

Zeitnahme / timekeeping
control
Franz Schieszler

freigegeben: 16:36:42



R 6 DSKM (KZ2) Heat 2 A < > C

Fahrername Driver	Pex Stan	Stell Daniel	Vasile Daniel	Holzlem Sandro	Rousseau Corentin	Spirigel Matteo	Doorn Coen	Imbourg Thomas	Julius-Bernhart Jannik	Liwinski David	Scherbinskas Lukas	Arnold Felix
schnellste Runde in Runde	0:47,870 Rn. 10	0:47,843 Rn. 10	0:47,719 Rn. 9	0:47,766 Rn. 10	0:47,663 Rn. 9	0:47,741 Rn. 9	0:47,735 Rn. 10	0:47,947 Rn. 9	0:47,831 Rn. 9	0:47,738 Rn. 9	0:48,300 Rn. 9	0:47,646 Rn. 9
Speed	98,9 km/h	98,9 km/h	99,2 km/h	99,1 km/h	99,3 km/h	99,2 km/h	99,2 km/h	98,7 km/h	99,0 km/h	99,2 km/h	98,0 km/h	99,4 km/h
Lap 1	0:51,596	0:52,393	0:52,460	0:52,874	0:53,012	0:52,162	0:54,483	0:52,993	0:54,215	0:56,442	0:53,103	0:53,606
Lap 2	0:49,292	0:49,248	0:49,129	0:49,281	0:49,741	0:49,567	0:49,139	0:49,204	0:49,428	0:48,814	0:50,015	0:49,402
Lap 3	0:48,729	0:49,143	0:48,665	0:48,782	0:49,050	0:49,327	0:48,854	0:48,929	0:48,835	0:48,338	0:49,184	0:50,529
Lap 4	0:48,579	0:48,377	0:48,449	0:48,392	0:48,918	0:49,781	0:48,963	0:50,781	0:48,391	0:48,227	0:48,849	0:48,914
Lap 5	0:48,513	0:48,343	0:48,303	0:48,241	0:48,304	0:48,441	0:48,403	0:48,309	0:49,108	0:49,047	0:49,417	0:49,402
Lap 6	0:48,435	0:48,669	0:49,621	0:49,145	0:48,113	0:48,162	0:47,904	0:48,032	0:48,333	0:47,988	0:48,378	0:47,970
Lap 7	0:48,013	0:48,010	0:47,910	0:47,910	0:47,888	0:48,000	0:47,887	0:48,249	0:48,150	0:48,956	0:48,902	0:47,743
Lap 8	0:48,044	0:47,933	0:47,867	0:47,900	0:47,924	0:47,784	0:47,988	0:47,991	0:47,850	0:47,815	0:48,750	0:47,663
Lap 9	0:47,983	0:47,888	0:47,719	0:47,833	0:47,663	0:47,741	0:47,940	0:47,947	0:47,831	0:47,738	0:48,300	0:47,646
Lap 10	0:47,870	0:47,843	0:47,729	0:47,766	0:47,750	0:47,856	0:47,735	0:48,854	0:47,955	0:47,824	0:48,868	0:48,838
Lap 11	0:47,912	0:48,059	0:47,835	0:47,910	0:47,987	0:47,955	0:47,941	0:48,862	0:49,776	0:49,198	0:48,602	0:49,355



R 6 DSKM (KZ2) Heat 2 A < > C

Fahrername Driver	Melker Nigel	Haanen Kris	Neumann Thomas	Rieberer Paul	Schächter Lukas	Christiaan de Kleijn	Schmitz Alexander	Ried Lenny
schnellste Runde in Runde	0:48,165 Rn. 8	0:47,738 Rn. 8	0:48,407 Rn. 9	0:48,302 Rn. 9				
Speed	98,3 km/h	99,2 km/h	97,8 km/h	98,0 km/h				
Lap 1	0:58,283	0:59,274	0:58,819	0:54,497				
Lap 2	0:50,016	0:49,346	0:49,643	0:49,342				
Lap 3	0:49,656	0:48,654	0:49,217	0:48,824				
Lap 4	0:48,832	0:48,429	0:48,939	0:49,174				
Lap 5	0:48,698	0:48,109	0:48,707	0:48,918				
Lap 6	0:48,462	0:48,029	0:48,609	0:48,802				
Lap 7	0:48,396	0:47,840	0:49,149	0:48,375				
Lap 8	0:48,165	0:47,738	0:48,728	0:48,362				
Lap 9	0:48,363	0:47,875	0:48,407	0:48,302				
Lap 10	0:48,482	0:47,949	0:48,487	0:48,397				
Lap 11	0:48,365	0:48,854	0:48,703	0:49,773				

R 6 DSKM (K22) Heat 2 A < > C

Ziel		Sektion 1		Sektion 2		Sektion 3	
Fahrername	Zeit	Fahrername	Zeit	Fahrername	Zeit	Fahrername	Zeit
1 209 Arnold,Felix	0:47,646	209 Arnold,Felix	0:20,408	215 Stell,Daniel	0:13,818	209 Arnold,Felix	0:13,259
2 222 Rousseau,Corentin	0:47,663	252 Spigel,Matteo	0:20,424	225 Vasile,Daniel	0:13,834	227 Doorn,Coen	0:13,302
3 225 Vasile,Daniel	0:47,719	227 Doorn,Coen	0:20,443	256 Liwinski,David	0:13,849	222 Rousseau,Corentin	0:13,310
4 227 Doorn,Coen	0:47,735	225 Vasile,Daniel	0:20,457	206 Pex,Stan	0:13,861	256 Liwinski,David	0:13,317
5 256 Liwinski,David	0:47,738	222 Rousseau,Corentin	0:20,470	222 Rousseau,Corentin	0:13,866	226 Holzem,Sandro	0:13,339
6 202 Haanen,Kris	0:47,738	202 Haanen,Kris	0:20,470	209 Arnold,Felix	0:13,870	225 Vasile,Daniel	0:13,367
7 252 Spigel,Matteo	0:47,741	226 Holzem,Sandro	0:20,479	202 Haanen,Kris	0:13,874	252 Spigel,Matteo	0:13,367
8 226 Holzem,Sandro	0:47,766	256 Liwinski,David	0:20,480	252 Spigel,Matteo	0:13,883	253 Imbourg,Thomas	0:13,377
9 218 Julius-Bernhart,Jannik	0:47,831	253 Imbourg,Thomas	0:20,494	226 Holzem,Sandro	0:13,931	218 Julius-Bernhart,Jannik	0:13,384
10 215 Stell,Daniel	0:47,843	218 Julius-Bernhart,Jannik	0:20,500	218 Julius-Bernhart,Jannik	0:13,934	202 Haanen,Kris	0:13,385
11 206 Pex,Stan	0:47,870	206 Pex,Stan	0:20,553	227 Doorn,Coen	0:13,936	215 Stell,Daniel	0:13,386
12 253 Imbourg,Thomas	0:47,947	215 Stell,Daniel	0:20,590	219 Rieberer,Paul	0:13,942	206 Pex,Stan	0:13,404
13 220 Melker,Nigel	0:48,165	220 Melker,Nigel	0:20,622	220 Melker,Nigel	0:13,962	219 Rieberer,Paul	0:13,424
14 264 Scherbinskas,Lukas	0:48,300	264 Scherbinskas,Lukas	0:20,732	264 Scherbinskas,Lukas	0:13,993	288 Neumann,Thomas	0:13,477
15 219 Rieberer,Paul	0:48,302	219 Rieberer,Paul	0:20,824	253 Imbourg,Thomas	0:13,994	264 Scherbinskas,Lukas	0:13,491
16 288 Neumann,Thomas	0:48,407	288 Neumann,Thomas	0:20,841	288 Neumann,Thomas	0:14,088	220 Melker,Nigel	0:13,524
17 210 Schächer,Lukas		210 Schächer,Lukas		210 Schächer,Lukas		210 Schächer,Lukas	
18 216 Christiaan,de Kleijn		216 Christiaan,de Kleijn		216 Christiaan,de Kleijn		216 Christiaan,de Kleijn	
19 207 Schmitz,Alexander		207 Schmitz,Alexander		207 Schmitz,Alexander		207 Schmitz,Alexander	
20 277 Ried,Lenny		277 Ried,Lenny		277 Ried,Lenny		277 Ried,Lenny	



R 6 DSKM (K22) Heat 2 A < > C

Die schnellsten Zeiten

Ort	Nr. Fahrername	Zeit	Streckenl.	Ø Speed
Ziel	209 Arnold,Felix	0:47,646	1315 m	99,4 km/h
Sektion 1	209 Arnold,Felix	0:20,408	587 m	103,5 km/h
Sektion 2	215 Stiel,Daniel	0:13,818	315 m	82,1 km/h
Sektion 3	209 Arnold,Felix	0:13,259	413 m	112,1 km/h

	Stmr.206 Pex,Stan NLD SP Motorsport			Stmr.215 Stiel,Daniel DEU Dörr Motorsport			Stmr.225 Vasile,Daniel ROU BIREL ART RACING KSW			Stmr.226 Holzem,Sandro DEU CPB Sport			Stmr.222 Rousseau,Corentin FRA Maranello SRP Factory Team		
	theoretisch mögliche Bestzeit	Ziel	Sektion 3	theoretisch mögliche Bestzeit	Ziel	Sektion 3	theoretisch mögliche Bestzeit	Ziel	Sektion 3	theoretisch mögliche Bestzeit	Ziel	Sektion 3	theoretisch mögliche Bestzeit	Ziel	Sektion 3
best	0:47,870	0:20,553	0:13,861	0:47,843	0:20,590	0:13,818	0:47,719	0:20,457	0:13,884	0:47,766	0:20,479	0:13,931	0:47,663	0:20,470	0:13,310
Runde 1	0:51,596	0:23,159	0:14,635	0:52,393	0:23,987	0:14,680	0:52,460	0:23,997	0:14,736	0:52,874	0:24,116	0:14,993	0:53,012	0:24,240	0:15,025
Runde 2	0:49,292	0:21,208	0:14,412	0:49,248	0:21,238	0:14,370	0:49,129	0:21,151	0:14,354	0:49,281	0:21,137	0:14,511	0:49,741	0:21,545	0:14,568
Runde 3	0:48,729	0:20,942	0:14,179	0:49,143	0:21,418	0:14,224	0:48,665	0:21,045	0:14,093	0:48,782	0:20,900	0:14,291	0:49,050	0:20,812	0:14,702
Runde 4	0:48,579	0:20,933	0:14,081	0:48,377	0:20,784	0:14,084	0:48,449	0:20,737	0:14,196	0:48,392	0:20,729	0:14,166	0:48,918	0:20,877	0:14,459
Runde 5	0:48,513	0:20,741	0:14,368	0:48,343	0:20,813	0:14,052	0:48,303	0:20,592	0:14,062	0:48,241	0:20,680	0:14,074	0:48,304	0:20,646	0:14,091
Runde 6	0:48,435	0:20,883	0:14,016	0:48,669	0:21,186	0:13,985	0:49,621	0:22,025	0:14,109	0:49,145	0:21,394	0:14,267	0:48,113	0:20,686	0:14,010
Runde 7	0:48,013	0:20,620	0:13,944	0:48,010	0:20,648	0:13,910	0:47,910	0:20,553	0:13,941	0:47,910	0:20,582	0:13,978	0:47,888	0:20,547	0:13,958
Runde 8	0:48,044	0:20,639	0:13,900	0:47,933	0:20,680	0:13,818	0:47,867	0:20,575	0:13,907	0:47,900	0:20,576	0:13,953	0:47,924	0:20,549	0:14,012
Runde 9	0:47,983	0:20,627	0:13,881	0:47,888	0:20,597	0:13,849	0:47,719	0:20,500	0:13,884	0:47,833	0:20,514	0:13,931	0:47,663	0:20,470	0:13,866
Runde 10	0:47,870	0:20,590	0:13,861	0:47,843	0:20,590	0:13,867	0:47,729	0:20,478	0:13,884	0:47,766	0:20,479	0:13,948	0:47,750	0:20,549	0:13,891
Runde 11	0:47,912	0:20,553	0:13,879	0:48,059	0:20,603	0:13,889	0:47,835	0:20,457	0:13,997	0:47,910	0:20,546	0:13,961	0:47,987	0:20,601	0:13,951

R 6 DSKM (K22) Heat 2 A < > C

Die schnellsten Zeiten

Ort	Nr. Fahrername	Zeit	Streckenl.	Ø Speed
Ziel	209 Arnold,Felix	0:47,646	1315 m	99,4 km/h
Sektion 1	209 Arnold,Felix	0:20,408	587 m	103,5 km/h
Sektion 2	215 Stiel,Daniel	0:13,818	315 m	82,1 km/h
Sektion 3	209 Arnold,Felix	0:13,259	413 m	112,1 km/h

	Snr.252 Spiegel,Matteo FRA CPB Sport			Snr.227 Doorn,Coen NLD SP Motorsport			Snr.253 Imbourg,Thomas FRA CPB Sport			Snr.218 Julius-Berthart,Jannik DEU Dörr Motorsport			Snr.256 Liwinski,David POL BIREART RACING KSW						
	theoretisch mögliche Bestzeit	Sektion 2	Sektion 3	theoretisch mögliche Bestzeit	Sektion 1	Sektion 2	Sektion 3	theoretisch mögliche Bestzeit	Sektion 1	Sektion 2	Sektion 3	theoretisch mögliche Bestzeit	Sektion 1	Sektion 2	Sektion 3				
best	0:47,741	0:20,424	0:13,883	0:47,735	0:20,443	0:13,936	0:13,302	0:47,947	0:20,494	0:13,994	0:13,377	0:47,831	0:20,500	0:13,934	0:13,384	0:47,738	0:20,480	0:13,849	0:13,317
Runde 1	0:52,162	0:23,534	0:14,737	0:54,483	0:25,755	0:14,957	0:13,771	0:52,993	0:24,323	0:14,895	0:13,775	0:54,215	0:24,895	0:15,333	0:13,987	0:56,442	0:27,982	0:14,760	0:13,700
Runde 2	0:49,567	0:21,332	0:14,509	0:49,139	0:21,042	0:14,400	0:13,697	0:49,204	0:21,026	0:14,541	0:13,637	0:49,428	0:21,290	0:14,520	0:13,618	0:48,814	0:21,012	0:14,209	0:13,593
Runde 3	0:49,327	0:20,902	0:14,852	0:48,854	0:20,897	0:14,312	0:13,645	0:48,929	0:20,926	0:14,527	0:13,476	0:48,835	0:20,991	0:14,272	0:13,572	0:48,338	0:20,747	0:14,094	0:13,497
Runde 4	0:49,781	0:21,418	0:14,721	0:48,963	0:20,755	0:14,264	0:13,944	0:50,781	0:21,737	0:15,102	0:13,942	0:48,391	0:20,663	0:14,175	0:13,553	0:48,227	0:20,716	0:14,129	0:13,382
Runde 5	0:48,441	0:20,764	0:14,123	0:48,403	0:20,827	0:14,129	0:13,447	0:48,309	0:20,712	0:14,059	0:13,538	0:49,108	0:21,143	0:14,389	0:13,576	0:49,047	0:21,011	0:14,578	0:13,458
Runde 6	0:48,162	0:20,623	0:14,084	0:47,904	0:20,540	0:14,050	0:13,314	0:48,032	0:20,565	0:14,056	0:13,411	0:48,333	0:20,843	0:14,075	0:13,415	0:47,988	0:20,612	0:14,059	0:13,317
Runde 7	0:47,784	0:20,498	0:13,919	0:47,887	0:20,504	0:13,982	0:13,401	0:48,249	0:20,827	0:13,994	0:13,428	0:48,150	0:20,751	0:14,015	0:13,384	0:48,956	0:21,643	0:13,950	0:13,363
Runde 8	0:47,741	0:20,424	0:13,904	0:47,988	0:20,449	0:14,133	0:13,406	0:47,991	0:20,598	0:14,016	0:13,377	0:47,850	0:20,500	0:13,960	0:13,390	0:47,815	0:20,616	0:13,849	0:13,350
Runde 9	0:47,856	0:20,480	0:13,938	0:47,940	0:20,671	0:13,967	0:13,302	0:47,947	0:20,494	0:14,055	0:13,398	0:47,831	0:20,501	0:13,934	0:13,396	0:47,738	0:20,480	0:13,910	0:13,348
Runde 10	0:47,955	0:20,491	0:13,883	0:47,735	0:20,443	0:13,936	0:13,356	0:48,854	0:21,106	0:14,062	0:13,686	0:47,955	0:20,556	0:14,010	0:13,389	0:47,824	0:20,491	0:13,901	0:13,432
Runde 11	0:47,955	0:20,491	0:13,883	0:47,941	0:20,535	0:13,965	0:13,441	0:48,862	0:21,348	0:14,015	0:13,499	0:49,776	0:21,571	0:14,305	0:13,900	0:49,198	0:21,196	0:14,203	0:13,799



R 6 DSKM (KZ2) Heat 2 A < > C

Die schnellsten Zeiten

Ort	Nr. Fahrername	Zeit	Streckenl.	ø Speed
Ziel	209 Arnold,Felix	0:47,646	1315 m	99,4 km/h
Sektion 1	209 Arnold,Felix	0:20,408	587 m	103,5 km/h
Sektion 2	215 Stiel,Daniel	0:13,818	315 m	82,1 km/h
Sektion 3	209 Arnold,Felix	0:13,259	413 m	112,1 km/h

	Stmr.264 Scherbinkas,Lukas DEU NSL Racing				Stmr.209 Arnold,Felix DEU Maranello SRP Factory Team				Stmr.220 Melker,Nigel NLD Pauwer Kart Racing Jaco Pauwe				Stmr.202 Haanen,Kris NLD SP Motorsport				Stmr.288 Neumann,Thomas DEU BIREL ART RACING KSW			
	theoretisch mögliche Bestzeit	Sektion 1	Sektion 2	Sektion 3	theoretisch mögliche Bestzeit	Sektion 1	Sektion 2	Sektion 3	theoretisch mögliche Bestzeit	Sektion 1	Sektion 2	Sektion 3	theoretisch mögliche Bestzeit	Sektion 1	Sektion 2	Sektion 3	theoretisch mögliche Bestzeit	Sektion 1	Sektion 2	Sektion 3
best	0:48,300	0:20,732	0:13,993	0:13,491	0:47,646	0:20,408	0:13,870	0:13,259	0:48,165	0:20,622	0:13,962	0:13,524	0:47,738	0:20,470	0:13,874	0:13,385	0:48,407	0:20,841	0:14,088	0:13,477
Runde 1	0:53,103	0:24,287	0:14,849	0:13,967	0:53,606	0:24,926	0:15,009	0:13,671	0:58,283	0:29,237	0:14,966	0:14,080	0:59,274	0:30,293	0:15,085	0:13,896	0:58,819	0:29,659	0:15,124	0:14,036
Runde 2	0:50,015	0:21,418	0:14,832	0:13,765	0:49,402	0:21,361	0:14,496	0:13,545	0:50,016	0:21,463	0:14,598	0:13,955	0:49,346	0:21,137	0:14,461	0:13,748	0:49,643	0:21,297	0:14,530	0:13,816
Runde 3	0:49,184	0:21,116	0:14,303	0:13,765	0:50,529	0:20,722	0:15,918	0:13,889	0:49,656	0:21,376	0:14,534	0:13,746	0:48,654	0:20,806	0:14,210	0:13,638	0:49,217	0:21,204	0:14,382	0:13,631
Runde 4	0:48,849	0:21,083	0:14,202	0:13,564	0:48,914	0:20,792	0:14,305	0:13,817	0:48,832	0:20,996	0:14,252	0:13,584	0:48,429	0:20,817	0:14,080	0:13,532	0:48,939	0:21,029	0:14,267	0:13,643
Runde 5	0:49,417	0:21,288	0:14,628	0:13,501	0:49,402	0:21,589	0:14,370	0:13,443	0:48,698	0:20,861	0:14,181	0:13,656	0:48,109	0:20,666	0:13,995	0:13,448	0:48,707	0:20,973	0:14,145	0:13,589
Runde 6	0:48,378	0:20,732	0:14,055	0:13,591	0:47,970	0:20,579	0:13,973	0:13,418	0:48,462	0:20,710	0:14,228	0:13,524	0:48,029	0:20,626	0:13,939	0:13,464	0:48,609	0:20,891	0:14,187	0:13,531
Runde 7	0:48,902	0:21,342	0:14,062	0:13,498	0:47,743	0:20,525	0:13,902	0:13,316	0:48,396	0:20,826	0:13,977	0:13,593	0:47,840	0:20,470	0:13,874	0:13,385	0:49,149	0:21,313	0:14,221	0:13,615
Runde 8	0:48,750	0:21,169	0:14,082	0:13,499	0:47,663	0:20,501	0:13,870	0:13,292	0:48,165	0:20,622	0:14,018	0:13,525	0:47,738	0:20,470	0:13,876	0:13,392	0:48,728	0:20,981	0:14,189	0:13,558
Runde 9	0:48,300	0:20,816	0:13,993	0:13,491	0:47,646	0:20,408	0:13,979	0:13,259	0:48,363	0:20,804	0:13,962	0:13,597	0:47,875	0:20,582	0:13,903	0:13,390	0:48,407	0:20,842	0:14,088	0:13,477
Runde 10	0:48,868	0:21,351	0:14,004	0:13,513	0:48,838	0:21,184	0:14,081	0:13,573	0:48,482	0:20,814	0:14,039	0:13,629	0:47,949	0:20,559	0:13,987	0:13,403	0:48,487	0:20,841	0:14,126	0:13,520
Runde 11	0:48,602	0:21,016	0:14,043	0:13,543	0:49,355	0:21,684	0:14,093	0:13,578	0:48,365	0:20,817	0:13,985	0:13,563	0:48,854	0:21,310	0:14,060	0:13,484	0:48,703	0:20,921	0:14,121	0:13,661



R 6 DSKM (KZ2) Heat 2 A < > C

Die schnellsten Zeiten

Ort	Nr. Fahrername	Zeit	Streckenl.	ø Speed
Ziel	209 Arnold,Felix	0:47,646	1315 m	99,4 km/h
Sektion 1	209 Arnold,Felix	0:20,408	587 m	103,5 km/h
Sektion 2	215 Stiel,Daniel	0:13,818	315 m	82,1 km/h
Sektion 3	209 Arnold,Felix	0:13,259	413 m	112,1 km/h

Smr.219 Rieberer,Paul AUT Dörr Motorsport		Smr.210 Schätcher,Lukas DEU Haak Motorsport		Smr.216 Christiaan,de Kleijn NLD CRG Holland VAR		Smr.207 Schmitz,Alexander DEU Team Kartstore.de		Smr.277 Ried,Lenny DEU Lanari Racing Team	
theoretisch mögliche Bestzeit	0:48,190	theoretisch mögliche Bestzeit	0:00,000	theoretisch mögliche Bestzeit	0:00,000	theoretisch mögliche Bestzeit	0:00,000	theoretisch mögliche Bestzeit	0:00,000
Ziel	Sektion 1	Sektion 2	Sektion 3	Ziel	Sektion 1	Sektion 2	Sektion 3	Ziel	Sektion 1
best	0:48,302	0:20,824	0:13,942	0:13,424					
Runde 1	0:54,497	0:25,750	0:14,815	0:13,932					
Runde 2	0:49,342	0:21,289	0:14,440	0:13,613					
Runde 3	0:48,824	0:20,990	0:14,222	0:13,612					
Runde 4	0:49,174	0:21,014	0:14,480	0:13,680					
Runde 5	0:48,918	0:20,824	0:14,550	0:13,544					
Runde 6	0:48,802	0:21,209	0:14,050	0:13,543					
Runde 7	0:48,375	0:20,905	0:14,046	0:13,424					
Runde 8	0:48,362	0:20,930	0:13,987	0:13,445					
Runde 9	0:48,302	0:20,837	0:13,942	0:13,523					
Runde 10	0:48,397	0:20,905	0:13,969	0:13,523					
Runde 11	0:49,773	0:21,799	0:14,366	0:13,608					

R 2 DSKM (KZ2) Heat 1 B <> C

Strecke / track: 1315m

fastest Lap Thomas IMBOURG at: 0:47,755

started: 20 classified: 20 not classified: 0

Pos	Str. Nr.	Fahrer / Driver	Nation	Bewerber / Sponsor	Nation	Lizenz	Chassis / Motor / Reifen	Penalty	Points	Runden Laps	Gesamtzeit Differenz	Abstand Gap	beste Runde best Lap	in N. in L.	Ø Geschw. n Speed
1	211	REHM, Maxim	DEU	Rehm Racing	DEU	10561 10578	Birel Art / TM / VEGA		0	11	9:04,876		0:48,103	11	95,6 km/h 98,4 km/h
2	253	IMBOURG, Thomas	FRA	CPB Sport	FRA	121667 232241-1	Sodikart / TM / VEGA		2	11	9:05,100 0:00,224	0:00,224	0:47,755	9	95,5 km/h 99,1 km/h
3	226	HOLZEM, Sandro	DEU	CPB Sport	FRA	11248 232241-1	Sodikart / TM / VEGA		3	11	9:06,063 0:01,187	0:00,963	0:48,081	10	95,4 km/h 98,5 km/h
4	201	PEX, Jorrit	NLD	SP Motorsport	NLD	27382 47253005	KR / TM / VEGA		4	11	9:08,369 0:03,493	0:02,306	0:48,237	6	95 km/h 98,1 km/h
5	254	GERHARDS, Tim	NLD	CPB Sport	FRA	40835 232241-1	Sodikart / TM / VEGA		5	11	9:08,695 0:03,819	0:00,326	0:48,213	7	94,9 km/h 98,2 km/h
6	219	RIEBERER, Paul	AUT	Dörr Motorsport	DEU	JK2062 16982	KR / IAME / VEGA		6	11	9:09,775 0:04,899	0:01,080	0:48,191	7	94,7 km/h 98,2 km/h
7	218	JULIUS-BERNHART, Jannik	DEU	Dörr Motorsport	DEU	13298 16982	KR / IAME / VEGA		7	11	9:09,995 0:05,119	0:00,220	0:48,068	8	94,7 km/h 98,5 km/h
8	252	SPIRIGEL, Matteo	FRA	CPB Sport	FRA	130648 232241-1	Sodikart / TM / VEGA		8	11	9:09,995 0:05,119	0:00,000	0:47,994	7	94,7 km/h 98,6 km/h
9	212	FRITSCH, Valentino	DEU	Maranello SRP Factory Team	DEU	12819 16067	Maranello / TM / VEGA		9	11	9:10,758 0:05,882	0:00,763	0:48,099	7	94,5 km/h 98,4 km/h
10	224	KIRKBY, Jesse	DEU	Maranello SRP Factory Team	DEU	28280 16067	Maranello / TM / VEGA		10	11	9:10,850 0:05,974	0:00,092	0:48,088	8	94,5 km/h 98,4 km/h
11	222	ROUSSEAU, Corentin	FRA	Maranello SRP Factory Team	DEU	123607 16067	Maranello / TM / VEGA		11	11	9:10,982 0:06,106	0:00,132	0:47,947	8	94,5 km/h 98,7 km/h
12	207	SCHMITZ, Alexander	DEU	Team Kartstore.de	DEU	14228 16070	Tony Kart / Vortex / VEGA		12	11	9:11,290 0:06,414	0:00,308	0:48,032	8	94,5 km/h 98,6 km/h
13	288	NEUMANN, Thomas	DEU	BIREL ART RACING KSW	AUT	25555 BK102	Birel Art / TM / VEGA		13	11	9:12,138 0:07,262	0:00,848	0:48,373	8	94,3 km/h 97,9 km/h
14	220	MELKER, Nigel	NLD	Paauper Kart Racing Jacco Paauwe	NLD	19499 19655006	Birel Art / TM / VEGA		14	11	9:12,413 0:07,537	0:00,275	0:48,344	8	94,3 km/h 97,9 km/h
15	250	VILCANS, Edgars	LTU	RMLatvia	LTU	EV09782LV23 RR09595LV23	Sodikart / TM / VEGA		15	11	9:12,548 0:07,672	0:00,135	0:48,314	8	94,2 km/h 98 km/h
16	209	ARNOLD, Felix	DEU	Maranello SRP Factory Team	DEU	10465 16067	Maranello / TM / VEGA	5 sec.	16	11	9:13,473 0:08,597	0:00,925	0:48,332	6	94,1 km/h 97,9 km/h
17	203	TREFILOV, David	DEU	Maranello SRP Factory Team	DEU	16049 16067	Maranello / TM / VEGA	5 sec.	17	11	9:14,240 0:09,364	0:00,767	0:47,992	6	94 km/h 98,6 km/h
18	213	TRÖGER, Tim	DEU	Maranello SRP Factory Team	DEU	17622 16067	Maranello / TM / VEGA	5 sec.	18	11	9:15,801 0:10,925	0:01,561	0:47,865	8	93,7 km/h 98,9 km/h
19	208	KINDERVATER, Robert	DEU	BIREL ART RACING KSW ADAC Berlin-Brandenburg e.V.	AUT	ITE1133505 BK 102	Birel Art / TM / VEGA		19	0	0:05,446 DNF	Quali:P:7			
20	217	GUUST, Specken	NLD	CRG Holland VAR	NLD	33443 15521 007	CRG / TM / VEGA	5 sec.	20	0	0:09,889 DNF	Quali:P:9			

StNr. 217 5 sec penalty causing a collision

StNr. 209,213,203 5 sec. penalty Frontfairing

Rennleitung: Camillo Rößiger Racedirektor: Horst Seidel

Sportkommissare: Nikolas Spaderna / Ulrich Bell / Jörg Müller

Techn. Kommissare: H.-J. Dangers / M. Grasshoff / M. Ambrosius / C.Schmidt / D.Pietzko

Zeitnahme: KART-DATA timing service Franz Schieszler / Manuela Hintner

Zeitnahme / timekeeping

control
Schieszler
Franz Schieszler

freigegeben: 14:47:30



R 2 DSKM (KZ2) Heat 1 B < > C

Fahrername Driver	Rehm Maxim	Imbourg Thomas	Holzem Sandro	Pex Jorrit	Gerhards Tim	Rieberer Paul	Julius-Bernhart Jannik	Spiegel Matteo	Fritsch Valentino	Kirkby Jesse	Rousseau Corentin	Schmitz Alexander
schnellste Runde in Runde	0:48,103 Rn. 11	0:47,755 Rn. 9	0:48,081 Rn. 10	0:48,237 Rn. 6	0:48,213 Rn. 7	0:48,191 Rn. 7	0:48,068 Rn. 8	0:47,994 Rn. 7	0:48,099 Rn. 7	0:48,088 Rn. 8	0:47,947 Rn. 8	0:48,032 Rn. 8
Speed	98,4 km/h	99,1 km/h	98,5 km/h	98,1 km/h	98,2 km/h	98,2 km/h	98,5 km/h	98,6 km/h	98,4 km/h	98,4 km/h	98,7 km/h	98,6 km/h
Lap 1	<u>0:52,379</u>	0:53,543	0:52,735	0:52,682	0:53,652	0:54,978	0:54,138	0:54,636	0:55,185	0:55,562	0:55,750	0:53,874
Lap 2	0:51,563	0:51,561	0:51,991	0:52,136	0:50,249	0:50,401	<u>0:49,929</u>	0:50,336	0:50,270	0:50,097	0:51,159	0:50,702
Lap 3	0:49,415	0:48,979	0:49,484	0:49,734	0:49,055	0:49,075	0:49,843	0:49,271	<u>0:48,956</u>	0:49,660	0:49,156	0:49,061
Lap 4	0:49,211	0:49,134	0:49,587	0:49,895	0:49,663	0:49,179	0:50,440	0:49,332	0:49,421	0:49,491	0:49,401	0:50,407
Lap 5	0:48,260	<u>0:48,098</u>	0:48,527	0:48,567	0:49,267	0:48,999	0:48,562	0:48,721	0:48,991	0:49,130	0:50,109	0:49,543
Lap 6	0:48,264	0:47,970	0:48,189	<u>0:48,237</u>	0:48,327	0:48,250	0:48,238	0:48,094	0:48,495	0:48,151	0:48,199	0:48,730
Lap 7	0:48,846	0:49,102	0:48,324	0:48,259	<u>0:48,213</u>	<u>0:48,191</u>	0:48,267	<u>0:47,994</u>	<u>0:48,099</u>	0:48,173	0:48,165	0:48,121
Lap 8	0:48,336	0:48,688	0:48,696	0:48,573	0:48,271	0:48,501	<u>0:48,068</u>	0:49,361	0:48,113	<u>0:48,088</u>	<u>0:47,947</u>	<u>0:48,032</u>
Lap 9	0:48,196	<u>0:47,755</u>	0:48,255	0:48,950	0:48,610	0:49,979	0:50,004	0:48,661	0:50,118	0:49,618	0:49,480	0:50,599
Lap 10	0:48,232	0:47,806	<u>0:48,081</u>	0:48,625	0:48,963	0:48,423	0:48,244	0:48,946	0:48,793	0:48,598	0:48,603	0:48,675
Lap 11	<u>0:48,103</u>	0:48,105	0:48,104	0:49,008	0:48,632	0:48,417	0:48,183	0:49,567	0:48,650	0:48,293	0:48,230	0:48,238



R 2 DSKM (KZ2) Heat 1 B < > C

Fahrername Driver	Neumann Thomas	Melker Nigel	Vilcans Edgars	Arnold Felix	Trefflow David	Tröger Tim	Kindervater Robert	Guust Specken
schnellste Runde in Runde	0:48,373 Rn. 8	0:48,344 Rn. 8	0:48,314 Rn. 8	0:48,332 Rn. 6	0:47,992 Rn. 6	0:47,865 Rn. 8		
Speed	97,9 km/h	97,9 km/h	98,0 km/h	97,9 km/h	98,6 km/h	98,9 km/h		
Lap 1	0:53,922	0:56,571	0:55,936	0:53,715	0:55,959	0:56,016		
Lap 2	0:50,909	0:50,068	0:50,131	0:50,905	0:50,457	0:50,169		
Lap 3	0:50,368	0:49,275	0:49,083	0:49,010	0:49,284	0:49,340		
Lap 4	0:49,630	0:49,034	0:49,342	0:48,697	0:49,201	0:49,331		
Lap 5	0:49,681	0:49,846	0:49,921	0:48,431	0:48,578	0:49,221		
Lap 6	0:48,608	0:48,743	0:48,893	0:48,332	0:47,992	0:48,095		
Lap 7	0:48,383	0:48,416	0:48,730	0:49,452	0:47,997	0:48,248		
Lap 8	0:48,373	0:48,344	0:48,314	0:49,735	0:48,174	0:47,865		
Lap 9	0:48,564	0:48,588	0:48,594	0:48,728	0:49,717	0:49,800		
Lap 10	0:48,982	0:48,473	0:48,511	0:48,485	0:48,094	0:48,597		
Lap 11	0:48,673	0:48,638	0:48,538	0:49,064	0:48,688	0:48,483		

R 2 DSKM (K22) Heat 1 B < > C

Ziel		Sektion 1		Sektion 2		Sektion 3	
Fahrername	Zeit	Fahrername	Zeit	Fahrername	Zeit	Fahrername	Zeit
1 253 Imbourg,Thomas	0:47,755	253 Imbourg,Thomas	0:20,399	211 Rehm,Maxim	0:13,871	203 Trefilov,David	0:13,297
2 213 Tröger,Tim	0:47,865	213 Tröger,Tim	0:20,490	253 Imbourg,Thomas	0:13,920	218 Julius-Bernhart,Jannik	0:13,315
3 222 Rousseau,Corentin	0:47,947	218 Julius-Bernhart,Jannik	0:20,521	219 Rieberer,Paul	0:13,948	213 Tröger,Tim	0:13,334
4 203 Trefilov,David	0:47,992	209 Arnold,Felix	0:20,548	226 Holzem,Sandro	0:13,954	212 Fritsch,Valentino	0:13,335
5 252 Spigel,Matteo	0:47,994	226 Holzem,Sandro	0:20,550	207 Schmitz,Alexander	0:13,964	222 Rousseau,Corentin	0:13,345
6 207 Schmitz,Alexander	0:48,032	252 Spigel,Matteo	0:20,559	213 Tröger,Tim	0:13,971	224 Kirkby,Jesse	0:13,367
7 218 Julius-Bernhart,Jannik	0:48,068	203 Trefilov,David	0:20,571	224 Kirkby,Jesse	0:13,984	253 Imbourg,Thomas	0:13,376
8 226 Holzem,Sandro	0:48,081	224 Kirkby,Jesse	0:20,578	222 Rousseau,Corentin	0:13,984	209 Arnold,Felix	0:13,383
9 224 Kirkby,Jesse	0:48,088	212 Fritsch,Valentino	0:20,585	203 Trefilov,David	0:13,996	252 Spigel,Matteo	0:13,384
10 212 Fritsch,Valentino	0:48,099	207 Schmitz,Alexander	0:20,592	252 Spigel,Matteo	0:13,998	226 Holzem,Sandro	0:13,413
11 211 Rehm,Maxim	0:48,103	201 Pex,Jorrit	0:20,594	254 Gerhards,Tim	0:14,003	201 Pex,Jorrit	0:13,418
12 219 Rieberer,Paul	0:48,191	222 Rousseau,Corentin	0:20,599	250 Vilcans,Edgars	0:14,024	207 Schmitz,Alexander	0:13,426
13 254 Gerhards,Tim	0:48,213	254 Gerhards,Tim	0:20,621	209 Arnold,Felix	0:14,041	288 Neumann,Thomas	0:13,429
14 201 Pex,Jorrit	0:48,237	211 Rehm,Maxim	0:20,649	220 Melker,Nigel	0:14,043	211 Rehm,Maxim	0:13,430
15 250 Vilcans,Edgars	0:48,314	219 Rieberer,Paul	0:20,714	218 Julius-Bernhart,Jannik	0:14,045	219 Rieberer,Paul	0:13,444
16 209 Arnold,Felix	0:48,332	250 Vilcans,Edgars	0:20,726	212 Fritsch,Valentino	0:14,059	254 Gerhards,Tim	0:13,467
17 220 Melker,Nigel	0:48,344	220 Melker,Nigel	0:20,727	288 Neumann,Thomas	0:14,086	220 Melker,Nigel	0:13,476
18 288 Neumann,Thomas	0:48,373	288 Neumann,Thomas	0:20,793	201 Pex,Jorrit	0:14,148	250 Vilcans,Edgars	0:13,552
19 208 Kindervater,Robert		217 Guust,Specken	0:24,986	217 Guust,Specken	0:19,886	208 Kindervater,Robert	
20 217 Guust,Specken		208 Kindervater,Robert		208 Kindervater,Robert		217 Guust,Specken	

R 2 DSKM (KZ2) Heat 1 B < > C

Die schnellsten Zeiten

Ort	Nr. Fahrername	Zeit	Streckenl.	Ø Speed
Ziel	253 Imbourg,Thomas	0:47,755	1315 m	99,1 km/h
Sektion 1	253 Imbourg,Thomas	0:20,399	587 m	103,6 km/h
Sektion 2	211 Rehm,Maxim	0:13,871	315 m	81,8 km/h
Sektion 3	203 Trefilow,David	0:13,297	413 m	111,8 km/h

	Snr.211 Rehm,Maxim DEU Rehm Racing			Snr.253 Imbourg,Thomas FRA CPB Sport			Snr.226 Holzem,Sandro DEU CPB Sport			Snr.201 Pex,Jorrit NLD SP Motorsport			Snr.254 Gerhards,Tim NLD CPB Sport		
	theoretisch mögliche Bestzeit	Ziel	Sektion 3	theoretisch mögliche Bestzeit	Ziel	Sektion 3	theoretisch mögliche Bestzeit	Ziel	Sektion 3	theoretisch mögliche Bestzeit	Ziel	Sektion 3	theoretisch mögliche Bestzeit	Ziel	Sektion 3
best	0:48,103	0:20,649	0:13,871	0:47,755	0:20,399	0:13,376	0:48,081	0:20,550	0:13,413	0:48,237	0:20,594	0:13,418	0:48,213	0:20,621	0:13,467
Runde 1	0:52,379	0:23,709	0:14,811	0:53,543	0:24,862	0:14,924	0:52,735	0:24,119	0:14,766	0:52,682	0:23,775	0:14,883	0:53,652	0:23,733	0:13,978
Runde 2	0:51,563	0:22,340	0:15,302	0:51,561	0:21,253	0:16,153	0:51,991	0:22,318	0:15,911	0:52,136	0:22,486	0:15,630	0:50,249	0:21,375	0:14,095
Runde 3	0:49,415	0:21,272	0:14,355	0:48,979	0:20,850	0:14,554	0:49,484	0:21,209	0:14,641	0:49,734	0:21,430	0:14,529	0:49,055	0:20,948	0:13,695
Runde 4	0:49,211	0:21,273	0:14,319	0:49,134	0:21,274	0:14,352	0:49,587	0:21,284	0:14,719	0:49,895	0:21,614	0:14,609	0:49,663	0:21,632	0:13,580
Runde 5	0:48,260	0:20,713	0:14,030	0:48,098	0:20,562	0:14,025	0:48,527	0:20,800	0:14,226	0:48,567	0:20,751	0:14,279	0:49,267	0:21,481	0:13,497
Runde 6	0:48,264	0:20,764	0:14,070	0:47,970	0:20,597	0:13,967	0:48,189	0:20,722	0:14,027	0:48,237	0:20,611	0:14,163	0:48,327	0:20,812	0:13,467
Runde 7	0:48,846	0:21,347	0:13,949	0:49,102	0:21,567	0:14,138	0:48,324	0:20,763	0:14,148	0:48,259	0:20,635	0:14,156	0:48,271	0:20,621	0:13,485
Runde 8	0:48,336	0:20,790	0:13,932	0:48,688	0:20,495	0:14,726	0:48,696	0:20,550	0:14,679	0:48,573	0:20,594	0:14,561	0:48,271	0:20,659	0:13,609
Runde 9	0:48,196	0:20,773	0:13,871	0:47,755	0:20,399	0:13,920	0:48,255	0:20,682	0:14,100	0:48,950	0:20,903	0:14,297	0:48,610	0:21,085	0:13,485
Runde 10	0:48,232	0:20,735	0:13,911	0:47,806	0:20,475	0:13,955	0:48,081	0:20,654	0:13,954	0:48,625	0:20,933	0:14,182	0:48,963	0:21,320	0:13,485
Runde 11	0:48,103	0:20,649	0:13,919	0:48,105	0:20,717	0:13,959	0:48,104	0:20,663	0:13,975	0:49,008	0:21,298	0:14,148	0:48,632	0:20,928	0:13,490

R 2 DSKM (KZ2) Heat 1 B < > C

Die schnellsten Zeiten				
Ort	Nr. Fahrername	Zeit	Streckenl.	ø Speed
Ziel	253 Imbourg,Thomas	0:47,755	1315 m	99,1 km/h
Sektion 1	253 Imbourg,Thomas	0:20,399	587 m	103,6 km/h
Sektion 2	211 Rehm,Mexim	0:13,871	315 m	81,8 km/h
Sektion 3	203 Treflow,David	0:13,297	413 m	111,8 km/h

	Snr.219 Rieberer,Paul AUT		Snr.218 Julius-Bernhart,Jannik DEU		Snr.252 Spirgel,Matteo FRA		Snr.212 Fritsch,Valentino DEU		Snr.224 Kirkby,Jesse DEU											
	theoretisch mögliche Bestzeit	Ziel	theoretisch mögliche Bestzeit	Ziel	theoretisch mögliche Bestzeit	Ziel	theoretisch mögliche Bestzeit	Ziel	theoretisch mögliche Bestzeit	Ziel										
best	0:48,191	0:20,714	0:13,948	0:13,444	0:48,068	0:20,521	0:14,045	0:13,315	0:47,994	0:20,559	0:13,998	0:13,384	0:48,099	0:20,585	0:14,059	0:13,335	0:48,088	0:20,578	0:13,984	0:13,367
Runde 1	0:54,978	0:25,046	0:16,079	0:13,853	0:54,138	0:24,204	0:16,040	0:13,894	0:54,636	0:24,280	0:16,375	0:13,981	0:55,185	0:24,065	0:17,291	0:13,829	0:55,562	0:24,984	0:16,652	0:13,926
Runde 2	0:50,401	0:21,623	0:14,627	0:14,151	0:49,929	0:21,283	0:14,798	0:13,848	0:50,336	0:21,297	0:14,710	0:14,329	0:50,270	0:21,373	0:14,652	0:14,245	0:50,097	0:21,557	0:14,736	0:13,804
Runde 3	0:49,075	0:21,033	0:14,297	0:13,745	0:49,843	0:21,198	0:14,642	0:14,003	0:49,271	0:21,100	0:14,464	0:13,707	0:48,956	0:21,034	0:14,437	0:13,485	0:49,660	0:21,641	0:14,376	0:13,643
Runde 4	0:49,179	0:20,939	0:14,587	0:13,653	0:50,440	0:21,462	0:14,710	0:14,268	0:49,332	0:21,370	0:14,393	0:13,569	0:49,421	0:21,042	0:14,879	0:13,500	0:49,491	0:21,056	0:14,472	0:13,963
Runde 5	0:48,999	0:20,958	0:14,480	0:13,561	0:48,562	0:20,845	0:14,195	0:13,522	0:48,721	0:20,953	0:14,226	0:13,542	0:48,991	0:20,754	0:14,568	0:13,669	0:49,130	0:21,390	0:14,283	0:13,457
Runde 6	0:48,250	0:20,744	0:14,062	0:13,444	0:48,238	0:20,740	0:14,108	0:13,390	0:48,094	0:20,627	0:14,010	0:13,457	0:48,495	0:20,836	0:14,227	0:13,432	0:48,151	0:20,717	0:14,067	0:13,367
Runde 7	0:48,191	0:20,794	0:13,948	0:13,449	0:48,267	0:20,850	0:14,045	0:13,372	0:47,994	0:20,594	0:13,998	0:13,402	0:48,099	0:20,668	0:14,059	0:13,372	0:48,173	0:20,727	0:14,042	0:13,404
Runde 8	0:48,501	0:20,931	0:14,089	0:13,481	0:48,068	0:20,521	0:14,101	0:13,446	0:49,361	0:20,559	0:14,635	0:14,167	0:48,113	0:20,585	0:14,176	0:13,352	0:48,088	0:20,659	0:13,984	0:13,445
Runde 9	0:49,979	0:21,374	0:15,036	0:13,569	0:50,004	0:21,005	0:15,599	0:13,400	0:48,661	0:21,189	0:14,023	0:13,449	0:50,118	0:21,262	0:15,365	0:13,491	0:49,618	0:20,801	0:15,388	0:13,429
Runde 10	0:48,473	0:20,728	0:14,225	0:13,470	0:48,244	0:20,792	0:14,137	0:13,315	0:48,946	0:21,446	0:14,116	0:13,384	0:48,793	0:21,288	0:14,170	0:13,335	0:48,598	0:21,042	0:14,179	0:13,377
Runde 11	0:48,417	0:20,714	0:14,256	0:13,447	0:48,183	0:20,680	0:14,106	0:13,397	0:49,567	0:21,465	0:14,240	0:13,862	0:48,650	0:20,660	0:14,067	0:13,923	0:48,293	0:20,578	0:14,080	0:13,635



R 2 DSKM (KZ2) Heat 1 B < > C

Die schnellsten Zeiten

Ort	Nr. Fahrername	Zeit	Streckenl.	Ø Speed
Ziel	253 Imbourg,Thomas	0:47,755	1315 m	99,1 km/h
Sektion 1	253 Imbourg,Thomas	0:20,399	587 m	103,6 km/h
Sektion 2	211 Rehm,Mexim	0:13,871	315 m	81,8 km/h
Sektion 3	203 Trefilow,David	0:13,297	413 m	111,8 km/h

	Snr.222 Rousseau,Corentin FRA Maranello SRP Factory Team		Snr.207 Schmitz,Alexander DEU Team Kartstore.de		Snr.288 Neumann,Thomas DEU BIREL ART RACING KSW		Snr.220 Meilker,Nigel NLD Paauper Kart Racing Jacco Paauwe		Snr.250 Vilkans,Edgars LTU RMLatvia							
	theoretisch mögliche Bestzeit	Ziel	theoretisch mögliche Bestzeit	Ziel	theoretisch mögliche Bestzeit	Ziel	theoretisch mögliche Bestzeit	Ziel	theoretisch mögliche Bestzeit	Ziel						
best	0:47,947	0:20,599	0:13,984	0:13,345	0:48,032	0:20,592	0:13,964	0:13,426	0:48,344	0:20,727	0:14,043	0:13,476	0:48,314	0:20,726	0:14,024	0:13,552
Runde 1	0:55,750	0:25,968	0:16,063	0:13,719	0:53,874	0:24,106	0:15,601	0:14,167	0:56,571	0:25,351	0:17,046	0:14,174	0:55,936	0:24,776	0:16,951	0:14,209
Runde 2	0:51,159	0:22,549	0:14,885	0:13,725	0:50,702	0:21,338	0:14,927	0:14,437	0:50,068	0:21,570	0:14,586	0:13,912	0:50,131	0:21,609	0:14,680	0:13,842
Runde 3	0:49,156	0:20,993	0:14,511	0:13,652	0:49,061	0:21,043	0:14,355	0:13,663	0:49,275	0:21,089	0:14,473	0:13,713	0:49,083	0:21,114	0:14,284	0:13,685
Runde 4	0:49,401	0:20,911	0:14,727	0:13,763	0:50,407	0:21,680	0:15,085	0:13,642	0:49,034	0:20,987	0:14,392	0:13,655	0:49,342	0:21,160	0:14,526	0:13,656
Runde 5	0:50,109	0:22,183	0:14,448	0:13,478	0:49,543	0:20,737	0:14,560	0:14,246	0:49,846	0:22,033	0:14,221	0:13,592	0:49,921	0:21,922	0:14,317	0:13,682
Runde 6	0:48,199	0:20,648	0:14,077	0:13,474	0:48,730	0:21,149	0:14,099	0:13,482	0:48,743	0:21,120	0:14,147	0:13,476	0:48,893	0:21,181	0:14,067	0:13,645
Runde 7	0:48,165	0:20,670	0:14,098	0:13,397	0:48,121	0:20,617	0:14,066	0:13,438	0:48,416	0:20,756	0:14,069	0:13,591	0:48,730	0:21,066	0:14,071	0:13,593
Runde 8	0:47,947	0:20,610	0:13,984	0:13,353	0:48,032	0:20,592	0:13,964	0:13,476	0:48,344	0:20,755	0:14,043	0:13,546	0:48,314	0:20,726	0:14,024	0:13,564
Runde 9	0:49,480	0:20,673	0:15,377	0:13,430	0:50,599	0:21,284	0:15,787	0:13,528	0:48,588	0:20,842	0:14,154	0:13,592	0:48,594	0:20,966	0:14,054	0:13,574
Runde 10	0:48,603	0:21,125	0:14,133	0:13,345	0:48,675	0:21,271	0:13,978	0:13,426	0:48,473	0:20,727	0:14,183	0:13,563	0:48,511	0:20,750	0:14,144	0:13,617
Runde 11	0:48,230	0:20,599	0:14,073	0:13,558	0:48,238	0:20,752	0:13,996	0:13,490	0:48,638	0:20,808	0:14,282	0:13,548	0:48,538	0:20,743	0:14,243	0:13,552



R 2 DSKM (K22) Heat 1 B < > C

Die schnellsten Zeiten

Ort	Nr. Fahrername	Zeit	Streckenl.	ø Speed
Ziel	253 Imbourg,Thomas	0:47,755	1315 m	99,1 km/h
Sektion 1	253 Imbourg,Thomas	0:20,399	587 m	103,6 km/h
Sektion 2	211 Rehm,Mexim	0:13,871	315 m	81,8 km/h
Sektion 3	203 Trefilov,David	0:13,297	413 m	111,8 km/h

	Smr.209 Arnold,Felix DEU Maranello SRP Factory Team			Smr.203 Trefilov,David DEU Maranello SRP Factory Team			Smr.213 Träger,Tim DEU Maranello SRP Factory Team			Smr.208 Kindervater,Robert DEU BIREL ART RACING KSW ADAC Berlin-Brandenburg e.V.			Smr.217 Guust,Specken NLD CRG Holland VAR			
	theoretisch mögliche Bestzeit	Sektion 1	Sektion 2	Sektion 3	theoretisch mögliche Bestzeit	Sektion 1	Sektion 2	Sektion 3	theoretisch mögliche Bestzeit	Sektion 1	Sektion 2	Sektion 3	theoretisch mögliche Bestzeit	Sektion 1	Sektion 2	Sektion 3
best	0:48,332	0:20,548	0:14,041	0:13,383	0:47,992	0:20,571	0:13,996	0:13,297	0:47,865	0:20,490	0:13,971	0:13,334	0:24,986	0:19,886		
Runde 1	0:53,715	0:25,106	0:14,836	0:13,773	0:55,959	0:25,832	0:16,337	0:13,790	0:56,016	0:25,576	0:16,653	0:13,787	0:24,986	0:19,886		
Runde 2	0:50,905	0:21,358	0:15,862	0:13,685	0:50,457	0:21,275	0:14,723	0:14,459	0:50,169	0:21,639	0:14,837	0:13,693				
Runde 3	0:49,010	0:21,035	0:14,361	0:13,614	0:49,284	0:20,865	0:14,616	0:13,803	0:49,340	0:21,259	0:14,348	0:13,733				
Runde 4	0:48,697	0:20,911	0:14,214	0:13,572	0:49,201	0:20,813	0:14,670	0:13,718	0:49,331	0:20,925	0:14,582	0:13,824				
Runde 5	0:48,431	0:20,794	0:14,106	0:13,531	0:48,578	0:20,665	0:14,402	0:13,511	0:49,221	0:21,587	0:14,178	0:13,456				
Runde 6	0:48,332	0:20,798	0:14,041	0:13,493	0:47,992	0:20,582	0:14,050	0:13,360	0:48,095	0:20,698	0:13,998	0:13,399				
Runde 7	0:49,452	0:21,966	0:14,103	0:13,383	0:47,997	0:20,660	0:14,009	0:13,328	0:48,248	0:20,655	0:14,123	0:13,470				
Runde 8	0:49,735	0:20,600	0:15,469	0:13,666	0:48,174	0:20,571	0:13,996	0:13,607	0:47,865	0:20,490	0:13,971	0:13,404				
Runde 9	0:48,778	0:20,548	0:14,337	0:13,843	0:49,717	0:21,629	0:14,584	0:13,504	0:49,800	0:20,852	0:15,554	0:13,394				
Runde 10	0:48,485	0:20,885	0:14,159	0:13,441	0:48,094	0:20,763	0:14,034	0:13,297	0:48,597	0:21,122	0:14,141	0:13,334				
Runde 11	0:49,064	0:21,453	0:14,185	0:13,426	0:48,688	0:21,090	0:14,121	0:13,477	0:48,483	0:20,581	0:14,086	0:13,816				

R 2 DSKM (K22) Heat 1 B < > C

Ziel		Sektion 1		Sektion 2		Sektion 3	
Fahrername	Zeit	Fahrername	Zeit	Fahrername	Zeit	Fahrername	Zeit
1 253 Imbourg,Thomas	0:47,755	253 Imbourg,Thomas	0:20,399	211 Rehm,Maxim	0:13,871	203 Trefilov,David	0:13,297
2 213 Tröger,Tim	0:47,865	213 Tröger,Tim	0:20,490	253 Imbourg,Thomas	0:13,920	218 Julius-Bernhart,Jannik	0:13,315
3 222 Rousseau,Corentin	0:47,947	218 Julius-Bernhart,Jannik	0:20,521	219 Rieberer,Paul	0:13,948	213 Tröger,Tim	0:13,334
4 203 Trefilov,David	0:47,992	209 Arnold,Felix	0:20,548	226 Holzem,Sandro	0:13,954	212 Fritsch,Valentino	0:13,335
5 252 Spirigel,Matteo	0:47,994	226 Holzem,Sandro	0:20,550	207 Schmitz,Alexander	0:13,964	222 Rousseau,Corentin	0:13,345
6 207 Schmitz,Alexander	0:48,032	252 Spirigel,Matteo	0:20,559	213 Tröger,Tim	0:13,971	224 Kirkby,Jesse	0:13,367
7 218 Julius-Bernhart,Jannik	0:48,068	203 Trefilov,David	0:20,571	224 Kirkby,Jesse	0:13,984	253 Imbourg,Thomas	0:13,376
8 226 Holzem,Sandro	0:48,081	224 Kirkby,Jesse	0:20,578	222 Rousseau,Corentin	0:13,984	209 Arnold,Felix	0:13,383
9 224 Kirkby,Jesse	0:48,088	212 Fritsch,Valentino	0:20,585	203 Trefilov,David	0:13,996	252 Spirigel,Matteo	0:13,384
10 212 Fritsch,Valentino	0:48,099	207 Schmitz,Alexander	0:20,592	252 Spirigel,Matteo	0:13,998	226 Holzem,Sandro	0:13,413
11 211 Rehm,Maxim	0:48,103	201 Pex,Jorrit	0:20,594	254 Gerhards,Tim	0:14,003	201 Pex,Jorrit	0:13,418
12 219 Rieberer,Paul	0:48,191	222 Rousseau,Corentin	0:20,599	250 Vilcans,Edgars	0:14,024	207 Schmitz,Alexander	0:13,426
13 254 Gerhards,Tim	0:48,213	254 Gerhards,Tim	0:20,621	209 Arnold,Felix	0:14,041	288 Neumann,Thomas	0:13,429
14 201 Pex,Jorrit	0:48,237	211 Rehm,Maxim	0:20,649	220 Melker,Nigel	0:14,043	211 Rehm,Maxim	0:13,430
15 250 Vilcans,Edgars	0:48,314	219 Rieberer,Paul	0:20,714	218 Julius-Bernhart,Jannik	0:14,045	219 Rieberer,Paul	0:13,444
16 209 Arnold,Felix	0:48,332	250 Vilcans,Edgars	0:20,726	212 Fritsch,Valentino	0:14,059	254 Gerhards,Tim	0:13,467
17 220 Melker,Nigel	0:48,344	220 Melker,Nigel	0:20,727	288 Neumann,Thomas	0:14,086	220 Melker,Nigel	0:13,476
18 288 Neumann,Thomas	0:48,373	288 Neumann,Thomas	0:20,793	201 Pex,Jorrit	0:14,148	250 Vilcans,Edgars	0:13,552
19 208 Kindervater,Robert		217 Guust,Specken	0:24,986	217 Guust,Specken	0:19,886	208 Kindervater,Robert	
20 217 Guust,Specken		208 Kindervater,Robert		208 Kindervater,Robert		217 Guust,Specken	

R 2 DSKM (KZ2) Heat 1 B < > C

Die schnellsten Zeiten

Ort	Nr. Fahrername	Zeit	Streckenl.	Ø Speed
Ziel	253 Imbourg,Thomas	0:47,755	1315 m	99,1 km/h
Sektion 1	253 Imbourg,Thomas	0:20,399	587 m	103,6 km/h
Sektion 2	211 Rehm,Maxim	0:13,871	315 m	81,8 km/h
Sektion 3	203 Trefilov,David	0:13,297	413 m	111,8 km/h

	Snr.211 Rehm,Maxim DEU Rehm Racing			Snr.253 Imbourg,Thomas FRA CPB Sport			Snr.226 Holzem,Sandro DEU CPB Sport			Snr.201 Pex,Jorrit NLD SP Motorsport			Snr.209 Arnold,Felix DEU Maranello SRP Factory Team		
	theoretisch mögliche Bestzeit	Ziel	Sektion 3	theoretisch mögliche Bestzeit	Ziel	Sektion 3	theoretisch mögliche Bestzeit	Ziel	Sektion 3	theoretisch mögliche Bestzeit	Ziel	Sektion 3	theoretisch mögliche Bestzeit	Ziel	Sektion 3
best	0:48,103	0:20,649	0:13,871	0:47,755	0:20,399	0:13,376	0:48,081	0:20,550	0:13,954	0:48,237	0:20,594	0:13,418	0:48,332	0:20,548	0:13,383
Runde 1	0:52,379	0:23,709	0:14,811	0:53,543	0:24,862	0:14,924	0:52,735	0:24,119	0:14,766	0:52,682	0:23,775	0:14,883	0:53,715	0:25,106	0:14,836
Runde 2	0:51,563	0:22,340	0:15,302	0:51,561	0:21,253	0:16,153	0:51,991	0:22,318	0:15,911	0:52,136	0:22,486	0:15,630	0:50,905	0:21,358	0:15,862
Runde 3	0:49,415	0:21,272	0:14,355	0:48,979	0:20,850	0:14,554	0:49,484	0:21,209	0:14,641	0:49,734	0:21,430	0:14,529	0:49,010	0:21,035	0:14,361
Runde 4	0:49,211	0:21,273	0:14,319	0:49,134	0:21,274	0:14,352	0:49,587	0:21,284	0:14,719	0:49,895	0:21,614	0:14,609	0:48,697	0:20,911	0:14,214
Runde 5	0:48,260	0:20,713	0:14,030	0:48,098	0:20,562	0:14,025	0:48,527	0:20,800	0:14,226	0:48,567	0:20,751	0:14,279	0:48,431	0:20,794	0:14,106
Runde 6	0:48,264	0:20,764	0:14,070	0:47,970	0:20,597	0:13,967	0:48,189	0:20,722	0:14,027	0:48,237	0:20,611	0:14,163	0:48,332	0:20,798	0:14,041
Runde 7	0:48,846	0:21,347	0:13,949	0:49,102	0:21,567	0:14,138	0:48,324	0:20,763	0:14,148	0:48,259	0:20,635	0:14,156	0:49,452	0:21,966	0:14,103
Runde 8	0:48,336	0:20,790	0:13,932	0:48,688	0:20,495	0:14,726	0:48,696	0:20,550	0:14,679	0:48,573	0:20,594	0:14,561	0:49,735	0:20,600	0:13,666
Runde 9	0:48,196	0:20,773	0:13,871	0:47,755	0:20,399	0:13,920	0:48,255	0:20,682	0:14,100	0:48,950	0:20,903	0:14,297	0:48,728	0:20,548	0:14,337
Runde 10	0:48,232	0:20,735	0:13,911	0:47,806	0:20,475	0:13,955	0:48,081	0:20,654	0:13,954	0:48,625	0:20,933	0:14,182	0:48,485	0:20,885	0:14,159
Runde 11	0:48,103	0:20,649	0:13,919	0:48,105	0:20,717	0:13,959	0:48,104	0:20,663	0:13,975	0:49,008	0:21,298	0:14,148	0:49,064	0:21,453	0:14,185
															0:13,426



R 2 DSKM (KZ2) Heat 1 B < > C

Die schnellsten Zeiten

Ort	Nr. Fahrername	Zeit	Streckenl.	Ø Speed
Ziel	253 Imbourg,Thomas	0:47,755	1315 m	99,1 km/h
Sektion 1	253 Imbourg,Thomas	0:20,399	587 m	103,6 km/h
Sektion 2	211 Rehm,Mexim	0:13,871	315 m	81,8 km/h
Sektion 3	203 Trefilov,David	0:13,297	413 m	111,8 km/h

	Smr.254 Gerhards,Tim NLD CPB Sport			Smr.203 Trefilov,David DEU Maranello SRP Factory Team			Smr.219 Rieberer,Paul AUT Dörr Motorsport			Smr.252 Spirigel,Matteo FRA CPB Sport			Smr.218 Julius-Bernhart,Jannik DEU Dörr Motorsport							
	theoretisch mögliche Bestzeit	Sektion 1	Sektion 2	Sektion 3	theoretisch mögliche Bestzeit	Sektion 1	Sektion 2	Sektion 3	theoretisch mögliche Bestzeit	Sektion 1	Sektion 2	Sektion 3	theoretisch mögliche Bestzeit	Sektion 1	Sektion 2	Sektion 3				
best	0:48,213	0:20,621	0:14,003	0:13,467	0:47,992	0:20,571	0:13,996	0:13,297	0:48,191	0:20,714	0:13,948	0:13,444	0:47,994	0:20,559	0:13,998	0:13,384	0:48,068	0:20,521	0:14,045	0:13,315
Runde 1	0:53,652	0:23,733	0:15,941	0:13,978	0:55,959	0:25,832	0:16,337	0:13,790	0:54,978	0:25,046	0:16,079	0:13,853	0:54,636	0:24,280	0:16,375	0:13,981	0:54,138	0:24,204	0:16,040	0:13,894
Runde 2	0:50,249	0:21,375	0:14,779	0:14,095	0:50,457	0:21,275	0:14,723	0:14,459	0:50,401	0:21,623	0:14,627	0:14,151	0:50,336	0:21,297	0:14,710	0:14,329	0:49,929	0:21,283	0:14,798	0:13,848
Runde 3	0:49,055	0:20,948	0:14,412	0:13,695	0:49,284	0:20,865	0:14,616	0:13,803	0:49,075	0:21,033	0:14,297	0:13,745	0:49,271	0:21,100	0:14,464	0:13,707	0:49,843	0:21,198	0:14,642	0:14,003
Runde 4	0:49,663	0:21,632	0:14,451	0:13,580	0:49,201	0:20,813	0:14,670	0:13,718	0:49,179	0:20,939	0:14,587	0:13,653	0:49,332	0:21,370	0:14,393	0:13,569	0:50,440	0:21,462	0:14,710	0:14,268
Runde 5	0:49,267	0:21,481	0:14,289	0:13,497	0:48,578	0:20,665	0:14,402	0:13,511	0:48,999	0:20,958	0:14,480	0:13,561	0:48,721	0:20,953	0:14,226	0:13,542	0:48,562	0:20,845	0:14,195	0:13,522
Runde 6	0:48,327	0:20,812	0:14,048	0:13,467	0:47,992	0:20,582	0:14,050	0:13,360	0:48,250	0:20,744	0:14,062	0:13,444	0:48,094	0:20,627	0:14,010	0:13,457	0:48,238	0:20,740	0:14,108	0:13,390
Runde 7	0:48,213	0:20,621	0:14,107	0:13,485	0:47,997	0:20,660	0:14,009	0:13,328	0:48,191	0:20,794	0:13,948	0:13,449	0:47,994	0:20,594	0:13,998	0:13,402	0:48,267	0:20,850	0:14,045	0:13,372
Runde 8	0:48,271	0:20,659	0:14,003	0:13,609	0:48,174	0:20,571	0:13,996	0:13,607	0:48,501	0:20,931	0:14,089	0:13,481	0:49,361	0:20,559	0:14,635	0:14,167	0:48,068	0:20,521	0:14,101	0:13,446
Runde 9	0:48,610	0:21,085	0:14,040	0:13,485	0:49,717	0:21,629	0:14,584	0:13,504	0:49,979	0:21,374	0:15,036	0:13,569	0:48,661	0:21,189	0:14,023	0:13,449	0:50,004	0:21,005	0:15,599	0:13,400
Runde 10	0:48,963	0:21,320	0:14,158	0:13,485	0:48,094	0:20,763	0:14,034	0:13,297	0:48,423	0:20,728	0:14,225	0:13,470	0:48,946	0:21,446	0:14,116	0:13,384	0:48,244	0:20,792	0:14,137	0:13,315
Runde 11	0:48,632	0:20,928	0:14,214	0:13,490	0:48,688	0:21,090	0:14,121	0:13,477	0:48,417	0:20,714	0:14,256	0:13,447	0:49,567	0:21,465	0:14,240	0:13,862	0:48,183	0:20,680	0:14,106	0:13,397

R 2 DSKM (KZ2) Heat 1 B < > C

Die schnellsten Zeiten

Ort	Nr. Fahrername	Zeit	Streckenl.	ø Speed
Ziel	253 Imbourg,Thomas	0:47,755	1315 m	99,1 km/h
Sektion 1	253 Imbourg,Thomas	0:20,399	587 m	103,6 km/h
Sektion 2	211 Rehm,Mexim	0:13,871	315 m	81,8 km/h
Sektion 3	203 Trefilow,David	0:13,297	413 m	111,8 km/h

	Smr.212 Fritsch,Valentino DEU Maranello SRP Factory Team			Smr.213 Träger,Tim DEU Maranello SRP Factory Team			Smr.224 Kirkby,Jesse DEU Maranello SRP Factory Team			Smr.222 Rousseau,Corentin FRA Maranello SRP Factory Team			Smr.207 Schmitz,Alexander DEU Team Kartstore.de			
	theoretisch mögliche Bestzeit	Sektion 1	Sektion 2	Sektion 3	theoretisch mögliche Bestzeit	Sektion 1	Sektion 2	Sektion 3	theoretisch mögliche Bestzeit	Sektion 1	Sektion 2	Sektion 3	theoretisch mögliche Bestzeit	Sektion 1	Sektion 2	Sektion 3
best	0:48,099	0:20,585	0:14,059	0:13,335	0:47,865	0:20,490	0:13,971	0:13,334	0:47,947	0:20,599	0:13,984	0:13,345	0:48,032	0:20,592	0:13,964	0:13,426
Runde 1	0:55,185	0:24,065	0:17,291	0:13,829	0:50,016	0:25,576	0:16,653	0:13,787	0:55,562	0:24,984	0:16,652	0:13,926	0:53,874	0:24,106	0:15,601	0:14,167
Runde 2	0:50,270	0:21,373	0:14,652	0:14,245	0:50,169	0:21,639	0:14,837	0:13,693	0:50,097	0:21,557	0:14,736	0:13,804	0:50,702	0:21,338	0:14,927	0:14,437
Runde 3	0:48,956	0:21,034	0:14,437	0:13,485	0:49,340	0:21,259	0:14,348	0:13,733	0:49,660	0:21,641	0:14,376	0:13,643	0:49,061	0:21,043	0:14,355	0:13,663
Runde 4	0:49,421	0:21,042	0:14,879	0:13,500	0:49,331	0:20,925	0:14,582	0:13,824	0:49,491	0:21,056	0:14,472	0:13,963	0:50,407	0:21,680	0:15,085	0:13,642
Runde 5	0:48,991	0:20,754	0:14,568	0:13,669	0:49,221	0:21,587	0:14,178	0:13,456	0:49,130	0:21,390	0:14,283	0:13,457	0:49,543	0:20,737	0:14,560	0:14,246
Runde 6	0:48,495	0:20,836	0:14,227	0:13,432	0:48,095	0:20,698	0:13,998	0:13,399	0:48,151	0:20,717	0:14,067	0:13,367	0:48,730	0:21,149	0:14,099	0:13,482
Runde 7	0:48,099	0:20,668	0:14,059	0:13,372	0:48,248	0:20,655	0:14,123	0:13,470	0:48,173	0:20,727	0:14,042	0:13,404	0:48,121	0:20,617	0:14,066	0:13,438
Runde 8	0:48,113	0:20,585	0:14,176	0:13,352	0:47,865	0:20,490	0:13,971	0:13,404	0:48,088	0:20,659	0:13,984	0:13,445	0:48,032	0:20,592	0:13,964	0:13,476
Runde 9	0:50,118	0:21,262	0:15,365	0:13,491	0:49,800	0:20,852	0:15,554	0:13,394	0:49,618	0:20,801	0:15,388	0:13,429	0:50,599	0:21,284	0:15,787	0:13,528
Runde 10	0:48,793	0:21,288	0:14,170	0:13,335	0:48,597	0:21,122	0:14,141	0:13,334	0:48,598	0:21,042	0:14,179	0:13,377	0:48,675	0:21,271	0:13,978	0:13,426
Runde 11	0:48,650	0:20,660	0:14,067	0:13,923	0:48,483	0:20,581	0:14,086	0:13,816	0:48,293	0:20,578	0:14,080	0:13,635	0:48,238	0:20,752	0:13,996	0:13,490

R 2 DSKM (KZ2) Heat 1 B < > C

Die schnellsten Zeiten

Ort	Nr. Fahrername	Zeit	Streckenl.	ø Speed
Ziel	253 Imbourg,Thomas	0:47,755	1315 m	99,1 km/h
Sektion 1	253 Imbourg,Thomas	0:20,399	587 m	103,6 km/h
Sektion 2	211 Rehm,Mexim	0:13,871	315 m	81,8 km/h
Sektion 3	203 Trefilow,David	0:13,297	413 m	111,8 km/h

	Stmr.288 Neumann,Thomas DEU BIREL ART RACING KSW theoretisch mögliche Bestzeit 0:48,308	Stmr.220 Melker,Nigel NLD Paauer Kart Racing Jacco Paauwe theoretisch mögliche Bestzeit 0:48,246	Stmr.250 Vilcans,Edgars LTU RMLatvia theoretisch mögliche Bestzeit 0:48,302	Stmr.208 Kindervater,Robert DEU BIREL ART RACING KSW ADAC Berlin-Brandenburg e.V. theoretisch mögliche Bestzeit 0:00,000	Stmr.217 Guust,Specken NLD CRG Holland VAR theoretisch mögliche Bestzeit 0:44,872
best	Ziel Sektion 1 Sektion 2 Sektion 3	Ziel Sektion 1 Sektion 2 Sektion 3	Ziel Sektion 1 Sektion 2 Sektion 3	Ziel Sektion 1 Sektion 2 Sektion 3	Ziel Sektion 1 Sektion 2 Sektion 3
Runde 1	0:53,922 0:29,570 0:16,356 0:13,996	0:50,571 0:25,351 0:17,046 0:14,174	0:55,936 0:24,776 0:16,951 0:14,209		0:24,986 0:19,886
Runde 2	0:50,909 0:21,774 0:14,763 0:14,372	0:50,068 0:21,570 0:14,586 0:13,912	0:50,131 0:21,609 0:14,680 0:13,842		
Runde 3	0:50,368 0:21,185 0:14,854 0:14,329	0:49,275 0:21,089 0:14,473 0:13,713	0:49,083 0:21,114 0:14,284 0:13,685		
Runde 4	0:49,630 0:21,508 0:14,407 0:13,715	0:49,034 0:20,987 0:14,392 0:13,655	0:49,342 0:21,160 0:14,526 0:13,656		
Runde 5	0:49,681 0:21,832 0:14,379 0:13,470	0:49,846 0:22,033 0:14,221 0:13,592	0:49,921 0:21,922 0:14,317 0:13,682		
Runde 6	0:48,608 0:20,922 0:14,205 0:13,481	0:48,743 0:21,120 0:14,147 0:13,476	0:48,893 0:21,181 0:14,067 0:13,645		
Runde 7	0:48,383 0:20,807 0:14,098 0:13,478	0:48,416 0:20,756 0:14,069 0:13,591	0:48,730 0:21,066 0:14,071 0:13,593		
Runde 8	0:48,373 0:20,793 0:14,086 0:13,494	0:48,344 0:20,755 0:14,043 0:13,546	0:48,314 0:20,726 0:14,024 0:13,564		
Runde 9	0:48,564 0:20,793 0:14,342 0:13,479	0:48,588 0:20,842 0:14,154 0:13,592	0:48,594 0:20,966 0:14,054 0:13,574		
Runde 10	0:48,982 0:21,273 0:14,240 0:13,469	0:48,473 0:20,727 0:14,183 0:13,563	0:48,511 0:20,750 0:14,144 0:13,617		
Runde 11	0:48,673 0:20,977 0:14,134 0:13,562	0:48,638 0:20,808 0:14,282 0:13,548	0:48,538 0:20,743 0:14,243 0:13,552		

10	264	NSL Racing SCHERBINSKAS Lukas Startposition 19
9	202	SP Motorsport HAANEN Kris Startposition 17
8	277	Lanari Racing Team RIED Lenny Startposition 15
7	256	BIREI ART RACING KSW LIWINSKI David Startposition 13
6	216	CRG Holland CHRISTIAAN de Kleijn Startposition 11
5	227	SP Motorsport DOORN Coen Startposition 9
4	210	Haak Motorsport SCHÄCHER Lukas Startposition 7
3	206	SP Motorsport PEX Stan Startposition 5
2	225	BIREI ART RACING KSW VASILE Daniel Startposition 3
1	215	Dörr Motorsport STELL Daniel Startposition 1

10	250	RMLatvia VILCANS Edgars Startposition 20
9	254	CPB Sport GERHARDS Tim Startposition 18
8	224	Maranello SRP Factory Team KIRKBY Jesse Startposition 16
7	212	Maranello SRP Factory Team FRITSCH Valentino Startposition 14
6	213	Maranello SRP Factory Team TRÖGER Tim Startposition 12
5	217	CRG Holland GUUST Specken Startposition 10
4	208	BIREI ART RACING KSW KINDERVATER Robert Startposition 8
3	203	Maranello SRP Factory Team TREFILOV David Startposition 6
2	211	Rehm Racing REHM Maxim Startposition 4
1	201	SP Motorsport PEX Jorrit Startposition 2



Starting Grid Group A - B DSKM (KZ2)

Rennen 10



10	264	NSL Racing SCHERBINSKAS Lukas Startposition 19
9	202	SP Motorsport HAANEN Kris Startposition 17
8	277	Lanari Racing Team RIED Lenny Startposition 15
7	256	BIREI ART RACING KSW LIWINSKI David Startposition 13
6	216	CRG Holland CHRISTIAAN de Kleijn Startposition 11
5	227	SP Motorsport DOORN Coen Startposition 9
4	210	Haak Motorsport SCHÄCHER Lukas Startposition 7
3	206	SP Motorsport PEX Stan Startposition 5
2	225	BIREI ART RACING KSW VASILE Daniel Startposition 3
1	215	Dörr Motorsport STELL Daniel Startposition 1

10	288	BIREI ART RACING KSW NEUMANN Thomas Startposition 20
9	220	Pauwer Kart Racing MELKER Nigel Startposition 18
8	218	Dörr Motorsport JULIUS-BERNHART Jannik Startposition 16
7	207	Team Kartstore.de SCHMITZ Alexander Startposition 14
6	219	Dörr Motorsport RIEBERER Paul Startposition 12
5	252	CPB Sport SPIRGEL Matteo Startposition 10
4	222	Maranello SRP Factory Team ROUSSEAU Corentin Startposition 8
3	253	CPB Sport IMBOURG Thomas Startposition 6
2	226	CPB Sport HOLZEM Sandro Startposition 4
1	209	Maranello SRP Factory Team ARNOLD Felix Startposition 2



Starting Grid Group A - C DSKM (KZ2)

Rennen 6

WWW.KART-DM.DE

10	250	RMLatvia VILCANS Edgars Startposition 19
9	254	CPB Sport GERHARDS Tim Startposition 17
8	224	Maranello SRP Factory Team KIRKBY Jesse Startposition 15
7	212	Maranello SRP Factory Team FRITSCH Valentino Startposition 13
6	213	Maranello SRP Factory Team TRÖGER Tim Startposition 11
5	217	CRG Holland GUUST Specken Startposition 9
4	208	BIREL ART RACING KSW KINDERVATER Robert Startposition 7
3	203	Maranello SRP Factory Team TREFILOV David Startposition 5
2	211	Rehm Racing REHM Maxim Startposition 3
1	201	SP Motorsport PEX Jorrit Startposition 1

10	288	BIREL ART RACING KSW NEUMANN Thomas Startposition 20
9	220	Paauwer Kart Racing MELKER Nigel Startposition 18
8	218	Dörr Motorsport JULIUS-BERNHART Jannik Startposition 16
7	207	Team Kartstore.de SCHMITZ Alexander Startposition 14
6	219	Dörr Motorsport RIEBERER Paul Startposition 12
5	252	CPB Sport SPIRGEL Matteo Startposition 10
4	222	Maranello SRP Factory Team ROUSSEAU Corentin Startposition 8
3	253	CPB Sport IMBOURG Thomas Startposition 6
2	226	CPB Sport HOLZEM Sandro Startposition 4
1	209	Maranello SRP Factory Team ARNOLD Felix Startposition 2



Starting Grid Group B - C DSKM (KZ2)

Rennen 2

WWW.KART-DM.DE

Groups DSKM (KZ2)

Group A

Pos.	Stnr. No.	Fahrer Driver	Nation	Bewerber Sponsor	Nation
1	215	STELL, Daniel	DEU	Dörr Motorsport	DEU
4	225	VASILE, Daniel	ROU	BIREL ART RACING KSW	AUT
7	206	PEX, Stan	NLD	SP Motorsport	NLD
10	210	SCHÄCHER, Lukas	DEU	Haak Motorsport	DEU
13	227	DOORN, Coen	NLD	SP Motorsport	NLD
16	216	CHRISTIAAN, de Kleijn	NLD	CRG Holland	NLD
19	256	LIWINSKI, David	POL	BIREL ART RACING KSW	AUT
22	277	RIED, Lenny	DEU	Lanani Racing Team	DEU
25	202	HAANEN, Kris	NLD	SP Motorsport	NLD
28	264	SCHERBINSKAS, Lukas	DEU	NSL Racing	LTU

Group B

Pos.	Stnr. No.	Fahrer Driver	Nation	Bewerber Sponsor	Nation
2	201	PEX, Jorrit	NLD	SP Motorsport	NLD
5	211	REHM, Maxim	DEU	Rehm Racing	DEU
8	203	TREFILOV, David	DEU	Maranello SRP Factory Team BIREL ART RACING KSW	DEU
11	208	KINDERVATER, Robert	DEU	ADAC Berlin-Brandenburg e.V.	AUT
14	217	GUUST, Specken	NLD	CRG Holland VAR	NLD
17	213	TRÖGER, Tim	DEU	Maranello SRP Factory Team	DEU
20	212	FRITSCH, Valentino	DEU	Maranello SRP Factory Team	DEU
23	224	KIRKBY, Jesse	DEU	Maranello SRP Factory Team	DEU
26	254	GERHARDS, Tim	NLD	CPB Sport	FRA
29	250	VILCANS, Edgars	LTU	RML Latvia	LTU

Group C

Pos.	Stnr. No.	Fahrer Driver	Nation	Bewerber Sponsor	Nation
3	209	ARNOLD, Felix	DEU	Maranello SRP Factory Team	DEU
6	226	HOLZEM, Sandro	DEU	CPB Sport	FRA
9	253	IMBOURG, Thomas	FRA	CPB Sport	FRA
12	222	ROUSSEAU, Corentin	FRA	Maranello SRP Factory Team	DEU
15	252	SPIRGEL, Matteo	FRA	CPB Sport	FRA
18	219	RIEBERER, Paul	AUT	Dörr Motorsport	DEU
21	207	SCHMITZ, Alexander	DEU	Team Kartstore.de	DEU
24	218	JULIUS-BERNHART, Jannik	DEU	Dörr Motorsport	DEU
27	220	MELKER, Nigel	NLD	Paauwer Kart Racing Jacco Pauauwe	NLD
30	288	NEUMANN, Thomas	DEU	BIREL ART RACING KSW	AUT

Rennleitung: Camillo Rößiger / Racedirektor: Horst Seidel
Sportkommissare: Nikolas Spaderna / Ulrich Bell / Jörg Müller
Techn. Kommissare: H.-J. Dangers / M. Grasshoff / M. Ambrosius / C.Schmidt / D.Pietzko
Zeilmahme: KART-DATA timing service / Franz Schiesler / Manuela Hintner

Ranking Qualifying Practice DSKM (K22)

Strecke / track: 1315m

started: 30 classified: 30 not classified: 0

Pos	Str. Nr.	Fahrer Driver	Nation	Bewerber / Sponsor	Nation	Lizenz B-Lizenz	Chassis / Motor / Reifen		Gr	Rn. Lp	Zeit Time
1	215	STELL, Daniel	DEU	Dörr Motorsport	DEU	10000	KR / IAME / VEGA	eingeteilt in Gruppe A	G2	5	0:47,317
2	201	PEX, Jorrit	NLD	SP Motorsport	NLD	005	KR / TM / VEGA	eingeteilt in Gruppe B	G1	6	0:47,429
3	209	ARNOLD, Felix	DEU	Maranello SRP Factory Team	DEU	10000	Maranello / TM / VEGA	eingeteilt in Gruppe C	G2	5	0:47,323
4	225	VASILE, Daniel	ROU	BIREL ART RACING KSW	AUT	10000	Birel Art / TM / VEGA	eingeteilt in Gruppe A	G1	5	0:47,458
5	211	REHM, Maxim	DEU	Rehm Racing	DEU	10000	Birel Art / TM / VEGA	eingeteilt in Gruppe B	G2	6	0:47,452
6	226	HOLZEM, Sandro	DEU	CPB Sport	FRA	10000	Sodikart / TM / VEGA	eingeteilt in Gruppe C	G1	6	0:47,476
7	206	PEX, Stan	NLD	SP Motorsport	NLD	005	KR / TM / VEGA	eingeteilt in Gruppe A	G2	5	0:47,470
8	203	TREFILOV, David	DEU	Maranello SRP Factory Team	DEU	10000	Maranello / TM / VEGA	eingeteilt in Gruppe B	G1	6	0:47,485
9	253	IMBOURG, Thomas	FRA	CPB Sport	FRA	10000	Sodikart / TM / VEGA	eingeteilt in Gruppe C	G2	5	0:47,474
10	210	SCHÄCHER, Lukas	DEU	Haak Motorsport	DEU	10000	KR / TM / VEGA	eingeteilt in Gruppe A	G1	6	0:47,509
11	208	KINDERVATER, Robert	DEU	BIREL ART RACING KSW ADAC Berlin-Brandenburg e.V.	AUT	10000	Birel Art / TM / VEGA	eingeteilt in Gruppe B	G2	6	0:47,502
12	222	ROUSSEAU, Corentin	FRA	Maranello SRP Factory Team	DEU	10000	Maranello / TM / VEGA	eingeteilt in Gruppe C	G1	6	0:47,575
13	227	DOORN, Coen	NLD	SP Motorsport	NLD	005	KR / TM / VEGA	eingeteilt in Gruppe A	G2	6	0:47,558
14	217	GUUST, Specken	NLD	CRG Holland VAR	NLD	007	CRG / TM / VEGA	eingeteilt in Gruppe B	G1	6	0:47,597
15	252	SPIRGEL, Matteo	FRA	CPB Sport	FRA	10000	Sodikart / TM / VEGA	eingeteilt in Gruppe C	G2	6	0:47,579
16	216	CHRISTIAAN, de Kleijn	NLD	CRG Holland VAR	NLD	007	CRG / TM / VEGA	eingeteilt in Gruppe A	G1	6	0:47,616
17	213	TRÖGER, Tim	DEU	Maranello SRP Factory Team	DEU	10000	Maranello / TM / VEGA	eingeteilt in Gruppe B	G2	5	0:47,592
18	219	RIEBERER, Paul	AUT	Dörr Motorsport	DEU	10000	KR / IAME / VEGA	eingeteilt in Gruppe C	G1	5	0:47,656
19	256	LIWINSKI, David	POL	BIREL ART RACING KSW	AUT	10000	Birel Art / TM / VEGA	eingeteilt in Gruppe A	G2	6	0:47,652
20	212	FRITSCH, Valentino	DEU	Maranello SRP Factory Team	DEU	10000	Maranello / TM / VEGA	eingeteilt in Gruppe B	G1	6	0:47,692
21	207	SCHMITZ, Alexander	DEU	Team Kartstore.de	DEU	10000	Tony Kart / Vortex / VEGA	eingeteilt in Gruppe C	G2	6	0:47,688
22	277	RIED, Lenny	DEU	Lanari Racing Team	DEU	10000	KR / TM / VEGA	eingeteilt in Gruppe A	G1	5	0:47,767
23	224	KIRKBY, Jesse	DEU	Maranello SRP Factory Team	DEU	10000	Maranello / TM / VEGA	eingeteilt in Gruppe B	G2	7	0:47,692
24	218	JULIUS-BERNHART, Jannik	DEU	Dörr Motorsport	DEU	10000	KR / IAME / VEGA	eingeteilt in Gruppe C	G1	6	0:47,794
25	202	HAANEN, Kris	NLD	SP Motorsport	NLD	005	KR / TM / VEGA	eingeteilt in Gruppe A	G2	6	0:47,700
26	254	GERHARDS, Tim	NLD	CPB Sport	FRA	10000	Sodikart / TM / VEGA	eingeteilt in Gruppe B	G1	6	0:47,803
27	220	MELKER, Nigel	NLD	Paauwer Kart Racing Jacco Paauwe	NLD	006	Birel Art / TM / VEGA	eingeteilt in Gruppe C	G2	6	0:48,006
28	264	SCHERBINSKAS, Lukas	DEU	NSL Racing	LTU	06	Sodikart / TM / VEGA	eingeteilt in Gruppe A	G1	6	0:48,294
29	250	VILCANS, Edgars	LTU	RMLatvia	LTU	05LV23	Sodikart / TM / VEGA	eingeteilt in Gruppe B	G2	6	0:48,102
30	288	NEUMANN, Thomas	DEU	BIREL ART RACING KSW	AUT	10000	Birel Art / TM / VEGA	eingeteilt in Gruppe C	G1	6	0:48,388

Auswertung nach DKM-Reglement 7.5 b

Rennleitung: Camillo Rößiger Racedirektor: Horst Seidel

Sportkommissare: Nikolas Spaderna / Ulrich Bell / Jörg Müller

Ranking Qualifying Practice DSKM (K22)

Strecke / track: 1315m

started: 30 classified: 30 not classified: 0

Pos	Str. Nr.	Fahrer Driver	Nation	Bewerber / Sponsor	Nation	Lizenz B-Lizenz	Chassis / Motor / Reifen	Gr	Rn. Lp	Zeit Time
-----	----------	---------------	--------	--------------------	--------	-----------------	--------------------------	----	--------	-----------

Techn. Kommissare: H.-J. Dangers / M. Grasshoff / M. Ambrosius / C.Schmidt / D.Pietzko

Zeitnahme: KART-DATA timing service Franz Schieszler / Manuela Hintner

Qualifying practice DSKM (KZ2) Group 2

Strecke / track: 1315m

started: 15 classified: 15 not classified: 0

Pos	Str. Nr.	Fahrer Driver	Nation	Bewerber / Sponsor	Nation	Lizenz R-Lizenz	Chassis / Motor / Reifen	Runden Laps	Differenz	Abstand Gap	beste Runde best Lap	in R. in L.	o Gesch. n Speed
1	215	STELL, Daniel	DEU	Dörr Motorsport	DEU	10858 16982	KR / IAME / VEGA	5			0:47,317	4	100,0 km/h
2	209	ARNOLD, Felix	DEU	Maranello SRP Factory Team	DEU	10465 16067	Maranello / TM / VEGA	5	0:00,006	0:00,006	0:47,323	4	100,0 km/h
3	211	REHM, Maxim	DEU	Rehm Racing	DEU	10561 10578	Birel Art / TM / VEGA	6	0:00,135	0:00,129	0:47,452	5	99,8 km/h
4	206	PEX, Stan	NLD	SP Motorsport	NLD	31772 47253 005	KR / TM / VEGA	5	0:00,153	0:00,018	0:47,470	5	99,7 km/h
5	253	IMBOURG, Thomas	FRA	CPB Sport	FRA	121667 232241-1	Sodikart / TM / VEGA	5	0:00,157	0:00,004	0:47,474	5	99,7 km/h
6	208	KINDERVATER, Robert	DEU	BIREL ART RACING KSW ADAC Berlin-Brandenburg e.V.	AUT	ITE1133505 BK 102	Birel Art / TM / VEGA	6	0:00,185	0:00,028	0:47,502	5	99,7 km/h
7	227	DOORN, Coen	NLD	SP Motorsport	NLD	40347 47253 005	KR / TM / VEGA	6	0:00,241	0:00,056	0:47,558	6	99,5 km/h
8	252	SPIRGEL, Matteo	FRA	CPB Sport	FRA	130648 232241-1	Sodikart / TM / VEGA	6	0:00,262	0:00,021	0:47,579	5	99,5 km/h
9	213	TRÖGER, Tim	DEU	Maranello SRP Factory Team	DEU	17622 16067	Maranello / TM / VEGA	5	0:00,275	0:00,013	0:47,592	4	99,5 km/h
10	256	LIWINSKI, David	POL	BIREL ART RACING KSW	AUT	K/E/10012 BK 102	Birel Art / TM / VEGA	6	0:00,335	0:00,060	0:47,652	6	99,3 km/h
11	207	SCHMITZ, Alexander	DEU	Team Kartstore.de	DEU	14228 16070	Tony Kart / Vortex / VEGA	6	0:00,371	0:00,036	0:47,688	6	99,3 km/h
12	224	KIRKBY, Jesse	DEU	Maranello SRP Factory Team	DEU	28280 16067	Maranello / TM / VEGA	7	0:00,375	0:00,004	0:47,692	6	99,3 km/h
13	202	HAANEN, Kris	NLD	SP Motorsport	NLD	40241 47253 005	KR / TM / VEGA	6	0:00,383	0:00,008	0:47,700	4	99,2 km/h
14	220	MELKER, Nigel	NLD	Paauwer Kart Racing Jacco Paauwe	NLD	19499 19655006	Birel Art / TM / VEGA	6	0:00,689	0:00,306	0:48,006	5	98,6 km/h
15	250	VILCANS, Edgars	LTU	RMLatvia	LTU	EV09782LV23 RR09595LV23	Sodikart / TM / VEGA	6	0:00,785	0:00,096	0:48,102	6	98,4 km/h

Rennleitung: Camillo Rößiger Racedirektor: Horst Seidel

Sportkommissare: Nikolas Spaderna / Ulrich Bell / Jörg Müller

Techn. Kommissare: H.-J. Dangers / M. Grasshoff / M. Ambrosius / C. Schmidt / D. Pietzko

Zeitnahme: KART-DATA timing service Franz Schieszler / Manuela Hintner

Zeitnahme / timekeeping

control Franz Schieszler

freigegeben: 12:19:27



Qualifying practice DSKM (KZ2) Group 2

Fahrername Driver	Strell Daniel	Arnold Felix	Rehm Maxim	Pex Stan	Imbourg Thomas	Kindervater Robert	Doorn Coen	Spiegel Matteo	Tröger Tim	Liwinski David	Schmitz Alexander	Kirkby Jesse
schnellste Runde in Runde	0:47,317 Rn. 4	0:47,323 Rn. 4	0:47,452 Rn. 5	0:47,470 Rn. 5	0:47,474 Rn. 5	0:47,502 Rn. 5	0:47,558 Rn. 6	0:47,579 Rn. 5	0:47,592 Rn. 4	0:47,652 Rn. 6	0:47,688 Rn. 6	0:47,692 Rn. 6
Speed	100,0 km/h	100,0 km/h	99,8 km/h	99,7 km/h	99,7 km/h	99,7 km/h	99,5 km/h	99,5 km/h	99,5 km/h	99,3 km/h	99,3 km/h	99,3 km/h
Lap 1	0:51,370	0:51,382	0:50,112	0:59,826	0:55,481	0:49,901	0:51,448	0:56,212	0:51,110	0:51,173	0:49,992	0:56,310
Lap 2	0:48,007	0:48,421	0:50,034	0:57,063	0:57,368	0:50,899	0:48,642	0:52,502	0:48,353	0:48,337	0:48,197	0:50,423
Lap 3	0:47,547	0:47,601	0:48,118	0:49,485	0:48,136	0:48,589	0:47,994	0:48,132	0:47,826	0:47,869	0:49,917	0:48,461
Lap 4	0:47,317	0:47,323	0:47,586	0:47,699	0:47,589	0:47,749	0:47,774	0:47,602	0:47,592	0:47,790	0:47,934	0:47,901
Lap 5	0:47,763	0:47,458	0:47,452	0:47,470	0:47,474	0:47,502	0:47,629	0:47,579	0:47,719	0:47,668	0:47,859	0:48,246
Lap 6			0:47,559			0:47,510	0:47,558	0:47,630		0:47,652	0:47,688	0:47,692
Lap 7												0:47,719



Qualifying practice DSKM (KZ2) Group 2

Fahrername Driver	Haanen Kris	Melker Nigel	Vilcans Edgars
schnellste Runde in Runde	0:47,700 Rn. 4	0:48,006 Rn. 5	0:48,102 Rn. 6
Speed	99,2 km/h	98,6 km/h	98,4 km/h
Lap 1	0:52,336	0:53,057	0:54,192
Lap 2	0:48,739	0:49,120	0:48,810
Lap 3	0:47,856	0:48,332	0:50,025
Lap 4	0:47,700	0:48,742	0:48,236
Lap 5	0:47,853	0:48,006	0:48,113
Lap 6	0:47,792	0:48,352	0:48,102
Lap 7			

Qualifying practice DSKM (K22) Group 2

Ziel		Sektion 1		Sektion 2		Sektion 3	
Fahrername	Zeit	Fahrername	Zeit	Fahrername	Zeit	Fahrername	Zeit
1 215 Stell,Daniel	0:47,317	209 Arnold,Felix	0:20,265	215 Stell,Daniel	0:13,703	209 Arnold,Felix	0:13,245
2 209 Arnold,Felix	0:47,323	211 Rehm,Maxim	0:20,304	211 Rehm,Maxim	0:13,741	215 Stell,Daniel	0:13,289
3 211 Rehm,Maxim	0:47,452	213 Tröger,Tim	0:20,320	208 Kindervater,Robert	0:13,781	213 Tröger,Tim	0:13,291
4 206 Pex,Stan	0:47,470	253 Imbourg,Thomas	0:20,321	206 Pex,Stan	0:13,796	208 Kindervater,Robert	0:13,312
5 253 Imbourg,Thomas	0:47,474	215 Stell,Daniel	0:20,325	253 Imbourg,Thomas	0:13,811	227 Doorn,Coen	0:13,333
6 208 Kindervater,Robert	0:47,502	227 Doorn,Coen	0:20,334	209 Arnold,Felix	0:13,813	206 Pex,Stan	0:13,337
7 227 Doorn,Coen	0:47,558	252 Spirgel,Matteo	0:20,336	227 Doorn,Coen	0:13,821	211 Rehm,Maxim	0:13,340
8 252 Spirgel,Matteo	0:47,579	206 Pex,Stan	0:20,337	256 Liwinski,David	0:13,829	253 Imbourg,Thomas	0:13,342
9 213 Tröger,Tim	0:47,592	208 Kindervater,Robert	0:20,358	224 Kirkby,Jesse	0:13,831	202 Haanen,Kris	0:13,368
10 256 Liwinski,David	0:47,652	207 Schmitz,Alexander	0:20,366	252 Spirgel,Matteo	0:13,835	224 Kirkby,Jesse	0:13,374
11 207 Schmitz,Alexander	0:47,688	256 Liwinski,David	0:20,421	250 Vitcans,Edgars	0:13,843	252 Spirgel,Matteo	0:13,384
12 224 Kirkby,Jesse	0:47,692	224 Kirkby,Jesse	0:20,431	207 Schmitz,Alexander	0:13,874	207 Schmitz,Alexander	0:13,387
13 202 Haanen,Kris	0:47,700	202 Haanen,Kris	0:20,449	213 Tröger,Tim	0:13,879	256 Liwinski,David	0:13,390
14 220 Melker,Nigel	0:48,006	220 Melker,Nigel	0:20,571	202 Haanen,Kris	0:13,881	220 Melker,Nigel	0:13,452
15 250 Vitcans,Edgars	0:48,102	250 Vitcans,Edgars	0:20,599	220 Melker,Nigel	0:13,967	250 Vitcans,Edgars	0:13,555

Qualifying practice DSKM (K22) Group 2

Die schnellsten Zeiten

Ort	Nr. Fahrername	Zeit	Streckenl.	ø Speed
Ziel	215 Stiel,Daniel	0:47,317	1315 m	100,0 km/h
Sektion 1	209 Arnold,Felix	0:20,265	587 m	104,3 km/h
Sektion 2	215 Stiel,Daniel	0:13,703	315 m	82,8 km/h
Sektion 3	209 Arnold,Felix	0:13,245	413 m	112,3 km/h

	Smr.215 Stiel,Daniel DEU Dörr Motorsport	Smr.209 Arnold,Felix DEU Maranello SRP Factory Team	Smr.211 Rehm,Maxim DEU Rehm Racing	Smr.206 Pex,Stan NLD SP Motorsport	Smr.253 Imbourg,Thomas FRA CPB Sport
	theoretisch mögliche Bestzeit 0:47,317	theoretisch mögliche Bestzeit 0:47,323	theoretisch mögliche Bestzeit 0:47,385	theoretisch mögliche Bestzeit 0:47,470	theoretisch mögliche Bestzeit 0:47,474
best	Ziel Sektion 1 Sektion 2 Sektion 3 0:47,317 0:20,325 0:13,703 0:13,289	Ziel Sektion 1 Sektion 2 Sektion 3 0:47,323 0:20,265 0:13,813 0:13,245	Ziel Sektion 1 Sektion 2 Sektion 3 0:47,452 0:20,304 0:13,741 0:13,340	Ziel Sektion 1 Sektion 2 Sektion 3 0:47,470 0:20,337 0:13,796 0:13,337	Ziel Sektion 1 Sektion 2 Sektion 3 0:47,474 0:20,321 0:13,811 0:13,342
Runde 1	0:51,370 0:22,607 0:15,150 0:13,613	0:51,382 0:22,873 0:14,885 0:13,624	0:50,112 0:21,822 0:14,588 0:13,702	0:59,826 0:30,283 0:15,395 0:14,148	0:55,481 0:25,513 0:15,975 0:13,993
Runde 2	0:48,007 0:20,696 0:13,919 0:13,392	0:48,421 0:20,881 0:14,016 0:13,524	0:50,094 0:22,151 0:14,271 0:13,612	0:57,063 0:28,914 0:14,513 0:13,636	0:57,368 0:29,104 0:14,663 0:13,601
Runde 3	0:47,547 0:20,448 0:13,805 0:13,294	0:47,601 0:20,443 0:13,842 0:13,316	0:48,118 0:20,712 0:13,933 0:13,473	0:49,485 0:20,851 0:14,670 0:13,964	0:48,136 0:20,718 0:14,085 0:13,383
Runde 4	0:47,317 0:20,325 0:13,703 0:13,289	0:47,323 0:20,265 0:13,813 0:13,245	0:47,586 0:20,436 0:13,810 0:13,340	0:47,699 0:20,432 0:13,920 0:13,347	0:47,589 0:20,377 0:13,853 0:13,359
Runde 5	0:47,763 0:20,441 0:13,947 0:13,375	0:47,458 0:20,316 0:13,856 0:13,286	0:47,452 0:20,304 0:13,759 0:13,389	0:47,470 0:20,337 0:13,796 0:13,337	0:47,474 0:20,321 0:13,811 0:13,342
Runde 6	0:20,602 0:14,900	0:21,963 0:14,853	0:47,559 0:20,441 0:13,741 0:13,377		
Runde 7					

Qualifying practice DSKM (K22) Group 2

Die schnellsten Zeiten

Ort	Nr. Fahrername	Zeit	Streckenl.	ø Speed
Ziel	215 Stiel,Daniel	0:47,317	1315 m	100,0 km/h
Sektion 1	209 Arnold,Felix	0:20,265	587 m	104,3 km/h
Sektion 2	215 Stiel,Daniel	0:13,703	315 m	82,8 km/h
Sektion 3	209 Arnold,Felix	0:13,245	413 m	112,3 km/h

	Snr.208 Kindervater,Robert DEU	Snr.227 Doorn,Coen NLD	Snr.252 Spirgel,Matteo FRA	Snr.213 Tröger,Tim DEU	Snr.256 Liwinski,David POL
	BIREL ART RACING KSW ADAC Berlin-Brandenburg e.V. theoretisch mögliche Bestzeit 0:47,451	SP Motorsport theoretisch mögliche Bestzeit 0:47,488	CPB Sport theoretisch mögliche Bestzeit 0:47,555	Maranello SRP Factory Team theoretisch mögliche Bestzeit 0:47,490	BIREL ART RACING KSW theoretisch mögliche Bestzeit 0:47,640
best	Ziel Sektion 1 0:47,502 Sektion 2 0:13,781 Sektion 3 0:13,312	Ziel Sektion 1 0:47,558 Sektion 2 0:13,821 Sektion 3 0:13,333	Ziel Sektion 1 0:47,579 Sektion 2 0:13,885 Sektion 3 0:13,384	Ziel Sektion 1 0:47,592 Sektion 2 0:13,879 Sektion 3 0:13,291	Ziel Sektion 1 0:47,652 Sektion 2 0:13,829 Sektion 3 0:13,390
Runde 1	0:49,901 0:21,823 0:14,483 0:13,595	0:51,448 0:22,860 0:14,918 0:13,670	0:56,212 0:25,185 0:16,138 0:14,889	0:51,110 0:22,580 0:14,936 0:13,594	0:57,173 0:22,504 0:14,991 0:13,678
Runde 2	0:50,899 0:20,845 0:14,740 0:15,314	0:48,642 0:20,929 0:14,238 0:13,475	0:52,502 0:24,597 0:14,267 0:13,638	0:48,353 0:20,882 0:14,094 0:13,427	0:48,337 0:20,731 0:14,101 0:13,505
Runde 3	0:48,589 0:21,078 0:14,041 0:13,470	0:47,994 0:20,613 0:13,986 0:13,395	0:48,132 0:20,773 0:13,936 0:13,423	0:47,826 0:20,569 0:13,966 0:13,291	0:47,869 0:20,536 0:13,921 0:13,412
Runde 4	0:47,749 0:20,563 0:13,840 0:13,346	0:47,774 0:20,513 0:13,928 0:13,333	0:47,602 0:20,380 0:13,838 0:13,384	0:47,592 0:20,379 0:13,879 0:13,334	0:47,790 0:20,484 0:13,885 0:13,421
Runde 5	0:47,502 0:20,409 0:13,781 0:13,312	0:47,629 0:20,424 0:13,821 0:13,384	0:47,579 0:20,336 0:13,885 0:13,408	0:47,719 0:20,320 0:13,941 0:13,458	0:47,668 0:20,423 0:13,829 0:13,416
Runde 6	0:47,510 0:20,358 0:13,840 0:13,312	0:47,558 0:20,334 0:13,839 0:13,385	0:47,630 0:20,354 0:13,844 0:13,432	0:21,674 0:15,544	0:47,652 0:20,421 0:13,841 0:13,390
Runde 7					

Qualifying practice DSKM (K22) Group 2

Die schnellsten Zeiten			
Ort	Nr. Fahrername	Zeit	Streckenl. ø Speed
Ziel	215 Stiel,Daniel	0:47,317	1315 m 100,0 km/h
Sektion 1	209 Arnold,Felix	0:20,265	587 m 104,3 km/h
Sektion 2	215 Stiel,Daniel	0:13,703	315 m 82,8 km/h
Sektion 3	209 Arnold,Felix	0:13,245	413 m 112,3 km/h

	Stmr.207 Schmitz,Alexander DEU Team Kartstore.de	Stmr.224 Kirkby,Jesse DEU Maranello SRP Factory Team	Stmr.202 Haanen,Kris NLD SP Motorsport	Stmr.220 Melker,Nigel NLD Paauper Kart Racing	Stmr.250 Vilkans,Edgars LTU RMLatvia
	theoretisch mögliche Bestzeit 0:47,627	theoretisch mögliche Bestzeit 0:47,636	theoretisch mögliche Bestzeit 0:47,698	theoretisch mögliche Bestzeit 0:47,990	theoretisch mögliche Bestzeit 0:47,997
best	Ziel Sektion 1 Sektion 2 Sektion 3 0:47,688 0:20,366 0:13,874 0:13,387	Ziel Sektion 1 Sektion 2 Sektion 3 0:47,692 0:20,431 0:13,831 0:13,374	Ziel Sektion 1 Sektion 2 Sektion 3 0:47,700 0:20,449 0:13,881 0:13,368	Ziel Sektion 1 Sektion 2 Sektion 3 0:48,006 0:20,571 0:13,967 0:13,452	Ziel Sektion 1 Sektion 2 Sektion 3 0:48,102 0:20,599 0:13,843 0:13,555
Runde 1	0:49,992 0:21,816 0:14,593 0:13,583	0:50,310 0:24,939 0:16,398 0:14,973	0:52,336 0:23,254 0:15,359 0:13,723	0:53,057 0:23,792 0:15,361 0:13,904	0:54,192 0:24,283 0:15,932 0:13,977
Runde 2	0:48,197 0:20,710 0:14,068 0:13,419	0:50,423 0:21,814 0:14,708 0:13,901	0:48,739 0:20,932 0:14,245 0:13,562	0:49,120 0:21,203 0:14,239 0:13,678	0:48,810 0:21,100 0:14,127 0:13,583
Runde 3	0:49,917 0:22,256 0:14,239 0:13,422	0:48,461 0:20,856 0:14,076 0:13,529	0:47,856 0:20,551 0:13,925 0:13,380	0:48,332 0:20,740 0:14,047 0:13,545	0:50,025 0:22,144 0:14,225 0:13,656
Runde 4	0:47,934 0:20,469 0:13,918 0:13,547	0:47,901 0:20,546 0:13,981 0:13,374	0:47,700 0:20,449 0:13,883 0:13,368	0:48,742 0:21,256 0:14,034 0:13,452	0:48,236 0:20,753 0:13,928 0:13,555
Runde 5	0:47,859 0:20,598 0:13,874 0:13,387	0:48,246 0:20,845 0:13,949 0:13,452	0:47,853 0:20,463 0:13,887 0:13,503	0:48,006 0:20,571 0:13,967 0:13,468	0:48,113 0:20,599 0:13,933 0:13,581
Runde 6	0:47,688 0:20,366 0:13,893 0:13,429	0:47,692 0:20,431 0:13,866 0:13,395	0:47,792 0:20,505 0:13,881 0:13,406	0:48,352 0:20,737 0:14,015 0:13,600	0:48,102 0:20,658 0:13,843 0:13,601
Runde 7		0:47,719 0:20,437 0:13,831 0:13,451			

Qualifying practice DSKM (K22) Group 2

Ziel		Sektion 1		Sektion 2		Sektion 3	
Fahrername	Zeit	Fahrername	Zeit	Fahrername	Zeit	Fahrername	Zeit
1 215 Stell,Daniel	0:47,317	209 Arnold,Felix	0:20,265	215 Stell,Daniel	0:13,703	209 Arnold,Felix	0:13,245
2 209 Arnold,Felix	0:47,323	211 Rehm,Maxim	0:20,304	211 Rehm,Maxim	0:13,741	215 Stell,Daniel	0:13,289
3 211 Rehm,Maxim	0:47,452	213 Tröger,Tim	0:20,320	208 Kindervater,Robert	0:13,781	213 Tröger,Tim	0:13,291
4 206 Pex,Stan	0:47,470	253 Imbourg,Thomas	0:20,321	206 Pex,Stan	0:13,796	208 Kindervater,Robert	0:13,312
5 253 Imbourg,Thomas	0:47,474	215 Stell,Daniel	0:20,325	253 Imbourg,Thomas	0:13,811	227 Doorn,Coen	0:13,333
6 208 Kindervater,Robert	0:47,502	227 Doorn,Coen	0:20,334	209 Arnold,Felix	0:13,813	206 Pex,Stan	0:13,337
7 227 Doorn,Coen	0:47,558	252 Spirgel,Matteo	0:20,336	227 Doorn,Coen	0:13,821	211 Rehm,Maxim	0:13,340
8 252 Spirgel,Matteo	0:47,579	206 Pex,Stan	0:20,337	256 Liwinski,David	0:13,829	253 Imbourg,Thomas	0:13,342
9 213 Tröger,Tim	0:47,592	208 Kindervater,Robert	0:20,358	224 Kirkby,Jesse	0:13,831	202 Haanen,Kris	0:13,368
10 256 Liwinski,David	0:47,652	207 Schmitz,Alexander	0:20,366	252 Spirgel,Matteo	0:13,835	224 Kirkby,Jesse	0:13,374
11 207 Schmitz,Alexander	0:47,688	256 Liwinski,David	0:20,421	250 Vitcans,Edgars	0:13,843	252 Spirgel,Matteo	0:13,384
12 224 Kirkby,Jesse	0:47,692	224 Kirkby,Jesse	0:20,431	207 Schmitz,Alexander	0:13,874	207 Schmitz,Alexander	0:13,387
13 202 Haanen,Kris	0:47,700	202 Haanen,Kris	0:20,449	213 Tröger,Tim	0:13,879	256 Liwinski,David	0:13,390
14 220 Melker,Nigel	0:48,006	220 Melker,Nigel	0:20,571	202 Haanen,Kris	0:13,881	220 Melker,Nigel	0:13,452
15 250 Vitcans,Edgars	0:48,102	250 Vitcans,Edgars	0:20,599	220 Melker,Nigel	0:13,967	250 Vitcans,Edgars	0:13,555

Qualifying practice DSKM (K22) Group 2

Die schnellsten Zeiten			
Ort	Nr. Fahrername	Zeit	Ø Speed
Ziel	215 Stiel,Daniel	0:47,317	100,0 km/h
Sektion 1	209 Arnold,Felix	0:20,265	104,3 km/h
Sektion 2	215 Stiel,Daniel	0:13,703	82,8 km/h
Sektion 3	209 Arnold,Felix	0:13,245	112,3 km/h

	Smr.215 Stiel,Daniel DEU Dörr Motorsport	Smr.209 Arnold,Felix DEU Maranello SRP Factory Team	Smr.211 Rehm,Maxim DEU Rehm Racing	Smr.206 Pex,Stan NLD SP Motorsport	Smr.253 Imbourg,Thomas FRA CPB Sport
	theoretisch mögliche Bestzeit 0:47,317	theoretisch mögliche Bestzeit 0:47,323	theoretisch mögliche Bestzeit 0:47,385	theoretisch mögliche Bestzeit 0:47,470	theoretisch mögliche Bestzeit 0:47,474
best	Ziel Sektion 1 Sektion 2 Sektion 3 0:47,317 0:20,325 0:13,703 0:13,289	Ziel Sektion 1 Sektion 2 Sektion 3 0:47,323 0:20,265 0:13,813 0:13,245	Ziel Sektion 1 Sektion 2 Sektion 3 0:47,452 0:20,304 0:13,741 0:13,340	Ziel Sektion 1 Sektion 2 Sektion 3 0:47,470 0:20,337 0:13,796 0:13,337	Ziel Sektion 1 Sektion 2 Sektion 3 0:47,474 0:20,321 0:13,811 0:13,342
Runde 1	0:51,370 0:22,607 0:15,150 0:13,613	0:51,382 0:22,873 0:14,885 0:13,624	0:50,112 0:21,822 0:14,588 0:13,702	0:59,826 0:30,283 0:15,395 0:14,148	0:55,481 0:25,513 0:15,975 0:13,993
Runde 2	0:48,007 0:20,696 0:13,919 0:13,392	0:48,421 0:20,881 0:14,016 0:13,524	0:50,094 0:22,151 0:14,271 0:13,612	0:57,063 0:28,914 0:14,513 0:13,636	0:57,368 0:29,104 0:14,663 0:13,601
Runde 3	0:47,547 0:20,448 0:13,805 0:13,294	0:47,601 0:20,443 0:13,842 0:13,316	0:48,118 0:20,712 0:13,933 0:13,473	0:49,485 0:20,851 0:14,670 0:13,964	0:48,136 0:20,718 0:14,085 0:13,383
Runde 4	0:47,317 0:20,325 0:13,703 0:13,289	0:47,323 0:20,265 0:13,813 0:13,245	0:47,586 0:20,436 0:13,810 0:13,340	0:47,699 0:20,432 0:13,920 0:13,347	0:47,589 0:20,377 0:13,853 0:13,359
Runde 5	0:47,763 0:20,441 0:13,947 0:13,375	0:47,458 0:20,316 0:13,856 0:13,286	0:47,452 0:20,304 0:13,759 0:13,389	0:47,470 0:20,337 0:13,796 0:13,337	0:47,474 0:20,321 0:13,811 0:13,342
Runde 6	0:20,602 0:14,900	0:21,963 0:14,853	0:47,559 0:20,441 0:13,741 0:13,377		
Runde 7					

Qualifying practice DSKM (K22) Group 2

Die schnellsten Zeiten

Ort	Nr. Fahrername	Zeit	Streckenl.	Ø Speed
Ziel	215 Stiel,Daniel	0:47,317	1315 m	100,0 km/h
Sektion 1	209 Arnold,Felix	0:20,265	587 m	104,3 km/h
Sektion 2	215 Stiel,Daniel	0:13,703	315 m	82,8 km/h
Sektion 3	209 Arnold,Felix	0:13,245	413 m	112,3 km/h

	Snr.208 Kindervater,Robert DEU BIREL ART RACING KSW ADAC Berlin-Brandenburg e.V. theoretisch mögliche Bestzeit 0:47,451	Snr.227 Doorn,Coen NLD SP Motorsport theoretisch mögliche Bestzeit 0:47,488	Snr.252 Spirgel,Matteo FRA CPB Sport theoretisch mögliche Bestzeit 0:47,555	Snr.213 Tröger,Tim DEU Maranello SRP Factory Team theoretisch mögliche Bestzeit 0:47,490	Snr.256 Liwinski,David POL BIREL ART RACING KSW theoretisch mögliche Bestzeit 0:47,640
best	Ziel Sektion 1 Sektion 2 Sektion 3 0:47,502 0:20,358 0:13,781 0:13,312	Ziel Sektion 1 Sektion 2 Sektion 3 0:47,558 0:20,334 0:13,821 0:13,333	Ziel Sektion 1 Sektion 2 Sektion 3 0:47,579 0:20,336 0:13,885 0:13,384	Ziel Sektion 1 Sektion 2 Sektion 3 0:47,592 0:20,320 0:13,879 0:13,291	Ziel Sektion 1 Sektion 2 Sektion 3 0:47,652 0:20,421 0:13,829 0:13,390
Runde 1	0:49,901 0:21,823 0:14,483 0:13,595	0:51,448 0:22,860 0:14,918 0:13,670	0:56,212 0:25,185 0:16,138 0:14,889	0:51,110 0:22,580 0:14,936 0:13,594	0:57,173 0:22,504 0:14,991 0:13,678
Runde 2	0:50,899 0:20,845 0:14,740 0:15,314	0:48,642 0:20,929 0:14,238 0:13,475	0:52,502 0:24,597 0:14,267 0:13,638	0:48,353 0:20,882 0:14,094 0:13,427	0:48,337 0:20,731 0:14,101 0:13,505
Runde 3	0:48,589 0:21,078 0:14,041 0:13,470	0:47,994 0:20,613 0:13,986 0:13,395	0:48,132 0:20,773 0:13,936 0:13,423	0:47,826 0:20,569 0:13,966 0:13,291	0:47,869 0:20,536 0:13,921 0:13,412
Runde 4	0:47,749 0:20,563 0:13,840 0:13,346	0:47,774 0:20,513 0:13,928 0:13,333	0:47,602 0:20,380 0:13,838 0:13,384	0:47,592 0:20,379 0:13,879 0:13,334	0:47,790 0:20,484 0:13,885 0:13,421
Runde 5	0:47,502 0:20,409 0:13,781 0:13,312	0:47,629 0:20,424 0:13,821 0:13,384	0:47,579 0:20,336 0:13,885 0:13,408	0:47,719 0:20,320 0:13,941 0:13,458	0:47,668 0:20,423 0:13,829 0:13,416
Runde 6	0:47,510 0:20,358 0:13,840 0:13,312	0:47,558 0:20,334 0:13,839 0:13,385	0:47,630 0:20,354 0:13,844 0:13,432	0:21,674 0:15,544	0:47,652 0:20,421 0:13,841 0:13,390
Runde 7					

Qualifying practice DSKM (K22) Group 2

Die schnellsten Zeiten

Ort	Nr. Fahrername	Zeit	Streckenl.	ø Speed
Ziel	215 Stiel,Daniel	0:47,317	1315 m	100,0 km/h
Sektion 1	209 Arnold,Felix	0:20,265	587 m	104,3 km/h
Sektion 2	215 Stiel,Daniel	0:13,703	315 m	82,8 km/h
Sektion 3	209 Arnold,Felix	0:13,245	413 m	112,3 km/h

	Stmr.207 Schmitz,Alexander DEU Team Kartstore.de	Stmr.224 Kirkby,Jesse DEU Maranello SRP Factory Team	Stmr.202 Haanen,Kris NLD SP Motorsport	Stmr.220 Melker,Nigel NLD Paauper Kart Racing	Stmr.250 Vilkans,Edgars LTU RMLatvia
	theoretisch mögliche Bestzeit 0:47,627	theoretisch mögliche Bestzeit 0:47,636	theoretisch mögliche Bestzeit 0:47,698	theoretisch mögliche Bestzeit 0:47,990	theoretisch mögliche Bestzeit 0:47,997
best	Ziel Sektion 1 Sektion 2 Sektion 3 0:47,688 0:20,366 0:13,874 0:13,387	Ziel Sektion 1 Sektion 2 Sektion 3 0:47,692 0:20,431 0:13,831 0:13,374	Ziel Sektion 1 Sektion 2 Sektion 3 0:47,700 0:20,449 0:13,881 0:13,368	Ziel Sektion 1 Sektion 2 Sektion 3 0:48,006 0:20,571 0:13,967 0:13,452	Ziel Sektion 1 Sektion 2 Sektion 3 0:48,102 0:20,599 0:13,843 0:13,555
Runde 1	0:49,992 0:21,816 0:14,593 0:13,583	0:50,310 0:24,939 0:16,398 0:14,973	0:52,336 0:23,254 0:15,359 0:13,723	0:53,057 0:23,792 0:15,361 0:13,904	0:54,192 0:24,283 0:15,932 0:13,977
Runde 2	0:48,197 0:20,710 0:14,068 0:13,419	0:50,423 0:21,814 0:14,708 0:13,901	0:48,739 0:20,932 0:14,245 0:13,562	0:49,120 0:21,203 0:14,239 0:13,678	0:48,810 0:21,100 0:14,127 0:13,583
Runde 3	0:49,917 0:22,256 0:14,239 0:13,422	0:48,461 0:20,856 0:14,076 0:13,529	0:47,856 0:20,551 0:13,925 0:13,380	0:48,332 0:20,740 0:14,047 0:13,545	0:50,025 0:22,144 0:14,225 0:13,656
Runde 4	0:47,934 0:20,469 0:13,918 0:13,547	0:47,901 0:20,546 0:13,981 0:13,374	0:47,700 0:20,449 0:13,883 0:13,368	0:48,742 0:21,256 0:14,034 0:13,452	0:48,236 0:20,753 0:13,928 0:13,555
Runde 5	0:47,859 0:20,598 0:13,874 0:13,387	0:48,246 0:20,845 0:13,949 0:13,452	0:47,853 0:20,463 0:13,887 0:13,503	0:48,006 0:20,571 0:13,967 0:13,468	0:48,113 0:20,599 0:13,933 0:13,581
Runde 6	0:47,688 0:20,366 0:13,893 0:13,429	0:47,692 0:20,431 0:13,866 0:13,395	0:47,792 0:20,505 0:13,881 0:13,406	0:48,352 0:20,737 0:14,015 0:13,600	0:48,102 0:20,658 0:13,843 0:13,601
Runde 7		0:47,719 0:20,437 0:13,831 0:13,451			

Qualifying practice DSKM (KZ2) Group 1

Strecke / track: 1315m

started: 15 classified: 15 not classified: 0

Pos	Str. Nr.	Fahrer Driver	Nation	Bewerber / Sponsor	Nation	Lizenz N-Lizenz	Chassis / Motor / Reifen	Runden Laps	Differenz	Abstand Gap	beste Runde best Lap	in R. in L.	o Geschw. Speed
1	201	PEX, Jorrit	NLD	SP Motorsport	NLD	27382 47253005	KR / TM / VEGA	6			0:47,429	5	99,8 km/h
2	225	VASILE, Daniel	ROU	BIREL ART RACING KSW	AUT	93 BK102	Birel Art / TM / VEGA	5	0:00,029	0:00,029	0:47,458	5	99,8 km/h
3	226	HOLZEM, Sandro	DEU	CPB Sport	FRA	11248 232241-1	Sodikart / TM / VEGA	6	0:00,047	0:00,018	0:47,476	6	99,7 km/h
4	203	TREFILOV, David	DEU	Maranello SRP Factory Team	DEU	16049 16067	Maranello / TM / VEGA	6	0:00,056	0:00,009	0:47,485	6	99,7 km/h
5	210	SCHÄCHER, Lukas	DEU	Haak Motorsport	DEU	28091 16974	KR / TM / VEGA	6	0:00,080	0:00,024	0:47,509	4	99,6 km/h
6	222	ROUSSEAU, Corentin	FRA	Maranello SRP Factory Team	DEU	123607 16067	Maranello / TM / VEGA	6	0:00,146	0:00,066	0:47,575	5	99,5 km/h
7	217	GUUST, Specken	NLD	CRG Holland VAR	NLD	33443 15521 007	CRG / TM / VEGA	6	0:00,168	0:00,022	0:47,597	5	99,5 km/h
8	216	CHRISTIAAN, de Kleijn	NLD	CRG Holland VAR	NLD	44092 15521 007	CRG / TM / VEGA	6	0:00,187	0:00,019	0:47,616	5	99,4 km/h
9	219	RIEBERER, Paul	AUT	Dörr Motorsport	DEU	JK2062 16982	KR / IAME / VEGA	5	0:00,227	0:00,040	0:47,656	5	99,3 km/h
10	212	FRITSCH, Valentino	DEU	Maranello SRP Factory Team	DEU	12819 16067	Maranello / TM / VEGA	6	0:00,263	0:00,036	0:47,692	6	99,3 km/h
11	277	RIED, Lenny	DEU	Lanari Racing Team	DEU	ITE1173160 17166	KR / TM / VEGA	5	0:00,338	0:00,075	0:47,767	5	99,1 km/h
12	218	JULIUS-BERNHART, Jannil	DEU	Dörr Motorsport	DEU	13298 16982	KR / IAME / VEGA	6	0:00,365	0:00,027	0:47,794	5	99,1 km/h
13	254	GERHARDS, Tim	NLD	CPB Sport	FRA	40835 232241-1	Sodikart / TM / VEGA	6	0:00,374	0:00,009	0:47,803	5	99,0 km/h
14	264	SCHERBINSKAS, Lukas	DEU	NSL Racing	LTU	11348 2023 KL/06	Sodikart / TM / VEGA	6	0:00,865	0:00,491	0:48,294	5	98,0 km/h
15	288	NEUMANN, Thomas	DEU	BIREL ART RACING KSW	AUT	25555 BK102	Birel Art / TM / VEGA	6	0:00,959	0:00,094	0:48,388	4	97,8 km/h

Rennleitung: Camillo Röbiger Racedirektor: Horst Seidel

Sportkommissare: Nikolas Spaderna / Ulrich Bell / Jörg Müller

Techn. Kommissare: H.-J. Dangers / M. Grasshoff / M. Ambrosius / C. Schmidt / D. Pietzko

Zeitnahme: KART-DATA timing service Franz Schieszler / Manuela Hintner

Zeitnahme / timekeeping

control Franz Schieszler

freigegeben: 12:04:26



Qualifying practice DSKM (KZ2) Group 1

Fahrename Driver	Pex Jorrit	Vasile Daniel	Holzern Sandro	Trefilov David	Schächer Lukas	Rousseau Corentin	Guust Specken	Christiaan de Kleijn	Rieberer Paul	Fritsch Valentino	Ried Lenny	Julius-Bernhart Jannik
schnellste Runde in Runde	0:47,429 Rn. 5	0:47,458 Rn. 5	0:47,476 Rn. 6	0:47,485 Rn. 6	0:47,509 Rn. 4	0:47,575 Rn. 5	0:47,597 Rn. 5	0:47,616 Rn. 5	0:47,656 Rn. 5	0:47,692 Rn. 6	0:47,767 Rn. 5	0:47,794 Rn. 5
Speed	99,8 km/h	99,8 km/h	99,7 km/h	99,7 km/h	99,6 km/h	99,5 km/h	99,5 km/h	99,4 km/h	99,3 km/h	99,3 km/h	99,1 km/h	99,1 km/h
Lap 1	0:49,641	0:50,574	0:50,660	0:50,779	0:49,525	0:50,679	0:49,766	0:49,441	0:49,707	0:50,509	0:50,600	0:50,286
Lap 2	0:48,420	0:49,710	0:49,789	0:49,237	0:48,620	0:49,265	0:48,514	0:49,216	0:48,919	0:49,185	0:48,282	0:48,262
Lap 3	0:47,930	0:47,783	0:48,218	0:48,228	0:47,650	0:48,399	0:47,778	0:48,009	0:47,843	0:48,411	0:47,937	0:47,833
Lap 4	0:48,212	0:48,053	0:47,637	0:47,587	0:47,509	0:47,702	0:47,959	0:47,689	0:47,664	0:47,759	0:47,788	0:47,810
Lap 5	0:47,429	0:47,458	0:47,556	0:47,539	0:47,586	0:47,575	0:47,597	0:47,616	0:47,656	0:47,920	0:47,767	0:47,794
Lap 6	0:47,541		0:47,476	0:47,485	0:47,615	0:47,688	0:47,605	0:47,636		0:47,692		0:47,944



Qualifying practice DSKM (KZ2) Group 1

Fahrername Driver	Gerhards Tim	Scherbinskas Lukas	Neumann Thomas
schnellste Runde in Runde	0:47,803 Rn. 5	0:48,294 Rn. 5	0:48,388 Rn. 4
Speed	99,0 km/h	98,0 km/h	97,8 km/h
Lap 1	0:51,071	0:51,401	0:51,764
Lap 2	0:49,698	0:49,765	0:49,247
Lap 3	0:48,085	0:48,491	0:48,676
Lap 4	0:47,924	0:48,454	0:48,388
Lap 5	<u>0:47,803</u>	<u>0:48,294</u>	0:48,448
Lap 6	0:47,885	0:48,461	0:48,445

Qualifying practice DSKM (K22) Group 1

Ziel		Sektion 1		Sektion 2		Sektion 3	
Fahrername	Zeit	Fahrername	Zeit	Fahrername	Zeit	Fahrername	Zeit
1 201 Pex,Jorrit	0:47,429	201 Pex,Jorrit	0:20,294	225 Vasile,Daniel	0:13,761	226 Holzem,Sandro	0:13,181
2 225 Vasile,Daniel	0:47,458	226 Holzem,Sandro	0:20,325	203 Trefilov,David	0:13,762	201 Pex,Jorrit	0:13,229
3 226 Holzem,Sandro	0:47,476	210 Schächer,Lukas	0:20,384	219 Rieherer,Paul	0:13,810	225 Vasile,Daniel	0:13,243
4 203 Trefilov,David	0:47,485	203 Trefilov,David	0:20,387	217 Guust,Specken	0:13,818	210 Schächer,Lukas	0:13,258
5 210 Schächer,Lukas	0:47,509	216 Christiaan,de Kleijn	0:20,407	210 Schächer,Lukas	0:13,822	212 Fritsch,Valentino	0:13,260
6 222 Rousseau,Corentin	0:47,575	222 Rousseau,Corentin	0:20,412	277 Ried,Lenny	0:13,828	217 Guust,Specken	0:13,302
7 217 Guust,Specken	0:47,597	217 Guust,Specken	0:20,427	216 Christiaan,de Kleijn	0:13,846	219 Rieherer,Paul	0:13,306
8 216 Christiaan,de Kleijn	0:47,616	218 Julius-Bernhart,Jannik	0:20,441	222 Rousseau,Corentin	0:13,848	222 Rousseau,Corentin	0:13,313
9 219 Rieherer,Paul	0:47,656	219 Rieherer,Paul	0:20,447	218 Julius-Bernhart,Jannik	0:13,882	203 Trefilov,David	0:13,329
10 212 Fritsch,Valentino	0:47,692	225 Vasile,Daniel	0:20,454	254 Gerhards,Tim	0:13,885	216 Christiaan,de Kleijn	0:13,336
11 277 Ried,Lenny	0:47,767	254 Gerhards,Tim	0:20,459	226 Holzem,Sandro	0:13,890	277 Ried,Lenny	0:13,378
12 218 Julius-Bernhart,Jannik	0:47,794	277 Ried,Lenny	0:20,473	201 Pex,Jorrit	0:13,906	218 Julius-Bernhart,Jannik	0:13,394
13 254 Gerhards,Tim	0:47,803	212 Fritsch,Valentino	0:20,507	212 Fritsch,Valentino	0:13,920	254 Gerhards,Tim	0:13,437
14 264 Scherbinskas,Lukas	0:48,294	264 Scherbinskas,Lukas	0:20,704	264 Scherbinskas,Lukas	0:14,002	264 Scherbinskas,Lukas	0:13,515
15 288 Neumann,Thomas	0:48,388	288 Neumann,Thomas	0:20,769	288 Neumann,Thomas	0:14,079	288 Neumann,Thomas	0:13,540



Qualifying practice DSKM (K22) Group 1

Die schnellsten Zeiten

Ort	Nr. Fahrername	Zeit	Streckenl.	ø Speed
Ziel	201 Pex,Jorrit	0:47,429	1315 m	99,8 km/h
Sektion 1	201 Pex,Jorrit	0:20,294	587 m	104,1 km/h
Sektion 2	225 Vastle,Daniel	0:13,761	315 m	82,4 km/h
Sektion 3	226 Holzem,Sandro	0:13,181	413 m	112,8 km/h

	Smr.201 Pex,Jorrit NLD SP Motorsport	Smr.225 Vastle,Daniel ROU BIREL ART RACING KSW	Smr.226 Holzem,Sandro DEU CPB Sport	Smr.203 Tretilov,David DEU Maranello SRP Factory Team	Smr.210 Schächer,Lukas DEU Haak Motorsport
	theoretisch mögliche Bestzeit 0:47,429	theoretisch mögliche Bestzeit 0:47,458	theoretisch mögliche Bestzeit 0:47,396	theoretisch mögliche Bestzeit 0:47,478	theoretisch mögliche Bestzeit 0:47,464
best	Ziel Sektion 1 0:20,294 0:13,906 0:13,229	Ziel Sektion 1 0:20,454 0:13,761 0:13,243	Ziel Sektion 1 0:20,325 0:13,890 0:13,181	Ziel Sektion 1 0:20,387 0:13,762 0:13,329	Ziel Sektion 1 0:20,384 0:13,822 0:13,258
Runde 1	0:49,641 0:21,504 0:14,520 0:13,617	0:50,574 0:21,777 0:15,149 0:13,648	0:50,660 0:21,954 0:14,933 0:13,773	0:50,779 0:22,063 0:14,835 0:13,881	0:49,525 0:21,547 0:14,554 0:13,424
Runde 2	0:48,420 0:20,866 0:14,189 0:13,365	0:49,710 0:20,955 0:15,336 0:13,419	0:49,789 0:21,369 0:15,005 0:13,415	0:49,237 0:21,296 0:14,384 0:13,557	0:48,620 0:20,816 0:14,490 0:13,314
Runde 3	0:47,930 0:20,592 0:14,006 0:13,332	0:47,783 0:20,556 0:13,955 0:13,272	0:48,218 0:20,745 0:14,164 0:13,309	0:48,228 0:20,697 0:14,088 0:13,443	0:47,650 0:20,428 0:13,964 0:13,258
Runde 4	0:48,212 0:20,783 0:14,083 0:13,346	0:48,053 0:20,482 0:14,262 0:13,309	0:47,637 0:20,483 0:13,973 0:13,181	0:47,587 0:20,387 0:13,832 0:13,368	0:47,509 0:20,384 0:13,840 0:13,285
Runde 5	0:47,429 0:20,294 0:13,906 0:13,229	0:47,458 0:20,454 0:13,761 0:13,243	0:47,556 0:20,388 0:13,906 0:13,262	0:47,539 0:20,394 0:13,799 0:13,346	0:47,586 0:20,458 0:13,822 0:13,306
Runde 6	0:47,541 0:20,317 0:13,918 0:13,306	0:20,778 0:17,706	0:47,476 0:20,325 0:13,890 0:13,261	0:47,485 0:20,394 0:13,762 0:13,329	0:47,615 0:20,409 0:13,876 0:13,330

Qualifying practice DSKM (K22) Group 1

Die schnellsten Zeiten

Ort	Nr. Fahrername	Zeit	Streckenl.	ø Speed
Ziel	201 Pex,Jorrit	0:47,429	1315 m	99,8 km/h
Sektion 1	201 Pex,Jorrit	0:20,294	587 m	104,1 km/h
Sektion 2	225 Vastle,Daniel	0:13,761	315 m	82,4 km/h
Sektion 3	226 Holzem,Sandro	0:13,181	413 m	112,8 km/h

	Smr.222 Rousseau,Corentin FRA Maranello SRP Factory Team	Smr.217 Guust,Specken NLD CRG Holland VAR	Smr.216 Christiaan,de Kleijn NLD CRG Holland VAR	Smr.219 Rieberer,Paul AUT Dörr Motorsport	Smr.212 Fritsch,Valentino DEU Maranello SRP Factory Team
	theoretisch mögliche Bestzeit 0:47,573	theoretisch mögliche Bestzeit 0:47,547	theoretisch mögliche Bestzeit 0:47,589	theoretisch mögliche Bestzeit 0:47,563	theoretisch mögliche Bestzeit 0:47,687
	Ziel Sektion 1 Sektion 2 Sektion 3	Ziel Sektion 1 Sektion 2 Sektion 3	Ziel Sektion 1 Sektion 2 Sektion 3	Ziel Sektion 1 Sektion 2 Sektion 3	Ziel Sektion 1 Sektion 2 Sektion 3
best	0:47,575 0:20,412 0:13,848 0:13,313	0:47,597 0:20,427 0:13,818 0:13,302	0:47,616 0:20,407 0:13,846 0:13,336	0:47,656 0:20,447 0:13,810 0:13,306	0:47,692 0:20,507 0:13,920 0:13,260
Runde 1	0:50,679 0:21,960 0:14,905 0:13,814	0:49,766 0:21,658 0:14,516 0:13,592	0:49,441 0:21,382 0:14,483 0:13,576	0:49,707 0:21,724 0:14,430 0:13,553	0:50,509 0:22,074 0:14,726 0:13,709
Runde 2	0:49,265 0:21,294 0:14,462 0:13,509	0:48,514 0:20,921 0:14,248 0:13,345	0:49,216 0:20,833 0:14,940 0:13,443	0:48,919 0:21,216 0:14,258 0:13,445	0:49,185 0:21,225 0:14,503 0:13,457
Runde 3	0:48,399 0:20,811 0:14,258 0:13,330	0:47,778 0:20,521 0:13,915 0:13,342	0:48,009 0:20,668 0:13,962 0:13,379	0:47,843 0:20,639 0:13,856 0:13,348	0:48,411 0:20,672 0:14,440 0:13,299
Runde 4	0:47,702 0:20,469 0:13,903 0:13,330	0:47,959 0:20,630 0:13,974 0:13,355	0:47,689 0:20,435 0:13,918 0:13,336	0:47,664 0:20,509 0:13,849 0:13,306	0:47,759 0:20,516 0:13,983 0:13,260
Runde 5	0:47,575 0:20,412 0:13,850 0:13,313	0:47,597 0:20,447 0:13,848 0:13,302	0:47,616 0:20,421 0:13,858 0:13,337	0:47,656 0:20,447 0:13,810 0:13,399	0:47,920 0:20,647 0:13,974 0:13,299
Runde 6	0:47,688 0:20,490 0:13,848 0:13,350	0:47,605 0:20,427 0:13,818 0:13,360	0:47,636 0:20,407 0:13,846 0:13,383		0:47,692 0:20,507 0:13,920 0:13,265

Qualifying practice DSKM (K22) Group 1

Die schnellsten Zeiten

Ort	Nr. Fahrername	Zeit	Streckenl.	Ø Speed
Ziel	201 Pex,Jorrit	0:47,429	1315 m	99,8 km/h
Sektion 1	201 Pex,Jorrit	0:20,294	587 m	104,1 km/h
Sektion 2	225 Vastle,Daniel	0:13,761	315 m	82,4 km/h
Sektion 3	226 Holzem,Sandro	0:13,181	413 m	112,8 km/h

	Smr.277 Ried,Lenny DEU Lanari Racing Team	Smr.218 Julius-Bernhart,Jannik DEU Dörr Motorsport	Smr.254 Gerhards,Tim NLD CPB Sport	Smr.264 Scherbinkas,Lukas DEU NSL Racing	Smr.288 Neumann,Thomas DEU BIREL ART RACING KSW
	theoretisch mögliche Bestzeit 0:47,679	theoretisch mögliche Bestzeit 0:47,717	theoretisch mögliche Bestzeit 0:47,781	theoretisch mögliche Bestzeit 0:48,221	theoretisch mögliche Bestzeit 0:48,388
best	Ziel Sektion 1 Sektion 2 Sektion 3 0:47,767 0:20,473 0:13,828 0:13,378	Ziel Sektion 1 Sektion 2 Sektion 3 0:47,794 0:20,441 0:13,882 0:13,394	Ziel Sektion 1 Sektion 2 Sektion 3 0:47,803 0:20,459 0:13,885 0:13,437	Ziel Sektion 1 Sektion 2 Sektion 3 0:48,294 0:20,704 0:14,002 0:13,515	Ziel Sektion 1 Sektion 2 Sektion 3 0:48,388 0:20,769 0:14,079 0:13,540
Runde 1	0:50,600 0:22,361 0:14,616 0:13,623	0:50,286 0:22,081 0:14,669 0:13,536	0:51,071 0:21,723 0:14,739 0:14,609	0:51,401 0:21,883 0:14,622 0:14,896	0:51,764 0:22,510 0:15,370 0:13,884
Runde 2	0:48,282 0:20,753 0:14,108 0:13,421	0:48,262 0:20,738 0:14,130 0:13,394	0:49,698 0:21,156 0:14,604 0:13,938	0:49,785 0:20,990 0:14,672 0:14,123	0:49,247 0:21,241 0:14,346 0:13,660
Runde 3	0:47,937 0:20,610 0:13,949 0:13,378	0:47,833 0:20,489 0:13,934 0:13,410	0:48,085 0:20,651 0:13,973 0:13,461	0:48,491 0:20,867 0:14,109 0:13,515	0:48,676 0:20,915 0:14,193 0:13,568
Runde 4	0:47,788 0:20,507 0:13,861 0:13,420	0:47,810 0:20,441 0:13,937 0:13,432	0:47,924 0:20,517 0:13,896 0:13,511	0:48,454 0:20,839 0:14,060 0:13,555	0:48,388 0:20,769 0:14,079 0:13,540
Runde 5	0:47,767 0:20,473 0:13,828 0:13,466	0:47,794 0:20,444 0:13,882 0:13,468	0:47,803 0:20,481 0:13,885 0:13,437	0:48,294 0:20,739 0:14,002 0:13,553	0:48,448 0:20,787 0:14,119 0:13,542
Runde 6	0:47,944 0:20,535 0:13,968 0:13,441	0:47,944 0:20,535 0:13,968 0:13,441	0:47,885 0:20,459 0:13,886 0:13,540	0:48,461 0:20,704 0:14,093 0:13,664	0:48,445 0:20,800 0:14,105 0:13,540

Qualifying practice DSKM (K22) Group 1

Ziel		Sektion 1		Sektion 2		Sektion 3	
Fahrername	Zeit	Fahrername	Zeit	Fahrername	Zeit	Fahrername	Zeit
1 201 Pex,Jorrit	0:47,429	201 Pex,Jorrit	0:20,294	225 Vasile,Daniel	0:13,761	226 Holzem,Sandro	0:13,181
2 225 Vasile,Daniel	0:47,458	226 Holzem,Sandro	0:20,325	203 Trefilov,David	0:13,762	201 Pex,Jorrit	0:13,229
3 226 Holzem,Sandro	0:47,476	210 Schächer,Lukas	0:20,384	219 Rieherer,Paul	0:13,810	225 Vasile,Daniel	0:13,243
4 203 Trefilov,David	0:47,485	203 Trefilov,David	0:20,387	217 Guust,Specken	0:13,818	210 Schächer,Lukas	0:13,258
5 210 Schächer,Lukas	0:47,509	216 Christiaan,de Kleijn	0:20,407	210 Schächer,Lukas	0:13,822	212 Fritsch,Valentino	0:13,260
6 222 Rousseau,Corentin	0:47,575	222 Rousseau,Corentin	0:20,412	277 Ried,Lenny	0:13,828	217 Guust,Specken	0:13,302
7 217 Guust,Specken	0:47,597	217 Guust,Specken	0:20,427	216 Christiaan,de Kleijn	0:13,846	219 Rieherer,Paul	0:13,306
8 216 Christiaan,de Kleijn	0:47,616	218 Julius-Bernhart,Jannik	0:20,441	222 Rousseau,Corentin	0:13,848	222 Rousseau,Corentin	0:13,313
9 219 Rieherer,Paul	0:47,656	219 Rieherer,Paul	0:20,447	218 Julius-Bernhart,Jannik	0:13,882	203 Trefilov,David	0:13,329
10 212 Fritsch,Valentino	0:47,692	225 Vasile,Daniel	0:20,454	254 Gerhards,Tim	0:13,885	216 Christiaan,de Kleijn	0:13,336
11 277 Ried,Lenny	0:47,767	254 Gerhards,Tim	0:20,459	226 Holzem,Sandro	0:13,890	277 Ried,Lenny	0:13,378
12 218 Julius-Bernhart,Jannik	0:47,794	277 Ried,Lenny	0:20,473	201 Pex,Jorrit	0:13,906	218 Julius-Bernhart,Jannik	0:13,394
13 254 Gerhards,Tim	0:47,803	212 Fritsch,Valentino	0:20,507	212 Fritsch,Valentino	0:13,920	254 Gerhards,Tim	0:13,437
14 264 Scherbinskas,Lukas	0:48,294	264 Scherbinskas,Lukas	0:20,704	264 Scherbinskas,Lukas	0:14,002	264 Scherbinskas,Lukas	0:13,515
15 288 Neumann,Thomas	0:48,388	288 Neumann,Thomas	0:20,769	288 Neumann,Thomas	0:14,079	288 Neumann,Thomas	0:13,540



Qualifying practice DSKM (K22) Group 1

Die schnellsten Zeiten

Ort	Nr. Fahrername	Zeit	Streckenl.	Ø Speed
Ziel	201 Pex,Jorrit	0:47,429	1315 m	99,8 km/h
Sektion 1	201 Pex,Jorrit	0:20,294	587 m	104,1 km/h
Sektion 2	225 Vastle,Daniel	0:13,761	315 m	82,4 km/h
Sektion 3	226 Holzem,Sandro	0:13,181	413 m	112,8 km/h

	Smr.201 Pex,Jorrit NLD SP Motorsport	Smr.225 Vastle,Daniel ROU BIREL ART RACING KSW	Smr.226 Holzem,Sandro DEU CPB Sport	Smr.203 Tretilov,David DEU Maranello SRP Factory Team	Smr.210 Schächer,Lukas DEU Haak Motorsport
	theoretisch mögliche Bestzeit 0:47,429	theoretisch mögliche Bestzeit 0:47,458	theoretisch mögliche Bestzeit 0:47,396	theoretisch mögliche Bestzeit 0:47,478	theoretisch mögliche Bestzeit 0:47,464
best	Ziel Sektion 1 0:20,294 0:13,906 0:13,229	Ziel Sektion 1 0:20,454 0:13,761 0:13,243	Ziel Sektion 1 0:20,325 0:13,890 0:13,181	Ziel Sektion 1 0:20,387 0:13,762 0:13,329	Ziel Sektion 1 0:20,384 0:13,822 0:13,258
Runde 1	0:49,641 0:21,504 0:14,520 0:13,617	0:50,574 0:21,777 0:15,149 0:13,648	0:50,660 0:21,954 0:14,933 0:13,773	0:50,779 0:22,063 0:14,835 0:13,881	0:49,525 0:21,547 0:14,554 0:13,424
Runde 2	0:48,420 0:20,866 0:14,189 0:13,365	0:49,710 0:20,955 0:15,336 0:13,419	0:49,789 0:21,369 0:15,005 0:13,415	0:49,237 0:21,296 0:14,384 0:13,557	0:48,620 0:20,816 0:14,490 0:13,314
Runde 3	0:47,930 0:20,592 0:14,006 0:13,332	0:47,783 0:20,556 0:13,955 0:13,272	0:48,218 0:20,745 0:14,164 0:13,309	0:48,228 0:20,697 0:14,088 0:13,443	0:47,650 0:20,428 0:13,964 0:13,258
Runde 4	0:48,212 0:20,783 0:14,083 0:13,346	0:48,053 0:20,482 0:14,262 0:13,309	0:47,637 0:20,483 0:13,973 0:13,181	0:47,587 0:20,387 0:13,832 0:13,368	0:47,509 0:20,384 0:13,840 0:13,285
Runde 5	0:47,429 0:20,294 0:13,906 0:13,229	0:47,458 0:20,454 0:13,761 0:13,243	0:47,556 0:20,388 0:13,906 0:13,262	0:47,539 0:20,394 0:13,799 0:13,346	0:47,586 0:20,458 0:13,822 0:13,306
Runde 6	0:47,541 0:20,317 0:13,918 0:13,306	0:20,778 0:17,706	0:47,476 0:20,325 0:13,890 0:13,261	0:47,485 0:20,394 0:13,762 0:13,329	0:47,615 0:20,409 0:13,876 0:13,330

Qualifying practice DSKM (K22) Group 1

Die schnellsten Zeiten

Ort	Nr. Fahrername	Zeit	Streckenl.	ø Speed
Ziel	201 Pex,Jorrit	0:47,429	1315 m	99,8 km/h
Sektion 1	201 Pex,Jorrit	0:20,294	587 m	104,1 km/h
Sektion 2	225 Vastle,Domiel	0:13,761	315 m	82,4 km/h
Sektion 3	226 Holzem,Sandro	0:13,181	413 m	112,8 km/h

	Smr.222 Rousseau,Corentin FRA Maranello SRP Factory Team	Smr.217 Guust,Specken NLD CRG Holland VAR	Smr.216 Christiaan,de Kleijn NLD CRG Holland VAR	Smr.219 Rieberer,Paul AUT Dörr Motorsport	Smr.212 Fritsch,Valentino DEU Maranello SRP Factory Team
	theoretisch mögliche Bestzeit 0:47,573	theoretisch mögliche Bestzeit 0:47,547	theoretisch mögliche Bestzeit 0:47,589	theoretisch mögliche Bestzeit 0:47,563	theoretisch mögliche Bestzeit 0:47,687
best	Ziel Sektion 1 0:20,412 0:13,848 0:13,313	Ziel Sektion 1 0:20,427 0:13,818 0:13,302	Ziel Sektion 1 0:20,407 0:13,846 0:13,336	Ziel Sektion 1 0:20,447 0:13,810 0:13,306	Ziel Sektion 1 0:20,507 0:13,920 0:13,260
Runde 1	0:50,679 0:21,960 0:14,905 0:13,814	0:49,766 0:21,658 0:14,516 0:13,592	0:49,441 0:21,382 0:14,483 0:13,576	0:49,707 0:21,724 0:14,430 0:13,553	0:50,509 0:22,074 0:14,726 0:13,709
Runde 2	0:49,265 0:21,294 0:14,462 0:13,509	0:48,514 0:20,921 0:14,248 0:13,345	0:49,216 0:20,833 0:14,940 0:13,443	0:48,919 0:21,216 0:14,258 0:13,445	0:49,185 0:21,225 0:14,503 0:13,457
Runde 3	0:48,399 0:20,811 0:14,258 0:13,330	0:47,778 0:20,521 0:13,915 0:13,342	0:48,009 0:20,668 0:13,962 0:13,379	0:47,843 0:20,639 0:13,856 0:13,348	0:48,411 0:20,672 0:14,440 0:13,299
Runde 4	0:47,702 0:20,469 0:13,903 0:13,330	0:47,959 0:20,630 0:13,974 0:13,355	0:47,689 0:20,435 0:13,918 0:13,336	0:47,664 0:20,509 0:13,849 0:13,306	0:47,759 0:20,516 0:13,983 0:13,260
Runde 5	0:47,575 0:20,412 0:13,850 0:13,313	0:47,597 0:20,447 0:13,848 0:13,302	0:47,616 0:20,421 0:13,858 0:13,337	0:47,656 0:20,447 0:13,810 0:13,399	0:47,920 0:20,647 0:13,974 0:13,299
Runde 6	0:47,688 0:20,490 0:13,848 0:13,350	0:47,605 0:20,427 0:13,818 0:13,360	0:47,636 0:20,407 0:13,846 0:13,383	0:47,656 0:20,447 0:13,810 0:13,399	0:47,692 0:20,507 0:13,920 0:13,260

Qualifying practice DSKM (K22) Group 1

Die schnellsten Zeiten

Ort	Nr. Fahrername	Zeit	Streckenl.	Ø Speed
Ziel	201 Pex,Jorrit	0:47,429	1315 m	99,8 km/h
Sektion 1	201 Pex,Jorrit	0:20,294	587 m	104,1 km/h
Sektion 2	225 Vastle,Daniel	0:13,761	315 m	82,4 km/h
Sektion 3	226 Holzem,Sandro	0:13,181	413 m	112,8 km/h

	Smr.277 Ried,Lenny DEU Lanari Racing Team	Smr.218 Julius-Bernhart,Jannik DEU Dörr Motorsport	Smr.254 Gerhards,Tim NLD CPB Sport	Smr.264 Scherbinkas,Lukas DEU NSL Racing	Smr.288 Neumann,Thomas DEU BIREL ART RACING KSW
	theoretisch mögliche Bestzeit 0:47,679	theoretisch mögliche Bestzeit 0:47,717	theoretisch mögliche Bestzeit 0:47,781	theoretisch mögliche Bestzeit 0:48,221	theoretisch mögliche Bestzeit 0:48,388
best	Ziel Sektion 1 Sektion 2 Sektion 3 0:47,767 0:20,473 0:13,828 0:13,378	Ziel Sektion 1 Sektion 2 Sektion 3 0:47,794 0:20,441 0:13,882 0:13,394	Ziel Sektion 1 Sektion 2 Sektion 3 0:47,803 0:20,459 0:13,885 0:13,437	Ziel Sektion 1 Sektion 2 Sektion 3 0:48,294 0:20,704 0:14,002 0:13,515	Ziel Sektion 1 Sektion 2 Sektion 3 0:48,388 0:20,769 0:14,079 0:13,540
Runde 1	0:50,600 0:22,361 0:14,616 0:13,623	0:50,286 0:22,081 0:14,669 0:13,536	0:51,071 0:21,723 0:14,739 0:14,609	0:51,401 0:21,883 0:14,622 0:14,896	0:51,764 0:22,510 0:15,370 0:13,884
Runde 2	0:48,282 0:20,753 0:14,108 0:13,421	0:48,262 0:20,738 0:14,130 0:13,394	0:49,698 0:21,156 0:14,604 0:13,938	0:49,785 0:20,990 0:14,672 0:14,123	0:49,247 0:21,241 0:14,346 0:13,660
Runde 3	0:47,937 0:20,610 0:13,949 0:13,378	0:47,833 0:20,489 0:13,934 0:13,410	0:48,085 0:20,651 0:13,973 0:13,461	0:48,491 0:20,867 0:14,109 0:13,515	0:48,676 0:20,915 0:14,193 0:13,568
Runde 4	0:47,788 0:20,507 0:13,861 0:13,420	0:47,810 0:20,441 0:13,937 0:13,432	0:47,924 0:20,517 0:13,896 0:13,511	0:48,454 0:20,839 0:14,060 0:13,555	0:48,388 0:20,769 0:14,079 0:13,540
Runde 5	0:47,767 0:20,473 0:13,828 0:13,466	0:47,794 0:20,444 0:13,882 0:13,468	0:47,803 0:20,481 0:13,885 0:13,437	0:48,294 0:20,739 0:14,002 0:13,553	0:48,448 0:20,787 0:14,119 0:13,542
Runde 6	0:47,944 0:20,535 0:13,968 0:13,441	0:47,944 0:20,535 0:13,968 0:13,441	0:47,885 0:20,459 0:13,886 0:13,540	0:48,461 0:20,704 0:14,093 0:13,664	0:48,445 0:20,800 0:14,105 0:13,540

free practice DSKM (KZ2) Group 2

Strecke / track: 1315m

started: 15 classified: 15 not classified: 0

Pos	Str. Nr.	Fahrer Driver	Nation	Bewerber / Sponsor	Nation	Lizenz R-Lizenz	Chassis / Motor / Reifen	Runden Laps	Differenz	Abstand Gap	beste Runde best Lap	in R. in L.	Geschw. n Speed
1	209	ARNOLD, Felix	DEU	Maranello SRP Factory Team	DEU	10465 16067	Maranello / TM / VEGA	7			0:47,508	5	99,6 km/h
2	215	STELL, Daniel	DEU	Dörr Motorsport	DEU	10858 16982	KR / IAME / VEGA	8	0:00,079	0:00,079	0:47,587	7	99,5 km/h
3	253	IMBOURG, Thomas	FRA	CPB Sport	FRA	121667 232241-1	Sodikart / TM / VEGA	6	0:00,128	0:00,049	0:47,636	5	99,4 km/h
4	206	PEX, Stan	NLD	SP Motorsport	NLD	31772 47253 005	KR / TM / VEGA	11	0:00,200	0:00,072	0:47,708	11	99,2 km/h
5	211	REHM, Maxim	DEU	Rehm Racing	DEU	10561 10578	Birel Art / TM / VEGA	7	0:00,251	0:00,051	0:47,759	7	99,1 km/h
6	202	HAANEN, Kris	NLD	SP Motorsport	NLD	40241 47253 005	KR / TM / VEGA	6	0:00,260	0:00,009	0:47,768	5	99,1 km/h
7	227	DOORN, Coen	NLD	SP Motorsport	NLD	40347 47253 005	KR / TM / VEGA	11	0:00,261	0:00,001	0:47,769	9	99,1 km/h
8	252	SPIRGEL, Matteo	FRA	CPB Sport	FRA	130648 232241-1	Sodikart / TM / VEGA	7	0:00,312	0:00,051	0:47,820	7	99,0 km/h
9	207	SCHMITZ, Alexander	DEU	Team Kartstore.de	DEU	14228 16070	Tony Kart / Vortex / VEGA	10	0:00,348	0:00,036	0:47,856	10	98,9 km/h
10	224	KIRKBY, Jesse	DEU	Maranello SRP Factory Team	DEU	28280 16067	Maranello / TM / VEGA	7	0:00,381	0:00,033	0:47,889	7	98,9 km/h
11	256	LIWINSKI, David	POL	BIREL ART RACING KSW	AUT	K/E/10012 BK102	Birel Art / TM / VEGA	10	0:00,389	0:00,008	0:47,897	10	98,8 km/h
12	213	TRÖGER, Tim	DEU	Maranello SRP Factory Team	DEU	17622 16067	Maranello / TM / VEGA	6	0:00,531	0:00,142	0:48,039	6	98,5 km/h
13	250	VILCANS, Edgars	LTU	RMLatvia	LTU	EV09782LV23 RR09595LV23	Sodikart / TM / VEGA	9	0:00,634	0:00,103	0:48,142	8	98,3 km/h
14	220	MELKER, Nigel	NLD	Paauwer Kart Racing Jacco Paauwe	NLD	19499 19655006	Birel Art / TM / VEGA	10	0:00,731	0:00,097	0:48,239	7	98,1 km/h
15	208	KINDERVATER, Robert	DEU	BIREL ART RACING KSW ADAC Berlin-Brandenburg e.V.	AUT	ITE1133505 BK 102	Birel Art / TM / VEGA	6	0:02,419	0:01,688	0:49,927	6	94,8 km/h

Rennleitung: Camillo Rößiger Racedirektor: Horst Seidel

Sportkommissare: Nikolas Spaderna / Ulrich Bell / Jörg Müller

Techn. Kommissare: H.-J. Dangers / M. Grasshoff / M. Ambrosius / C. Schmidt / D. Pietzko

Zeitnahme: KART-DATA timing service Franz Schieszler / Manuela Hintner



free practice DSKM (KZ2) Group 2

Fahrername Driver	Arnold Felix	Stell Daniel	Imbourg Thomas	Pex Stan	Rehm Maxim	Haanen Kris	Doorn Coen	Spiegel Matteo	Schmitz Alexander	Kirkby Jesse	Liwinski David	Tröger Tim
schnellste Runde in Runde	0:47,508 Rn. 5	0:47,587 Rn. 7	0:47,636 Rn. 5	0:47,708 Rn. 11	0:47,759 Rn. 7	0:47,768 Rn. 5	0:47,769 Rn. 9	0:47,820 Rn. 7	0:47,856 Rn. 10	0:47,889 Rn. 7	0:47,897 Rn. 10	0:48,039 Rn. 6
Speed	99,6 km/h	99,5 km/h	99,4 km/h	99,2 km/h	99,1 km/h	99,1 km/h	99,1 km/h	99,0 km/h	98,9 km/h	98,9 km/h	98,8 km/h	98,5 km/h
Lap 1	4:09,317	0:57,218	0:51,357	0:54,273	0:57,594	0:51,909	0:59,622	1:04,626	1:02,806	0:52,077	1:04,416	4:06,858
Lap 2	0:52,486	0:53,238	0:48,660	0:52,460	0:54,518	0:49,356	0:52,269	1:01,208	1:00,657	0:48,962	1:00,756	0:53,203
Lap 3	0:49,681	0:49,290	0:47,990	0:51,546	3:14,613	0:48,137	0:49,182	3:15,771	0:55,827	0:48,324	0:55,848	0:50,542
Lap 4	0:47,907	3:12,366	0:47,745	0:50,489	0:50,066	0:47,974	0:48,477	0:52,425	0:53,121	0:48,169	0:54,856	0:48,614
Lap 5	0:47,508	0:48,105	0:47,636	0:50,100	0:48,339	0:47,768	0:48,117	0:50,378	0:49,964	0:48,043	0:50,883	0:48,527
Lap 6	0:47,525	0:47,791	0:47,683	0:49,166	0:48,088	0:47,792	0:48,086	0:48,082	0:48,444	0:49,000	0:48,858	0:48,039
Lap 7	0:47,784	0:47,587		0:48,429	0:47,759		0:47,820	0:47,820	0:48,801	0:47,889	0:48,393	0:48,039
Lap 8		0:48,336		0:48,139			0:48,125		0:47,859		0:48,183	
Lap 9				0:47,782			0:47,769		0:51,240		0:48,266	
Lap 10				0:48,151			0:47,773		0:47,856		0:47,897	
Lap 11				0:47,708			0:47,895					



free practice DSKM (KZ2) Group 2

Fahrername Driver	Vilrans Edgars	Melker Nigel	Kindervater Robert
schnellste Runde in Runde	0:48,142 Rn. 8	0:48,239 Rn. 7	0:49,927 Rn. 6
Speed	98,3 km/h	98,1 km/h	94,8 km/h
Lap 1	0:51,809	1:00,428	1:04,697
Lap 2	0:50,275	0:54,905	1:00,957
Lap 3	0:49,519	0:50,904	0:55,978
Lap 4	2:51,382	0:49,548	0:53,345
Lap 5	0:49,958	0:48,878	0:50,381
Lap 6	0:49,240	0:48,558	<u>0:49,927</u>
Lap 7	0:48,327	<u>0:48,239</u>	
Lap 8	<u>0:48,142</u>	0:48,427	
Lap 9	0:48,341	0:48,352	
Lap 10		0:48,295	
Lap 11			

free practice DSKM (K22) Group 2

Ziel		Sektion 1		Sektion 2		Sektion 3	
Fahrername	Zeit	Fahrername	Zeit	Fahrername	Zeit	Fahrername	Zeit
1 209 Arnold,Felix	0:47,508	209 Arnold,Felix	0:20,377	215 Stell,Daniel	0:13,744	209 Arnold,Felix	0:13,243
2 215 Stell,Daniel	0:47,587	253 Imbourg,Thomas	0:20,401	209 Arnold,Felix	0:13,759	227 Doorn,Coen	0:13,271
3 253 Imbourg,Thomas	0:47,636	227 Doorn,Coen	0:20,425	211 Rehm,Maxim	0:13,790	215 Stell,Daniel	0:13,308
4 206 Pex,Stan	0:47,708	206 Pex,Stan	0:20,477	227 Doorn,Coen	0:13,828	206 Pex,Stan	0:13,328
5 211 Rehm,Maxim	0:47,759	224 Kirkby,Jesse	0:20,529	253 Imbourg,Thomas	0:13,838	207 Schmitz,Alexander	0:13,365
6 202 Haanen,Kris	0:47,768	207 Schmitz,Alexander	0:20,533	202 Haanen,Kris	0:13,841	252 Spigel,Matteo	0:13,371
7 227 Doorn,Coen	0:47,769	202 Haanen,Kris	0:20,534	206 Pex,Stan	0:13,866	213 Tröger,Tim	0:13,383
8 252 Spigel,Matteo	0:47,820	215 Stell,Daniel	0:20,535	213 Tröger,Tim	0:13,874	224 Kirkby,Jesse	0:13,389
9 207 Schmitz,Alexander	0:47,856	211 Rehm,Maxim	0:20,552	252 Spigel,Matteo	0:13,879	202 Haanen,Kris	0:13,393
10 224 Kirkby,Jesse	0:47,889	256 Liwinski,David	0:20,554	256 Liwinski,David	0:13,886	253 Imbourg,Thomas	0:13,396
11 256 Liwinski,David	0:47,897	252 Spigel,Matteo	0:20,570	220 Melker,Nigel	0:13,913	211 Rehm,Maxim	0:13,417
12 213 Tröger,Tim	0:48,039	220 Melker,Nigel	0:20,649	224 Kirkby,Jesse	0:13,922	256 Liwinski,David	0:13,439
13 250 Vitcans,Edgars	0:48,142	250 Vitcans,Edgars	0:20,726	207 Schmitz,Alexander	0:13,930	250 Vitcans,Edgars	0:13,480
14 220 Melker,Nigel	0:48,239	213 Tröger,Tim	0:20,782	250 Vitcans,Edgars	0:13,936	220 Melker,Nigel	0:13,557
15 208 Kindervater,Robert	0:49,927	208 Kindervater,Robert	0:20,898	208 Kindervater,Robert	0:14,166	208 Kindervater,Robert	0:13,660



free practice DSKM (K22) Group 2

Die schnellsten Zeiten			
Ort	Nr. Fahrername	Zeit	Streckenl. ø Speed
Ziel	209 Arnold,Felix	0:47,508	1315 m 99,6 km/h
Sektion 1	209 Arnold,Felix	0:20,377	587 m 103,7 km/h
Sektion 2	215 Stiel,Daniel	0:13,744	315 m 82,5 km/h
Sektion 3	209 Arnold,Felix	0:13,243	413 m 112,3 km/h

	Smr.209 Arnold,Felix DEU Maranello SRP Factory Team			Smr.215 Stiel,Daniel DEU Dörr Motorsport			Smr.253 Imbourg,Thomas FRA CPB Sport			Smr.206 Pex,Stan NLD SP Motorsport			Smr.211 Rehm,Maxim DEU Rehm Racing			
	theoretisch mögliche Bestzeit	Sektion 1	Sektion 2	Sektion 3	theoretisch mögliche Bestzeit	Sektion 1	Sektion 2	Sektion 3	theoretisch mögliche Bestzeit	Sektion 1	Sektion 2	Sektion 3	theoretisch mögliche Bestzeit	Sektion 1	Sektion 2	Sektion 3
best	0:47,508	0:20,377	0:13,759	0:13,243	0:47,587	0:20,535	0:13,744	0:13,308	0:47,708	0:20,477	0:13,866	0:13,328	0:47,759	0:20,552	0:13,790	0:13,417
Runde 1	4:09,317	3:36,587	0:16,506	0:16,224	0:57,218	0:25,426	0:15,852	0:15,940	0:54,273	0:23,469	0:15,809	0:14,995	0:57,594	0:25,129	0:16,663	0:15,802
Runde 2	0:52,486	0:23,516	0:15,090	0:13,880	0:53,238	0:23,942	0:14,957	0:14,339	0:52,460	0:22,753	0:15,468	0:14,239	0:54,518	0:23,503	0:15,717	0:15,298
Runde 3	0:49,681	0:21,017	0:14,466	0:14,198	0:49,290	0:21,410	0:14,269	0:13,611	0:51,546	0:22,345	0:15,126	0:14,075	3:14,613	2:43,565	0:16,398	0:14,650
Runde 4	0:47,907	0:20,719	0:13,893	0:13,295	3:12,366	2:44,094	0:14,657	0:13,615	0:50,489	0:21,856	0:14,840	0:13,793	0:50,066	0:21,825	0:14,566	0:13,675
Runde 5	0:47,508	0:20,384	0:13,881	0:13,243	0:48,105	0:20,756	0:14,000	0:13,349	0:50,100	0:21,882	0:14,580	0:13,638	0:48,339	0:20,802	0:13,994	0:13,543
Runde 6	0:47,525	0:20,377	0:13,804	0:13,344	0:47,791	0:20,608	0:13,842	0:13,341	0:49,166	0:21,178	0:14,437	0:13,551	0:48,088	0:20,783	0:13,874	0:13,431
Runde 7	0:47,784	0:20,660	0:13,759	0:13,365	0:47,587	0:20,535	0:13,744	0:13,308	0:48,429	0:20,869	0:14,143	0:13,417	0:47,759	0:20,552	0:13,790	0:13,417
Runde 8					0:48,336	0:21,113	0:13,892	0:13,331	0:48,139	0:20,741	0:14,024	0:13,374				
Runde 9									0:47,782	0:20,543	0:13,911	0:13,328				
Runde 10									0:48,151	0:20,511	0:14,257	0:13,383				
Runde 11									0:47,708	0:20,477	0:13,866	0:13,365				

free practice DSKM (K22) Group 2

Die schnellsten Zeiten			
Ort	Nr. Fahrername	Zeit	Streckenl. ø Speed
Ziel	209 Arnold,Felix	0:47,508	1315 m 99,6 km/h
Sektion 1	209 Arnold,Felix	0:20,377	587 m 103,7 km/h
Sektion 2	215 Stiel,Daniel	0:13,744	315 m 82,5 km/h
Sektion 3	209 Arnold,Felix	0:13,243	413 m 112,3 km/h

	Smr.202 Haanen,Kris NLD SP Motorsport			Smr.227 Doorn,Coen NLD SP Motorsport			Smr.252 Spirgel,Matteo FRA CPB Sport			Smr.207 Schmitz,Alexander DEU Team Kartstore.de			Smr.224 Kirkby,Jesse DEU Maranello SRP Factory Team		
	theoretisch mögliche Bestzeit	Sektion 2	Sektion 3	theoretisch mögliche Bestzeit	Sektion 2	Sektion 3	theoretisch mögliche Bestzeit	Sektion 2	Sektion 3	theoretisch mögliche Bestzeit	Sektion 2	Sektion 3	theoretisch mögliche Bestzeit	Sektion 2	Sektion 3
best	0:47,768	0:20,534	0:13,841	0:47,769	0:20,425	0:13,828	0:47,820	0:20,570	0:13,879	0:47,856	0:20,533	0:13,930	0:47,889	0:20,529	0:13,922
Runde 1	0:51,909	0:23,193	0:14,929	0:59,622	0:27,206	0:16,881	1:04,626	0:29,037	0:17,668	1:02,806	0:29,012	0:16,889	0:52,077	0:22,710	0:15,518
Runde 2	0:49,356	0:21,598	0:14,255	0:52,269	0:23,258	0:14,991	1:01,208	0:26,925	0:17,046	1:00,657	0:27,048	0:16,741	0:48,962	0:21,036	0:14,378
Runde 3	0:48,137	0:20,636	0:14,084	0:49,182	0:21,307	0:14,358	3:15,771	2:43,272	0:16,882	0:55,827	0:24,904	0:15,724	0:48,324	0:20,870	0:14,065
Runde 4	0:47,974	0:20,587	0:13,987	0:48,477	0:20,865	0:14,162	0:52,425	0:23,283	0:15,118	0:53,121	0:23,777	0:15,321	0:48,169	0:20,792	0:13,444
Runde 5	0:47,768	0:20,534	0:13,841	0:48,117	0:20,685	0:14,061	0:50,378	0:21,654	0:15,171	0:49,964	0:21,784	0:14,523	0:48,043	0:20,599	0:13,957
Runde 6	0:47,792	0:20,540	0:13,853	0:48,086	0:20,585	0:14,026	0:48,082	0:20,645	0:13,950	0:48,444	0:20,778	0:14,137	0:49,000	0:21,476	0:14,063
Runde 7				0:47,820	0:20,600	0:13,949	0:47,820	0:20,570	0:13,879	0:48,801	0:21,387	0:14,049	0:47,889	0:20,529	0:13,922
Runde 8				0:48,125	0:20,425	0:14,045				0:47,859	0:20,544	0:13,945			
Runde 9				0:47,769	0:20,520	0:13,828				0:51,240	0:22,739	0:15,056			
Runde 10				0:47,773	0:20,486	0:13,921				0:47,856	0:20,533	0:13,930			
Runde 11				0:47,895	0:20,525	0:13,944									

free practice DSKM (K22) Group 2

Ziel		Sektion 1		Sektion 2		Sektion 3	
Fahrername	Zeit	Fahrername	Zeit	Fahrername	Zeit	Fahrername	Zeit
1 209 Arnold,Felix	0:47,508	209 Arnold,Felix	0:20,377	215 Stell,Daniel	0:13,744	209 Arnold,Felix	0:13,243
2 215 Stell,Daniel	0:47,587	253 Imbourg,Thomas	0:20,401	209 Arnold,Felix	0:13,759	227 Doorn,Coen	0:13,271
3 253 Imbourg,Thomas	0:47,636	227 Doorn,Coen	0:20,425	211 Rehm,Maxim	0:13,790	215 Stell,Daniel	0:13,308
4 206 Pex,Stan	0:47,708	206 Pex,Stan	0:20,477	227 Doorn,Coen	0:13,828	206 Pex,Stan	0:13,328
5 211 Rehm,Maxim	0:47,759	224 Kirkby,Jesse	0:20,529	253 Imbourg,Thomas	0:13,838	207 Schmitz,Alexander	0:13,365
6 202 Haanen,Kris	0:47,768	207 Schmitz,Alexander	0:20,533	202 Haanen,Kris	0:13,841	252 Spigel,Matteo	0:13,371
7 227 Doorn,Coen	0:47,769	202 Haanen,Kris	0:20,534	206 Pex,Stan	0:13,866	213 Tröger,Tim	0:13,383
8 252 Spigel,Matteo	0:47,820	215 Stell,Daniel	0:20,535	213 Tröger,Tim	0:13,874	224 Kirkby,Jesse	0:13,389
9 207 Schmitz,Alexander	0:47,856	211 Rehm,Maxim	0:20,552	252 Spigel,Matteo	0:13,879	202 Haanen,Kris	0:13,393
10 224 Kirkby,Jesse	0:47,889	256 Liwinski,David	0:20,554	256 Liwinski,David	0:13,886	253 Imbourg,Thomas	0:13,396
11 256 Liwinski,David	0:47,897	252 Spigel,Matteo	0:20,570	220 Melker,Nigel	0:13,913	211 Rehm,Maxim	0:13,417
12 213 Tröger,Tim	0:48,039	220 Melker,Nigel	0:20,649	224 Kirkby,Jesse	0:13,922	256 Liwinski,David	0:13,439
13 250 Vitcans,Edgars	0:48,142	250 Vitcans,Edgars	0:20,726	207 Schmitz,Alexander	0:13,930	250 Vitcans,Edgars	0:13,480
14 220 Melker,Nigel	0:48,239	213 Tröger,Tim	0:20,782	250 Vitcans,Edgars	0:13,936	220 Melker,Nigel	0:13,557
15 208 Kindervater,Robert	0:49,927	208 Kindervater,Robert	0:20,898	208 Kindervater,Robert	0:14,166	208 Kindervater,Robert	0:13,660

free practice DSKM (K22) Group 2

Die schnellsten Zeiten			
Ort	Nr. Fahrername	Zeit	Streckenl. ø Speed
Ziel	209 Arnold,Felix	0:47,508	1315 m 99,6 km/h
Sektion 1	209 Arnold,Felix	0:20,377	587 m 103,7 km/h
Sektion 2	215 Stiel,Daniel	0:13,744	315 m 82,5 km/h
Sektion 3	209 Arnold,Felix	0:13,243	413 m 112,3 km/h

	Smr.209 Arnold,Felix DEU Maranello SRP Factory Team			Smr.215 Stiel,Daniel DEU Dörr Motorsport			Smr.253 Imbourg,Thomas FRA CPB Sport			Smr.206 Pex,Stan NLD SP Motorsport			Smr.211 Rehm,Maxim DEU Rehm Racing			
	theoretisch mögliche Bestzeit	Sektion 1	Sektion 2	Sektion 3	theoretisch mögliche Bestzeit	Sektion 1	Sektion 2	Sektion 3	theoretisch mögliche Bestzeit	Sektion 1	Sektion 2	Sektion 3	theoretisch mögliche Bestzeit	Sektion 1	Sektion 2	Sektion 3
best	0:47,508	0:20,377	0:13,759	0:13,243	0:47,587	0:20,535	0:13,744	0:13,308	0:47,708	0:20,477	0:13,866	0:13,328	0:47,759	0:20,552	0:13,790	0:13,417
Runde 1	4:09,317	3:36,587	0:16,506	0:16,224	0:57,218	0:25,426	0:15,852	0:15,940	0:54,273	0:23,469	0:15,809	0:14,995	0:57,594	0:25,129	0:16,663	0:15,802
Runde 2	0:52,486	0:23,516	0:15,090	0:13,880	0:53,238	0:23,942	0:14,957	0:14,339	0:52,460	0:22,753	0:15,468	0:14,239	0:54,518	0:23,503	0:15,717	0:15,298
Runde 3	0:49,681	0:21,017	0:14,466	0:14,198	0:49,290	0:21,410	0:14,269	0:13,611	0:51,546	0:22,345	0:15,126	0:14,075	3:14,613	2:43,565	0:16,398	0:14,650
Runde 4	0:47,907	0:20,719	0:13,893	0:13,295	3:12,366	2:44,094	0:14,657	0:13,615	0:50,489	0:21,856	0:14,840	0:13,793	0:50,066	0:21,825	0:14,566	0:13,675
Runde 5	0:47,508	0:20,384	0:13,881	0:13,243	0:48,105	0:20,756	0:14,000	0:13,349	0:50,100	0:21,882	0:14,580	0:13,638	0:48,339	0:20,802	0:13,994	0:13,543
Runde 6	0:47,525	0:20,377	0:13,804	0:13,344	0:47,791	0:20,608	0:13,842	0:13,341	0:49,166	0:21,178	0:14,437	0:13,551	0:48,088	0:20,783	0:13,874	0:13,431
Runde 7	0:47,784	0:20,660	0:13,759	0:13,365	0:47,587	0:20,535	0:13,744	0:13,308	0:48,429	0:20,869	0:14,143	0:13,417	0:47,759	0:20,552	0:13,790	0:13,417
Runde 8					0:48,336	0:21,113	0:13,892	0:13,331	0:48,139	0:20,741	0:14,024	0:13,374				
Runde 9									0:47,782	0:20,543	0:13,911	0:13,328				
Runde 10									0:48,151	0:20,511	0:14,257	0:13,383				
Runde 11									0:47,708	0:20,477	0:13,866	0:13,365				

free practice DSKM (K22) Group 2

Die schnellsten Zeiten			
Ort	Nr. Fahrername	Zeit	Streckenl. ø Speed
Ziel	209 Arnold,Felix	0:47,508	1315 m 99,6 km/h
Sektion 1	209 Arnold,Felix	0:20,377	587 m 103,7 km/h
Sektion 2	215 Stiel,Daniel	0:13,744	315 m 82,5 km/h
Sektion 3	209 Arnold,Felix	0:13,243	413 m 112,3 km/h

	Smr.202 Haanen,Kris NLD SP Motorsport			Smr.227 Doorn,Coen NLD SP Motorsport			Smr.252 Spirgel,Matteo FRA CPB Sport			Smr.207 Schmitz,Alexander DEU Team Kartstore.de			Smr.224 Kirkby,Jesse DEU Maranello SRP Factory Team		
	theoretisch mögliche Bestzeit	Ziel	Sektion 3	theoretisch mögliche Bestzeit	Ziel	Sektion 3	theoretisch mögliche Bestzeit	Ziel	Sektion 3	theoretisch mögliche Bestzeit	Ziel	Sektion 3	theoretisch mögliche Bestzeit	Ziel	Sektion 3
best	0:47,768	0:20,534	0:13,841	0:47,769	0:20,425	0:13,828	0:47,820	0:20,570	0:13,879	0:47,856	0:20,533	0:13,930	0:47,889	0:20,529	0:13,922
Runde 1	0:51,909	0:23,193	0:14,929	0:59,622	0:27,206	0:16,881	1:04,626	0:29,037	0:17,668	1:02,806	0:29,012	0:16,889	0:52,077	0:22,710	0:15,518
Runde 2	0:49,356	0:21,598	0:14,255	0:52,269	0:23,258	0:14,991	1:01,208	0:26,925	0:17,046	1:00,657	0:27,048	0:16,741	0:48,962	0:21,036	0:14,378
Runde 3	0:48,137	0:20,636	0:14,084	0:49,182	0:21,307	0:14,358	3:15,771	2:43,272	0:16,882	0:55,827	0:24,904	0:15,724	0:48,324	0:20,870	0:14,065
Runde 4	0:47,974	0:20,587	0:13,987	0:48,477	0:20,865	0:14,162	0:52,425	0:23,283	0:15,118	0:53,121	0:23,777	0:15,321	0:48,169	0:20,792	0:13,444
Runde 5	0:47,768	0:20,534	0:13,841	0:48,117	0:20,685	0:14,061	0:50,378	0:21,654	0:15,171	0:49,964	0:21,784	0:14,523	0:48,043	0:20,599	0:13,957
Runde 6	0:47,792	0:20,540	0:13,853	0:48,086	0:20,585	0:14,026	0:48,082	0:20,645	0:13,950	0:48,444	0:20,778	0:14,137	0:49,000	0:21,476	0:14,063
Runde 7				0:47,820	0:20,600	0:13,949	0:47,820	0:20,570	0:13,879	0:48,801	0:21,387	0:14,049	0:47,889	0:20,529	0:13,922
Runde 8				0:48,125	0:20,425	0:14,045				0:47,859	0:20,544	0:13,945			
Runde 9				0:47,769	0:20,520	0:13,828				0:51,240	0:22,739	0:15,056			
Runde 10				0:47,773	0:20,486	0:13,921				0:47,856	0:20,533	0:13,930			
Runde 11				0:47,895	0:20,525	0:13,944									

free practice DSKM (K22) Group 2

Die schnellsten Zeiten			
Ort	Nr. Fahrername	Zeit	Streckenl. ø Speed
Ziel	209 Arnold,Felix	0:47,508	1315 m 99,6 km/h
Sektion 1	209 Arnold,Felix	0:20,377	587 m 103,7 km/h
Sektion 2	215 Stiel,Daniel	0:13,744	315 m 82,5 km/h
Sektion 3	209 Arnold,Felix	0:13,243	413 m 112,3 km/h

best	Snr.256 Liwinski,David POL		Snr.213 Tröger,Tim DEU		Snr.250 Vilcans,Edgars LTU		Snr.220 Melker,Nigel NLD		Snr.208 Kindervater,Robert DEU	
	theoretisch mögliche Bestzeit	Ziel	theoretisch mögliche Bestzeit	Ziel	theoretisch mögliche Bestzeit	Ziel	theoretisch mögliche Bestzeit	Ziel	theoretisch mögliche Bestzeit	Ziel
Runde 1	0:47,897	0:20,554	0:13,886	0:13,439	0:17,456	0:17,734	0:16,685	0:17,000	0:17,456	0:17,456
Runde 2	0:47,897	0:20,554	0:13,886	0:13,439	0:17,456	0:17,734	0:16,685	0:17,000	0:17,456	0:17,456
Runde 3	0:47,897	0:20,554	0:13,886	0:13,439	0:17,456	0:17,734	0:16,685	0:17,000	0:17,456	0:17,456
Runde 4	0:47,897	0:20,554	0:13,886	0:13,439	0:17,456	0:17,734	0:16,685	0:17,000	0:17,456	0:17,456
Runde 5	0:47,897	0:20,554	0:13,886	0:13,439	0:17,456	0:17,734	0:16,685	0:17,000	0:17,456	0:17,456
Runde 6	0:47,897	0:20,554	0:13,886	0:13,439	0:17,456	0:17,734	0:16,685	0:17,000	0:17,456	0:17,456
Runde 7	0:47,897	0:20,554	0:13,886	0:13,439	0:17,456	0:17,734	0:16,685	0:17,000	0:17,456	0:17,456
Runde 8	0:47,897	0:20,554	0:13,886	0:13,439	0:17,456	0:17,734	0:16,685	0:17,000	0:17,456	0:17,456
Runde 9	0:47,897	0:20,554	0:13,886	0:13,439	0:17,456	0:17,734	0:16,685	0:17,000	0:17,456	0:17,456
Runde 10	0:47,897	0:20,554	0:13,886	0:13,439	0:17,456	0:17,734	0:16,685	0:17,000	0:17,456	0:17,456
Runde 11										

free practice DSKM (K22) Group 1

Strecke / track: 1315m

started: 15 classified: 15 not classified: 0

Pos	Str. Nr.	Fahrer Driver	Nation	Bewerber / Sponsor	Nation	Lizenz N-Lizenz	Chassis / Motor / Reifen	Runden Laps	Differenz	Abstand Gap	beste Runde best Lap	in R. in L.	o Geschw. Speed
1	203	TREFILOV, David	DEU	Maranello SRP Factory Team	DEU	16049 16067	Maranello / TM / VEGA	7			0:47,580	7	99,5 km/h
2	219	RIEBERER, Paul	AUT	Dörr Motorsport	DEU	JK2062 16982	KR / IAME / VEGA	9	0:00,180	0:00,180	0:47,760	8	99,1 km/h
3	218	JULIUS-BERNHART, Janni	DEU	Dörr Motorsport	DEU	13298 16982	KR / IAME / VEGA	7	0:00,203	0:00,023	0:47,783	7	99,1 km/h
4	210	SCHÄCHER, Lukas	DEU	Haak Motorsport	DEU	28091 16974	KR / TM / VEGA	10	0:00,204	0:00,001	0:47,784	9	99,1 km/h
5	226	HOLZEM, Sandro	DEU	CPB Sport	FRA	11248 232241-1	Sodikart / TM / VEGA	7	0:00,227	0:00,023	0:47,807	7	99,0 km/h
6	222	ROUSSEAU, Corentin	FRA	Maranello SRP Factory Team	DEU	123607 16067	Maranello / TM / VEGA	7	0:00,239	0:00,012	0:47,819	7	99,0 km/h
7	212	FRITSCH, Valentino	DEU	Maranello SRP Factory Team	DEU	12819 16067	Maranello / TM / VEGA	7	0:00,241	0:00,002	0:47,821	7	99,0 km/h
8	277	RIED, Lenny	DEU	Lanari Racing Team	DEU	ITE1173160 17166	KR / TM / VEGA	8	0:00,241	0:00,000	0:47,821	8	99,0 km/h
9	201	PEX, Jorrit	NLD	SP Motorsport	NLD	27382 47253005	KR / TM / VEGA	10	0:00,271	0:00,030	0:47,851	9	98,9 km/h
10	254	GERHARDS, Tim	NLD	CPB Sport	FRA	40835 232241-1	Sodikart / TM / VEGA	10	0:00,330	0:00,059	0:47,910	9	98,8 km/h
11	225	VASILE, Daniel	ROU	BIREL ART RACING KSW	AUT	93 BK102	Birel Art / TM / VEGA	10	0:00,389	0:00,059	0:47,969	9	98,7 km/h
12	216	CHRISTIAAN, de Kleijn	NLD	CRG Holland VAR	NLD	44092 15521 007	CRG / TM / VEGA	7	0:00,416	0:00,027	0:47,996	5	98,6 km/h
13	217	GUUST, Specken	NLD	CRG Holland VAR	NLD	33443 15521 007	CRG / TM / VEGA	7	0:00,489	0:00,073	0:48,069	6	98,5 km/h
14	288	NEUMANN, Thomas	DEU	BIREL ART RACING KSW	AUT	25555 BK102	Birel Art / TM / VEGA	10	0:00,767	0:00,278	0:48,347	9	97,9 km/h
15	264	SCHERBINSKAS, Lukas	DEU	NSL Racing	LTU	11348 2023 KL/06	Sodikart / TM / VEGA	10	0:00,963	0:00,196	0:48,543	10	97,5 km/h

Rennleitung: Camillo Rößiger Racedirektor: Horst Seidel

Sportkommissare: Nikolas Spaderna / Ulrich Bell / Jörg Müller

Techn. Kommissare: H.-J. Dangers / M. Grasshoff / M. Ambrosius / C. Schmidt / D. Pietzko

Zeitnahme: KART-DATA timing service Franz Schieszler / Manuela Hintner



free practice DSKM (KZ2) Group 1

Fahrername Driver	Trefilov David	Rieberer Paul	Julius-Bernhart Jannik	Schächter Lukas	Holzern Sandro	Rousseau Corentin	Fritsch Valentino	Ried Lenny	Pex Jorrit	Gerhards Tim	Vasile Daniel	Christiaan de Kleijn
schnellste Runde in Runde	0:47,580 Rn. 7	0:47,760 Rn. 8	0:47,783 Rn. 7	0:47,784 Rn. 9	0:47,807 Rn. 7	0:47,819 Rn. 7	0:47,821 Rn. 7	0:47,821 Rn. 8	0:47,851 Rn. 9	0:47,910 Rn. 9	0:47,969 Rn. 9	0:47,996 Rn. 5
Speed	99,5 km/h	99,1 km/h	99,1 km/h	99,1 km/h	99,0 km/h	99,0 km/h	99,0 km/h	99,0 km/h	98,9 km/h	98,8 km/h	98,7 km/h	98,6 km/h
Lap 1	4:02,772	1:09,490	1:01,239	0:53,173	0:55,288	3:44,707	3:45,422	1:00,475	1:03,857	1:01,520	1:02,352	0:55,149
Lap 2	0:53,664	0:59,402	3:49,666	0:49,761	0:51,599	0:53,833	0:54,105	0:55,511	0:59,239	0:58,186	0:58,225	0:51,662
Lap 3	0:49,897	0:54,611	0:52,086	0:50,863	0:48,965	0:49,826	0:49,847	2:50,805	0:54,803	0:56,574	0:57,292	0:49,080
Lap 4	0:48,305	0:49,570	0:49,259	0:48,968	0:48,060	0:48,687	0:49,053	0:54,217	0:53,769	0:51,817	0:52,533	0:48,172
Lap 5	0:47,844	0:49,133	0:47,821	0:48,514	0:47,856	0:48,282	0:48,220	0:49,057	0:52,052	0:50,913	0:52,900	0:47,996
Lap 6	0:47,736	0:48,136	0:47,911	0:48,325	0:47,863	0:48,213	0:48,028	0:48,314	0:50,367	0:48,775	0:48,738	0:48,526
Lap 7	0:47,580	0:47,866	0:47,783	0:47,953	0:47,807	0:47,819	0:47,821	0:48,853	0:48,401	0:48,350	0:48,122	0:49,497
Lap 8		0:47,760		0:47,945				0:47,821	0:48,095	0:47,938	0:47,998	
Lap 9		0:47,783		0:47,784				0:47,821	0:47,851	0:47,910	0:47,969	
Lap 10				0:47,839					0:48,045	0:48,328	0:48,193	

free practice DSKM (KZ2) Group 1

Fahrername Driver	Guust Specken	Neumann Thomas	Scherbinskas Lukas
schnellste Runde in Runde	0:48,069 Rn. 6	0:48,347 Rn. 9	0:48,543 Rn. 10
Speed	98,5 km/h	97,9 km/h	97,5 km/h
Lap 1	0:55,301	1:02,053	0:59,414
Lap 2	0:51,592	0:58,167	0:55,234
Lap 3	0:49,061	0:57,251	0:50,341
Lap 4	0:48,255	0:52,725	0:50,101
Lap 5	0:48,152	0:52,674	1:04,173
Lap 6	<u>0:48,069</u>	0:48,931	0:49,816
Lap 7	0:48,159	0:48,571	0:49,074
Lap 8		0:48,438	0:48,665
Lap 9		<u>0:48,347</u>	0:48,557
Lap 10		0:50,087	<u>0:48,543</u>

free practice DSKM (K22) Group 1

Ziel		Sektion 1		Sektion 2		Sektion 3	
Fahrername	Zeit	Fahrername	Zeit	Fahrername	Zeit	Fahrername	Zeit
1 203 Trefilov,David	0:47,580	203 Trefilov,David	0:20,351	210 Schächer,Lukas	0:13,871	226 Holzem,Sandro	0:13,275
2 219 Rieberer,Paul	0:47,760	218 Julius-Bernhart,Jannik	0:20,444	222 Rousseau,Corentin	0:13,873	212 Fritsch,Valentino	0:13,280
3 218 Julius-Bernhart,Jannik	0:47,783	216 Christiaan,de Kleijn	0:20,489	225 Vasile,Daniel	0:13,878	219 Rieberer,Paul	0:13,307
4 210 Schächer,Lukas	0:47,784	201 Pex,Jorrit	0:20,508	203 Trefilov,David	0:13,883	203 Trefilov,David	0:13,319
5 226 Holzem,Sandro	0:47,807	210 Schächer,Lukas	0:20,513	219 Rieberer,Paul	0:13,897	218 Julius-Bernhart,Jannik	0:13,319
6 222 Rousseau,Corentin	0:47,819	277 Ried,Lenny	0:20,514	226 Holzem,Sandro	0:13,905	210 Schächer,Lukas	0:13,346
7 212 Fritsch,Valentino	0:47,821	219 Rieberer,Paul	0:20,525	201 Pex,Jorrit	0:13,910	254 Gerhards,Tim	0:13,387
8 277 Ried,Lenny	0:47,821	217 Guust,Specken	0:20,545	277 Ried,Lenny	0:13,916	216 Christiaan,de Kleijn	0:13,390
9 201 Pex,Jorrit	0:47,851	222 Rousseau,Corentin	0:20,552	218 Julius-Bernhart,Jannik	0:13,925	277 Ried,Lenny	0:13,391
10 254 Gerhards,Tim	0:47,910	212 Fritsch,Valentino	0:20,558	216 Christiaan,de Kleijn	0:13,942	222 Rousseau,Corentin	0:13,394
11 225 Vasile,Daniel	0:47,969	254 Gerhards,Tim	0:20,575	254 Gerhards,Tim	0:13,947	201 Pex,Jorrit	0:13,404
12 216 Christiaan,de Kleijn	0:47,996	226 Holzem,Sandro	0:20,576	217 Guust,Specken	0:13,981	225 Vasile,Daniel	0:13,408
13 217 Guust,Specken	0:48,069	225 Vasile,Daniel	0:20,609	212 Fritsch,Valentino	0:13,983	217 Guust,Specken	0:13,427
14 288 Neumann,Thomas	0:48,347	288 Neumann,Thomas	0:20,767	264 Scherbinskas,Lukas	0:14,028	288 Neumann,Thomas	0:13,498
15 264 Scherbinskas,Lukas	0:48,543	264 Scherbinskas,Lukas	0:20,862	288 Neumann,Thomas	0:14,055	264 Scherbinskas,Lukas	0:13,516



free practice DSKM (K22) Group 1

Die schnellsten Zeiten

Ort	Nr. Fahrername	Zeit	Streckenl.	ø Speed
Ziel	203 Trefilow,David	0:47,580	1315 m	99,5 km/h
Sektion 1	203 Trefilow,David	0:20,351	587 m	103,8 km/h
Sektion 2	210 Schätcher,Lukas	0:13,871	315 m	81,8 km/h
Sektion 3	226 Holzem,Sandro	0:13,275	413 m	112,0 km/h

	Smr.203 Trefilow,David DEU Maranello SRP Factory Team	Smr.219 Rieberer,Paul AUT Dörr Motorsport	Smr.218 Julius-Bernhart,Jannik DEU Dörr Motorsport	Smr.210 Schätcher,Lukas DEU Haak Motorsport	Smr.226 Holzem,Sandro DEU CPB Sport
	theoretisch mögliche Bestzeit 0:47,553	theoretisch mögliche Bestzeit 0:47,729	theoretisch mögliche Bestzeit 0:47,688	theoretisch mögliche Bestzeit 0:47,730	theoretisch mögliche Bestzeit 0:47,756
best	Ziel Sektion 1 Sektion 2 Sektion 3 0:47,580 0:20,351 0:13,883 0:13,319	Ziel Sektion 1 Sektion 2 Sektion 3 0:47,760 0:20,525 0:13,897 0:13,307	Ziel Sektion 1 Sektion 2 Sektion 3 0:47,783 0:20,444 0:13,925 0:13,319	Ziel Sektion 1 Sektion 2 Sektion 3 0:47,784 0:20,513 0:13,871 0:13,346	Ziel Sektion 1 Sektion 2 Sektion 3 0:47,807 0:20,576 0:13,905 0:13,275
Runde 1	4:02,772 3:28,708 0:18,132 0:15,932	1:09,490 0:31,439 0:18,898 0:19,153	1:01,239 0:27,375 0:17,029 0:16,835	0:53,173 0:23,615 0:15,611 0:13,947	0:55,288 0:24,505 0:15,626 0:15,157
Runde 2	0:53,664 0:23,472 0:15,661 0:14,531	0:59,402 0:26,572 0:17,261 0:15,569	3:49,666 3:15,711 0:18,150 0:15,805	0:49,761 0:21,175 0:14,424 0:14,162	0:51,599 0:21,493 0:14,508 0:15,598
Runde 3	0:49,897 0:21,652 0:14,684 0:13,561	0:54,611 0:24,191 0:15,784 0:14,636	0:52,086 0:23,288 0:15,021 0:13,777	0:50,863 0:21,371 0:15,782 0:13,710	0:48,965 0:21,279 0:14,202 0:13,484
Runde 4	0:48,305 0:20,793 0:14,098 0:13,414	0:49,570 0:21,314 0:14,326 0:13,930	0:49,259 0:20,981 0:14,543 0:13,735	0:48,968 0:20,999 0:14,248 0:13,721	0:48,060 0:20,675 0:14,044 0:13,341
Runde 5	0:47,844 0:20,520 0:13,915 0:13,409	0:49,133 0:21,351 0:14,295 0:13,487	0:47,821 0:20,535 0:13,967 0:13,319	0:48,514 0:20,701 0:14,113 0:13,700	0:47,856 0:20,638 0:13,943 0:13,275
Runde 6	0:47,736 0:20,534 0:13,883 0:13,319	0:48,136 0:20,710 0:14,016 0:13,410	0:47,911 0:20,444 0:14,112 0:13,355	0:48,325 0:20,850 0:14,070 0:13,405	0:47,863 0:20,576 0:13,922 0:13,365
Runde 7	0:47,580 0:20,351 0:13,883 0:13,346	0:47,866 0:20,633 0:13,926 0:13,307	0:47,783 0:20,532 0:13,925 0:13,326	0:47,953 0:20,609 0:13,935 0:13,409	0:47,807 0:20,577 0:13,905 0:13,325
Runde 8		0:47,760 0:20,525 0:13,897 0:13,338		0:47,945 0:20,698 0:13,901 0:13,346	
Runde 9		0:47,783 0:20,536 0:13,901 0:13,346		0:47,784 0:20,517 0:13,871 0:13,396	
Runde 10				0:47,839 0:20,513 0:13,890 0:13,436	

free practice DSKM (K22) Group 1

Die schnellsten Zeiten

Ort	Nr. Fahrername	Zeit	Streckenl.	Ø Speed
Ziel	203 Trefilow, David	0:47,580	1315 m	99,5 km/h
Sektion 1	203 Trefilow, David	0:20,351	587 m	103,8 km/h
Sektion 2	210 Schächer, Lukas	0:13,871	315 m	81,8 km/h
Sektion 3	226 Holzem, Sandro	0:13,275	413 m	112,0 km/h

	Smr.222 Rousseau, Corentin FRA Maranello SRP Factory Team	Smr.212 Fritsch, Valentino DEU Maranello SRP Factory Team	Smr.277 Ried, Lenny DEU Lanari Racing Team	Smr.201 Pex, Jorrit NLD SP Motorsport	Smr.254 Gerhards, Tim NLD CPB Sport
	theoretisch mögliche Bestzeit 0:47,819	theoretisch mögliche Bestzeit 0:47,821	theoretisch mögliche Bestzeit 0:47,821	theoretisch mögliche Bestzeit 0:47,822	theoretisch mögliche Bestzeit 0:47,909
best	Ziel Sektion 1 Sektion 2 Sektion 3 0:47,819 0:20,552 0:13,873 0:13,394	Ziel Sektion 1 Sektion 2 Sektion 3 0:47,821 0:20,558 0:13,983 0:13,280	Ziel Sektion 1 Sektion 2 Sektion 3 0:47,821 0:20,514 0:13,916 0:13,391	Ziel Sektion 1 Sektion 2 Sektion 3 0:47,851 0:20,508 0:13,910 0:13,404	Ziel Sektion 1 Sektion 2 Sektion 3 0:47,910 0:20,575 0:13,947 0:13,387
Runde 1	3:44,707 3:10,482 0:17,623 0:16,602	3:45,422 3:11,716 0:17,378 0:16,328	1:00,475 0:26,712 0:17,272 0:16,491	1:03,857 0:29,054 0:18,108 0:16,695	1:01,520 0:27,263 0:17,059 0:17,198
Runde 2	0:53,833 0:23,850 0:15,481 0:14,502	0:54,105 0:24,319 0:15,353 0:14,433	0:55,511 0:24,568 0:15,908 0:15,035	0:59,239 0:25,870 0:17,693 0:15,676	0:58,186 0:25,160 0:16,195 0:16,831
Runde 3	0:49,826 0:21,500 0:14,633 0:13,693	0:49,847 0:21,600 0:14,624 0:13,623	2:50,805 2:19,817 0:16,242 0:14,746	0:54,803 0:23,377 0:16,405 0:15,021	0:56,574 0:24,664 0:16,643 0:15,267
Runde 4	0:48,687 0:20,992 0:14,213 0:13,482	0:49,053 0:21,026 0:14,557 0:13,470	0:54,217 0:22,368 0:15,593 0:16,256	0:53,769 0:23,250 0:15,935 0:14,584	0:51,817 0:22,949 0:15,025 0:13,843
Runde 5	0:48,282 0:20,763 0:14,083 0:13,436	0:48,220 0:20,746 0:14,073 0:13,401	0:49,057 0:21,137 0:14,346 0:13,574	0:52,052 0:22,895 0:15,230 0:13,927	0:50,913 0:22,316 0:14,538 0:14,059
Runde 6	0:48,213 0:20,783 0:13,995 0:13,435	0:48,028 0:20,650 0:13,984 0:13,394	0:48,314 0:20,902 0:13,940 0:13,472	0:50,367 0:22,402 0:14,417 0:13,548	0:48,775 0:21,124 0:14,236 0:13,415
Runde 7	0:47,819 0:20,552 0:13,873 0:13,394	0:47,821 0:20,558 0:13,983 0:13,280	0:48,853 0:20,913 0:14,459 0:13,481	0:48,401 0:20,772 0:14,180 0:13,449	0:48,350 0:20,776 0:14,118 0:13,456
Runde 8			0:47,821 0:20,514 0:13,916 0:13,391	0:48,095 0:20,637 0:14,004 0:13,454	0:47,938 0:20,575 0:13,966 0:13,397
Runde 9				0:47,851 0:20,537 0:13,910 0:13,404	0:47,910 0:20,576 0:13,947 0:13,387
Runde 10				0:48,045 0:20,508 0:13,953 0:13,584	0:48,328 0:20,913 0:13,993 0:13,472

free practice DSKM (K22) Group 1

Die schnellsten Zeiten				
Ort	Nr. Fahrername	Zeit	Streckenl.	ø Speed
Ziel	203 Treflow,David	0:47,580	1315 m	99,5 km/h
Sektion 1	203 Treflow,David	0:20,351	587 m	103,8 km/h
Sektion 2	210 Schächer,Lukas	0:13,871	315 m	81,8 km/h
Sektion 3	226 Holzem,Sandro	0:13,275	413 m	112,0 km/h

	Smr.225 Vasile,Daniel ROU		Smr.216 Christiaan,de Kleijn NLD		Smr.217 Guust,Specken NLD		Smr.288 Neumann,Thomas DEU		Smr.264 Scherbinkas,Lukas DEU	
	BIREL ART RACING KSW		CRG Holland VAR		CRG Holland VAR		BIREL ART RACING KSW		NSL Racing	
	theoretisch mögliche Bestzeit	0:47,895	theoretisch mögliche Bestzeit	0:47,821	theoretisch mögliche Bestzeit	0:47,953	theoretisch mögliche Bestzeit	0:48,320	theoretisch mögliche Bestzeit	0:48,406
best	Ziel	0:47,969	0:13,878	0:13,408	Ziel	0:47,996	0:13,942	0:13,390	Ziel	0:48,543
Runde 1	0:47,969	0:20,609	0:13,878	0:13,408	0:47,996	0:13,942	0:13,390	0:48,347	0:20,862	0:13,516
Runde 2	0:48,122	0:20,751	0:13,937	0:13,434	0:48,526	0:14,004	0:13,616	0:50,053	0:20,872	0:15,686
Runde 3	0:47,998	0:20,609	0:13,971	0:13,418	0:49,497	0:14,396	0:14,612	0:50,167	0:24,928	0:14,284
Runde 4	0:47,969	0:20,627	0:13,878	0:13,464	0:49,080	0:14,276	0:13,555	0:52,725	0:21,649	0:14,002
Runde 5	0:48,193	0:20,862	0:13,923	0:13,408	0:49,080	0:14,276	0:13,555	0:52,725	0:21,570	0:13,951
Runde 6	0:48,122	0:20,751	0:13,937	0:13,434	0:48,172	0:14,003	0:13,449	0:52,725	0:21,332	0:20,765
Runde 7	0:48,122	0:20,751	0:13,937	0:13,434	0:48,172	0:14,003	0:13,449	0:52,725	0:21,332	0:20,765
Runde 8	0:47,998	0:20,609	0:13,971	0:13,418	0:48,152	0:14,025	0:13,439	0:52,725	0:21,332	0:20,765
Runde 9	0:47,969	0:20,627	0:13,878	0:13,464	0:48,152	0:14,025	0:13,439	0:52,725	0:21,332	0:20,765
Runde 10	0:48,193	0:20,862	0:13,923	0:13,408	0:48,152	0:14,025	0:13,439	0:52,725	0:21,332	0:20,765

	Smr.216 Christiaan,de Kleijn NLD		Smr.217 Guust,Specken NLD		Smr.288 Neumann,Thomas DEU		Smr.264 Scherbinkas,Lukas DEU	
	CRG Holland VAR		CRG Holland VAR		BIREL ART RACING KSW		NSL Racing	
	theoretisch mögliche Bestzeit	0:47,821	theoretisch mögliche Bestzeit	0:47,953	theoretisch mögliche Bestzeit	0:48,320	theoretisch mögliche Bestzeit	0:48,406
best	Ziel	0:47,996	0:13,942	0:13,390	Ziel	0:48,347	0:20,767	0:14,028
Runde 1	0:47,996	0:13,942	0:13,390	0:48,347	0:20,767	0:14,055	0:13,498	0:13,516
Runde 2	0:48,526	0:14,004	0:13,616	0:48,347	0:20,767	0:14,055	0:13,498	0:13,516
Runde 3	0:49,497	0:14,396	0:14,612	0:48,347	0:20,767	0:14,055	0:13,498	0:13,516
Runde 4	0:49,080	0:14,276	0:13,555	0:48,347	0:20,767	0:14,055	0:13,498	0:13,516
Runde 5	0:48,738	0:14,138	0:13,548	0:48,347	0:20,767	0:14,055	0:13,498	0:13,516
Runde 6	0:48,738	0:14,138	0:13,548	0:48,347	0:20,767	0:14,055	0:13,498	0:13,516
Runde 7	0:48,122	0:20,751	0:13,937	0:13,434	0:48,347	0:20,767	0:14,055	0:13,516
Runde 8	0:47,998	0:20,609	0:13,971	0:13,418	0:48,347	0:20,767	0:14,055	0:13,516
Runde 9	0:47,969	0:20,627	0:13,878	0:13,464	0:48,347	0:20,767	0:14,055	0:13,516
Runde 10	0:48,193	0:20,862	0:13,923	0:13,408	0:48,347	0:20,767	0:14,055	0:13,516

free practice DSKM (K22) Group 1

Ziel		Sektion 1		Sektion 2		Sektion 3	
Fahrername	Zeit	Fahrername	Zeit	Fahrername	Zeit	Fahrername	Zeit
1 203 Trefilov,David	0:47,580	203 Trefilov,David	0:20,351	210 Schächer,Lukas	0:13,871	226 Holzem,Sandro	0:13,275
2 219 Rieberer,Paul	0:47,760	218 Julius-Bernhart,Jannik	0:20,444	222 Rousseau,Corentin	0:13,873	212 Fritsch,Valentino	0:13,280
3 218 Julius-Bernhart,Jannik	0:47,783	216 Christiaan,de Kleijn	0:20,489	225 Vasile,Daniel	0:13,878	219 Rieberer,Paul	0:13,307
4 210 Schächer,Lukas	0:47,784	201 Pex,Jorrit	0:20,508	203 Trefilov,David	0:13,883	203 Trefilov,David	0:13,319
5 226 Holzem,Sandro	0:47,807	210 Schächer,Lukas	0:20,513	219 Rieberer,Paul	0:13,897	218 Julius-Bernhart,Jannik	0:13,319
6 222 Rousseau,Corentin	0:47,819	277 Ried,Lenny	0:20,514	226 Holzem,Sandro	0:13,905	210 Schächer,Lukas	0:13,346
7 212 Fritsch,Valentino	0:47,821	219 Rieberer,Paul	0:20,525	201 Pex,Jorrit	0:13,910	254 Gerhards,Tim	0:13,387
8 277 Ried,Lenny	0:47,821	217 Guust,Specken	0:20,545	277 Ried,Lenny	0:13,916	216 Christiaan,de Kleijn	0:13,390
9 201 Pex,Jorrit	0:47,851	222 Rousseau,Corentin	0:20,552	218 Julius-Bernhart,Jannik	0:13,925	277 Ried,Lenny	0:13,391
10 254 Gerhards,Tim	0:47,910	212 Fritsch,Valentino	0:20,558	216 Christiaan,de Kleijn	0:13,942	222 Rousseau,Corentin	0:13,394
11 225 Vasile,Daniel	0:47,969	254 Gerhards,Tim	0:20,575	254 Gerhards,Tim	0:13,947	201 Pex,Jorrit	0:13,404
12 216 Christiaan,de Kleijn	0:47,996	226 Holzem,Sandro	0:20,576	217 Guust,Specken	0:13,981	225 Vasile,Daniel	0:13,408
13 217 Guust,Specken	0:48,069	225 Vasile,Daniel	0:20,609	212 Fritsch,Valentino	0:13,983	217 Guust,Specken	0:13,427
14 288 Neumann,Thomas	0:48,347	288 Neumann,Thomas	0:20,767	264 Scherbinskas,Lukas	0:14,028	288 Neumann,Thomas	0:13,498
15 264 Scherbinskas,Lukas	0:48,543	264 Scherbinskas,Lukas	0:20,862	288 Neumann,Thomas	0:14,055	264 Scherbinskas,Lukas	0:13,516



free practice DSKM (K22) Group 1

Die schnellsten Zeiten

Ort	Nr. Fahrername	Zeit	Streckenl.	ø Speed
Ziel	203 Trefilow,David	0:47,580	1315 m	99,5 km/h
Sektion 1	203 Trefilow,David	0:20,351	587 m	103,8 km/h
Sektion 2	210 Schätcher,Lukas	0:13,871	315 m	81,8 km/h
Sektion 3	226 Holzem,Sandro	0:13,275	413 m	112,0 km/h

	Smr.203 Trefilow,David DEU Maranello SRP Factory Team			Smr.219 Rieberer,Paul AUT Dörr Motorsport			Smr.218 Julius-Bernhart,Jannik DEU Dörr Motorsport			Smr.210 Schätcher,Lukas DEU Haak Motorsport			Smr.226 Holzem,Sandro DEU CPB Sport		
	theoretisch mögliche Bestzeit	Sektion 2	Sektion 3	theoretisch mögliche Bestzeit	Sektion 1	Sektion 2	Sektion 3	theoretisch mögliche Bestzeit	Sektion 1	Sektion 2	Sektion 3	theoretisch mögliche Bestzeit	Sektion 1	Sektion 2	Sektion 3
best	0:47,580	0:20,351	0:13,319	0:47,760	0:20,525	0:13,897	0:13,307	0:47,783	0:20,444	0:13,925	0:13,319	0:47,784	0:20,513	0:13,871	0:13,346
Runde 1	4:02,772	3:28,708	0:18,132	1:09,490	0:31,439	0:18,898	0:19,153	1:01,239	0:27,375	0:17,029	0:16,835	0:53,173	0:23,615	0:15,611	0:13,947
Runde 2	0:53,664	0:23,472	0:15,661	0:59,402	0:26,572	0:17,261	0:15,569	3:49,666	3:15,711	0:18,150	0:15,805	0:49,761	0:21,175	0:14,424	0:14,162
Runde 3	0:49,897	0:21,652	0:14,684	0:54,611	0:24,191	0:15,784	0:14,636	0:52,086	0:23,288	0:15,021	0:13,777	0:50,863	0:21,371	0:15,782	0:13,710
Runde 4	0:48,305	0:20,793	0:14,098	0:49,570	0:21,314	0:14,326	0:13,930	0:49,259	0:20,981	0:14,543	0:13,735	0:48,968	0:20,999	0:14,248	0:13,721
Runde 5	0:47,844	0:20,520	0:13,915	0:49,133	0:21,351	0:14,295	0:13,487	0:47,821	0:20,535	0:13,967	0:13,319	0:48,514	0:20,701	0:14,113	0:13,700
Runde 6	0:47,736	0:20,534	0:13,883	0:48,136	0:20,710	0:14,016	0:13,410	0:47,911	0:20,444	0:14,112	0:13,355	0:48,325	0:20,850	0:14,070	0:13,405
Runde 7	0:47,580	0:20,351	0:13,883	0:47,866	0:20,633	0:13,926	0:13,307	0:47,783	0:20,532	0:13,925	0:13,326	0:47,953	0:20,609	0:13,935	0:13,409
Runde 8				0:47,760	0:20,525	0:13,897	0:13,338					0:47,945	0:20,698	0:13,901	0:13,346
Runde 9				0:47,783	0:20,536	0:13,901	0:13,346					0:47,784	0:20,517	0:13,871	0:13,396
Runde 10												0:47,839	0:20,513	0:13,890	0:13,436

free practice DSKM (K22) Group 1

Die schnellsten Zeiten

Ort	Nr. Fahrername	Zeit	Streckenl.	ø Speed
Ziel	203 Trefilow, David	0:47,580	1315 m	99,5 km/h
Sektion 1	203 Trefilow, David	0:20,351	587 m	103,8 km/h
Sektion 2	210 Schächer, Lukas	0:13,871	315 m	81,8 km/h
Sektion 3	226 Holzem, Sandro	0:13,275	413 m	112,0 km/h

	Smr.222 Rousseau, Corentin FRA Maranello SRP Factory Team	Smr.212 Fritsch, Valentino DEU Maranello SRP Factory Team	Smr.277 Ried, Lenny DEU Lanari Racing Team	Smr.201 Pex, Jorrit NLD SP Motorsport	Smr.254 Gerhards, Tim NLD CPB Sport
	theoretisch mögliche Bestzeit 0:47,819	theoretisch mögliche Bestzeit 0:47,821	theoretisch mögliche Bestzeit 0:47,821	theoretisch mögliche Bestzeit 0:47,822	theoretisch mögliche Bestzeit 0:47,909
best	Ziel Sektion 1 Sektion 2 Sektion 3 0:47,819 0:20,552 0:13,873 0:13,394	Ziel Sektion 1 Sektion 2 Sektion 3 0:47,821 0:20,558 0:13,983 0:13,280	Ziel Sektion 1 Sektion 2 Sektion 3 0:47,821 0:20,514 0:13,916 0:13,391	Ziel Sektion 1 Sektion 2 Sektion 3 0:47,851 0:20,508 0:13,910 0:13,404	Ziel Sektion 1 Sektion 2 Sektion 3 0:47,910 0:20,575 0:13,947 0:13,387
Runde 1	3:44,707 3:10,482 0:17,623 0:16,602	3:45,422 3:11,716 0:17,378 0:16,328	1:00,475 0:26,712 0:17,272 0:16,491	1:03,857 0:29,054 0:18,108 0:16,695	1:01,520 0:27,263 0:17,059 0:17,198
Runde 2	0:53,833 0:23,850 0:15,481 0:14,502	0:54,105 0:24,319 0:15,353 0:14,433	0:55,511 0:24,568 0:15,908 0:15,035	0:59,239 0:25,870 0:17,693 0:15,676	0:58,186 0:25,160 0:16,195 0:16,831
Runde 3	0:49,826 0:21,500 0:14,633 0:13,693	0:49,847 0:21,600 0:14,624 0:13,623	2:50,805 2:19,817 0:16,242 0:14,746	0:54,803 0:23,377 0:16,405 0:15,021	0:56,574 0:24,664 0:16,643 0:15,267
Runde 4	0:48,687 0:20,992 0:14,213 0:13,482	0:49,053 0:21,026 0:14,557 0:13,470	0:54,217 0:22,368 0:15,593 0:16,256	0:53,769 0:23,250 0:15,935 0:14,584	0:51,817 0:22,949 0:15,025 0:13,843
Runde 5	0:48,282 0:20,763 0:14,083 0:13,436	0:48,220 0:20,746 0:14,073 0:13,401	0:49,057 0:21,137 0:14,346 0:13,574	0:52,052 0:22,895 0:15,230 0:13,927	0:50,913 0:22,316 0:14,538 0:14,059
Runde 6	0:48,213 0:20,783 0:13,995 0:13,435	0:48,028 0:20,650 0:13,984 0:13,394	0:48,314 0:20,902 0:13,940 0:13,472	0:50,367 0:22,402 0:14,417 0:13,548	0:48,775 0:21,124 0:14,236 0:13,415
Runde 7	0:47,819 0:20,552 0:13,873 0:13,394	0:47,821 0:20,558 0:13,983 0:13,280	0:48,853 0:20,913 0:14,459 0:13,481	0:48,401 0:20,772 0:14,180 0:13,449	0:48,350 0:20,776 0:14,118 0:13,456
Runde 8			0:47,821 0:20,514 0:13,916 0:13,391	0:48,095 0:20,637 0:14,004 0:13,454	0:47,938 0:20,575 0:13,966 0:13,397
Runde 9			0:47,851 0:20,537 0:13,910 0:13,404	0:47,851 0:20,537 0:13,910 0:13,404	0:47,910 0:20,576 0:13,947 0:13,387
Runde 10			0:48,045 0:20,508 0:13,953 0:13,584	0:48,045 0:20,508 0:13,953 0:13,584	0:48,328 0:20,913 0:13,993 0:13,472



free practice DSKM (K22) Group 1

Die schnellsten Zeiten			
Ort	Nr. Fahrername	Zeit	Streckenl. ø Speed
Ziel	203 Treflow, David	0:47,580	1315 m 99,5 km/h
Sektion 1	203 Treflow, David	0:20,351	587 m 103,8 km/h
Sektion 2	210 Schächer, Lukas	0:13,871	315 m 81,8 km/h
Sektion 3	226 Holzem, Sandro	0:13,275	413 m 112,0 km/h

Smr.225 Vasilie, Daniel		ROU		BIREL ART RACING KSW		theoretisch mögliche Bestzeit 0:47,895		
best	Ziel	Sektion 1	Sektion 2	Sektion 3	Ziel	Sektion 1	Sektion 2	Sektion 3
	0:47,969	0:20,609	0:13,878	0:13,408	0:47,969	0:20,609	0:13,878	0:13,408
Runde 1	1:02,352	0:28,018	0:17,792	0:16,542	0:58,225	0:25,655	0:17,118	0:15,452
Runde 2	0:58,225	0:25,655	0:17,118	0:15,452	0:57,292	0:24,538	0:16,975	0:15,779
Runde 3	0:57,292	0:24,538	0:16,975	0:15,779	0:52,533	0:23,380	0:15,292	0:13,861
Runde 4	0:52,533	0:23,380	0:15,292	0:13,861	0:52,900	0:21,207	0:17,632	0:14,061
Runde 5	0:52,900	0:21,207	0:17,632	0:14,061	0:48,738	0:21,052	0:14,138	0:13,548
Runde 6	0:48,738	0:21,052	0:14,138	0:13,548	0:48,122	0:20,751	0:13,937	0:13,434
Runde 7	0:48,122	0:20,751	0:13,937	0:13,434	0:47,998	0:20,609	0:13,971	0:13,418
Runde 8	0:47,998	0:20,609	0:13,971	0:13,418	0:47,969	0:20,627	0:13,878	0:13,464
Runde 9	0:47,969	0:20,627	0:13,878	0:13,464	0:48,193	0:20,862	0:13,923	0:13,408
Runde 10	0:48,193	0:20,862	0:13,923	0:13,408				

Smr.216 Christiaan, de Kleijn		NLD		CRG Holland VAR		theoretisch mögliche Bestzeit 0:47,821		
best	Ziel	Sektion 1	Sektion 2	Sektion 3	Ziel	Sektion 1	Sektion 2	Sektion 3
	0:47,996	0:20,489	0:13,942	0:13,390	0:47,996	0:20,489	0:13,942	0:13,390
Runde 1	0:55,149	0:24,681	0:15,569	0:14,899	0:51,662	0:21,698	0:14,659	0:15,305
Runde 2	0:51,662	0:21,698	0:14,659	0:15,305	0:49,080	0:21,249	0:14,276	0:13,555
Runde 3	0:49,080	0:21,249	0:14,276	0:13,555	0:48,172	0:20,720	0:14,003	0:13,449
Runde 4	0:48,172	0:20,720	0:14,003	0:13,449	0:47,996	0:20,664	0:13,942	0:13,390
Runde 5	0:47,996	0:20,664	0:13,942	0:13,390	0:48,526	0:20,906	0:14,004	0:13,616
Runde 6	0:48,526	0:20,906	0:14,004	0:13,616	0:49,497	0:20,489	0:14,396	0:14,612
Runde 7	0:49,497	0:20,489	0:14,396	0:14,612				

Smr.217 Guust, Specken		NLD		CRG Holland VAR		theoretisch mögliche Bestzeit 0:47,953		
best	Ziel	Sektion 1	Sektion 2	Sektion 3	Ziel	Sektion 1	Sektion 2	Sektion 3
	0:48,069	0:20,545	0:13,981	0:13,427	0:55,301	0:24,485	0:15,633	0:15,183
Runde 1	0:58,167	0:25,726	0:16,964	0:15,477	0:57,251	0:24,539	0:16,942	0:15,770
Runde 2	0:57,251	0:24,539	0:16,942	0:15,770	0:52,725	0:23,414	0:15,426	0:13,885
Runde 3	0:52,725	0:23,414	0:15,426	0:13,885	0:52,674	0:21,648	0:15,090	0:15,936
Runde 4	0:52,674	0:21,648	0:15,090	0:15,936	0:48,931	0:21,151	0:14,228	0:13,552
Runde 5	0:48,931	0:21,151	0:14,228	0:13,552	0:48,571	0:20,933	0:14,140	0:13,498
Runde 6	0:48,571	0:20,933	0:14,140	0:13,498	0:48,438	0:20,833	0:14,055	0:13,550
Runde 7	0:48,438	0:20,833	0:14,055	0:13,550	0:48,347	0:20,767	0:14,082	0:13,498
Runde 8	0:48,347	0:20,767	0:14,082	0:13,498	0:50,087	0:21,314	0:14,453	0:14,320
Runde 9	0:50,087	0:21,314	0:14,453	0:14,320				

Smr.288 Neumann, Thomas		DEU		BIREL ART RACING KSW		theoretisch mögliche Bestzeit 0:48,320		
best	Ziel	Sektion 1	Sektion 2	Sektion 3	Ziel	Sektion 1	Sektion 2	Sektion 3
	0:48,347	0:20,767	0:14,055	0:13,498	1:02,053	0:27,726	0:17,733	0:16,594
Runde 1	0:58,167	0:25,726	0:16,964	0:15,477	0:57,251	0:24,539	0:16,942	0:15,770
Runde 2	0:57,251	0:24,539	0:16,942	0:15,770	0:52,725	0:23,414	0:15,426	0:13,885
Runde 3	0:52,725	0:23,414	0:15,426	0:13,885	0:52,674	0:21,648	0:15,090	0:15,936
Runde 4	0:52,674	0:21,648	0:15,090	0:15,936	0:48,931	0:21,151	0:14,228	0:13,552
Runde 5	0:48,931	0:21,151	0:14,228	0:13,552	0:48,571	0:20,933	0:14,140	0:13,498
Runde 6	0:48,571	0:20,933	0:14,140	0:13,498	0:48,438	0:20,833	0:14,055	0:13,550
Runde 7	0:48,438	0:20,833	0:14,055	0:13,550	0:48,347	0:20,767	0:14,082	0:13,498
Runde 8	0:48,347	0:20,767	0:14,082	0:13,498	0:50,087	0:21,314	0:14,453	0:14,320
Runde 9	0:50,087	0:21,314	0:14,453	0:14,320				

Smr.264 Scherbinkas, Lukas		DEU		NSL Racing		theoretisch mögliche Bestzeit 0:48,406		
best	Ziel	Sektion 1	Sektion 2	Sektion 3	Ziel	Sektion 1	Sektion 2	Sektion 3
	0:48,543	0:20,862	0:14,028	0:13,516	0:59,414	0:26,872	0:16,856	0:15,686
Runde 1	0:58,225	0:25,655	0:17,118	0:15,452	0:57,292	0:24,538	0:16,975	0:15,779
Runde 2	0:57,292	0:24,538	0:16,975	0:15,779	0:52,533	0:23,380	0:15,292	0:13,861
Runde 3	0:52,533	0:23,380	0:15,292	0:13,861	0:52,900	0:21,207	0:17,632	0:14,061
Runde 4	0:52,900	0:21,207	0:17,632	0:14,061	0:48,738	0:21,052	0:14,138	0:13,548
Runde 5	0:48,738	0:21,052	0:14,138	0:13,548	0:48,122	0:20,751	0:13,937	0:13,434
Runde 6	0:48,122	0:20,751	0:13,937	0:13,434	0:47,998	0:20,609	0:13,971	0:13,418
Runde 7	0:47,998	0:20,609	0:13,971	0:13,418	0:47,969	0:20,627	0:13,878	0:13,464
Runde 8	0:47,969	0:20,627	0:13,878	0:13,464	0:48,193	0:20,862	0:13,923	0:13,408
Runde 9	0:48,193	0:20,862	0:13,923	0:13,408				