

Result List Provisional

Reg. Nr.: R-12470/21

Stewards / Race Management

STEWARD	Robert Magin
STEWARD	Gerd Weidinger
STEWARD	Wolfram Heymanns
RACE DIRECTOR	Niels Wittich
CLERK OF THE COURSE	Georg-Richard Ziegahn
TECHNICAL DELEGATE	Sebastian Amorth
CHIEF TIMEKEEPER	Steffen Ruhl

Weather Start/Finish

AIR	17.7°C
TRACK	18.7°C
CONDITIONS	Dry
PRESSURE	995 hPa
AIR	17.9°C
TRACK	18.7°C
CONDITIONS	Dry
PRESSURE	995 hPa

Track Information

GREEN FLAG	10:20:00
CHEQUERED FLAG	10:40:00
SAFETY CAR PHASE	0
FULL COURSE YELLOW PHASE	0
TRACK NAME	Hockenheimring
TRACK LENGTH	4574m
TURN COUNT	17
FASTEST LAP:	#3. KVL - 1:37.392

STARTED: 21 CLASSIFIED: 21 NOT CLASSIFIED: 0 DISQUALIFIED: 0

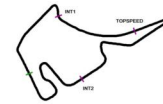
Nr. Drivers	Car	Nation Team	Lap	Best Time	Gap	Diff	Kph	Day Time
1	3 Kelvin van der Linde Audi	Team ABT Sportsline	9	1:37.392			169.0	10:41:26
2	22 Lucas Auer Mercedes-AMG	Mercedes-AMG Team Winward	6	1:37.479	0.087	0.087	168.9	10:37:54
3	36 Arjun Maini Mercedes-AMG	Mercedes-AMG Team GetSpeed	8	1:37.513	0.121	0.034	168.8	10:37:36
4	30 Liam Lawson Ferrari	Red Bull AF Corse	6	1:37.657	0.265	0.144	168.6	10:37:50
5	8 Daniel Juncadella Mercedes-AMG	Mercedes-AMG Team GruppeM Racing	8	1:37.746	0.354	0.089	168.4	10:38:45
6	23 Alex Albon Ferrari	Alpha Tauri AF Corse	7	1:37.761	0.369	0.015	168.4	10:39:40
7	9 Mike Rockenfeller Audi	Team ABT Sportsline	4	1:37.940	0.548	0.179	168.1	10:32:53
8	4 Maximilian Götz Mercedes-AMG	Mercedes-AMG Team HRT	9	1:37.986	0.594	0.046	168.0	10:39:46
9	5 Vincent Abril Mercedes-AMG	Mercedes-AMG Team HRT	9	1:38.015	0.623	0.029	167.9	10:39:08
10	11 Marco Wittmann BMW	Walkenhorst Motorsport	10	1:38.045	0.653	0.030	167.9	10:39:42
11	57 Philip Ellis Mercedes-AMG	Mercedes-AMG Team Winward	7	1:38.104	0.712	0.059	167.8	10:39:21
12	10 Esteban Muth Lamborghini	T3 Motorsport	6	1:38.126	0.734	0.022	167.8	10:39:09
13	51 Nico Müller Audi	Team Rosberg	5	1:38.222	0.830	0.096	167.6	10:29:12
14	31 Sheldon van der Linde BMW	ROWE Racing	4	1:38.512	1.120	0.290	167.1	10:38:38
15	16 Timo Glock BMW	ROWE Racing	8	1:38.687	1.295	0.175	166.8	10:38:14
16	26 Esmee Hawkey Lamborghini	T3 Motorsport	9	1:38.830	1.438	0.143	166.6	10:40:38
17	99 Sophia Flörsch Audi	Team ABT	8	1:38.853	1.461	0.023	166.5	10:39:56
18	18 Marvin Dienst Mercedes-AMG	Mercedes-AMG Team Mücke Motorsport	3	1:38.889	1.497	0.036	166.5	10:25:25
19	37 Lucas di Grassi Audi	Team ABT Sportsline	8	1:38.950	1.558	0.061	166.4	10:38:50
20	12 Dev Gore Audi	Team Rosberg	4	1:39.172	1.780	0.222	166.0	10:27:02
21	6 Hubert Haupt Mercedes-AMG	Mercedes-AMG Team HRT	8	1:39.272	1.880	0.100	165.8	10:39:02

Classification limit: 110% Time: 1:47.131

Following race director decision cancellation of the relevant lap time for car no. 10, 6, 23, 26, 37, 18

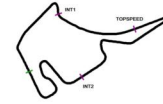
Subject to final scrutineering!

Publication time:	Clerk of the Course: Georg-Richard Ziegahn	Timekeeper: Steffen Ruhl
-------------------	--	--------------------------



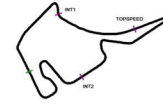
Sector List Provisional

Lap Id	Time	SE1	SP1	SE2	SP2	SE3	SP3	TSP	Lap Id	Time	SE1	SP1	SE2	SP2	SE3	SP3	TSP		
3 Kelvin van der Linde(#1)									theoretical besttime: 1:37.381										
1	0	2:22.727	1:01.032	133	49.026	188	32.669	204	245	6	0	1:51.122	23.348	147	48.506	187	39.268	206	252
2	0	1:51.799	22.481	155	49.557	129	39.761	205	255	7	0	1:37.691	21.433	156	45.555	194	30.703	206	254
3	0	1:38.340	21.630	156	45.690	193	31.020	207	253	8	0	1:43.829	21.308	155	50.134	188	32.387	207	254
4	0	1:51.926	22.922	154	49.301	189	39.703	59	222	9	0	1:37.392	21.319	155	45.464	196	30.609	206	252
5	0	6:51.388	5:23.285	127	51.480	184	36.623	199	212										
4 Maximilian Götz(#1)									theoretical besttime: 1:37.944										
1	0	3:10.884	1:39.408	128	57.325	169	34.151	189	174	6	0	4:31.952	3:03.928	118	51.255	172	36.769	193	213
2	0	1:44.051	23.420	154	48.517	189	32.114	203	218	7	0	1:54.211	23.998	145	52.995	190	37.218	206	213
3	0	1:40.901	22.126	150	46.724	190	32.051	203	252	8	0	1:38.149	21.728	156	45.561	196	30.860	206	255
4	0	1:41.188	22.325	154	46.800	190	32.063	202	255	9	0	1:37.986	21.566	158	45.603	196	30.817	206	252
5	0	1:46.501	22.493	154	46.770	191	37.238	59	252	10	0	1:38.189	21.640	157	45.682	196	30.867	206	256
5 Vincent Abril(#1)									theoretical besttime: 1:37.918										
1	0	2:04.349	38.802	126	51.336	185	34.211	201	230	6	0	4:51.269	3:22.623	120	53.543	183	35.103	198	223
2	0	1:46.531	23.130	147	47.425	189	35.976	202	247	7	0	1:49.251	23.833	150	53.689	175	31.729	205	235
3	0	1:51.314	22.394	142	51.811	148	37.109	203	240	8	0	1:38.170	21.720	157	45.725	197	30.725	206	257
4	0	1:41.086	22.270	153	46.970	193	31.846	203	251	9	0	1:38.015	21.604	158	45.667	197	30.744	206	251
5	0	1:47.587	22.401	154	47.106	190	38.080	59	252	10	0	1:38.046	21.541	156	45.652	196	30.853	206	253
6 Hubert Haupt(#1)									theoretical besttime: 1:39.108										
1	0	2:45.513	1:17.180	130	53.671	166	34.662	200	197	6	0	4:10.519	2:44.463	133	52.367	156	33.689	201	195
2	0	1:45.419	22.691	157	46.820	191	35.908	202	251	7	0	1:53.944	23.724	159	58.098	170	32.122	204	251
3	0	1:41.129	22.325	159	46.843	192	31.961	203	255	8	0	4:39.265			45.744	196	31.567	204	257
4	0	1:40.377	22.168	158	46.426	192	31.783	203	252	8	0	1:39.272	21.806	158	46.066	194	31.400	205	253
5	0	1:46.623	22.362	157	47.201	192	37.060	59	253	9	0	1:39.315	21.878	160	45.902	194	31.535	204	254
8 Daniel Juncadella(#1)									theoretical besttime: 1:37.720										
1	1	3:05.468	1:41.051	122	51.250	186	33.167	202	236	6	1	5:26.386	4:00.752	133	49.683	185	35.951	202	245
2	1	1:42.399	22.924	153	47.155	189	32.320	203	255	7	1	1:40.624	22.542	151	46.592	193	31.490	207	252
3	1	1:40.477	22.021	147	46.843	192	31.613	204	255	8	1	1:37.746	21.516	157	45.596	197	30.634	206	256
4	1	1:40.414	22.053	153	46.637	192	31.724	204	255	9	1	1:37.945	21.505	156	45.581	195	30.859	204	257
5	1	1:51.008	22.402	153	48.447	167	40.159	57	252										
9 Mike Rockenfeller(#1)									theoretical besttime: 1:37.940										
1	0	7:56.929	6:36.021	136	48.673	188	32.235	204	242	4	0	1:37.940	21.404	156	45.719	193	30.817	206	252
2	0	1:39.732	21.686	155	46.079	192	31.967	206	250	5	0	1:54.399	21.591	154	50.770	180	42.038	55	205
3	0	1:38.111	21.420	154	45.839	195	30.852	205	249										
10 Esteban Muth(#1)									theoretical besttime: 1:38.126										
1	0	2:46.665	1:23.981	131	50.088	185	32.596	199	222	4	0	1:45.466	22.727	154	50.462	191	32.277	205	236
2	0	1:49.676	22.465	154	47.101	190	40.110	202	250	5	0	1:38.506	21.730	154	45.918	195	30.858	205	252
3	0	1:45.978			47.167	191	36.707	59	248	6	0	1:38.126	21.589	155	45.729	195	30.808	205	252
3	0	7:45.031	6:18.046	118	53.854	178	33.131	199	221	7	0	1:46.773	21.692	156	45.736	194	39.345	59	251
11 Marco Wittmann(#1)									theoretical besttime: 1:38.045										
1	1	2:31.418	1:02.612	118	54.313	185	34.493	199	241	7	1	3:25.359	1:56.240	121	52.263	182	36.856	195	243
2	1	1:54.860	22.751	154	52.342	191	39.767	205	247	8	1	1:51.342	23.896	145	50.241	189	37.205	207	251
3	1	1:39.179	21.903	155	46.071	194	31.205	207	254	9	1	1:39.282	21.683	156	45.831	197	31.768	209	257
4	1	1:38.565	21.565	156	45.878	195	31.122	207	254	10	1	1:38.045	21.508	157	45.710	196	30.827	209	257
5	1	1:38.495	21.608	155	45.855	196	31.032	207	255	11	1	1:38.166	21.570	158	45.726	197	30.870	207	257
6	1	1:45.681	21.885	154	46.518	195	37.278	60	255										
12 Dev Gore(#1)									theoretical besttime: 1:39.172										
1	0	1:59.424	32.525	119	52.533	181	34.366	195	232	5	0	1:40.276	22.022	153	46.520	191	31.734	203	251
2	0	1:43.225	23.258	151	47.627	191	32.340	205	248	6	0	1:39.537	21.955	153	46.292	194	31.290	202	250
3	0	1:40.258	21.974	148	46.745	185	31.539	204	249	7	0	1:53.723	23.128	147	48.797	186	41.798	59	249
4	0	1:39.172	21.864	153	46.093	192	31.215	203	250										



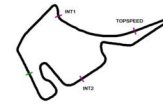
Sector List Provisional

Lap Id	Time	SE1	SP1	SE2	SP2	SE3	SP3	TSP	Lap Id	Time	SE1	SP1	SE2	SP2	SE3	SP3	TSP		
16 Timo Glock(#1)									theoretical besttime: 1:38.672										
1	0	2:09.014	39.622	122	53.797	181	35.595	198	189	6	0	5:19.600	3:51.674	124	53.512	177	34.414	198	243
2	0	1:53.082	22.978	147	49.045	144	41.059	203	246	7	0	1:53.477	23.161	143	49.743	190	40.573	207	210
3	0	1:44.211	22.169	146	47.241	191	34.801	203	254	8	0	1:38.687	21.570	152	46.034	196	31.083	206	255
4	0	1:40.990	22.060	150	46.758	191	32.172	205	255	9	0	1:38.757	21.598	151	46.019	195	31.140	206	255
5	0	1:55.017	22.175	147	50.582	140	42.260	60	256	10	0	1:55.345	21.688	151	49.175	118	44.482	60	255
18 Marvin Dienst(#1)									theoretical besttime: 1:38.785										
1	0	2:00.501	30.672	120	53.994	154	35.835	199	208	6	0	8:40.053	7:08.435	105	56.097	164	35.521	165	206
2	0	1:45.347	23.657	145	49.584	149	32.106	206	252	7	0	1:48.202	24.737	143	48.572	131	34.893	207	253
3	0	1:38.889	21.829	158	45.803	194	31.257	206	255	8	0	1:46.590	21.552	158	46.038	194	39.000	69	254
4	0	1:39.051	21.725	159	45.875	194	31.451	207	255	8									
5	0	1:45.658	22.178	157	46.444	194	37.036	58	254										
22 Lucas Auer(#1)									theoretical besttime: 1:37.479										
1	0	2:13.637	51.469	143	48.182	189	33.986	205	239	5	0	1:47.087	22.441	159	47.326	186	37.320	207	243
2	0	1:38.674	21.785	159	45.630	193	31.259	206	255	6	0	1:37.479	21.401	160	45.319	195	30.759	205	254
3	0	1:46.616	21.851	160	46.132	192	38.633	59	258	7	0	1:48.397	21.418	160	45.364	195	41.615	34	255
4	0	8:50.117	7:21.736	125	52.874	168	35.507	199	214										
23 Alex Albon(#1)									theoretical besttime: 1:37.761										
1	0	2:21.880	56.636	128	51.435	187	33.809	202	219	6	0	1:48.696	24.187	137	49.255	190	35.254	206	251
2	0	1:50.306	22.401	150	46.894	190	41.011	201	251	7	0	1:41.322			47.300	190	32.450	206	250
3	0	1:40.251	22.132	152	46.296	192	31.823	202	254	7	0	1:37.761	21.397	155	45.518	197	30.846	205	254
4	0	1:50.296	22.368	152	47.906	150	40.022	77	250	8	0	1:50.606	21.411	156	45.597	196	43.598	38	254
5	0	6:49.479	5:19.762	119	53.143	175	36.574	198	221										
26 Esmee Hawkey(#1)									theoretical besttime: 1:38.830										
1	0	1:54.485	32.735	126	49.084	188	32.666	199	244	6	0	4:57.905	3:07.808	124	1:04.669	129	45.428	180	133
2	0	1:40.278	22.016	153	46.660	187	31.602	201	248	7	0	1:50.140	24.429	154	47.310	192	38.401	202	250
3	0	1:39.900	22.169	155	46.370	193	31.361	204	249	8	0	1:50.066	21.965	156	51.685	159	36.416	203	249
4	0	1:39.576	21.804	151	46.264	193	31.508	202	248	9	0	1:39.038			46.012	193	31.314	204	
5	0	1:48.070	21.799	153	46.444	189	39.827	59	249	9	0	1:38.830	21.788	153	45.847	194	31.195	203	250
30 Liam Lawson(#1)									theoretical besttime: 1:37.592										
1	0	2:20.751	56.186	125	51.040	188	33.525	202	233	5	0	1:45.750	24.231	143	48.199	193	33.320	206	251
2	0	1:42.159	22.714	151	47.188	190	32.257	203	255	6	0	1:37.657	21.383	157	45.490	196	30.784	206	254
3	0	1:53.122	22.387	154	47.289	193	43.446	60	255	7	0	1:37.690	21.481	156	45.450	196	30.759	204	255
4	0	8:30.136	6:55.429	116	56.938	178	37.769	194	202	8	0	2:01.236	21.441	156	45.470	196	54.325	20	254
31 Sheldon van der Linde(#1)									theoretical besttime: 1:38.370										
1	0	13:36.235	12:10.947	121	50.152	169	35.136	200	238	4	0	1:38.512	21.422	154	45.989	195	31.101	206	253
2	0	1:45.015	22.717	146	47.912	188	34.386	206	248	5	0	1:38.602	21.445	154	45.984	193	31.173	206	254
3	0	1:38.638	21.690	152	45.886	196	31.062	207	252										
36 Arjun Maini(#1)									theoretical besttime: 1:37.476										
1	0	2:24.119	58.203	123	51.798	186	34.118	203	233	6	0	4:44.963	3:18.038	119	53.080	171	33.845	199	231
2	0	1:57.460	22.536	158	49.642	159	45.282	203	255	7	0	1:48.629	23.898	148	52.753	191	31.978	206	237
3	0	1:38.820	21.757	157	45.917	194	31.146	206	256	8	0	1:37.513	21.406	158	45.524	196	30.583	206	254
4	0	1:38.551	21.650	157	45.854	193	31.047	206	257	9	0	1:37.965	21.369	157	45.666	197	30.930	206	255
5	0	1:45.749	21.610	157	45.868	195	38.271	59	255	10	0	2:13.008	23.224	138	54.469	189	55.315	34	191
37 Lucas di Grassi(#1)									theoretical besttime: 1:38.950										
1	0	2:14.020	52.178	138	48.995	187	32.847	202	244	6	0	6:27.986	5:06.066	126	48.870	188	33.050	201	244
2	0	1:41.492	22.553	150	46.737	191	32.202	201	250	7	0	1:40.579	22.504	153	46.643	194	31.432	204	249
3	0	1:40.150	22.003	152	46.504	191	31.643	202	250	8	0	1:38.950	21.816	154	45.966	194	31.168	204	250
4	0	1:39.752	21.911	153	46.368	193	31.473	203	248	9	0	1:52.938	23.277	150	47.065	193	42.596	58	248
5	0	1:47.418	22.474	151	47.613	191	37.331	59	248	9									



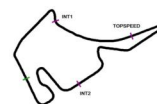
Sector List Provisional

Lap Id	Time	SE1	SP1	SE2	SP2	SE3	SP3	TSP	Lap Id	Time	SE1	SP1	SE2	SP2	SE3	SP3	TSP
51	Nico Müller(#1)								theoretical besttime: 1:38.222								
1 0	2:24.589	1:02.751	129	49.122	188	32.716	201	246	4 0	1:38.529	21.660	155	45.748	194	31.121	204	253
2 0	1:51.652	22.335	155	48.564	129	40.753	204	255	5 0	1:38.222	21.601	155	45.673	194	30.948	205	252
3 0	1:39.239	21.827	147	46.154	193	31.258	206	250	6 0	1:53.992	21.958	144	50.943	167	41.091	59	221
57	Philip Ellis(#1)								theoretical besttime: 1:38.005								
1 0	2:06.852	40.274	135	50.299	185	36.279	201	231	5 0	1:46.002	23.396	155	48.864	195	33.742	206	250
2 0	1:44.697	22.850	152	47.201	189	34.646	204	257	6 0	1:41.088	21.577	159	45.575	196	33.936	206	260
3 0	1:58.237	22.435	155	47.596	183	48.206	52	257	7 0	1:38.104	21.626	158	45.557	196	30.921	207	260
4 0	8:25.785	6:56.456	131	55.294	167	34.035	183	176	8 0	1:38.306	21.527	160	45.685	197	31.094	205	260
99	Sophia Flörsch(#1)								theoretical besttime: 1:38.853								
1 0	2:26.106	1:03.172	122	49.995	184	32.939	200	242	6 0	1:50.041	22.199	153	46.957	192	40.885	203	250
2 0	1:51.304	22.608	150	47.896	172	40.800	201	253	7 0	1:39.385	21.824	148	46.315	193	31.246	204	251
3 0	1:41.253	22.311	143	46.916	190	32.026	202	251	8 0	1:38.853	21.767	155	45.923	193	31.163	205	252
4 0	1:48.372	22.357	148	48.181	188	37.834	59	252	9 0	1:39.438	21.802	155	46.146	191	31.490	203	253
5 0	7:00.684	5:39.387	130	48.937	184	32.360	201	248									



Pit Stops Provisional

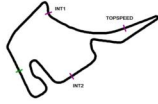
Nr	Driver	Nation	Day time in	Time in	Day time out	Time out	Stop Time	Reason	Nett Time
22	Lucas Auer		10:25:35.480	5:35.480	10:32:27.270	12:27.270	22.612		6:51.790
57	Philip Ellis		10:25:45.850	5:45.850	10:32:19.832	12:19.832	5:31.399		6:33.982
30	Liam Lawson		10:25:52.642	5:52.642	10:32:23.892	12:23.892	6:00.446		6:31.250
10	Esteban Muth		10:26:18.884	6:18.884	10:32:13.192	12:13.192	5:15.327		5:54.308
23	Alex Albon		10:27:40.076	7:40.076	10:32:35.690	12:35.690	3:54.792		4:55.614
3	Kelvin van der Linde		10:27:41.378	7:41.378	10:32:44.771	12:44.771	17.092		5:03.393
99	Sophia Flörsch		10:27:43.618	7:43.618	10:33:02.879	13:02.879	4:52.710		5:19.261
26	Esmee Hawkey		10:28:38.844	8:38.844	10:31:25.310	11:25.310	2:13.193		2:46.466
18	Marvin Dienst		10:28:45.943	8:45.943	10:35:30.916	15:30.916	6:08.245		6:44.973
37	Lucas di Grassi		10:28:59.418	8:59.418	10:33:45.124	13:45.124	4:09.373		4:45.706
5	Vincent Abril		10:29:07.413	9:07.413	10:32:07.876	12:07.876	10.791		3:00.463
16	Timo Glock		10:29:18.940	9:18.940	10:32:49.373	12:49.373	2:55.807		3:30.433
36	Arjun Maini		10:29:21.250	9:21.250	10:32:15.804	12:15.804			2:54.554
6	Hubert Haupt		10:29:35.611	9:35.611	10:31:59.742	11:59.742	1:44.640		2:24.131
8	Daniel Juncadella		10:29:56.205	9:56.205	10:33:35.238	13:35.238	12.362		3:39.033
4	Maximilian Götz		10:30:00.080	10:00.080	10:32:42.984	12:42.984	7.071		2:42.904
51	Nico Müller		10:31:02.784	11:02.784					
11	Marco Wittmann		10:31:04.825	11:04.825	10:32:38.913	12:38.913	1:08.647		1:34.088
12	Dev Gore		10:32:12.179	12:12.179			1:07.147		
9	Mike Rockenfeller		10:34:43.440	14:43.440			28.672		
22	Lucas Auer		10:39:36.018	19:36.018					
37	Lucas di Grassi		10:40:39.793	20:39.793					
10	Esteban Muth		10:40:52.771	20:52.771					
18	Marvin Dienst		10:41:00.843	21:00.843					
30	Liam Lawson		10:41:18.513	21:18.513					
36	Arjun Maini		10:41:20.791	21:20.791					
23	Alex Albon		10:41:25.332	21:25.332	10:41:27.452	21:27.452			
23	Alex Albon		10:41:30.597	21:30.597			59.095		
16	Timo Glock		10:41:44.798	21:44.798					



Top speed list Provisional

#	Name (NAT)	Nation	Team	Car name	Speed	Lap	Race time
57	Philip Ellis (CHE)		Mercedes-AMG Team Winward	Mercedes-AMG	260.86	6	16:35.948
22	Lucas Auer (AUT)		Mercedes-AMG Team Winward	Mercedes-AMG	258.37	3	4:26.981
11	Marco Wittmann (DEU)		Walkenhorst Motorsport	BMW	257.75	9	16:59.419
36	Arjun Maini (IND)		Mercedes-AMG Team GetSpeed	Mercedes-AMG	257.14	4	6:34.907
5	Vincent Abril (MCO)		Mercedes-AMG Team HRT	Mercedes-AMG	257.14	8	16:26.065
8	Daniel Juncadella (ESP)		Mercedes-AMG Team GruppeM Racing	Mercedes-AMG	257.14	9	19:18.957
16	Timo Glock (DEU)		ROWE Racing	BMW	256.53	5	8:02.552
4	Maximilian Götz (DEU)		Mercedes-AMG Team HRT	Mercedes-AMG	256.53	10	20:20.339
30	Liam Lawson (NZL)		Red Bull AF Corse	Ferrari	255.92	3	4:38.175
6	Hubert Haupt (DEU)		Mercedes-AMG Team HRT	Mercedes-AMG	255.92	3	5:06.199
18	Marvin Dienst (DEU)		Mercedes-AMG Team Mücke Motorsport	Mercedes-AMG	255.92	4	5:59.326
3	Kelvin van der Linde (ZAF)		Team ABT Sportsline	Audi	255.31	2	2:58.148
51	Nico Müller (CHE)		Team Rosberg	Audi	255.31	2	2:59.840
23	Alex Albon (THA)		Alpha Tauri AF Corse	Ferrari	254.71	7	18:36.568
31	Sheldon van der Linde (ZAF)		ROWE Racing	BMW	254.11	5	19:12.775
99	Sophia Flörsch (DEU)		Team ABT	Audi	253.52	2	3:01.779
10	Esteban Muth (BEL)		T3 Motorsport	Lamborghini	252.92	5	16:27.575
9	Mike Rockenfeller (DEU)		Team ABT Sportsline	Audi	252.33	4	11:49.204
12	Dev Gore (USA)		Team Rosberg	Audi	251.16	5	7:37.206
37	Lucas di Grassi (BRA)		Team ABT Sportsline	Audi	250.58	2	2:49.758
26	Esmee Hawkey (GBR)		T3 Motorsport	Lamborghini	250.58	7	14:17.735

Hockenheimring, Length: 4574 m

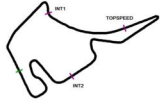


DTM Driver Champion 2021

Provisional

Rank	Name	Nation	Total	Monza				Lausitzring				Zolder				Nürburgring				Red Bull Ring				Assen				Hockenheimring				Norisring									
				Q1	R1	Q2	R2	Q1	R1	Q2	R2	Q1	R1	Q2	R2	Q1	R1	Q2	R2	Q1	R1	Q2	R2	Q1	R1	Q2	R2	Q1	R1	Q2	R2										
1	Kelvin van der Linde		191.0		12.0	3.0	25.0	2.0	12.0		15.0	3.0	25.0		4.0	3.0	25.0					10.0		8.0		1.0		12.0	3.0	25.0	3.0										
2	Liam Lawson		188.0		25.0	2.0			18.0	2.0	18.0				15.0							3.0	25.0	2.0	25.0	3.0	18.0	1.0	18.0	1.0	12.0										
3	Marco Wittmann		165.0		4.0		10.0		6.0		8.0	1.0	10.0	3.0	25.0	1.0	10.0	1.0	15.0		6.0	3.0	18.0	2.0	25.0	2.0	15.0														
4	Maximilian Götz		165.0	1.0	18.0		1.0			1.0	25.0	2.0	6.0		18.0		12.0		12.0	2.0	18.0		15.0	1.0	15.0		8.0		10.0												
5	Alex Albon		122.0		15.0		6.0		10.0				15.0		8.0			3.0	25.0		12.0						10.0		18.0												
6	Philip Ellis		115.0				8.0		25.0	3.0	12.0		4.0			2.0	18.0				15.0		12.0		10.0			6.0													
7	Lucas Auer		100.0	2.0			15.0		8.0		2.0		2.0	2.0	10.0		1.0		8.0		4.0		10.0		4.0	3.0	25.0	2.0	2.0												
8	Mike Rockenfeller		77.0		2.0		4.0	1.0	15.0		4.0		18.0	1.0	1.0		15.0										1.0		15.0												
9	Sheldon van der Linde		55.0			1.0	12.0	3.0	2.0		10.0				6.0		8.0					1.0			12.0																
10	Nico Müller		52.0		6.0		18.0				1.0		1.0		12.0		6.0		2.0								6.0														
11	Daniel Juncadella		51.0	3.0	10.0						6.0						4.0	2.0	18.0									8.0													
12	Esteban Muth		41.0		1.0		2.0		4.0				8.0		2.0				10.0					8.0		2.0		4.0													
13	Vincent Abril		28.0										12.0						4.0		2.0		4.0				4.0		2.0												
14	Arjun Maini		18.0													2.0					1.0	8.0		6.0					1.0												
15	Maximilian Buhk		11.0		8.0				1.0															2.0																	
16	Timo Glock		9.0																6.0		1.0		1.0					1.0													
17	Sophia Flörsch		6.0																						6.0																
18	Esmee Hawkey		2.0																						2.0																
19	Christopher Haase		1.0																1.0																						
20	Marvin Dienst																																								
21	Dev Gore																																								
22	Markus Winkelhock																																								

Hockenheimring, Length: 4574 m



DTM Manufacturer Champion 2021

Provisional

Rank	Manufacturer	Total	Monza				Lausitzring				Zolder				Nürburgring				Red Bull Ring				Assen				Hockenheimring				Norisring							
			O1	R1	O2	R2	O1	R1	O2	R2	O1	R1	O2	R2	O1	R1	O2	R2	O1	R1	O2	R2	O1	R1	O2	R2	O1	R1	O2	R2								
1	Mercedes-AMG	455.0	6.0	36.0		24.0		34.0	4.0	43.0	2.0	22.0	2.0	28.0	2.0	34.0	2.0	38.0	3.0	41.0		37.0	1.0	29.0	3.0	35.0	2.0	24.0	3.0									
2	Audi	324.0		20.0	3.0	47.0	3.0	27.0		20.0	3.0	44.0	1.0	17.0	3.0	46.0		3.0		10.0		8.0		7.0		16.0	3.0	40.0	3.0									
3	Ferrari	310.0		40.0	2.0	6.0		28.0	2.0	18.0		15.0		23.0			3.0	25.0	3.0	37.0	2.0	25.0	3.0	18.0	1.0	28.0	1.0	30.0										
4	BMW	229.0		4.0	1.0	22.0	3.0	8.0		18.0	1.0	10.0	3.0	31.0	1.0	18.0	1.0	21.0		7.0	4.0	19.0	2.0	37.0	2.0	15.0		1.0										
5	Lamborghini	48.0		1.0		2.0		4.0						8.0		2.0								10.0														