

Amended
2.10.2021 - 15:10

Reg. Nr.: R-12470/21

Result List Provisional

Stewards / Race Management

STEWARD	Robert Magin
STEWARD	Gerd Weidinger
STEWARD	Wolfram Heymanns
RACE DIRECTOR	Niels Wittich
CLERK OF THE COURSE	Georg-Richard Ziegahn
TECHNICAL DELEGATE	Sebastian Amorth
CHIEF TIMEKEEPER	Steffen Ruhl

Weather Start/Finish

AIR	20.3°C
TRACK	30.8°C
CONDITIONS	Dry
PRESSURE	1005 hPa
AIR	20.9°C
TRACK	32.3°C
CONDITIONS	Dry
PRESSURE	1005 hPa

Track Information

GREEN FLAG	13:32:59
CHEQUERED FLAG	14:34:13
SAFETY CAR PHASE	1
FULL COURSE YELLOW PHASE	0
TRACK NAME	Hockenheimring
TRACK LENGTH	4574m
TURN COUNT	17
TOTAL DISTANCE	160.09km
FASTEST LAP:	#23. ALB - 1:39.082

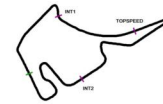
STARTED: 21 CLASSIFIED: 17 NOT CLASSIFIED: 4 DISQUALIFIED: 0

Nr.	Driver	Man.	Nation	Team	Laps	Total Time	Gap	Lap	Best Lap
1	3 Kelvin van der Linde Audi			Team ABT Sportsline	35	1:01:14.359		10	1:39.300
2	23 Alex Albon Ferrari			Alpha Tauri AF Corse	35	1:01:20.245	5.886	14	1:39.082
3	9 Mike Rockenfeller Audi			Team ABT Sportsline	35	1:01:29.960	15.601	30	1:39.266
4	30 Liam Lawson Ferrari			Red Bull AF Corse	35	1:01:31.592	17.233	10	1:39.458
5	4 Maximilian Götz Mercedes-AMG			Mercedes-AMG Team HRT	35	1:01:32.299	17.940	10	1:39.560
6	8 Daniel Juncadella Mercedes-AMG			Mercedes-AMG Team GruppeM Racing	35	1:01:34.325	19.966	11	1:39.417
7	57 Philip Ellis Mercedes-AMG			Mercedes-AMG Team Winward	35	1:01:35.478	21.119	8	1:39.579
8	10 Esteban Muth Lamborghini			T3 Motorsport	35	1:01:38.138	23.779	15	1:39.746
9	5 Vincent Abril Mercedes-AMG			Mercedes-AMG Team HRT	35	1:01:43.176	28.817	9	1:39.529
10	16 Timo Glock BMW			ROWE Racing	35	1:01:50.791	36.432	20	1:40.050
11	18 Marvin Dienst Mercedes-AMG			Mercedes-AMG Team Mücke Motorsport	35	1:01:54.033	39.674	12	1:40.119
12	99 Sophia Flörsch Audi			Team ABT	35	1:01:55.021	40.662	11	1:40.004
13	6 Hubert Haupt Mercedes-AMG			Mercedes-AMG Team HRT	35	1:02:01.000	46.641	18	1:40.205
14	26 Esme Hawkey Lamborghini			T3 Motorsport	35	1:02:03.992	49.633	11	1:40.394
15	37 Lucas di Grassi Audi			Team ABT Sportsline	35	1:02:16.388	1:02.029	11	1:40.731
16	12 Dev Gore Audi			Team Rosberg	35	1:02:17.605	1:03.246	13	1:40.952
17	51 Nico Müller Audi			Team Rosberg	26	46:15.623	9LAPS	12	1:40.310
Not classified									
31	Sheldon van der Linde BMW			ROWE Racing	25	44:39.323	10LAPS	11	1:40.932
11	Marco Wittmann BMW			Walkenhorst Motorsport	23	41:21.457	12LAPS	10	1:41.117
22	Lucas Auer Mercedes-AMG			Mercedes-AMG Team Winward	4	9:00.527	31LAPS		
36	Arjun Maini Mercedes-AMG			Mercedes-AMG Team GetSpeed					

Fastest lap of the race. Car 23 driver Alex Albon on lap 14. Time 1:39.082, average speed 166.1 km/h.

Following race director decision a time penalty of 5 seconds for car no. 10 and 26

Subject to final scrutineering!		
Publication time:	Clerk of the Course: Georg-Richard Ziegahn	Timekeeper: Steffen Ruhl

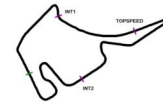


Sector List Provisional

Lap	Id	Time	SE1	SP1	SE2	SP2	SE3	SP3	TSP	Lap	Id	Time	SE1	SP1	SE2	SP2	SE3	SP3	TSP	
3																				theoretical besttime: 1:39.037
1	0	1:53.381	23.914	146	46.766	191	42.701	136	248	19	0	1:40.288	22.114	154	46.397	190	31.777	205	253	
2	0	2:16.160	29.092	123	1:03.509	123	43.559	156	203	20	0	1:40.345	21.983	154	46.505	192	31.857	203	251	
3	0	2:14.236	29.062	115	1:03.089	128	42.085	153	206	21	0	1:40.464	22.156	154	46.414	191	31.894	203	255	
4	0	2:31.309	29.943	112	1:00.486	105	1:00.880	115	185	22	0	1:40.337	22.118	152	46.414	191	31.805	204	254	
5	0	1:41.255	23.420	151	46.376	191	31.459	203	250	23	0	1:40.321	22.020	154	46.527	189	31.774	202	254	
6	0	1:39.471	21.697	154	46.318	191	31.456	204	251	24	0	1:40.650	22.114	152	46.605	189	31.931	203	255	
7	0	1:43.453	21.736	155	46.220	192	35.497	59	252	25	0	1:40.578	22.150	153	46.538	189	31.890	203	257	
8	0	2:04.360	46.385	150	46.611	190	31.364	203	250	26	0	1:40.432	22.143	153	46.464	190	31.825	202	259	
9	0	1:39.310	21.825	154	46.108	191	31.377	202	252	27	0	1:40.486	22.109	153	46.553	189	31.824	203	255	
10	0	1:39.300	21.775	154	45.976	192	31.549	203	253	28	0	1:40.987	22.129	154	46.542	190	32.316	200	255	
11	0	1:39.642	21.751	153	46.267	191	31.624	201	252	29	0	1:40.694	22.212	153	46.590	190	31.892	202	256	
12	0	1:39.588	21.945	154	46.150	191	31.493	203	254	30	0	1:40.394	22.110	154	46.375	190	31.909	203	259	
13	0	1:39.584	21.887	154	46.263	190	31.434	204	254	31	0	1:41.339	22.401	150	46.733	189	32.205	202	254	
14	0	1:39.792	21.861	154	46.270	190	31.661	202	253	32	0	1:41.295	22.414	153	46.689	189	32.192	202	255	
15	0	1:40.001	21.907	154	46.341	191	31.753	202	255	33	0	1:41.162	22.323	153	46.731	188	32.108	202	255	
16	0	1:39.964	22.090	154	46.206	191	31.668	203	257	34	0	1:41.325	22.325	153	46.647	188	32.353	202	258	
17	0	1:39.911	21.936	152	46.103	191	31.872	202	257	35	0	1:41.875	22.357	150	46.826	189	32.692	190	257	
18	0	1:40.670	22.179	150	46.627	189	31.864	203	257											

Lap	Id	Time	SE1	SP1	SE2	SP2	SE3	SP3	TSP	Lap	Id	Time	SE1	SP1	SE2	SP2	SE3	SP3	TSP	
4																				theoretical besttime: 1:39.457
1	0	1:54.059	24.845	150	47.088	191	42.126	142	254	19	0	1:41.274	22.272	154	46.597	192	32.405	203	255	
2	0	2:16.067	29.100	133	1:03.357	125	43.610	169	228	20	0	1:42.506	22.509	155	47.137	189	32.860	202	257	
3	0	2:14.189	29.002	121	1:03.199	144	41.988	150	207	21	0	1:41.950	22.566	155	46.920	191	32.464	203	258	
4	0	2:30.855	29.985	103	59.967	107	1:00.903	113	193	22	0	1:40.876	22.639	154	46.444	191	31.793	202	263	
5	0	1:41.777	23.811	155	46.486	192	31.480	203	252	23	0	1:40.958	22.480	155	46.569	191	31.909	202	260	
6	0	1:43.943	22.025	156	46.364	191	35.554	58	255	24	0	1:41.355	22.449	156	46.767	191	32.139	202	257	
7	0	2:04.403	46.286	154	46.623	190	31.494	203	253	25	0	1:42.247	22.860	154	46.964	191	32.423	202	262	
8	0	1:39.628	22.114	156	46.093	193	31.421	203	254	26	0	1:41.147	22.474	155	46.673	191	32.000	202	256	
9	0	1:39.640	21.943	156	46.192	193	31.505	203	256	27	0	1:41.170	22.546	155	46.701	191	31.923	204	261	
10	0	1:39.560	21.949	156	46.136	194	31.475	203	254	28	0	1:41.102	22.498	155	46.587	191	32.017	202	255	
11	0	1:39.660	21.996	157	46.199	193	31.465	203	254	29	0	1:41.422	22.606	156	46.719	191	32.097	202	258	
12	0	1:39.847	22.062	156	46.194	194	31.591	203	255	30	0	1:41.241	22.540	156	46.673	191	32.028	204	260	
13	0	1:39.740	22.056	156	46.132	192	31.552	203	252	31	0	1:42.737	22.603	154	47.623	188	32.511	201	261	
14	0	1:39.990	21.971	156	46.395	193	31.624	202	251	32	0	1:41.654	22.644	155	46.876	191	32.134	202	262	
15	0	1:40.011	22.010	156	46.331	193	31.670	203	255	33	0	1:41.569	22.639	154	46.823	190	32.107	202	258	
16	0	1:40.008	22.038	155	46.331	193	31.639	203	255	34	0	1:42.280	22.679	154	47.275	189	32.326	202	266	
17	0	1:40.512	22.284	155	46.367	193	31.861	203	255	35	0	1:42.203	22.675	154	47.088	189	32.440	196	262	
18	0	1:40.719	22.225	158	46.506	192	31.988	203	261											

Lap	Id	Time	SE1	SP1	SE2	SP2	SE3	SP3	TSP	Lap	Id	Time	SE1	SP1	SE2	SP2	SE3	SP3	TSP	
5																				theoretical besttime: 1:39.408
1	0	1:57.630	25.938	148	48.001	189	43.691	179	260	19	0	1:40.631	22.243	156	46.371	192	32.017	202	257	
2	0	2:17.362	29.137	129	1:03.120	125	45.105	168	197	20	0	1:40.948	22.402	156	46.558	192	31.988	203	254	
3	0	2:13.459	27.803	123	1:03.645	133	42.011	143	196	21	0	1:41.008	22.385	154	46.774	192	31.849	203	254	
4	0	2:27.405	29.248	112	59.007	143	59.150	115	201	22	0	1:41.058	22.407	156	46.641	191	32.010	203	256	
5	0	1:45.953	24.414	149	49.009	186	32.530	201	258	23	0	1:41.117	22.593	155	46.631	191	31.893	202	252	
6	0	1:41.316	22.242	155	46.784	188	32.290	201	259	24	0	1:41.432	22.467	157	46.813	191	32.152	201	260	
7	0	1:46.381	22.462	156	46.971	190	36.948	57	252	25	0	1:41.538	22.627	156	46.835	191	32.076	201	255	
8	0	2:03.568	45.217	152	46.700	190	31.651	202	251	26	0	1:41.746	22.517	154	46.900	188	32.329	202	260	
9	0	1:39.529	22.033	158	45.958	194	31.538	202	252	27	0	1:42.085	22.653	154	47.175	190	32.257	202	257	
10	0	1:39.537	21.916	156	46.087	192	31.534	202	254	28	0	1:43.342	22.854	154	47.798	189	32.690	202	258	
11	0	1:40.029	22.020	156	46.338	190	31.671	202	254	29	0	1:41.655	22.610	155	46.761	189	32.284	201	262	
12	0	1:39.638	21.939	156	46.100	193	31.599	202	255	30	0	1:41.441	22.572	154	46.838	191	32.031	202	257	
13	0	1:40.178	22.001	156	46.441	191	31.736	203	254	31	0	1:41.722	22.545	156	46.978	190	32.199	201	255	
14	0	1:40.188	22.199	155	46.320	192	31.669	202	255	32	0	1:41.517	22.655	156	46.792	191	32.070	201	258	
15	0	1:40.588	22.442	159	46.328	193	31.818	202	255	33	0	1:42.091	22.939	154	46.925	190	32.227	201	254	
16	0	1:40.329	22.172	156	46.440	193	31.717	203	255	34	0	1:42.461	22.867	154	47.150	189	32.444	200	255	
17	0	1:41.174	22.339	156	46.733	192	32.102	202	256	35	0	1:42.299	22.700	156	47.001	188	32.598	199	257	
18	0	1:40.821	22.317	155	46.628	192	31.876	202	253											

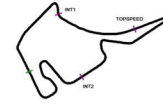


Sector List Provisional

Lap	Id	Time	SE1	SP1	SE2	SP2	SE3	SP3	TSP	Lap	Id	Time	SE1	SP1	SE2	SP2	SE3	SP3	TSP																				
6		Hubert Haupt(#1)																				theoretical besttime: 1:40.084																	
1	0	2:03.667	27.214	145	51.425	188	45.028	153	262	19	0	1:40.384	22.412	156	46.219	193	31.753	204	258																				
2	0	2:18.924	29.980	145	1:02.133	113	46.811	126	170	20	0	1:40.394	22.371	158	46.307	192	31.716	203	257																				
3	0	2:12.305	27.000	134	1:03.503	92	41.802	113	150	21	0	1:40.264	22.316	159	46.140	192	31.808	202	258																				
4	0	2:22.059	30.373	145	57.607	188	54.079	126	149	22	0	1:40.407	22.446	159	46.267	192	31.694	203	257																				
5	0	1:47.969	24.979	150	48.871	189	34.119	200	258	23	0	1:40.508	22.423	159	46.300	192	31.785	202	257																				
6	0	1:42.542	22.790	158	47.015	189	32.737	201	259	24	0	1:40.526	22.465	158	46.403	193	31.658	202	258																				
7	0	1:42.114	22.521	152	46.883	190	32.710	201	256	25	0	1:40.933	22.519	157	46.344	192	32.070	202	257																				
8	0	1:45.243	22.417	157	46.719	191	36.107	59	257	26	0	1:40.451	22.286	158	46.401	191	31.764	203	256																				
9	0	1:53.826	34.701	155	46.729	191	32.396	201	257	27	0	1:41.750	22.496	159	46.888	190	32.366	201	266																				
10	0	1:40.718	22.357	157	46.376	192	31.985	202	255	28	0	1:41.540	22.895	157	46.795	192	31.850	203	267																				
11	0	1:41.244	22.509	154	46.744	191	31.991	201	255	29	0	1:40.768	22.456	158	46.414	192	31.898	203	260																				
12	0	1:42.464	22.440	157	47.814	191	32.210	202	255	30	0	1:40.806	22.498	157	46.493	192	31.815	202	257																				
13	0	1:41.387	22.595	155	46.650	191	32.142	202	257	31	0	1:40.984	22.552	156	46.567	192	31.865	202	258																				
14	0	1:41.515	22.652	156	46.740	191	32.123	200	255	32	0	1:40.763	22.475	158	46.492	192	31.796	202	258																				
15	0	1:45.527	22.783	157	46.718	192	36.026	59	255	33	0	1:40.959	22.530	157	46.562	192	31.867	203	263																				
16	0	2:04.738	45.731	156	46.882	189	32.125	195	256	34	0	1:41.306	22.589	155	46.832	191	31.885	204	260																				
17	0	1:40.684	22.579	157	46.253	192	31.852	202	257	35	0	1:41.126	22.512	158	46.719	190	31.895	203	264																				
18	0	1:40.205	22.302	158	46.219	191	31.684	202	252																														

8		Daniel Juncadella(#1)																				theoretical besttime: 1:39.329																	
1	1	1:56.413	24.675	129	48.614	188	43.124	163	258	19	1	1:41.925	22.265	153	47.181	187	32.479	202	258																				
2	1	2:16.668	29.120	118	1:02.947	123	44.601	173	201	20	1	1:41.194	22.493	152	46.569	191	32.132	203	260																				
3	1	2:13.768	28.152	134	1:03.670	141	41.946	130	196	21	1	1:41.204	22.216	152	46.739	191	32.249	202	260																				
4	1	2:28.702	29.327	106	59.772	138	59.603	117	210	22	1	1:41.458	22.495	153	46.788	191	32.175	203	260																				
5	1	1:43.502	24.314	151	47.039	190	32.149	203	261	23	1	1:41.115	22.552	154	46.612	190	31.951	202	260																				
6	1	1:40.482	22.080	153	46.596	190	31.806	202	255	24	1	1:41.228	22.431	153	46.735	190	32.062	204	257																				
7	1	1:39.624	21.878	154	46.350	192	31.396	203	254	25	1	1:41.634	22.449	153	46.846	190	32.339	202	261																				
8	1	1:43.452	21.945	154	46.349	192	35.158	58	257	26	1	1:41.782	22.543	152	46.947	189	32.292	201	258																				
9	1	2:04.983	45.945	150	47.083	189	31.955	203	257	27	1	1:41.152	22.366	153	46.752	191	32.034	202	262																				
10	1	1:40.082	22.049	155	46.285	191	31.748	202	260	28	1	1:41.483	22.351	153	46.796	189	32.336	202	259																				
11	1	1:39.417	21.819	155	46.140	193	31.458	202	256	29	1	1:41.362	22.463	153	46.799	190	32.100	203	261																				
12	1	1:39.487	21.963	156	46.114	192	31.410	204	259	30	1	1:41.959	22.434	154	47.291	190	32.234	203	261																				
13	1	1:39.710	21.869	154	46.229	192	31.612	199	259	31	1	1:41.592	22.411	152	47.024	191	32.157	203	261																				
14	1	1:39.804	21.990	155	46.331	193	31.483	203	255	32	1	1:41.909	22.513	154	47.078	190	32.318	202	260																				
15	1	1:39.889	21.917	154	46.270	193	31.702	202	255	33	1	1:42.686	23.244	155	47.036	189	32.406	202	251																				
16	1	1:40.056	22.076	155	46.353	193	31.627	204	258	34	1	1:41.930	22.701	152	46.985	191	32.244	203	263																				
17	1	1:40.011	22.030	155	46.380	192	31.601	203	255	35	1	1:41.959	22.543	152	47.194	188	32.222	203	262																				
18	1	1:40.703	22.103	155	46.480	192	32.120	202	261																														

9		Mike Rockenfeller(#1)																				theoretical besttime: 1:39.208																	
1	0	2:02.635	27.205	149	50.173	186	45.257	149	270	19	0	1:40.480	22.109	153	46.556	191	31.815	201	254																				
2	0	2:18.593	29.719	151	1:02.243	101	46.631	123	153	20	0	1:40.637	22.216	154	46.478	190	31.943	203	255																				
3	0	2:12.364	27.111	151	1:03.611	93	41.642	136	176	21	0	1:41.061	22.394	153	46.616	189	32.051	204	252																				
4	0	2:23.005	30.009	148	57.907	175	55.089	125	183	22	0	1:40.872	22.307	155	46.625	190	31.940	202	254																				
5	0	1:45.573	24.857	143	48.022	186	32.694	202	270	23	0	1:40.929	22.239	153	46.626	190	32.064	203	254																				
6	0	1:41.408	22.411	153	46.781	190	32.216	202	258	24	0	1:45.095	22.254	152	46.749	190	36.092	59	255																				
7	0	1:42.492	22.316	153	47.623	189	32.553	201	259	25	0	2:05.089	46.539	151	46.772	190	31.778	199	254																				
8	0	1:40.834	22.151	153	46.708	190	31.975	203	256	26	0	1:39.664	22.076	154	46.029	190	31.559	203	254																				
9	0	1:40.796	22.176	153	46.521	192	32.099	205	256	27	0	1:40.778	21.981	155	46.321	189	32.476	199	256																				
10	0	1:41.035	22.290	153	46.624	190	32.121	202	255	28	0	1:40.632	22.645	157	46.527	191	31.460	204	257																				
11	0	1:40.856	22.135	154	46.718	193	32.003	204	254	29	0	1:39.304	21.887	156	46.023	192	31.394	202	257																				
12	0	1:40.232	22.068	154	46.329	191	31.835	202	256	30	0	1:39.266	21.945	154	45.973	191	31.348	204	254																				
13	0	1:40.390	22.045	153	46.503	190	31.842	203	253	31	0	1:40.290	22.009	156	46.707	190	31.574	204	264																				
14	0	1:40.274	21.953	153	46.590	191	31.731	202	254	32	0	1:41.030	22.018	156	46.168	192	32.844	195	266																				
15	0	1:40.727	22.307	152	46.712	190	31.708	203	255	33	0	1:40.572	22.579	155	46.112	192	31.881	201	257																				
16	0	1:40.329	22.114	153	46.453	191	31.762	202	255	34	0	1:40.336	22.508	156	46.348	191	31.480	205	262																				
17	0	1:40.340	22.248	153	46.440	190	31.652	203	255	35	0	1:41.473	22.496	156	47.227	186	31.750	204	271																				
18	0	1:40.569	22.229	152	46.479	190	31.861	201	254																														



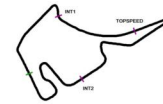
Sector List Provisional

Lap	Id	Time	SE1	SP1	SE2	SP2	SE3	SP3	TSP	Lap	Id	Time	SE1	SP1	SE2	SP2	SE3	SP3	TSP
10	Esteban Muth(#1)									theoretical besttime: 1:39.449									
1	0	1:58.295	26.425	150	48.176	187	43.694	180	254	19	0	1:40.029	22.047	154	46.399	192	31.583	203	252
2	0	2:17.593	29.106	121	1:03.066	117	45.421	158	176	20	0	1:40.000	22.043	153	46.282	192	31.675	203	254
3	0	2:13.195	27.678	125	1:03.649	118	41.868	140	172	21	0	1:40.466	22.162	153	46.471	192	31.833	202	255
4	0	2:26.778	29.291	133	58.874	143	58.613	118	187	22	0	1:40.695	22.197	154	46.368	192	32.130	202	258
5	0	1:43.583	24.265	147	47.142	188	32.176	203	254	23	0	1:41.363	22.390	154	46.879	192	32.094	202	258
6	0	1:40.707	22.175	153	46.539	191	31.993	201	255	24	0	1:41.156	22.219	154	46.764	190	32.173	203	257
7	0	1:40.307	22.087	152	46.503	191	31.717	201	252	25	0	1:41.480	22.550	154	46.598	191	32.332	201	260
8	0	1:40.225	22.051	154	46.630	192	31.544	202	253	26	0	1:41.148	22.298	154	46.623	190	32.227	203	260
9	0	1:40.337	22.039	154	46.618	191	31.680	201	252	27	0	1:41.415	22.442	149	46.795	191	32.178	203	260
10	0	1:40.082	22.095	153	46.427	192	31.560	202	250	28	0	1:40.789	22.297	154	46.556	191	31.936	201	259
11	0	1:39.853	21.920	154	46.391	193	31.542	203	251	29	0	1:40.859	22.188	154	46.580	191	32.091	203	258
12	0	1:44.471	22.041	154	46.490	192	35.940	59	251	30	0	1:40.807	22.394	153	46.448	191	31.965	202	259
13	0	2:07.940	49.154	149	46.806	190	31.980	199	251	31	0	1:41.361	22.279	153	46.950	191	32.132	203	255
14	0	1:40.144	22.193	155	46.347	192	31.604	201	252	32	0	1:42.866	22.662	153	47.030	191	33.174	193	260
15	0	1:39.746	22.195	154	46.056	193	31.495	204	254	33	0	1:42.116	23.057	153	46.914	191	32.145	198	257
16	0	1:40.170	21.968	155	46.543	193	31.659	203	255	34	0	1:41.463	22.619	154	46.758	191	32.086	203	257
17	0	1:39.910	22.148	154	46.195	193	31.567	202	257	35	0	1:41.945	22.417	153	47.094	188	32.434	200	260
18	0	1:39.844	21.898	154	46.221	192	31.725	202	255										

11	Marco Wittmann(#1)									theoretical besttime: 1:40.954									
1	1	2:04.411	26.344	147	52.827	173	45.240	174	261	13	1	1:41.196	22.211	151	46.959	190	32.026	203	254
2	1	2:19.032	30.276	139	1:01.930	117	46.826	119	163	14	1	1:41.154	22.143	150	47.072	190	31.939	202	257
3	1	2:12.046	27.054	147	1:03.328	103	41.664	113	143	15	1	1:41.222	22.207	151	47.036	191	31.979	204	257
4	1	2:21.367	30.611	151	57.729	181	53.027	124	127	16	1	1:41.461	22.340	150	47.136	191	31.985	203	257
5	1	1:46.330	24.930	148	48.428	189	32.972	203	260	17	1	1:41.550	22.286	151	47.117	190	32.147	203	257
6	1	1:41.714	22.418	152	47.069	191	32.227	203	260	18	1	1:42.634	22.354	149	47.562	187	32.718	203	257
7	1	1:41.728	22.225	152	47.128	190	32.375	203	257	19	1	1:43.074	22.512	148	48.071	189	32.491	204	257
8	1	1:41.300	22.267	152	47.029	191	32.004	203	259	20	1	1:42.457	22.571	150	47.433	190	32.453	202	259
9	1	1:41.312	22.245	151	46.895	190	32.172	203	257	21	1	1:42.298	22.495	149	47.370	190	32.433	201	262
10	1	1:41.117	22.234	149	46.872	191	32.011	204	255	22	1	1:43.443	22.629	149	48.181	188	32.633	202	258
11	1	1:41.303	22.217	151	46.921	190	32.165	203	256	23	1	1:48.025	22.777	147	47.977	187	37.271	60	264
12	1	1:41.283	22.184	151	47.046	189	32.053	203	256										

12	Dev Gore(#1)									theoretical besttime: 1:40.706									
1	0	2:00.951	27.777	144	48.069	182	45.105	164	262	19	0	1:41.613	22.665	152	47.039	190	31.909	202	253
2	0	2:18.565	29.858	132	1:02.394	118	46.313	120	147	20	0	1:41.417	22.482	154	46.701	189	32.234	201	253
3	0	2:12.771	27.575	133	1:03.043	116	42.153	130	158	21	0	1:42.501	22.454	153	47.476	188	32.571	201	253
4	0	2:24.124	29.916	137	58.029	183	56.179	118	166	22	0	1:41.796	22.503	153	47.022	190	32.271	202	254
5	0	1:47.393	24.865	143	48.765	184	33.763	198	256	23	0	1:42.183	22.527	155	47.209	186	32.447	200	254
6	0	1:41.942	22.601	152	46.993	190	32.348	201	257	24	0	1:42.315	22.968	152	47.051	189	32.296	201	255
7	0	1:41.836	22.453	152	46.958	189	32.425	201	257	25	0	1:42.363	22.728	154	47.244	188	32.391	201	255
8	0	1:41.386	22.504	153	46.717	189	32.165	202	265	26	0	1:42.223	22.834	154	47.095	188	32.294	200	254
9	0	1:46.262	22.490	151	47.546	190	36.226	59	264	27	0	1:42.247	22.809	153	47.025	189	32.413	199	254
10	0	2:10.427	50.759	148	47.650	189	32.018	201	248	28	0	1:43.719	23.023	152	47.847	187	32.849	199	243
11	0	1:40.954	22.353	154	46.675	189	31.926	201	252	29	0	1:42.274	22.865	152	47.014	188	32.395	202	256
12	0	1:41.137	22.184	154	46.645	190	32.308	202	252	30	0	1:42.837	23.114	152	47.127	189	32.596	202	254
13	0	1:40.952	22.272	155	46.630	191	32.050	201	252	31	0	1:42.577	23.030	152	47.106	188	32.441	199	255
14	0	1:40.970	22.241	154	46.693	190	32.036	199	252	32	0	1:43.015	22.905	152	47.411	186	32.699	201	255
15	0	1:41.037	22.437	154	46.613	191	31.987	199	253	33	0	1:43.285	23.169	151	47.356	188	32.760	200	255
16	0	1:41.030	22.371	151	46.659	191	32.000	202	254	34	0	1:42.705	22.795	155	47.073	189	32.837	201	255
17	0	1:41.008	22.273	154	46.727	190	32.008	202	254	35	0	1:44.720	22.894	153	47.580	185	34.246	197	255
18	0	1:41.070	22.420	153	46.682	190	31.968	203	254										

16	Timo Glock(#1)									theoretical besttime: 1:39.979									
1	0	1:59.770	26.726	152	48.152	189	44.892	158	262	19	0	1:40.090	21.934	152	46.484	193	31.672	205	258
2	0	2:18.642	29.602	133	1:02.337	114	46.703	112	156	20	0	1:40.050	21.925	152	46.421	190	31.704	205	258
3	0	2:12.361	27.088	133	1:03.211	116	42.062	135	160	21	0	1:40.569	22.031	152	46.596	192	31.942	204	260
4	0	2:25.324	30.004	137	58.198	180	57.122	119	166	22	0	1:41.423	22.481	153	46.527	190	32.415	203	262
5	0	1:44.298	24.536	150	47.577	190	32.185	202	270	23	0	1:40.573	22.064	152	46.573	190	31.936	204	259
6	0	1:41.961	22.176	151	47.045	185	32.740	201	260	24	0	1:40.676	22.127	152	46.580	191	31.969	204	262
7	0	1:42.054	22.785	144	47.004	187	32.265	202	260	25	0	1:40.837	22.136	149	46.816	191	31.885	204	260
8	0	1:41.355	22.129	151	47.025	191	32.201	199	260	26	0	1:41.121	22.172	151	46.776	191	32.173	202	260
9	0	1:41.165	22.255	151	46.728	192	32.182	203	258	27	0	1:41.761	22.352	153	47.119	190	32.290	204	263



Sector List Provisional

Lap	Id	Time	SE1	SP1	SE2	SP2	SE3	SP3	TSP	Lap	Id	Time	SE1	SP1	SE2	SP2	SE3	SP3	TSP
10	0	1:41.265	22.140	152	46.742	191	32.383	202	258	28	0	1:43.211	22.577	155	47.660	161	32.974	202	269
11	0	1:41.039	22.209	149	46.764	191	32.066	202	258	29	0	1:42.145	22.355	154	47.106	190	32.684	198	262
12	0	1:41.589	22.165	150	47.319	189	32.105	203	254	30	0	1:42.426	22.364	154	47.700	185	32.362	202	264
13	0	1:41.338	22.249	150	46.881	189	32.208	202	258	31	0	1:41.563	22.256	151	47.044	189	32.263	203	260
14	0	1:41.473	22.338	150	46.975	189	32.160	201	260	32	0	1:41.379	22.285	153	46.996	190	32.098	200	262
15	0	1:45.420	22.319	152	46.830	191	36.271	60	258	33	0	1:41.991	22.525	151	47.114	189	32.352	200	261
16	0	2:06.899	47.553	150	47.269	189	32.077	201	255	34	0	1:41.947	22.621	150	47.052	188	32.274	202	260
17	0	1:40.773	22.169	150	46.688	191	31.916	204	257	35	0	1:42.043	22.575	151	47.133	187	32.335	201	262
18	0	1:40.260	21.886	151	46.523	191	31.851	203	259										

18 Marvin Dienst(#1)



theoretical besttime: 1:39.965

1	0	1:57.051	25.441	149	48.245	188	43.365	176	260	19	0	1:41.087	22.332	156	46.574	192	32.181	203	252
2	0	2:16.928	29.058	122	1:02.999	125	44.871	172	183	20	0	1:41.316	22.378	155	46.685	191	32.253	204	253
3	0	2:13.603	28.005	129	1:03.748	126	41.850	152	196	21	0	1:41.075	22.243	156	46.675	191	32.157	204	255
4	0	2:28.100	29.343	113	59.533	136	59.224	117	198	22	0	1:41.301	22.428	155	46.663	191	32.210	204	257
5	0	1:45.280	24.289	145	48.717	187	32.274	203	262	23	0	1:41.330	22.381	156	46.716	191	32.233	203	255
6	0	1:41.842	22.046	157	46.676	188	33.120	201	260	24	0	1:41.429	22.399	155	46.767	191	32.263	204	256
7	0	1:45.894	22.467	143	46.977	190	36.450	58	261	25	0	1:41.625	22.544	151	46.829	191	32.252	203	258
8	0	2:06.428	47.507	148	46.817	191	32.104	202	250	26	0	1:41.582	22.512	154	46.732	191	32.338	204	257
9	0	1:40.330	22.276	157	46.197	193	31.857	203	253	27	0	1:41.993	22.509	156	47.004	191	32.480	203	260
10	0	1:40.377	21.986	157	46.411	193	31.980	204	255	28	0	1:42.920	22.695	156	47.756	190	32.469	202	267
11	0	1:40.226	22.145	156	46.299	193	31.782	204	257	29	0	1:42.222	22.607	156	47.119	190	32.496	203	259
12	0	1:40.119	22.049	156	46.214	193	31.856	205	256	30	0	1:44.114	22.604	156	48.521	177	32.989	204	259
13	0	1:40.434	22.115	157	46.348	192	31.971	204	254	31	0	1:42.018	22.557	155	46.973	189	32.488	204	259
14	0	1:40.497	22.084	156	46.475	192	31.938	204	254	32	0	1:41.988	22.559	155	46.872	192	32.557	203	256
15	0	1:40.806	22.301	155	46.579	191	31.926	205	255	33	0	1:42.153	22.634	156	46.892	189	32.627	202	256
16	0	1:40.537	22.119	157	46.494	192	31.924	204	255	34	0	1:42.538	22.823	153	47.184	188	32.531	204	255
17	0	1:41.102	22.363	156	46.601	191	32.138	202	254	35	0	1:42.310	22.594	156	47.042	189	32.674	203	258
18	0	1:41.478	22.340	156	46.906	191	32.232	203	255										

22 Lucas Auer(#1)



theoretical besttime:

1	0	2:06.602	24.238	144	56.662	144	45.702	146	252	3	0	2:12.662	27.214	145	1:02.945	102	42.503	168	145
2	0	2:18.797	30.163	137	1:02.006	129	46.628	140	157	4	0	2:22.466	30.335	150	57.064	187	55.067	59	147

23 Alex Albon(#1)



theoretical besttime: 1:38.932

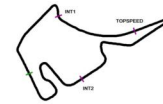
1	0	1:58.735	26.087	146	48.591	189	44.057	171	265	19	0	1:40.258	22.187	152	46.232	192	31.839	202	257
2	0	2:17.973	29.507	125	1:02.946	114	45.520	162	151	20	0	1:40.755	22.026	153	46.390	190	32.339	201	258
3	0	2:13.210	27.464	144	1:03.778	118	41.968	137	158	21	0	1:40.163	22.168	152	46.300	191	31.695	203	258
4	0	2:26.163	29.444	150	59.016	161	57.703	115	174	22	0	1:40.392	22.090	151	46.298	191	32.004	202	254
5	0	1:45.345	24.677	151	48.025	190	32.643	202	265	23	0	1:40.592	22.314	154	46.671	191	31.607	201	252
6	0	1:41.136	22.147	152	46.460	190	32.529	200	258	24	0	1:40.417	22.078	152	46.580	191	31.759	199	252
7	0	1:40.463	22.111	151	46.530	192	31.822	201	253	25	0	1:40.372	22.086	152	46.618	191	31.668	203	257
8	0	1:39.995	21.998	154	46.389	192	31.608	201	255	26	0	1:40.147	21.995	152	46.457	191	31.695	201	254
9	0	1:40.035	22.001	152	46.432	191	31.602	202	254	27	0	1:40.378	22.151	152	46.566	192	31.661	203	257
10	0	1:39.876	21.947	151	46.309	192	31.620	202	251	28	0	1:40.334	22.134	152	46.502	191	31.698	202	256
11	0	1:40.054	22.054	151	46.390	192	31.610	200	254	29	0	1:40.511	22.188	151	46.657	191	31.666	203	256
12	0	1:43.962	22.044	151	46.283	193	35.635	60	253	30	0	1:40.773	22.132	150	46.612	191	32.029	201	255
13	0	2:03.680	45.612	149	46.618	191	31.450	199	250	31	0	1:41.241	22.315	153	46.693	191	32.233	202	255
14	0	1:39.082	21.778	153	46.074	192	31.230	203	254	32	0	1:40.867	22.343	153	46.667	192	31.857	202	256
15	0	1:39.132	21.705	154	45.997	193	31.430	204	254	33	0	1:40.995	22.268	153	46.613	190	32.114	197	255
16	0	1:39.505	21.861	153	46.206	192	31.438	202	260	34	0	1:41.080	22.392	152	46.757	190	31.931	200	258
17	0	1:39.231	21.833	153	46.003	193	31.395	203	256	35	0	1:43.822	22.326	153	48.977	187	32.519	195	226
18	0	1:39.571	21.883	152	45.997	192	31.691	203	258										

26 Esmee Hawkey(#1)



theoretical besttime: 1:40.199

1	0	2:05.488	26.982	149	53.237	185	45.269	182	255	19	0	1:40.674	22.163	153	46.604	192	31.907	201	252
2	0	2:19.058	30.503	135	1:01.815	118	46.740	125	138	20	0	1:40.687	22.111	152	46.595	192	31.981	201	251
3	0	2:11.654	27.016	151	1:03.315	98	41.323	150	128	21	0	1:41.487	22.401	152	46.959	192	32.127	199	254
4	0	2:21.303	31.050	152	57.374	187	52.879	123	129	22	0	1:41.886	22.698	153	47.056	191	32.132	201	251
5	0	1:47.033	24.862	153	48.605	189	33.566	201	264	23	0	1:41.565	22.597	152	46.753	192	32.215	201	252
6	0	1:42.342	22.651	153	47.195	189	32.496	202	256	24	0	1:41.424	22.447	152	46.755	191	32.222	201	253
7	0	1:46.219	22.400	147	47.262	190	36.557	59	255	25	0	1:41.318	22.541	152	46.613	190	32.164	201	253
8	0	2:09.516	50.474	151	47.016	191	32.026	199	248	26	0	1:41.448	22.523	152	46.678	192	32.247	201	253
9	0	1:40.888	22.488	152	46.617	193	31.783	201	250	27	0	1:41.667	22.532	151	47.001	190	32.134	200	254
10	0	1:41.198	22.491	154	46.870	192	31.837	202	257	28	0	1:41.757	22.656	154	46.763	191	32.338	199	255



Sector List Provisional

Lap	Id	Time	SE1	SP1	SE2	SP2	SE3	SP3	TSP	Lap	Id	Time	SE1	SP1	SE2	SP2	SE3	SP3	TSP
11	0	1:40.394	22.275	155	46.335	192	31.784	202	252	29	0	1:41.999	22.591	149	47.001	189	32.407	201	253
12	0	1:40.512	22.245	155	46.432	193	31.835	199	253	30	0	1:41.962	22.490	152	47.011	190	32.461	199	254
13	0	1:41.084	22.447	152	46.813	192	31.824	202	250	31	0	1:42.165	22.695	151	47.203	190	32.267	201	253
14	0	1:40.543	22.199	153	46.591	193	31.753	202	252	32	0	1:42.046	22.579	153	47.160	189	32.307	201	254
15	0	1:41.187	22.505	150	46.714	192	31.968	201	251	33	0	1:41.828	22.608	152	46.901	189	32.319	199	255
16	0	1:40.909	22.195	153	46.694	192	32.020	202	252	34	0	1:42.052	22.581	148	47.089	190	32.382	201	254
17	0	1:40.707	22.204	151	46.528	193	31.975	202	254	35	0	1:42.050	22.592	152	47.057	189	32.401	200	257
18	0	1:40.942	22.341	150	46.512	191	32.089	201	253										

30 Liam Lawson(#1)



theoretical besttime: 1:39.417

1	0	1:54.794	24.725	140	47.722	190	42.347	145	254	19	0	1:41.066	22.366	151	46.821	193	31.879	202	262
2	0	2:16.208	29.627	120	1:02.817	122	43.764	156	200	20	0	1:41.765	22.244	152	47.297	191	32.224	203	257
3	0	2:14.246	28.749	127	1:03.428	144	42.069	144	204	21	0	1:41.962	22.486	153	47.089	190	32.387	201	261
4	0	2:30.047	29.683	104	59.853	111	1:00.511	115	192	22	0	1:41.246	22.438	153	46.740	191	32.068	203	260
5	0	1:42.779	24.172	151	46.762	192	31.845	202	255	23	0	1:40.973	22.243	154	46.544	192	32.186	202	261
6	0	1:44.160	21.982	153	46.390	191	35.788	60	257	24	0	1:41.285	22.362	154	46.691	189	32.232	199	260
7	0	2:04.096	45.614	150	46.644	189	31.838	201	252	25	0	1:41.886	22.474	153	46.883	191	32.529	202	262
8	0	1:39.480	21.932	154	46.064	193	31.484	202	257	26	0	1:41.266	22.460	152	46.753	191	32.053	202	259
9	0	1:39.785	22.031	154	46.180	193	31.574	203	258	27	0	1:41.327	22.321	153	46.928	191	32.078	202	262
10	0	1:39.458	21.917	153	46.016	193	31.525	204	257	28	0	1:41.378	22.407	153	46.902	190	32.069	201	260
11	0	1:39.655	22.048	153	46.084	194	31.523	203	257	29	0	1:41.129	22.349	154	46.634	191	32.146	201	261
12	0	1:39.721	22.068	153	46.063	193	31.590	204	257	30	0	1:41.159	22.341	153	46.761	191	32.057	201	261
13	0	1:39.907	21.971	154	46.311	192	31.625	202	258	31	0	1:41.362	22.339	153	46.950	190	32.073	200	261
14	0	1:39.737	22.001	154	46.210	193	31.526	202	257	32	0	1:41.467	22.355	153	46.976	191	32.136	202	258
15	0	1:39.954	22.051	153	46.234	193	31.669	204	258	33	0	1:41.473	22.312	153	46.926	190	32.235	202	257
16	0	1:40.211	21.991	154	46.432	193	31.788	202	260	34	0	1:41.477	22.452	153	46.956	191	32.069	201	257
17	0	1:40.365	22.147	153	46.369	192	31.849	203	260	35	0	1:43.482	22.638	155	48.133	182	32.711	191	266
18	0	1:41.286	22.177	154	46.778	191	32.331	202	260										

31 Sheldon van der Linde(#1)



theoretical besttime: 1:40.738

1	0	2:01.841	26.736	138	49.651	188	45.454	150	269	14	0	1:41.212	22.135	149	47.054	191	32.023	203	257
2	0	2:18.342	29.597	142	1:02.240	116	46.505	118	147	15	0	1:41.315	22.181	148	47.038	190	32.096	203	258
3	0	2:12.730	27.602	143	1:03.060	106	42.068	128	175	16	0	1:41.306	22.178	150	47.069	189	32.059	203	258
4	0	2:23.661	29.884	145	58.056	184	55.721	110	164	17	0	1:41.468	22.241	150	46.951	190	32.276	201	258
5	0	1:47.617	25.043	144	48.778	189	33.796	202	266	18	0	1:42.368	22.303	148	47.409	188	32.656	202	254
6	0	1:42.322	22.626	151	47.309	190	32.387	203	260	19	0	1:41.529	22.344	150	47.106	190	32.079	202	260
7	0	1:41.374	22.266	151	46.899	190	32.209	204	260	20	0	1:41.410	22.260	148	47.024	190	32.126	202	256
8	0	1:41.449	22.345	152	46.963	192	32.141	204	261	21	0	1:41.406	22.322	149	46.975	190	32.109	203	257
9	0	1:41.175	22.262	148	46.999	190	31.914	204	270	22	0	1:41.435	22.242	149	47.019	190	32.174	203	256
10	0	1:40.964	21.963	149	46.949	191	32.052	203	257	23	0	1:42.360	22.497	146	47.579	190	32.284	201	264
11	0	1:40.932	22.025	149	46.861	191	32.046	203	256	24	0	1:42.534	22.423	149	47.154	189	32.957	201	255
12	0	1:41.272	22.173	149	47.046	191	32.053	203	257	25	0	1:46.009	22.539	147	47.164	189	36.306	60	261
13	0	1:41.292	22.097	150	46.984	189	32.211	202	258										

36 Arjun Maini(#1)



theoretical besttime:

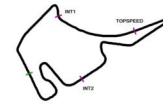
1		25.104	151						262										
---	--	--------	-----	--	--	--	--	--	-----	--	--	--	--	--	--	--	--	--	--

37 Lucas di Grassi(#1)



theoretical besttime: 1:40.612

1	0	2:05.209	27.410	151	52.350	183	45.449	178	257	19	0	1:42.895	22.290	151	48.080	186	32.525	199	263
2	0	2:19.002	30.173	138	1:01.912	116	46.917	117	165	20	0	1:42.039	22.440	151	47.372	188	32.227	202	254
3	0	2:11.793	26.830	144	1:03.316	104	41.647	120	146	21	0	1:41.639	22.449	152	46.965	189	32.225	200	255
4	0	2:21.203	30.682	146	57.610	182	52.911	127	133	22	0	1:43.264	22.872	150	47.825	187	32.567	200	255
5	0	1:46.793	24.870	150	48.315	181	33.608	199	276	23	0	1:42.597	22.557	152	47.532	188	32.508	199	254
6	0	1:42.155	22.669	154	47.236	188	32.250	201	258	24	0	1:42.002	22.667	152	47.177	187	32.158	201	255
7	0	1:42.243	22.369	150	47.551	189	32.323	201	257	25	0	1:41.985	22.692	152	46.927	190	32.366	200	255
8	0	1:41.426	22.353	152	46.902	189	32.171	202	256	26	0	1:42.128	22.695	151	47.051	189	32.382	201	254
9	0	1:41.808	22.225	152	47.286	189	32.297	201	266	27	0	1:42.191	22.466	152	47.301	189	32.424	199	254
10	0	1:40.967	22.040	152	46.806	190	32.121	200	251	28	0	1:43.136	22.571	152	48.123	185	32.442	200	254
11	0	1:40.731	22.126	152	46.712	190	31.893	201	253	29	0	1:43.078	22.565	150	47.878	186	32.635	199	253
12	0	1:41.010	22.238	152	46.718	190	32.054	200	253	30	0	1:42.239	22.731	151	47.122	189	32.386	201	255
13	0	1:41.317	22.246	152	46.882	187	32.189	200	254	31	0	1:42.927	23.316	151	47.346	187	32.265	199	254
14	0	1:41.116	22.245	152	46.862	191	32.009	200	252	32	0	1:42.108	22.532	152	47.267	189	32.309	199	254
15	0	1:41.367	22.384	152	46.679	189	32.304	200	253	33	0	1:47.535	22.863	142	47.556	185	37.116	59	253
16	0	1:41.711	22.463	152	47.002	190	32.246	200	253	34	0	2:07.085	47.978	146	47.114	185	31.993	201	251



Sector List Provisional

Lap	Id	Time	SE1	SP1	SE2	SP2	SE3	SP3	TSP	Lap	Id	Time	SE1	SP1	SE2	SP2	SE3	SP3	TSP
17	0	1:42.464	22.327	151	47.484	187	32.653	199	254	35	0	1:41.896	22.071	153	46.972	183	32.853	201	255
18	0	1:43.329	23.088	144	47.822	188	32.419	200	254										

51 Nico Müller(#1)



theoretical besttime: 1:40.211

1	0	2:03.121	26.209	140	51.919	186	44.993	167	258	15	0	1:40.666	22.255	153	46.570	189	31.841	201	254
2	0	2:18.692	30.109	139	1:02.060	106	46.523	128	171	16	0	1:41.183	22.209	152	47.005	190	31.969	202	246
3	0	2:12.550	27.428	139	1:03.331	92	41.791	111	158	17	0	1:40.922	22.364	153	46.579	189	31.979	203	255
4	0	2:22.354	30.282	139	57.720	185	54.352	119	137	18	0	1:41.162	22.588	152	46.601	189	31.973	202	255
5	0	1:46.045	24.662	148	48.615	184	32.768	202	261	19	0	1:41.881	22.234	152	47.028	189	32.619	202	255
6	0	1:41.220	22.419	151	46.764	191	32.037	202	262	20	0	1:41.002	22.404	152	46.475	190	32.123	201	262
7	0	1:41.585	22.302	154	46.948	188	32.335	202	264	21	0	1:41.141	22.367	150	46.820	190	31.954	203	254
8	0	1:40.587	22.084	153	46.543	189	31.960	202	254	22	0	1:41.669	22.369	152	47.036	191	32.264	201	255
9	0	1:41.131	22.300	153	46.580	189	32.251	201	255	23	0	1:41.827	22.548	151	47.115	189	32.164	201	258
10	0	1:50.673	22.240	153	46.543	191	41.890	200	255	24	0	1:41.807	22.367	151	47.045	190	32.395	200	255
11	0	1:40.408	22.236	153	46.452	190	31.720	203	254	25	0	1:41.306	22.441	150	46.862	189	32.003	202	256
12	0	1:40.310	22.167	153	46.468	190	31.675	202	253	26	0	1:41.295	22.453	152	46.759	189	32.083	200	255
13	0	1:40.597	22.151	152	46.603	190	31.843	201	254	27			22.421	152					255
14	0	1:40.489	22.177	152	46.589	190	31.723	202	252										

57 Philip Ellis(#1)



theoretical besttime: 1:39.460

1	0	1:55.526	25.749	148	47.096	190	42.681	148	268	19	0	1:40.700	22.234	158	46.651	192	31.815	204	260
2	0	2:16.970	29.551	116	1:02.876	116	44.543	153	199	20	0	1:40.954	22.302	157	46.638	191	32.014	204	260
3	0	2:13.923	28.293	120	1:03.312	135	42.318	133	187	21	0	1:40.918	22.197	157	46.607	192	32.114	202	264
4	0	2:28.951	29.226	94	59.790	149	59.935	117	199	22	0	1:41.161	22.345	154	46.641	192	32.175	203	260
5	0	1:43.283	24.325	151	46.940	192	32.018	203	257	23	0	1:41.284	22.411	157	46.725	191	32.148	202	267
6	0	1:44.478	22.046	157	46.339	193	36.093	58	259	24	0	1:41.401	22.397	158	46.865	190	32.139	203	262
7	0	2:04.350	46.189	155	46.488	190	31.673	203	256	25	0	1:41.288	22.457	157	46.606	192	32.225	203	262
8	0	1:39.579	21.984	157	45.993	193	31.602	205	259	26	0	1:41.337	22.416	156	46.605	191	32.316	202	262
9	0	1:40.921	21.977	156	46.691	192	32.253	205	262	27	0	1:41.230	22.385	157	46.722	191	32.123	204	264
10	0	1:40.268	22.134	156	46.260	193	31.874	205	268	28	0	1:42.173	22.378	156	47.347	189	32.448	202	267
11	0	1:39.782	21.954	156	46.183	194	31.645	205	260	29	0	1:41.298	22.322	155	46.759	191	32.217	203	262
12	0	1:39.988	21.981	156	46.185	191	31.822	205	260	30	0	1:41.411	22.455	156	46.730	190	32.226	204	266
13	0	1:40.241	22.233	156	46.455	193	31.553	204	262	31	0	1:42.383	22.513	157	47.364	191	32.506	203	268
14	0	1:40.085	22.038	156	46.446	191	31.601	204	260	32	0	1:41.540	22.480	156	46.759	191	32.301	203	267
15	0	1:39.771	21.914	158	46.268	193	31.589	204	260	33	0	1:41.720	22.538	155	46.881	190	32.301	203	263
16	0	1:41.206	22.170	156	47.128	192	31.908	205	264	34	0	1:42.055	22.618	155	47.046	191	32.391	201	267
17	0	1:40.401	22.162	156	46.380	192	31.859	204	262	35	0	1:42.340	22.559	157	47.056	189	32.725	202	267
18	0	1:40.562	22.156	156	46.589	192	31.817	203	261										

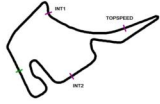
99 Sophia Flörsch(#1)



theoretical besttime: 1:40.004

1	0	2:00.356	27.594	140	47.812	188	44.950	171	272	19	0	1:40.736	22.201	154	46.535	190	32.000	202	254
2	0	2:18.552	29.668	132	1:02.422	119	46.462	117	151	20	0	1:40.733	22.141	154	46.579	190	32.013	202	254
3	0	2:12.826	27.341	136	1:03.170	114	42.315	128	152	21	0	1:41.332	22.332	150	46.898	190	32.102	199	255
4	0	2:24.640	29.657	139	58.188	170	56.795	116	167	22	0	1:42.448	22.286	153	46.846	187	33.316	199	254
5	0	1:46.211	24.673	151	48.759	184	32.779	201	264	23	0	1:41.117	22.341	153	46.634	189	32.142	202	257
6	0	1:42.848	22.809	152	47.574	190	32.465	201	260	24	0	1:41.204	22.370	152	46.756	189	32.078	201	256
7	0	1:41.694	22.255	151	46.956	187	32.483	202	258	25	0	1:41.420	22.537	153	46.722	189	32.161	201	256
8	0	1:45.604	22.330	152	46.838	190	36.436	59	257	26	0	1:41.181	22.422	154	46.680	188	32.079	201	255
9	0	2:07.176	48.154	143	47.141	190	31.881	202	248	27	0	1:42.190	22.747	153	46.933	187	32.510	201	255
10	0	1:40.456	22.345	153	46.381	191	31.730	201	251	28	0	1:42.071	22.646	154	46.938	190	32.487	199	256
11	0	1:40.004	22.014	154	46.299	190	31.691	202	252	29	0	1:41.959	22.609	153	46.801	188	32.549	199	257
12	0	1:40.177	22.095	154	46.376	192	31.706	202	255	30	0	1:42.541	22.667	152	46.823	189	33.051	201	255
13	0	1:40.483	22.104	154	46.417	190	31.962	202	253	31	0	1:42.268	22.536	153	47.043	188	32.689	201	257
14	0	1:40.553	22.151	153	46.540	189	31.862	201	254	32	0	1:41.888	22.569	153	46.862	189	32.457	202	256
15	0	1:41.415	22.724	150	46.693	190	31.998	201	252	33	0	1:42.139	22.662	153	46.961	189	32.516	201	257
16	0	1:40.533	22.119	153	46.564	189	31.850	201	254	34	0	1:42.546	22.835	152	47.007	188	32.704	200	258
17	0	1:40.477	22.125	153	46.493	191	31.859	201	254	35	0	1:42.556	22.676	154	47.198	188	32.682	200	258
18	0	1:40.687	22.289	153	46.512	190	31.886	202	255										

Hockenheimring, Length: 4574 m



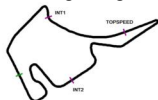
DTM Lap Chart

Provisional

Bib	1	2	3	4	5	6	7	8	9	10	11	12	13	14	15	16	17	18	19	20	21	22	23	24	25	26	27	28	29	30	31	32	33	34	35	36	37	38	39	40	41	42	43	44	45												
LAP 1	3	4	30	57	8	18	5	10	23	16	99	12	31	9	51	6	11	37	26	22	SC																																				
LAP 2	3	4	30	57	8	18	5	10	23	16	99	12	31	9	51	6	11	37	26	22	SC																																				
LAP 3	3	4	30	57	8	18	5	10	23	16	99	12	31	9	51	6	11	37	26	22	SC																																				
LAP 4	3	4	30	57	8	18	5	10	23	16	99	12	31	9	51	11	6	37	26	.22																																					
LAP 5	3	4	30	57	8	10	16	18	23	5	9	99	51	11	12	37	31	26	6																																						
LAP 6	3	8	10	.4	.30	16	23	18	5	.57	9	51	11	99	12	37	31	26	6																																						
LAP 7	8	.3	10	23	16	51	9	11	99	12	31	37	.18	.5	6	.26	4	30	57																																						
LAP 8	10	.8	23	16	51	9	11	12	31	37	.99	.6	3	4	30	57	5	18	26																																						
LAP 9	10	23	16	51	9	11	31	37	.12	3	4	30	8	57	6	5	18	99	26																																						
LAP 10	10	23	16	9	11	31	37	51	3	4	30	8	57	6	5	18	99	26	12																																						
LAP 11	10	23	16	9	11	31	37	51	3	4	30	8	57	6	5	18	99	26	12																																						
LAP 12	.10	.23	9	16	11	31	37	51	3	4	30	8	57	5	6	18	99	26	12																																						
LAP 13	9	16	11	31	37	51	3	4	30	8	57	23	5	10	6	18	99	26	12																																						
LAP 14	9	16	11	31	37	51	3	4	30	8	57	23	5	10	6	18	99	26	12																																						
LAP 15	9	11	31	37	.16	51	3	4	30	8	57	23	5	10	18	.6	99	26	12																																						
LAP 16	9	11	31	37	3	51	4	30	8	23	57	5	10	18	99	16	26	12	6																																						
LAP 17	9	11	31	3	37	51	4	30	8	23	57	10	5	18	99	16	26	12	6																																						
LAP 18	9	3	11	31	51	4	37	30	8	23	57	10	5	18	99	16	26	12	6																																						
LAP 19	9	3	31	11	51	4	30	23	37	8	57	10	5	18	99	16	26	12	6																																						
LAP 20	9	3	31	51	11	23	4	30	8	37	57	10	5	18	99	16	26	12	6																																						
LAP 21	9	3	31	51	23	11	4	30	8	37	57	10	5	18	99	16	26	12	6																																						
LAP 22	9	3	31	23	51	4	30	8	11	57	10	37	5	18	16	99	26	12	6																																						
LAP 23	9	3	23	31	51	4	30	8	57	10	37	5	.11	18	16	99	26	12	6																																						
LAP 24	.9	3	23	51	31	4	30	8	57	10	37	5	18	16	99	26	12	6																																							
LAP 25	3	23	51	4	30	8	57	10	.31	37	5	9	18	16	99	26	12	6																																							
LAP 26	3	23	51	4	30	8	57	10	37	5	9	18	16	99	26	12	6																																								
LAP 27	3	23	4	30	8	57	10	37	5	9	18	16	99	26	12	6																																									
LAP 28	3	23	4	30	8	10	57	9	37	5	18	16	99	26	6	12																																									
LAP 29	3	23	4	30	8	10	57	9	5	37	18	16	99	26	6	12																																									
LAP 30	3	23	4	30	10	8	57	9	5	37	16	18	99	26	6	12																																									
LAP 31	3	23	30	4	10	8	9	57	5	37	16	18	99	26	6	12																																									
LAP 32	3	23	30	4	9	10	8	57	5	37	16	18	99	26	6	12																																									
LAP 33	3	23	30	4	9	10	8	57	5	16	.37	18	99	26	6	12																																									

.- PIT STOP ' - LAP BEHIND

Hockenheimring, Length: 4574 m

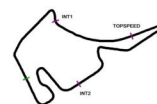


DTM Lap Chart

Provisional

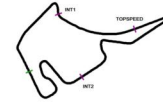
Bib	1	2	3	4	5	6	7	8	9	10	11	12	13	14	15	16	17	18	19	20	21	22	23	24	25	26	27	28	29	30	31	32	33	34	35	36	37	38	39	40	41	42	43	44	45				
LAP 34	3	23	30	9	4	10	8	57	5	16	18	99	26	6	12	37																																	
LAP 35	3	23	9	30	4	10	8	57	5	16	18	99	26	6	37	12																																	

.- PIT STOP ' - LAP BEHIND



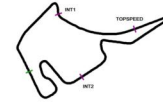
Pit Stops Provisional

Nr	Driver	Nation	Day time in	Time in	Day time out	Time out	Stop Time	Reason	Nett Time
22	Lucas Auer		13:41:56.028	8:57.096				Technical	
4	Maximilian Götz		13:45:16.297	12:17.365	13:45:45.991	12:47.059	8.031		29.694
30	Liam Lawson		13:45:17.767	12:18.835	13:45:46.605	12:47.673	7.191		28.838
57	Philip Ellis		13:45:18.540	12:19.608	13:45:48.133	12:49.201	7.071		29.593
3	Kelvin van der Linde		13:46:54.774	13:55.842	13:47:24.673	14:25.741	8.151		29.899
18	Marvin Dienst		13:47:04.137	14:05.205	13:47:34.568	14:35.636	8.091		30.431
5	Vincent Abril		13:47:04.876	14:05.944	13:47:33.702	14:34.770	7.011		28.826
26	Esmee Hawkey		13:47:08.563	14:09.631	13:47:42.065	14:43.133	11.091		33.502
8	Daniel Juncadella		13:48:38.071	15:39.139	13:49:07.258	16:08.326	7.550		29.187
99	Sophia Flörsch		13:48:48.242	15:49.310	13:49:18.870	16:19.938	8.811		30.628
6	Hubert Haupt		13:48:50.315	15:51.383	13:49:08.727	16:09.795		Penalty	18.412
12	Dev Gore		13:50:30.720	17:31.788	13:51:03.878	18:04.946	10.611		33.158
10	Esteban Muth		13:55:20.924	22:21.992	13:55:53.072	22:54.140	8.631		32.148
23	Alex Albon		13:55:22.466	22:23.534	13:55:51.375	22:52.443	7.071		28.909
16	Timo Glock		14:00:34.616	27:35.684	14:01:05.163	28:06.231	8.941		30.547
6	Hubert Haupt		14:00:56.984	27:58.052	14:01:25.593	28:26.661	6.651		28.609
11	Marco Wittmann		14:14:17.020	41:18.088				Technical	
9	Mike Rockenfeller		14:15:37.037	42:38.105	14:16:06.688	43:07.756	8.211		29.651
31	Sheldon van der Linde		14:17:34.873	44:35.941			34.061	Technical	
37	Lucas di Grassi		14:31:22.922	58:23.990	14:31:53.936	58:55.004	9.111		31.014



Stand Still Provisional

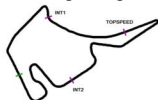
Nr	Driver		Nation	Day time in	Time in	Day time out	Time out	Stop Time	Reason	Nett Time
6	Hubert Haupt			14:00:56.984	27:58.052	14:01:25.593	28:26.661	6.651		28.609
5	Vincent Abril			13:47:04.876	14:05.944	13:47:33.702	14:34.770	7.011		28.826
57	Philip Ellis			13:45:18.540	12:19.608	13:45:48.133	12:49.201	7.071		29.593
23	Alex Albon			13:55:22.466	22:23.534	13:55:51.375	22:52.443	7.071		28.909
30	Liam Lawson			13:45:17.767	12:18.835	13:45:46.605	12:47.673	7.191		28.838
8	Daniel Juncadella			13:48:38.071	15:39.139	13:49:07.258	16:08.326	7.550		29.187
4	Maximilian Götz			13:45:16.297	12:17.365	13:45:45.991	12:47.059	8.031		29.694
18	Marvin Dienst			13:47:04.137	14:05.205	13:47:34.568	14:35.636	8.091		30.431
3	Kelvin van der Linde			13:46:54.774	13:55.842	13:47:24.673	14:25.741	8.151		29.899
9	Mike Rockenfeller			14:15:37.037	42:38.105	14:16:06.688	43:07.756	8.211		29.651
10	Esteban Muth			13:55:20.924	22:21.992	13:55:53.072	22:54.140	8.631		32.148
99	Sophia Flörsch			13:48:48.242	15:49.310	13:49:18.870	16:19.938	8.811		30.628
16	Timo Glock			14:00:34.616	27:35.684	14:01:05.163	28:06.231	8.941		30.547
37	Lucas di Grassi			14:31:22.922	58:23.990	14:31:53.936	58:55.004	9.111		31.014
12	Dev Gore			13:50:30.720	17:31.788	13:51:03.878	18:04.946	10.611		33.158
26	Esmee Hawkey			13:47:08.563	14:09.631	13:47:42.065	14:43.133	11.091		33.502
31	Sheldon van der Linde			14:17:34.873	44:35.941			34.061	Technical	
22	Lucas Auer			13:41:56.028	8:57.096				Technical	
6	Hubert Haupt			13:48:50.315	15:51.383	13:49:08.727	16:09.795		Penalty	18.412
11	Marco Wittmann			14:14:17.020	41:18.088				Technical	



Top speed list Provisional

#	Name (NAT)	Nation	Team	Car name	Speed	Lap	Race time
37	Lucas di Grassi (BRA)		Team ABT Sportsline	Audi	276.21	5	9:34.950
99	Sophia Flörsch (DEU)		Team ABT	Audi	272.04	1	40.754
9	Mike Rockenfeller (DEU)		Team ABT Sportsline	Audi	271.35	35	1:00:23.689
16	Timo Glock (DEU)		ROWE Racing	BMW	270.67	5	9:33.431
31	Sheldon van der Linde (ZAF)		ROWE Racing	BMW	270.00	9	16:24.629
57	Philip Ellis (CHE)		Mercedes-AMG Team Winward	Mercedes-AMG	268.65	1	38.647
18	Marvin Dienst (DEU)		Mercedes-AMG Team Mücke Motorsport	Mercedes-AMG	267.32	28	48:49.264
6	Hubert Haupt (DEU)		Mercedes-AMG Team HRT	Mercedes-AMG	267.32	28	49:08.515
4	Maximilian Götz (DEU)		Mercedes-AMG Team HRT	Mercedes-AMG	266.00	34	58:43.273
30	Liam Lawson (NZL)		Red Bull AF Corse	Ferrari	266.00	35	1:00:23.513
23	Alex Albon (THA)		Alpha Tauri AF Corse	Ferrari	265.35	1	39.058
12	Dev Gore (USA)		Team Rosberg	Audi	265.35	8	14:43.013
26	Esmee Hawkey (GBR)		T3 Motorsport	Lamborghini	264.05	5	9:35.233
51	Nico Müller (CHE)		Team Rosberg	Audi	264.05	7	12:59.280
11	Marco Wittmann (DEU)		Walkenhorst Motorsport	BMW	264.05	23	40:09.044
8	Daniel Juncadella (ESP)		Mercedes-AMG Team GruppeM Racing	Mercedes-AMG	263.41	34	58:45.995
36	Arjun Maini (IND)		Mercedes-AMG Team GetSpeed	Mercedes-AMG	262.77	1	38.116
5	Vincent Abril (MCO)		Mercedes-AMG Team HRT	Mercedes-AMG	262.13	29	50:25.399
10	Esteban Muth (BEL)		T3 Motorsport	Lamborghini	260.86	25	43:32.260
3	Kelvin van der Linde (ZAF)		Team ABT Sportsline	Audi	259.61	26	44:59.426
22	Lucas Auer (AUT)		Mercedes-AMG Team Winward	Mercedes-AMG	252.92	1	37.483

Hockenheimring, Length: 4574 m



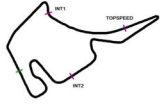
DTM Team Champion 2021

Amended
2.10.2021 - 15:11

Provisional

Rank	Name	Nation	Total	Monza				Lausitzring				Zolder				Nürburgring				Red Bull Ring				Assen				Hockenheimring				Norisring											
				O1	R1	O2	R2	O1	R1	O2	R2	O1	R1	O2	R2	O1	R1	O2	R2	O1	R1	O2	R2	O1	R1	O2	R2	O1	R1	O2	R2												
1	Red Bull AlphaTauri AF Corse		310.0		40.0	2.0	6.0		28.0	2.0	18.0		15.0		23.0		3.0	25.0	3.0	37.0	2.0	25.0	3.0	18.0	1.0	28.0	1.0	30.0															
2	Team ABT Sportsline		264.0		14.0	3.0	29.0	3.0	27.0		19.0	3.0	43.0	1.0	5.0	3.0	40.0			10.0		8.0		1.0		12.0	3.0	40.0															
3	Mercedes-AMG Team Winward		213.0	2.0			23.0		33.0	3.0	14.0		6.0	2.0	10.0	2.0	19.0		8.0		19.0		22.0		14.0	3.0	25.0	2.0	6.0														
4	Mercedes-AMG Team HRT		191.0	1.0	18.0		1.0			1.0	25.0	2.0	18.0		18.0		12.0		16.0	2.0	20.0		19.0	1.0	15.0		10.0		12.0														
5	Walkenhorst Motorsport		165.0		4.0		10.0		6.0		8.0	1.0	10.0	3.0	25.0	1.0	10.0	1.0	15.0		6.0	3.0	18.0	2.0	25.0	2.0	15.0																
6	ROWE Racing		64.0			1.0	12.0	3.0	2.0		10.0				6.0	8.0		6.0		1.0	1.0	1.0						1.0															
7	Mercedes-AMG Team GruppeM Racing		51.0	3.0	10.0						6.0					4.0	2.0	18.0										8.0															
8	Team Rosberg		51.0		6.0		18.0				1.0	1.0	12.0	6.0	3.0												4.0																
9	T3 Motorsport		48.0		1.0		2.0		4.0				8.0	2.0				10.0						10.0		7.0	4.0																
10	Mercedes-AMG Team GetSpeed		17.0													2.0			1.0	8.0		6.0																					
11	Mercedes-AMG Team Mücke Motorsport		11.0		8.0				1.0													2.0																					
12	Team ABT		6.0																						6.0																		

Hockenheimring, Length: 4574 m



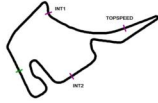
DTM Manufacturer Champion 2021

Amended
2.10.2021 - 15:12

Provisional

Rank	Manufacturer	Total	Monza				Lausitzring				Zolder				Nürburgring				Red Bull Ring				Assen				Hockenheimring				Norisring						
			O1	R1	O2	R2	O1	R1	O2	R2	O1	R1	O2	R2	O1	R1	O2	R2	O1	R1	O2	R2	O1	R1	O2	R2	O1	R1	O2	R2							
1	Mercedes-AMG	452.0	6.0	36.0		24.0		34.0	4.0	43.0	2.0	22.0	2.0	28.0	2.0	34.0	2.0	38.0	3.0	41.0		37.0	1.0	29.0	3.0	35.0	2.0	24.0									
2	Audi	321.0		20.0	3.0	47.0	3.0	27.0		20.0	3.0	44.0	1.0	17.0	3.0	46.0		3.0		10.0		8.0		7.0		16.0	3.0	40.0									
3	Ferrari	310.0		40.0	2.0	6.0		28.0	2.0	18.0		15.0		23.0			3.0	25.0	3.0	37.0	2.0	25.0	3.0	18.0	1.0	28.0	1.0	30.0									
4	BMW	229.0		4.0	1.0	22.0	3.0	8.0		18.0	1.0	10.0	3.0	31.0	1.0	18.0	1.0	21.0		7.0	4.0	19.0	2.0	37.0	2.0	15.0		1.0									
5	Lamborghini	48.0		1.0		2.0		4.0						8.0		2.0								10.0			7.0		4.0								

Hockenheimring, Length: 4574 m



DTM Driver Junior Champion 2021

Amended
2.10.2021 - 15:13

Provisional

Rank	Name	Nation	Total	Monza		Lausitzring		Zolder		Nürburgring		Red Bull Ring		Assen		Hockenheimring		Norisring	
				R1	R2	R1	R2	R1	R2	R1	R2	R1	R2	R1	R2	R1	R2	R1	R2
1	Liam Lawson		171.0	25.0		18.0	18.0		15.0			25.0	25.0	15.0	18.0	12.0			
2	Sheldon van der Linde		46.0		12.0	2.0	10.0		6.0	8.0				8.0					
3	Esteban Muth		35.0		2.0	4.0		8.0	2.0		10.0			4.0	1.0	4.0			
4	Sophia Flörsch		2.0											2.0					