

Result List Provisional

Reg. Nr.: R-12470/21

Stewards / Race Management

STEWARD	Robert Magin
STEWARD	Gerd Weidinger
STEWARD	Wolfram Heymanns
RACE DIRECTOR	Niels Wittich
CLERK OF THE COURSE	Georg-Richard Ziegahn
TECHNICAL DELEGATE	Sebastian Amorth
CHIEF TIMEKEEPER	Steffen Ruhl

Weather Start/Finish

AIR	15.3°C
TRACK	19.4°C
CONDITIONS	Dry
PRESSURE	1005 hPa
AIR	16.2°C
TRACK	20.8°C
CONDITIONS	Dry
PRESSURE	1005 hPa

Track Information

GREEN FLAG	10:30:00
CHEQUERED FLAG	10:50:00
SAFETY CAR PHASE	0
FULL COURSE YELLOW PHASE	0
TRACK NAME	Hockenheimring
TRACK LENGTH	4574m
TURN COUNT	17
FASTEST LAP:	#3. KVL - 1:36.649

STARTED: 21 CLASSIFIED: 21 NOT CLASSIFIED: 0 DISQUALIFIED: 0

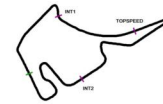
Nr. Drivers	Car	Nation Team	Lap	Best Time	Gap	Diff	Kph	Day Time
1	3 Kelvin van der Linde Audi	Team ABT Sportsline	7	1:36.649			170.3	10:48:36
2	22 Lucas Auer Mercedes-AMG	Mercedes-AMG Team Winward	3	1:37.132	0.483	0.483	169.5	10:35:36
3	30 Liam Lawson Ferrari	Red Bull AF Corse	9	1:37.261	0.612	0.129	169.3	10:49:59
4	8 Daniel Juncadella Mercedes-AMG	Mercedes-AMG Team GruppeM Racing	7	1:37.288	0.639	0.027	169.2	10:49:09
5	36 Arjun Maini Mercedes-AMG	Mercedes-AMG Team GetSpeed	8	1:37.330	0.681	0.042	169.1	10:48:26
6	4 Maximilian Götz Mercedes-AMG	Mercedes-AMG Team HRT	8	1:37.361	0.712	0.031	169.1	10:50:12
7	5 Vincent Abril Mercedes-AMG	Mercedes-AMG Team HRT	7	1:37.424	0.775	0.063	169.0	10:47:55
8	51 Nico Müller Audi	Team Rosberg	4	1:37.456	0.807	0.032	168.9	10:37:00
9	23 Alex Albon Ferrari	Alpha Tauri AF Corse	8	1:37.484	0.835	0.028	168.9	10:49:05
10	18 Marvin Dienst Mercedes-AMG	Mercedes-AMG Team Mücke Motorsport	9	1:37.521	0.872	0.037	168.8	10:49:49
11	10 Esteban Muth Lamborghini	T3 Motorsport	7	1:37.569	0.920	0.048	168.7	10:47:42
12	57 Philip Ellis Mercedes-AMG	Mercedes-AMG Team Winward	9	1:37.786	1.137	0.217	168.3	10:50:40
13	11 Marco Wittmann BMW	Walkenhorst Motorsport	4	1:37.874	1.225	0.088	168.2	10:37:48
14	26 Esmee Hawkey Lamborghini	T3 Motorsport	10	1:38.010	1.361	0.136	168.0	10:51:34
15	16 Timo Glock BMW	ROWE Racing	8	1:38.067	1.418	0.057	167.9	10:49:51
16	31 Sheldon van der Linde BMW	ROWE Racing	8	1:38.078	1.429	0.011	167.8	10:48:01
17	9 Mike Rockenfeller Audi	Team ABT Sportsline	6	1:38.213	1.564	0.135	167.6	10:50:24
18	37 Lucas di Grassi Audi	Team ABT Sportsline	4	1:38.355	1.706	0.142	167.4	10:37:22
19	99 Sophia Flörsch Audi	Team ABT	4	1:38.438	1.789	0.083	167.2	10:37:44
20	6 Hubert Haupt Mercedes-AMG	Mercedes-AMG Team HRT	10	1:38.520	1.871	0.082	167.1	10:50:34
21	12 Dev Gore Audi	Team Rosberg	8	1:38.628	1.979	0.108	166.9	10:48:48

Classification limit: 110% Time: 1:46.313

Following race director decision cancellation of the relevant lap time for car no. 16, 10, 4, 8, 12, 5, 37, 11, 23, 3, 22

Subject to final scrutineering!

Publication time:	Clerk of the Course: Georg-Richard Ziegahn	Timekeeper: Steffen Ruhl
-------------------	--	--------------------------



Sector List Provisional

Lap	Id	Time	SE1	SP1	SE2	SP2	SE3	SP3	TSP	Lap	Id	Time	SE1	SP1	SE2	SP2	SE3	SP3	TSP	
3																				theoretical besttime: 1:36.589
1	0	3:09.181	1:47.431	129	48.979	185	32.771	201	248	5	0	5:07.476	3:47.534	126	47.881	190	32.061	205	247	
2	0	1:52.151	22.530	154	50.462	185	39.159	206	212	6	0	1:51.129	22.244	158	46.875	165	42.010	207	256	
3	0	1:37.702	21.379	151	45.682	195	30.641	209	257	7	0	1:36.649	21.142	157	45.152	196	30.355	208	257	
4	0	1:37.281	21.279	155	45.510	196	30.492	207	257	8	0	1:36.690	21.212	156	45.092	197	30.386	207	257	
5	0	1:44.810			45.700	193	37.807	59	258											

4																				theoretical besttime: 1:37.266
1	0	2:52.255	1:23.579	116	53.641	175	35.035	196	202	5	0	4:58.401	3:32.891	131	52.063	173	33.447	200	213	
2	0	2:02.159	24.723	140	50.970	189	46.466	206	214	6	0	1:51.178	22.930	158	48.392	164	39.856	207	238	
3	0	1:51.328			52.833	87	35.359	206	248	7	0	1:37.394	21.558	159	45.304	195	30.532	207	255	
3	0	1:37.433	21.462	159	45.390	196	30.581	205	253	8	0	1:37.361	21.430	160	45.308	197	30.623	207	255	
4	0	1:44.603	21.472	158	45.474	196	37.657	59	255											

5																				theoretical besttime: 1:37.424
1	0	3:06.538	1:33.124	110	57.224	175	36.190	199	169	6	0	1:40.109	22.870	156	46.129	194	31.110	206	255	
2	0	1:45.308	23.541	151	47.327	191	34.440	203	254	7	0	1:37.424	21.540	160	45.420	197	30.464	205	255	
3	0	1:37.854	21.805	154	45.488	197	30.561	206	253	8	0	1:37.402			45.311	198	30.540	206	253	
4	0	1:38.037			45.418	196	31.098	205	255	8	0	1:37.786			45.461	198	30.801	204	253	
4	0	1:49.677	23.204	146	48.529	189	37.944	59	255	8			27.732	112	1:04.521	129			156	
5	0	4:40.468	3:14.560	115	52.005	186	33.903	200	235											

6																				theoretical besttime: 1:38.444
1	0	2:23.861	47.125	126	57.295	115	39.441	197	231	6	0	1:45.480	21.867	159	46.295	195	37.318	59	252	
2	0	2:12.961	25.035	146	1:05.207	178	42.719	205	150	7	0	3:58.005	2:25.116	99	57.535	164	35.354	202	190	
3	0	1:41.003	22.307	161	46.512	192	32.184	205	259	8	0	1:54.281	22.486	161	59.805	170	31.990	205	142	
4	0	1:41.172	22.061	160	46.948	192	32.163	206	255	9	0	1:40.063	22.025	160	46.205	195	31.833	206	257	
5	0	1:38.733	21.926	160	45.718	196	31.089	205	256	10	0	1:38.520	21.943	159	45.631	197	30.946	206	256	

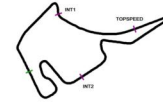
8																				theoretical besttime: 1:37.214
1	1	3:08.228	1:45.789	121	49.367	180	33.072	195	242	5	1	5:41.548	4:19.902	125	49.090	187	32.556	201	240	
2	1	1:49.427	22.935	153	49.175	187	37.317	206	251	6	1	1:43.898	22.279	152	48.574	190	33.045	207	242	
3	1	1:38.699			45.992	194	31.297	206	259	7	1	1:37.288	21.388	156	45.309	196	30.591	207	258	
3	1	1:37.438	21.314	158	45.364	196	30.760	205	259	8	1	1:55.223	21.571	151	49.162	178	44.490	51	250	
4	1	1:52.739	22.226	142	49.250	189	41.263	58	257											

9																				theoretical besttime: 1:38.154
1	0	2:25.166	57.442	130	53.511	185	34.213	196	151	4	0	10:51.290	9:26.245	154	47.187	192	37.858	206	248	
2	0	1:59.918	24.144	154	51.426	151	44.348	204	240	5	0	1:38.533	21.784	154	45.816	194	30.933	204	254	
3	0	1:50.739	22.930	140	48.231	193	39.578	58	233	6	0	1:38.213	21.461	155	45.875	195	30.877	205	254	

10																				theoretical besttime: 1:37.444
1	0	2:57.777	1:28.424	119	54.228	176	35.125	180	198	5	0	4:23.749	2:58.526	123	51.262	185	33.961	198	237	
2	0	1:48.724	23.772	144	52.661	195	32.291	206	193	6	0	1:51.510	23.227	148	55.233	190	33.050	206	118	
3	0	1:39.191	21.574	155	46.925	196	30.692	206	251	7	0	1:37.569	21.447	156	45.560	196	30.562	205	251	
3	0	1:38.084	21.511	156	45.517	196	31.056	204	251	8	0	1:37.643	21.539	156	45.435	196	30.669	206	251	
4	0	1:45.294	21.814	153	47.062	196	36.418	59	251	9	0	1:37.976	21.666	156	45.566	196	30.744	205	251	

11																				theoretical besttime: 1:37.699
1	1	2:32.404	1:01.074	118	54.108	183	37.222	201	208	5	1	5:09.100	3:45.578	122	50.199	186	33.323	201	245	
2	1	1:59.932	22.731	152	55.760	173	41.441	207	248	6	1	1:43.501	22.857	150	47.265	193	33.379	207	250	
3	1	1:38.175	21.690	156	45.523	195	30.962	207	259	7	1	1:38.100	21.630	156	45.674	195	30.796	207	254	
4	1	1:37.874	21.380	156	45.583	196	30.911	207	254	8	1	1:37.999	21.457	156	45.724	195	30.818	207	255	
5	1	1:44.836			45.686	196	37.591	60		9	1	1:38.338	21.563	154	45.826	194	30.949	207	257	

12																				theoretical besttime: 1:38.416
1	0	2:02.338	35.981	117	52.182	183	34.175	195	243	5	0	4:49.115	3:22.788	118	52.126	182	34.201	194	238	
2	0	1:45.266	23.424	143	48.713	188	33.129	204	248	6	0	1:47.245	23.505	148	48.881	187	34.859	205	248	
3	0	1:38.949	21.822	146	46.217	194	30.910	206	252	7	0	1:43.915	21.865	154	49.573	189	32.477	206	254	
4	0	1:38.408			45.909	193	30.885	206	253	8	0	1:38.628	21.763	156	45.743	196	31.122	206	254	



Sector List Provisional

Lap	Id	Time	SE1	SP1	SE2	SP2	SE3	SP3	TSP	Lap	Id	Time	SE1	SP1	SE2	SP2	SE3	SP3	TSP
4	0	1:44.286	21.883	156	46.024	193	36.379	59	254	9	0	1:38.946	21.979	155	45.825	195	31.142	205	253

16 Timo Glock(#1)



theoretical besttime: 1:37.906

1	0	2:17.395	41.745	122	56.892	153	38.758	190	231	5	0	5:22.433	3:57.601	116	51.558	185	33.274	201	248
2	0	2:00.865	24.032	137	52.437	118	44.396	205	246	6	0	1:49.255	22.951	153	47.930	189	38.374	205	251
3	0	1:38.869			45.972	195	31.237	206	258	7	0	1:38.249	21.424	151	45.822	194	31.003	207	258
3	0	1:38.084	21.373	154	45.810	196	30.901	207	257	8	0	1:38.067	21.487	155	45.711	196	30.869	208	259
4	0	1:47.667	21.417	154	45.801	196	40.449	60	257	9	0	1:38.185	21.547	154	45.664	196	30.974	208	260

18 Marvin Dienst(#1)



theoretical besttime: 1:37.404

1	0	2:12.435	31.914	104	59.262	139	41.259	198	187	6	0	1:46.882	21.941	159	46.234	194	38.707	58	256
2	0	1:49.761	24.462	139	49.958	169	35.341	207	217	7	0	5:44.792	4:12.233	112	57.404	152	35.155	200	210
3	0	1:37.896	21.813	161	45.286	197	30.797	208	254	8	0	1:44.641	24.130	141	48.196	191	32.315	207	254
4	0	1:37.565	21.497	158	45.346	197	30.722	208	255	9	0	1:37.521	21.450	160	45.243	197	30.828	209	254
5	0	1:37.937	21.481	160	45.409	197	31.047	207	257	10	0	1:37.614	21.439	159	45.384	196	30.791	207	257

22 Lucas Auer(#1)



theoretical besttime: 1:37.006

1	0	2:12.613	48.513	126	50.221	187	33.879	202	246	6	0	1:50.975	22.346	155	50.870	188	37.759	208	238
2	0	1:46.089	23.273	158	48.418	188	34.398	207	227	7	0	1:37.287	21.297	158	45.416	196	30.574	207	260
3	0	1:37.132	21.337	159	45.135	198	30.660	207	260	8	0	1:46.404	21.270	159	45.295	198	39.839	40	260
4	0	1:43.028	21.340	159	45.164	197	36.524	57	260	8									
5	0	7:43.852	6:19.277	130	50.917	181	33.658	203	222										

23 Alex Albon(#1)



theoretical besttime: 1:37.479

1	0	2:44.602	1:16.256	111	53.584	184	34.762	197	219	5	0	1:47.605	21.921	154	47.449	193	38.235	60	253
2	0	1:56.487	23.061	151	47.216	192	46.210	205	251	6	0	4:21.831	2:52.407	112	53.295	178	36.129	200	243
3	0	1:37.759	21.645	155	45.277	196	30.837	204	252	7	0	1:43.817	22.816	150	46.793	193	34.208	207	253
4	0	1:37.702	21.424	156	45.463	195	30.815	205	257	8	0	1:37.484	21.417	156	45.282	194	30.785	204	253
5	0	1:37.652			45.434	195	30.790	204		9	0	1:49.516	21.582	154	45.447	196	42.487	48	252

26 Esmee Hawkey(#1)



theoretical besttime: 1:37.891

1	0	2:08.109	35.549	117	53.518	156	39.042	198	237	6	0	5:57.104	4:29.773	119	51.472	184	35.859	204	218
2	0	1:44.504	22.447	156	46.178	194	35.879	206	251	7	0	1:44.958	21.960	156	46.643	192	36.355	205	252
3	0	1:38.568	21.953	155	45.719	197	30.896	206	252	8	0	1:38.647	21.638	156	46.011	196	30.998	204	253
4	0	1:38.190	21.572	156	45.498	197	31.120	202	252	9	0	1:38.371	21.619	155	45.692	195	31.060	205	252
5	0	1:48.006	21.660	157	46.344	189	40.002	59	254	10	0	1:38.010	21.497	156	45.590	194	30.923	204	253

30 Liam Lawson(#1)



theoretical besttime: 1:37.237

1	0	2:22.227	50.762	118	55.199	174	36.266	199	224	6	0	5:40.641	4:07.675	109	56.143	178	36.823	194	216
2	0	1:52.416	23.730	148	47.882	193	40.804	204	251	7	0	1:45.216	23.675	150	47.889	191	33.652	206	253
3	0	1:37.673	21.480	157	45.282	197	30.911	206	256	8	0	1:37.302	21.311	157	45.294	196	30.697	207	256
4	0	1:39.520	21.375	152	46.770	195	31.375	206	255	9	0	1:37.261	21.291	157	45.249	198	30.721	207	255
5	0	1:47.137	21.564	156	45.425	197	40.148	60	253	10	0	2:13.181	21.388	156	57.051	148	54.742	26	238

31 Sheldon van der Linde(#1)



theoretical besttime: 1:38.078

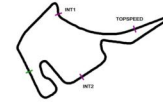
1	0	2:16.235	40.537	125	56.808	161	38.890	191	235	6	0	5:22.323	4:00.521	125	49.306	186	32.496	201	246
2	0	1:53.943	23.380	144	51.165	123	39.398	205	246	7	0	1:44.020	24.303	138	46.976	191	32.741	206	248
3	0	1:38.602	21.699	154	45.905	195	30.998	207	255	8	0	1:38.078	21.368	154	45.784	194	30.926	207	254
4	0	1:38.214	21.389	154	45.806	194	31.019	206	252	9	0	1:44.059	21.431	154	48.275	127	34.353	207	256
5	0	1:49.617	21.484	153	46.447	190	41.686	60	254	10	0	1:46.304	21.473	153	46.776	190	38.055	60	256

36 Arjun Maini(#1)



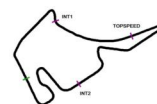
theoretical besttime: 1:37.298

1	0	2:24.035	53.040	111	54.196	182	36.799	199	228	6	0	5:33.321	4:02.152	117	54.473	169	36.696	195	234
2	0	1:58.415	23.787	144	51.488	191	43.140	207	226	7	0	1:47.371	23.662	150	50.247	176	33.462	207	256
3	0	1:37.754	21.610	159	45.526	197	30.618	207	258	8	0	1:37.330	21.473	157	45.329	197	30.528	207	257
4	0	1:37.967	21.665	158	45.450	195	30.852	206	257	9	0	1:48.072	21.520	158	45.297	196	41.255	59	258
5	0	1:49.612	23.077	145	47.635	193	38.900	57	254										



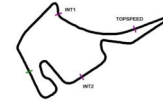
Sector List Provisional

Lap Id	Time	SE1	SP1	SE2	SP2	SE3	SP3	TSP	Lap Id	Time	SE1	SP1	SE2	SP2	SE3	SP3	TSP		
37 Lucas di Grassi(#1)									theoretical besttime: 1:38.279										
1	0	2:19.600	51.302	122	53.324	178	34.974	198	219	5	0	6:05.953	4:40.161	118	51.828	178	33.964	199	247
2	0	1:45.624	23.264	146	48.154	192	34.206	206	252	6	0	1:48.189	22.828	153	46.532	193	38.829	205	252
3	0	1:38.627	21.809	155	45.674	194	31.144	206	255	7	0	1:38.752	21.739	155	45.598	195	31.415	196	254
4	0	1:38.355	21.657	154	45.674	195	31.024	205	255	8	0	1:38.886	21.906	152	45.835	191	31.145	204	253
5	0	1:44.571	21.949	152	46.124	194	36.504	60	254										
51 Nico Müller(#1)									theoretical besttime: 1:37.260										
1	0	2:01.463	35.093	122	51.492	179	34.878	194	250	6	0	1:49.774	23.055	146	48.375	185	38.344	59	252
2	0	1:43.888	23.609	140	48.407	188	31.872	206	248	7	0	5:48.391	4:25.703	134	49.742	186	32.946	199	248
3	0	1:37.611	21.576	156	45.405	196	30.630	206	254	8	0	1:43.310	24.106	140	46.680	190	32.524	206	252
4	0	1:37.456	21.370	156	45.395	195	30.691	205	253	9	0	1:37.472	21.576	157	45.348	196	30.548	206	254
5	0	1:37.458	21.442	156	45.342	195	30.674	205	254	10	0	1:45.805	21.500	156	45.662	194	38.643	59	255
57 Philip Ellis(#1)									theoretical besttime: 1:37.441										
1	0	2:18.764	47.879	124	53.678	153	37.207	197	241	6	0	6:20.418	4:37.912	93	1:05.734	143	36.772	192	147
2	0	1:44.776	23.402	152	48.056	192	33.318	205	234	7	0	1:46.990	23.565	152	48.924	148	34.501	207	198
3	0	1:39.418	22.047	161	45.657	192	31.714	207	254	8	0	1:40.241	21.324	158	46.696	193	32.221	208	258
4	0	1:37.950	21.557	160	45.402	197	30.991	206	261	9	0	1:37.786	21.570	155	45.501	198	30.715	207	261
5	0	1:53.369	21.529	159	47.139	158	44.701	55	260										
99 Sophia Flörsch(#1)									theoretical besttime: 1:38.306										
1	0	2:27.135	58.887	115	54.154	183	34.094	199	170	6	0	5:38.396	4:12.927	115	51.664	183	33.805	204	227
2	0	1:59.419	23.129	155	51.055	161	45.235	204	207	7	0	1:53.930	23.180	155	47.155	168	43.595	203	255
3	0	1:38.801	22.011	155	45.623	195	31.167	205	257	8	0	1:38.770	21.899	154	45.725	194	31.146	204	258
4	0	1:38.438	21.537	156	45.702	194	31.199	205	255	9	0	1:38.809	21.853	151	45.751	195	31.205	204	255
5	0	1:45.983	21.779	156	45.765	193	38.439	59	255										



Pit Stops Provisional

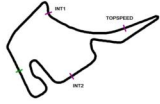
Nr	Driver	Nation	Day time in	Time in	Day time out	Time out	Stop Time	Reason	Nett Time
9	Mike Rockenfeller		10:36:12.316	6:12.316	10:45:21.520	15:21.520	8:18.335		9:09.204
22	Lucas Auer		10:37:15.284	7:15.284	10:43:07.230	13:07.230			5:51.946
12	Dev Gore		10:38:45.808	8:45.808	10:41:45.815	11:45.815			3:00.007
26	Esmee Hawkey		10:38:53.929	8:53.929	10:43:00.497	13:00.497	3:10.224		4:06.568
37	Lucas di Grassi		10:39:03.367	9:03.367	10:43:20.213	13:20.213			4:16.846
57	Philip Ellis		10:39:10.617	9:10.617	10:43:22.998	13:22.998			4:12.381
31	Sheldon van der Linde		10:39:13.235	9:13.235	10:42:49.420	12:49.420			3:36.185
30	Liam Lawson		10:39:15.586	9:15.586	10:42:58.145	12:58.145	3:12.428		3:42.559
16	Timo Glock		10:39:19.503	9:19.503	10:42:54.300	12:54.300			3:34.797
36	Arjun Maini		10:39:24.193	9:24.193	10:43:04.538	13:04.538	1:25.438		3:40.345
99	Sophia Flörsch		10:39:26.358	9:26.358	10:43:15.670	13:15.670	3:16.443		3:49.312
11	Marco Wittmann		10:39:29.846	9:29.846	10:42:51.235	12:51.235			3:21.389
10	Esteban Muth		10:39:45.623	9:45.623	10:42:22.205	12:22.205			2:36.582
5	Vincent Abril		10:39:53.956	9:53.956	10:42:45.060	12:45.060	18.472		2:51.104
3	Kelvin van der Linde		10:39:57.703	9:57.703	10:43:24.391	13:24.391			3:26.688
8	Daniel Juncadella		10:40:03.035	10:03.035	10:44:01.824	14:01.824			3:58.789
4	Maximilian Götz		10:40:04.340	10:04.340	10:43:13.206	13:13.206			3:08.866
51	Nico Müller		10:40:24.212	10:24.212	10:44:27.472	14:27.472	3:35.640		4:03.260
18	Marvin Dienst		10:40:38.975	10:38.975	10:44:26.723	14:26.723	1:02.111		3:47.748
23	Alex Albon		10:41:18.399	11:18.399	10:43:47.298	13:47.298			2:28.899
6	Hubert Haupt		10:41:19.776	11:19.776	10:43:19.138	13:19.138			1:59.362
36	Arjun Maini		10:50:10.440	20:10.440					
22	Lucas Auer		10:50:12.278	20:12.278					
23	Alex Albon		10:50:50.203	20:50.203	10:50:52.339	20:52.339			
23	Alex Albon		10:50:54.455	20:54.455					
8	Daniel Juncadella		10:51:00.514	21:00.514					
51	Nico Müller		10:51:19.180	21:19.180					
31	Sheldon van der Linde		10:51:28.018	21:28.018	10:51:29.647	21:29.647			
31	Sheldon van der Linde		10:51:31.395	21:31.395					
30	Liam Lawson		10:52:04.723	22:04.723					



Top speed list Provisional

#	Name (NAT)	Nation	Team	Car name	Speed	Lap	Race time
57	Philip Ellis (CHE)		Mercedes-AMG Team Winward	Mercedes-AMG	261.50	4	6:17.224
22	Lucas Auer (AUT)		Mercedes-AMG Team Winward	Mercedes-AMG	260.24	3	4:32.822
16	Timo Glock (DEU)		ROWE Racing	BMW	260.24	9	20:25.174
11	Marco Wittmann (DEU)		Walkenhorst Motorsport	BMW	259.61	3	5:06.782
6	Hubert Haupt (DEU)		Mercedes-AMG Team HRT	Mercedes-AMG	259.61	3	5:11.958
8	Daniel Juncadella (ESP)		Mercedes-AMG Team GruppeM Racing	Mercedes-AMG	259.61	3	7:10.504
36	Arjun Maini (IND)		Mercedes-AMG Team GetSpeed	Mercedes-AMG	258.99	9	19:00.137
99	Sophia Flörsch (DEU)		Team ABT	Audi	258.37	8	17:36.971
3	Kelvin van der Linde (ZAF)		Team ABT Sportsline	Audi	257.75	4	7:13.123
18	Marvin Dienst (DEU)		Mercedes-AMG Team Mücke Motorsport	Mercedes-AMG	257.75	10	20:23.616
23	Alex Albon (THA)		Alpha Tauri AF Corse	Ferrari	257.14	4	6:53.113
30	Liam Lawson (NZL)		Red Bull AF Corse	Ferrari	256.53	3	4:48.949
31	Sheldon van der Linde (ZAF)		ROWE Racing	BMW	256.53	9	18:35.343
5	Vincent Abril (MCO)		Mercedes-AMG Team HRT	Mercedes-AMG	255.92	6	15:13.642
4	Maximilian Götz (DEU)		Mercedes-AMG Team HRT	Mercedes-AMG	255.92	7	17:31.702
37	Lucas di Grassi (BRA)		Team ABT Sportsline	Audi	255.31	3	4:39.967
51	Nico Müller (CHE)		Team Rosberg	Audi	255.31	10	20:11.171
12	Dev Gore (USA)		Team Rosberg	Audi	254.71	4	7:39.764
9	Mike Rockenfeller (DEU)		Team ABT Sportsline	Audi	254.71	5	17:41.877
26	Esmee Hawkey (GBR)		T3 Motorsport	Lamborghini	254.11	5	7:43.936
10	Esteban Muth (BEL)		T3 Motorsport	Lamborghini	251.74	4	8:38.599

Hockenheimring, Length: 4574 m

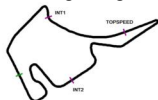


DTM Manufacturer Champion 2021

Provisional

Rank	Manufacturer	Total	Monza				Lausitzring				Zolder				Nürburgring				Red Bull Ring				Assen				Hockenheimring				Norisring								
			O1	R1	O2	R2	O1	R1	O2	R2	O1	R1	O2	R2	O1	R1	O2	R2	O1	R1	O2	R2	O1	R1	O2	R2	O1	R1	O2	R2									
1	Mercedes-AMG	428.0	6.0	36.0		24.0		34.0	4.0	43.0	2.0	22.0	2.0	28.0	2.0	34.0	2.0	38.0	3.0	41.0		37.0	1.0	29.0	3.0	35.0	2.0												
2	Audi	281.0		20.0	3.0	47.0	3.0	27.0		20.0	3.0	44.0	1.0	17.0	3.0	46.0		3.0		10.0		8.0		7.0		16.0	3.0												
3	Ferrari	280.0		40.0	2.0	6.0		28.0	2.0	18.0		15.0		23.0			3.0	25.0	3.0	37.0	2.0	25.0	3.0	18.0	1.0	28.0	1.0												
4	BMW	228.0		4.0	1.0	22.0	3.0	8.0		18.0	1.0	10.0	3.0	31.0	1.0	18.0	1.0	21.0		7.0	4.0	19.0	2.0	37.0	2.0	15.0													
5	Lamborghini	44.0		1.0		2.0		4.0						8.0		2.0								10.0		7.0													

Hockenheimring, Length: 4574 m



DTM Team Champion 2021

Provisional

Rank	Name	Nation	Total	Monza				Lausitzring				Zolder				Nürburgring				Red Bull Ring				Assen				Hockenheimring				Norisring									
				Q1	R1	Q2	R2	Q1	R1	Q2	R2	Q1	R1	Q2	R2	Q1	R1	Q2	R2	Q1	R1	Q2	R2	Q1	R1	Q2	R2	Q1	R1	Q2	R2										
1	Red Bull AlphaTauri AF Corse		280.0		40.0	2.0	6.0		28.0	2.0	18.0		15.0		23.0			3.0	25.0	3.0	37.0	2.0	25.0	3.0	18.0	1.0	28.0	1.0													
2	Team ABT Sportsline		224.0		14.0	3.0	29.0	3.0	27.0		19.0	3.0	43.0	1.0	5.0	3.0	40.0				10.0		8.0		1.0		12.0	3.0													
3	Mercedes-AMG Team Winward		207.0	2.0			23.0		33.0	3.0	14.0		6.0	2.0	10.0	2.0	19.0		8.0		19.0		22.0		14.0	3.0	25.0	2.0													
4	Mercedes-AMG Team HRT		179.0	1.0	18.0		1.0			1.0	25.0	2.0	18.0		18.0		12.0		16.0	2.0	20.0		19.0	1.0	15.0		10.0														
5	Walkenhorst Motorsport		165.0		4.0		10.0		6.0		8.0	1.0	10.0	3.0	25.0	1.0	10.0	1.0	15.0		6.0	3.0	18.0	2.0	25.0	2.0	15.0														
6	ROWE Racing		63.0			1.0	12.0	3.0	2.0		10.0				6.0	8.0		6.0		1.0	1.0	1.0		12.0																	
7	Team Rosberg		51.0		6.0		18.0				1.0		1.0		12.0		6.0		3.0								4.0														
8	T3 Motorsport		44.0		1.0		2.0		4.0				8.0		2.0				10.0					10.0		7.0															
9	Mercedes-AMG Team GruppeM Racing		43.0	3.0	10.0						6.0					4.0	2.0	18.0																							
10	Mercedes-AMG Team GetSpeed		17.0													2.0			1.0	8.0		6.0																			
11	Mercedes-AMG Team Mücke Motorsport		11.0		8.0				1.0													2.0																			
12	Team ABT		6.0																					6.0																	