

### Result List Provisional

Reg. Nr.: R-12548/21

#### Stewards / Race Management

STEWARD	Robert Magin
STEWARD	Gerd Weidinger
STEWARD	Hans-Peter Hausladen
RACE DIRECTOR	Niels Wittich
CLERK OF THE COURSE	Andreas Schwarz
TECHNICAL DELEGATE	Sebastian Amorth
CHIEF TIMEKEEPER	Danny Reitzenstein

#### Weather Start/Finish

AIR	10.3°C
TRACK	9.1°C
CONDITIONS	Dry
PRESSURE	990 hPa
AIR	10.9°C
TRACK	9.1°C
CONDITIONS	Dry
PRESSURE	990 hPa

#### Track Information

GREEN FLAG	10:00:00
CHEQUERED FLAG	10:20:00
SAFETY CAR PHASE	0
FULL COURSE YELLOW PHASE	0
TRACK NAME	Norisring
TRACK LENGTH	2300m
TURN COUNT	4
FASTEST LAP:	#30. LAW - 48.720

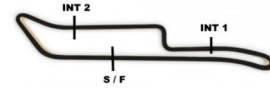
STARTED: 20 CLASSIFIED: 20 NOT CLASSIFIED: 0 DISQUALIFIED: 0

Nr. Drivers	Car	Nation	Team	Lap	Best Time	Gap	Diff	Kph	Day Time
1	30 Liam Lawson Ferrari		Red Bull AF Corse	20	48.720			169.9	10:19:57
2	3 Kelvin van der Linde Audi		Team ABT Sportsline	20	48.904	0.184	0.184	169.3	10:19:23
3	22 Lucas Auer Mercedes-AMG		Mercedes-AMG Team Winward	18	48.931	0.211	0.027	169.2	10:19:06
4	36 Arjun Maini Mercedes-AMG		Mercedes-AMG Team GetSpeed	9	48.938	0.218	0.007	169.1	10:08:15
5	4 Maximilian Götz Mercedes-AMG		Mercedes-AMG Team HRT	19	48.960	0.240	0.022	169.1	10:18:31
6	57 Philip Ellis Mercedes-AMG		Mercedes-AMG Team Winward	19	48.986	0.266	0.026	169.0	10:19:17
7	8 Daniel Juncadella Mercedes-AMG		Mercedes-AMG Team GruppeM Racing	18	49.024	0.304	0.038	168.8	10:17:51
8	23 Nick Cassidy Ferrari		Alpha Tauri AF Corse	18	49.038	0.318	0.014	168.8	10:17:05
9	51 Nico Müller Audi		Team Rosberg	21	49.189	0.469	0.151	168.3	10:19:43
10	10 Esteban Muth Lamborghini		T3 Motorsport	10	49.251	0.531	0.062	168.1	10:09:22
11	5 Vincent Abril Mercedes-AMG		Mercedes-AMG Team HRT	18	49.270	0.550	0.019	168.0	10:19:29
12	9 Mike Rockenfeller Audi		Team ABT Sportsline	22	49.291	0.571	0.021	167.9	10:20:16
13	37 Lucas di Grassi Audi		Team ABT Sportsline	20	49.292	0.572	0.001	167.9	10:18:43
14	18 Maximilian Buhk Mercedes-AMG		Mercedes-AMG Team Mücke Motorsport	20	49.292	0.572		167.9	10:20:05
15	99 Sophia Flörsch Audi		Team ABT	18	49.444	0.724	0.152	167.4	10:17:09
16	16 Timo Glock BMW		ROWE Racing	18	49.472	0.752	0.028	167.3	10:17:58
17	31 Sheldon van der Linde BMW		ROWE Racing	8	49.487	0.767	0.015	167.3	10:07:45
18	26 Esmee Hawkey Lamborghini		T3 Motorsport	16	49.517	0.797	0.030	167.2	10:19:44
19	11 Marco Wittmann BMW		Walkenhorst Motorsport	19	49.568	0.848	0.051	167.0	10:19:42
20	12 Dev Gore Audi		Team Rosberg	20	49.753	1.033	0.185	166.4	10:19:14

Classification limit: 110% Time: 53.592

Subject to final scrutineering!

Publication time:	Clerk of the Course: Andreas Schwarz	Timekeeper: Danny Reitzenstein
-------------------	--------------------------------------	--------------------------------



### Sector List Provisional

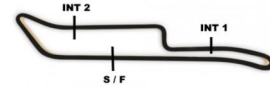
Lap Id	Time	SE1	SP1	SE2	SP2	SE3	SP3	TSP	Lap Id	Time	SE1	SP1	SE2	SP2	SE3	SP3	TSP		
<b>3</b> Kelvin van der Linde(#1)									<b>theoretical besttime: 48.898</b>										
1	0	1:45.936	1:04.060	136	22.641	169	19.235	204	103	12	0	59.111	23.034	137	19.010	191	17.067	214	181
2	0	54.846	21.142	177	16.741	213	16.963	216	232	13	0	51.579	19.353	178	15.978	213	16.248	217	241
3	0	55.523	19.259	179	16.240	145	20.024	216	251	14	0	50.740	18.956	179	15.626	215	16.158	218	250
4	0	50.443	18.865	178	15.428	212	16.150	218	252	15	0	49.469	18.411	181	15.166	216	15.892	219	252
5	0	49.647	18.464	179	15.233	214	15.950	218	252	16	0	50.799	18.230	179	15.617	180	16.952	218	253
6	0	49.255	18.236	179	15.186	215	15.833	<b>219</b>	<b>253</b>	17	0	49.570	18.646	181	15.099	216	15.825	218	253
7	0	52.421	18.651	147	16.769	191	17.001	218	253	18	0	49.003	18.169	180	15.047	213	15.787	218	252
8	0	49.211	18.208	179	15.112	216	15.891	216	250	19	0	49.100	18.222	180	15.026	217	15.852	218	253
9	0	48.959	18.145	179	15.017	216	15.797	217	253	<b>20</b>	<b>0</b>	<b>48.904</b>	<b>18.131</b>	<b>181</b>	<b>14.997</b>	<b>216</b>	<b>15.776</b>	<b>217</b>	<b>253</b>
10	0	1:09.477	18.287	178	15.201	<b>218</b>	35.989	253	20	0	48.908	18.133	179	<b>14.991</b>	<b>217</b>	15.784	216	253	
11	0	1:58.939	1:12.428	91	24.721	59	21.790	210	138										

<b>4</b> Maximilian Götz(#1)									<b>theoretical besttime: 48.938</b>										
1	0	1:38.566	59.891	134	20.051	150	18.624	202	105	12	0	54.679	19.658	169	18.183	177	16.838	217	240
2	0	56.244	21.633	155	17.300	182	17.311	214	210	13	0	52.082	19.276	163	16.335	196	16.471	217	247
3	0	52.767	20.082	176	16.177	213	16.508	214	233	14	0	52.037	18.594	181	16.677	177	16.766	219	252
4	0	51.595	18.853	181	16.240	203	16.502	<b>220</b>	249	15	0	51.073	18.589	181	15.633	216	16.851	220	<b>254</b>
5	0	51.950	18.929	176	16.426	197	16.595	219	253	16	0	49.253	18.248	183	15.230	218	15.775	218	253
6	0	51.453	18.422	181	15.627	171	17.404	218	253	17	0	49.197	18.223	182	15.197	217	15.777	216	250
7	0	49.622	18.358	181	15.352	217	15.912	218	252	18	0	51.446	18.333	182	16.662	174	16.451	218	253
8	0	49.227	18.249	181	15.198	218	15.780	215	253	19	<b>0</b>	<b>48.960</b>	<b>18.153</b>	<b>182</b>	<b>15.074</b>	<b>218</b>	15.733	217	253
9	0	49.132	18.255	181	15.166	218	<b>15.711</b>	216	253	20	0	50.033	18.293	181	15.164	201	16.576	219	252
10	0	1:10.365	18.206	181	15.533	208	36.626	250	21	0	49.225	18.186	181	15.090	218	15.949	216	254	
11	0	2:01.015	1:25.702	133	18.095	189	17.218	194	151										

<b>5</b> Vincent Abril(#1)									<b>theoretical besttime: 49.190</b>										
1	0	1:57.198	1:16.137	134	20.813	144	20.248	193	111	11	0	55.508	20.878	176	16.772	212	17.858	185	218
2	0	59.243	23.009	154	18.063	175	18.171	203	173	12	0	53.518	20.812	178	16.313	214	16.393	219	228
3	0	54.218	20.534	177	16.832	201	16.852	215	218	13	0	52.625	20.049	172	16.313	216	16.263	220	253
4	0	55.741	19.902	177	16.858	135	18.981	216	222	14	0	49.727	18.365	181	15.327	217	16.035	219	253
5	0	50.695	18.719	180	15.719	216	16.257	217	253	15	0	49.775	18.510	180	15.393	218	15.872	216	<b>254</b>
6	0	49.765	18.509	<b>182</b>	15.434	216	15.822	217	253	16	0	49.309	18.303	181	15.214	217	15.792	219	254
7	0	49.554	18.400	181	15.299	217	15.855	218	253	17	0	49.423	18.331	182	15.259	218	15.833	217	253
8	0	51.391	18.378	182	16.994	210	16.019	217	253	18	<b>0</b>	<b>49.270</b>	<b>18.239</b>	<b>181</b>	15.269	218	<b>15.762</b>	<b>218</b>	249
9	0	1:13.508	19.711	142	17.236	202	36.561	253	19	0	49.372	18.336	181	<b>15.189</b>	<b>218</b>	15.847	216	253	
10	0	3:18.060	2:39.681	155	19.567	164	18.812	205	120										

<b>8</b> Daniel Juncadella(#1)									<b>theoretical besttime: 48.885</b>										
1	1	1:37.059	59.080	150	19.055	191	18.924	202	106	12	1	53.346	20.113	178	16.495	213	16.738	217	239
2	1	55.375	21.578	172	16.789	210	17.008	214	218	13	1	52.481	19.653	178	16.243	213	16.585	214	245
3	1	52.651	19.916	178	16.294	212	16.441	219	238	14	1	51.063	19.066	181	15.694	215	16.303	219	251
4	1	51.333	19.496	180	15.667	215	16.170	216	252	15	1	49.842	18.611	181	15.309	216	15.922	220	254
5	1	50.212	18.765	181	15.409	216	16.038	221	250	16	1	49.780	18.218	182	15.552	217	16.010	221	<b>255</b>
6	1	51.848	18.796	181	15.439	197	17.613	<b>222</b>	254	17	1	49.482	18.282	182	15.088	217	16.112	220	254
7	1	49.509	18.482	181	15.244	217	15.783	217	253	18	<b>1</b>	<b>49.024</b>	<b>18.174</b>	<b>182</b>	15.021	217	15.829	221	255
8	1	49.294	18.413	182	15.091	216	15.790	219	253	19	1	50.041	18.775	181	15.476	217	15.790	220	254
9	1	49.028	18.264	181	15.073	216	<b>15.691</b>	218	254	20	1	49.074	18.297	181	15.043	218	15.734	221	254
10	1	1:13.085	19.344	163	16.599	203	37.142	254	21	1	49.033	18.221	181	<b>15.020</b>	<b>217</b>	15.792	217	254	
11	1	2:16.542	1:39.261	149	19.003	195	18.278	212	100										

<b>9</b> Mike Rockenfeller(#1)									<b>theoretical besttime: 49.176</b>										
1	0	1:23.088	45.639	153	19.219	165	18.230	210	137	12	0	1:10.898	18.369	179	16.544	213	35.985	250	
2	0	55.776	21.316	175	17.184	210	17.276	211	201	13	0	1:29.981	52.896	172	18.408	178	18.677	212	169
3	0	54.559	20.360	176	16.603	209	17.596	215	202	14	0	52.393	19.833	177	16.241	211	16.319	216	227
4	0	57.786	19.296	173	17.934	139	20.556	<b>220</b>	247	15	0	52.052	19.469	178	16.244	213	16.339	218	249
5	0	53.960	18.771	179	15.813	172	19.376	219	<b>252</b>	16	0	50.561	18.916	178	15.561	214	16.084	218	252
6	0	50.276	18.730	178	15.498	213	16.048	216	252	17	0	49.806	18.514	179	15.264	214	16.028	217	249
7	0	49.738	18.461	178	15.344	212	15.933	215	250	18	0	49.381	18.336	179	15.141	216	15.904	216	251
8	0	49.520	18.383	178	15.345	215	<b>15.792</b>	216	250	19	0	49.372	18.434	178	<b>15.109</b>	<b>214</b>	15.829	217	250
9	0	49.691	18.379	179	15.220	213	16.092	216	250	20	0	49.887	18.359	180	15.433	214	16.095	217	248
10	0	49.489	18.347	179	15.259	215	15.883	215	251	21	0	49.557	18.423	180	15.188	216	15.946	216	250
11	0	49.437	18.355	<b>180</b>	15.232	214	15.850	215	250	<b>22</b>	<b>0</b>	<b>49.291</b>	<b>18.275</b>	<b>179</b>	15.172	217	15.844	216	252



### Sector List Provisional

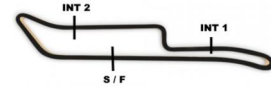
Lap	Id	Time	SE1	SP1	SE2	SP2	SE3	SP3	TSP	Lap	Id	Time	SE1	SP1	SE2	SP2	SE3	SP3	TSP
<b>10</b>	Esteban Muth(#1)									<b>theoretical besttime: 49.128</b>									
1	0	1:40.418	1:00.314	136	20.747	164	19.357	180	103	12	0	2:22.036	1:44.677	168	19.629	183	17.730	212	109
2	0	56.355	21.627	160	17.541	209	17.187	206	220	13	0	53.829	19.806	180	17.179	187	16.844	214	245
3	0	53.030	20.520	179	16.189	212	16.321	208	213	14	0	50.899	18.838	179	15.830	213	16.231	218	251
4	0	51.121	19.334	180	15.824	213	15.963	<b>219</b>	229	15	0	49.823	18.529	180	15.422	216	15.872	218	251
5	0	52.037	19.208	<b>183</b>	15.764	208	17.065	219	254	16	0	49.598	18.280	180	15.254	216	16.064	219	253
6	0	51.372	18.368	181	16.334	186	16.670	218	<b>255</b>	17	0	49.539	18.263	179	15.325	216	15.951	217	253
7	0	49.504	18.188	179	15.489	216	15.827	216	254	18	0	49.258	18.223	180	15.263	216	<b>15.772</b>	<b>217</b>	253
8	0	49.304	18.199	180	15.317	216	15.788	217	253	19	0	49.575	18.388	180	<b>15.237</b>	<b>216</b>	15.950	217	252
9	0	49.639	18.447	180	15.369	<b>216</b>	15.823	216	247	20	0	49.734	18.301	179	15.237	216	16.196	218	253
10	<b>0</b>	<b>49.251</b>	<b>18.119</b>	180	15.294	215	15.838	216	253	21	0	1:10.521	18.381	180	15.924	198	36.216		254
11	0	1:08.645	18.285	181	15.489	216	34.871		252										

<b>11</b>	Marco Wittmann(#1)									<b>theoretical besttime: 49.437</b>									
1	1	1:20.079	41.147	145	19.382	167	19.550	202	120	11	1	1:11.010	18.974	180	15.757	201	36.279		254
2	1	57.051	21.406	175	17.696	196	17.949	216	216	12	1	3:29.932	2:52.208	150	18.847	174	18.877	207	130
3	1	53.691	20.050	178	16.523	215	17.118	218	237	13	1	53.500	20.277	178	16.446	214	16.777	217	237
4	1	54.403	19.120	180	16.448	194	18.835	219	254	14	1	50.671	18.921	180	15.623	217	16.127	219	251
5	1	53.779	18.666	182	15.466	194	19.647	<b>220</b>	256	15	1	50.089	18.797	181	15.300	219	15.992	219	252
6	1	49.768	18.483	182	15.263	<b>220</b>	16.022	219	<b>257</b>	16	1	49.575	18.445	181	15.149	219	15.981	219	254
7	1	49.909	18.575	182	15.352	218	15.982	220	256	17	1	49.664	18.487	181	15.190	219	15.987	219	254
8	1	49.706	<b>18.390</b>	182	15.193	220	16.123	219	256	18	1	49.652	18.591	181	15.143	220	<b>15.918</b>	<b>218</b>	253
9	1	49.658	18.514	<b>183</b>	15.154	219	15.990	218	254	19	1	<b>49.568</b>	18.503	182	<b>15.129</b>	<b>219</b>	15.936	219	254
10	1	49.928	18.566	181	15.177	220	16.185	219	255	20	1	49.582	18.398	182	15.129	219	16.055	218	254

<b>12</b>	Dev Gore(#1)									<b>theoretical besttime: 49.621</b>									
1	0	1:46.701	1:03.419	133	21.954	147	21.328	201	97	12	0	1:09.129	18.521	178	15.581	214	35.027		249
2	0	57.012	21.853	173	17.428	200	17.731	213	219	13	0	1:36.811	58.174	157	19.062	169	19.575	193	116
3	0	54.714	19.832	177	16.782	197	18.100	217	247	14	0	55.489	21.170	175	17.210	200	17.109	213	228
4	0	51.674	19.156	178	16.116	211	16.402	218	247	15	0	53.117	19.852	177	16.430	208	16.835	214	245
5	0	50.599	18.752	178	15.685	212	16.162	216	249	16	0	53.238	19.272	176	17.199	191	16.767	217	249
6	0	50.764	18.587	178	15.698	213	16.479	216	250	17	0	50.892	18.717	179	15.820	212	16.355	216	251
7	0	50.331	18.694	<b>179</b>	15.646	213	15.991	<b>218</b>	250	18	0	50.168	18.622	179	15.434	213	16.112	216	250
8	0	50.214	18.619	179	15.515	213	16.080	217	<b>253</b>	19	0	49.894	<b>18.444</b>	<b>179</b>	15.447	214	16.003	216	249
9	0	51.959	18.725	161	16.754	206	16.480	218	250	20	0	<b>49.753</b>	18.460	179	15.369	213	<b>15.924</b>	<b>216</b>	249
10	0	50.486	18.708	178	15.449	213	16.329	216	250	21	0	49.823	18.575	179	<b>15.253</b>	<b>214</b>	15.995	216	250
11	0	50.825	18.476	178	16.141	211	16.208	216	248										

<b>16</b>	Timo Glock(#1)									<b>theoretical besttime: 49.472</b>									
1	0	2:03.571	1:26.199	156	19.138	180	18.234	212	138	12	0	1:50.710	1:14.322	173	19.019	194	17.369	216	136
2	0	54.983	20.702	177	16.958	210	17.323	216	219	13	0	52.475	19.704	180	16.166	216	16.605	219	250
3	0	53.484	20.084	180	16.170	213	17.230	216	216	14	0	50.635	18.775	181	15.570	216	16.290	219	253
4	0	56.846	21.563	173	16.814	140	18.469	219	247	15	0	49.901	18.504	183	15.276	218	16.121	219	247
5	0	50.431	18.848	181	15.443	218	16.140	<b>220</b>	255	16	0	49.744	18.438	182	15.294	218	16.012	218	245
6	0	49.839	18.473	181	15.400	<b>218</b>	15.966	219	249	17	0	49.796	18.507	181	15.320	217	15.969	219	246
7	0	49.845	18.440	180	15.350	218	16.055	219	247	18	<b>0</b>	<b>49.472</b>	<b>18.392</b>	<b>181</b>	<b>15.180</b>	<b>218</b>	<b>15.900</b>	<b>217</b>	242
8	0	49.726	18.451	181	15.271	218	16.004	219	<b>256</b>	19	0	49.922	18.481	180	15.328	218	16.113	219	245
9	0	49.885	18.459	180	15.348	218	16.078	217	256	20	0	50.501	18.468	181	15.303	216	16.730	175	247
10	0	54.377	18.991	157	17.557	166	17.829	217	255	21	0	1:27.289	27.661	128	20.381	142	39.247		170
11	0	1:12.161	18.661	180	16.458	211	37.042		253										

<b>18</b>	Maximilian Buhk(#1)									<b>theoretical besttime: 49.242</b>									
1	0	2:12.164	1:01.185	92	27.465	98	43.514		82	11	0	1:09.790	18.481	182	15.247	218	36.062		253
2	0	1:34.610	57.213	144	19.327	174	18.070	213	116	12	0	1:30.726	53.215	173	18.951	170	18.560	196	134
3	0	54.421	20.415	178	16.902	204	17.104	218	227	13	0	55.837	20.596	174	17.808	184	17.433	217	219
4	0	51.688	19.342	181	15.874	215	16.472	218	244	14	0	55.159	19.657	179	18.356	170	17.146	220	244
5	0	50.194	18.726	181	15.504	216	15.964	220	252	15	0	50.904	18.751	181	15.588	216	16.565	220	253
6	0	49.818	18.492	181	15.369	216	15.957	218	252	16	0	50.371	18.649	183	15.289	218	16.433	220	<b>254</b>
7	0	49.688	18.498	182	15.287	216	15.903	217	252	17	0	49.478	18.401	182	15.212	218	15.865	220	254
8	0	49.610	18.391	182	15.414	216	<b>15.805</b>	217	252	18	0	50.883	18.400	181	15.268	208	17.215	220	253
9	0	49.481	18.363	182	15.189	217	15.929	219	252	19	0	49.389	<b>18.348</b>	<b>182</b>	15.153	218	15.888	220	254
10	0	51.432	18.678	<b>183</b>	15.682	195	17.072	<b>221</b>	253	20	<b>0</b>	<b>49.292</b>	18.361	182	<b>15.089</b>	<b>218</b>	15.842	218	253



### Sector List Provisional

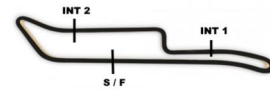
Lap Id	Time	SE1	SP1	SE2	SP2	SE3	SP3	TSP	Lap Id	Time	SE1	SP1	SE2	SP2	SE3	SP3	TSP
<b>22</b>	Lucas Auer(#1)								<b>theoretical besttime: 48.931</b>								
1 0	1:22.184	44.733	155	19.002	186	18.449	205	129	11 0	3:39.445	3:03.562	159	17.823	192	18.060	212	133
2 0	55.893	21.282	171	17.115	194	17.496	213	221	12 0	54.460	20.707	174	16.685	203	17.068	211	227
3 0	54.743	20.246	173	16.540	186	17.957	218	226	13 0	51.962	19.716	177	15.844	213	16.402	214	236
4 0	56.139	18.943	150	17.940	147	19.256	223	250	14 0	50.979	18.878	181	15.425	211	16.676	222	242
5 0	53.524	18.361	181	15.373	216	19.790	<b>224</b>	<b>255</b>	15 0	49.216	18.287	182	15.128	218	15.801	220	254
6 0	50.874	18.245	181	15.508	215	17.121	<b>222</b>	<b>256</b>	16 0	49.097	18.198	182	15.070	217	15.829	220	253
7 0	49.242	18.195	182	15.200	217	15.847	219	254	17 0	50.584	18.825	177	15.774	216	15.985	221	253
8 0	49.254	18.224	181	15.208	218	15.822	221	254	18 0	<b>48.931</b>	<b>18.176</b>	<b>182</b>	<b>15.061</b>	<b>219</b>	<b>15.694</b>	<b>219</b>	<b>253</b>
9 0	49.288	18.385	183	15.110	218	15.793	219	255	19 0	53.001	18.935	178	17.414	170	16.652	221	254
10 0	1:10.256	18.719	<b>184</b>	15.362	211	36.175		253	20 0		18.200	182	15.094	218			254

<b>23</b>	Nick Cassidy(#1)								<b>theoretical besttime: 48.934</b>								
1 0	1:12.988	35.912	143	18.933	181	18.143	192	128	12 0	54.967	20.937	177	16.693	209	17.337	197	213
2 0	1:00.699	22.086	156	21.235	190	17.378	215	196	13 0	54.952	21.052	170	16.955	213	16.945	213	203
3 0	51.683	19.334	181	15.964	216	16.385	218	235	14 0	53.516	19.906	168	17.076	214	16.534	218	232
4 0	55.984	18.926	181	19.496	201	17.562	219	252	15 0	51.336	18.545	183	16.501	213	16.290	218	253
5 0	53.952	18.643	181	15.521	197	19.788	220	254	16 0	49.274	18.283	182	15.185	217	15.806	219	254
6 0	49.572	18.465	182	15.214	217	15.893	219	254	17 0	54.459	18.768	179	17.821	145	17.870	220	255
7 0	49.517	18.342	182	15.226	218	15.949	219	254	18 0	<b>49.038</b>	<b>18.182</b>	<b>182</b>	15.073	217	15.783	219	255
8 0	49.350	18.282	182	15.189	217	15.879	218	254	19 0	51.710	18.226	181	15.578	182	17.906	219	255
9 0	49.094	18.292	181	<b>14.980</b>	<b>219</b>	15.822	219	254	20 0	49.756	18.308	182	15.131	218	16.317	218	254
10 0	1:12.865	18.811	165	16.702	193	37.352		251	21 0	49.252	18.254	182	15.120	218	15.878	219	254
11 0	1:31.686	53.982	151	19.686	189	18.018	208	144	22 0	49.087	18.200	181	15.115	217	<b>15.772</b>	<b>218</b>	<b>256</b>

<b>26</b>	Esmee Hawkey(#1)								<b>theoretical besttime: 49.288</b>								
1 0	3:21.417	2:40.946	128	21.297	160	19.174	174	109	10 0	49.828	18.487	179	15.489	214	15.852	217	249
2 0	59.121	23.838	167	17.918	180	17.365	216	194	11 0	50.140	18.445	179	15.595	216	16.100	219	250
3 0	57.270	21.026	178	17.024	201	19.220	200	206	12 0	49.922	18.471	178	15.579	216	15.872	217	254
4 0	53.057	20.328	178	16.255	212	16.474	216	244	13 0	49.588	18.412	178	15.364	216	15.812	217	254
5 0	50.494	18.740	180	15.704	213	16.050	217	250	14 0	49.891	18.323	179	15.421	215	16.147	218	253
6 0	50.119	18.554	179	15.539	213	16.026	216	<b>254</b>	15 0	49.629	18.546	180	15.299	216	<b>15.784</b>	<b>217</b>	249
7 0	1:09.539	18.467	178	15.726	212	35.346		250	16 0	<b>49.517</b>	<b>18.259</b>	<b>179</b>	15.441	215	15.817	217	
8 0	4:04.403	3:29.472	175	16.983	170	17.948	216	127	17 0	49.555	18.349	179	<b>15.245</b>	<b>216</b>	15.961	216	251
9 0	50.353	18.689	178	15.688	213	15.976	216	246									

<b>30</b>	Liam Lawson(#1)								<b>theoretical besttime: 48.505</b>								
1 0	1:12.115	32.753	145	20.023	177	19.339	203	133	12 0	52.577	19.953	180	16.177	216	16.447	217	236
2 0	58.514	21.688	175	18.828	183	17.998	210	207	13 0	51.436	19.242	181	16.161	217	16.033	219	250
3 0	53.338	20.058	181	16.500	215	16.780	219	228	14 0	50.459	18.637	182	15.604	217	16.218	219	253
4 0	55.586	19.353	179	18.892	145	17.341	219	247	15 0	49.585	18.352	183	15.195	218	16.038	220	253
5 0	52.639	18.789	182	16.000	151	17.850	219	251	16 0	48.903	18.233	182	15.082	218	15.588	219	254
6 0	49.620	18.515	182	15.310	218	15.795	219	253	17 0	48.916	<b>18.066</b>	<b>184</b>	15.041	218	15.809	219	254
7 0	49.139	18.222	182	15.270	217	15.647	<b>220</b>	<b>254</b>	18 0	48.766	18.133	183	15.012	218	15.621	219	252
8 0	48.966	18.174	182	15.169	<b>218</b>	15.623	219	254	19 0	50.273	18.406	181	15.758	212	16.109	219	253
9 0	1:09.804	18.220	182	15.446	218	36.138		254	20 0	<b>48.720</b>	18.155	183	15.013	218	<b>15.552</b>	<b>218</b>	254
10 0	3:03.900	2:26.874	148	18.953	198	18.073	211	127	21 0	1:13.739	18.151	183	<b>14.887</b>	<b>218</b>	40.701		252
11 0	54.176	20.470	178	16.779	212	16.927	216	224									

<b>31</b>	Sheldon van der Linde(#1)								<b>theoretical besttime: 49.462</b>								
1 0	1:45.721	1:05.921	138	20.474	184	19.326	205	105	12 0	53.304	19.887	177	16.336	213	17.081	216	244
2 0	54.056	20.759	175	16.468	213	16.829	218	234	13 0	50.765	18.932	179	15.548	216	16.285	216	249
3 0	53.652	19.036	180	16.062	168	18.554	219	253	14 0	49.881	18.493	180	15.348	218	16.040	219	253
4 0	50.409	18.702	181	15.483	217	16.224	218	254	15 0	50.336	18.525	180	15.313	218	16.498	219	254
5 0	51.027	18.653	<b>182</b>	15.687	217	16.687	219	255	16 0	49.889	18.667	181	15.236	218	15.986	219	249
6 0	49.967	18.554	182	15.402	<b>218</b>	16.011	<b>220</b>	256	17 0	49.806	18.556	180	15.240	218	16.010	218	255
7 0	51.116	18.452	181	15.478	177	17.186	218	<b>257</b>	18 0	49.645	18.487	181	<b>15.175</b>	<b>218</b>	15.983	218	242
8 0	<b>49.487</b>	<b>18.355</b>	181	15.200	218	<b>15.932</b>	218	256	19 0	49.902	18.559	181	15.298	217	16.045	218	255
9 0	49.735	18.438	181	15.307	218	15.990	218	254	20 0	51.416	19.433	181	15.806	217	16.177	218	242
10 0	1:08.951	18.485	180	15.250	218	35.216		254	21 0	1:10.950	18.673	181	16.372	213	35.905		255
11 0	2:05.650	1:28.306	158	18.621	184	18.723	208	139									



### Sector List Provisional

Lap Id	Time	SE1	SP1	SE2	SP2	SE3	SP3	TSP	Lap Id	Time	SE1	SP1	SE2	SP2	SE3	SP3	TSP		
<b>36</b>	Arjun Maini(#1)								<b>theoretical besttime: 48.845</b>										
1	0	1:17.881	38.436	139	19.922	165	19.523	200	127	12	0	56.943	20.999	171	17.245	213	18.699	213	231
2	0	57.934	22.082	160	18.074	184	17.778	209	219	13	0	53.880	20.181	175	16.645	210	17.054	216	240
3	0	53.544	20.293	177	16.637	199	16.614	216	242	14	0	52.763	19.845	180	16.443	214	16.475	218	249
4	0	52.778	19.299	180	16.189	212	17.290	218	239	15	0	50.423	18.874	180	15.596	218	15.953	220	250
5	0	54.841	19.362	177	15.875	207	19.604	220	251	16	0	49.640	18.329	181	15.301	218	16.010	221	254
6	0	49.683	18.503	181	15.380	217	15.800	219	253	17	0	49.656	18.187	182	15.198	219	16.271	223	255
7	0	50.116	18.344	<b>183</b>	15.719	217	16.053	220	254	18	0	48.991	18.213	182	<b>15.063</b>	<b>218</b>	15.715	221	<b>256</b>
8	0	49.111	18.254	182	15.191	218	<b>15.666</b>	219	253	19	0	49.830	<b>18.116</b>	<b>182</b>	15.463	193	16.251	220	256
9	<b>0</b>	<b>48.938</b>	18.141	181	15.101	218	15.696	219	253	20	0	51.070	18.259	181	15.138	218	17.673	221	254
10	0	1:12.542	18.267	181	17.071	211	37.204	252	21	0	49.149	18.209	181	15.128	218	15.812	219	254	
11	0	1:33.131	56.241	158	18.619	185	18.271	207	132	22	0	49.218	18.237	182	15.136	218	15.845	219	253

Lap Id	Time	SE1	SP1	SE2	SP2	SE3	SP3	TSP	Lap Id	Time	SE1	SP1	SE2	SP2	SE3	SP3	TSP		
<b>37</b>	Lucas di Grassi(#1)								<b>theoretical besttime: 49.175</b>										
1	0	1:26.010	48.744	152	19.251	177	18.015	209	137	12	0	51.080	18.824	178	15.934	213	16.322	216	247
2	0	54.362	20.489	175	16.862	208	17.011	213	218	13	0	50.749	18.864	179	15.740	214	16.145	216	248
3	0	53.656	19.935	176	16.581	211	17.140	214	229	14	0	52.077	19.427	178	16.525	213	16.125	217	250
4	0	55.923	19.418	175	17.564	152	18.941	218	238	15	0	49.925	18.536	178	15.429	214	15.960	217	250
5	0	50.761	18.697	178	15.628	214	16.436	217	251	16	0	49.637	18.526	179	15.255	216	15.856	218	250
6	0	49.882	18.544	178	15.424	214	15.914	216	252	17	0	49.309	18.229	179	15.234	216	15.846	219	251
7	0	49.508	18.387	179	15.247	214	15.874	216	246	18	0	49.478	18.410	179	15.247	216	15.821	217	<b>252</b>
8	0	1:09.779	18.330	179	15.685	213	35.764	250	19	0	49.386	<b>18.207</b>	<b>179</b>	15.383	213	<b>15.796</b>	<b>217</b>	248	
9	0	1:34.263	53.949	138	21.413	155	18.901	214	162	20	<b>0</b>	<b>49.292</b>	18.256	179	<b>15.172</b>	<b>216</b>	15.864	216	251
10	0	54.994	20.192	175	17.387	165	17.415	214	237	21	0	51.394	18.318	179	16.628	183	16.448	216	250
11	0	52.529	19.474	176	16.442	211	16.613	216	245	22	0	49.443	18.284	179	15.278	215	15.881	215	251

Lap Id	Time	SE1	SP1	SE2	SP2	SE3	SP3	TSP	Lap Id	Time	SE1	SP1	SE2	SP2	SE3	SP3	TSP		
<b>51</b>	Nico Müller(#1)								<b>theoretical besttime: 49.083</b>										
1	0	1:49.426	1:09.804	144	20.197	174	19.425	203	134	12	0	49.225	<b>18.216</b>	<b>178</b>	15.166	214	15.843	215	250
2	0	55.787	21.103	171	17.399	204	17.285	214	227	13	0	1:08.901	18.307	179	15.249	214	35.345		
3	0	52.737	19.409	176	16.481	209	16.847	217	240	14	0	1:35.863	56.201	154	21.163	92	18.499	214	128
4	0	50.662	18.646	179	15.886	213	16.130	218	252	15	0	53.279	20.187	174	16.609	211	16.483	215	229
5	0	50.086	18.566	178	15.595	213	15.925	217	251	16	0	50.765	18.939	178	15.786	214	16.040	218	248
6	0	50.689	18.593	178	15.605	213	16.491	218	<b>253</b>	17	0	49.775	18.365	178	15.535	215	15.875	217	250
7	0	49.978	18.638	178	15.440	214	15.900	217	252	18	0	49.545	18.398	178	15.333	214	15.814	217	250
8	0	49.659	18.414	179	15.367	214	15.878	216	250	19	0	49.282	18.260	178	15.222	215	15.800	216	250
9	0	49.422	18.443	178	15.197	215	15.782	216	251	20	0	49.314	18.377	179	15.190	214	15.747	216	250
10	0	49.529	18.479	179	15.227	215	15.823	216	250	21	<b>0</b>	<b>49.189</b>	18.322	179	<b>15.124</b>	<b>216</b>	<b>15.743</b>	<b>216</b>	250
11	0	49.402	18.409	179	15.201	215	15.792	216	250	22	0	49.350	18.334	178	15.165	215	15.851	216	250

Lap Id	Time	SE1	SP1	SE2	SP2	SE3	SP3	TSP	Lap Id	Time	SE1	SP1	SE2	SP2	SE3	SP3	TSP		
<b>57</b>	Philip Ellis(#1)								<b>theoretical besttime: 48.975</b>										
1	0	1:21.558	43.869	142	19.208	172	18.481	208	125	11	0	52.004	19.336	181	16.380	216	16.288	220	249
2	0	55.986	20.975	162	17.443	193	17.568	219	227	12	0	51.076	19.106	181	15.844	216	16.126	225	250
3	0	53.794	20.119	179	16.401	215	17.274	219	235	13	0	49.576	18.443	182	15.141	218	15.992	223	254
4	0	54.971	19.703	180	15.925	180	19.343	<b>226</b>	223	14	0	52.564	18.456	182	15.351	198	18.757	224	254
5	0	53.444	19.071	182	15.672	214	18.701	224	256	15	0	49.230	18.381	183	15.056	219	15.793	221	256
6	0	49.571	18.446	181	15.225	219	15.900	222	<b>258</b>	16	0	49.190	<b>18.190</b>	<b>183</b>	15.133	219	15.867	221	256
7	0	1:15.386	18.471	182	17.040	173	39.875	256	17	0	51.319	18.283	182	16.161	203	16.875	223	256	
8	0	2:52.156	2:13.856	126	19.952	178	18.348	205	121	18	0	49.150	18.211	183	15.048	220	15.891	222	256
9	0	54.649	20.560	150	17.085	212	17.004	216	240	19	<b>0</b>	<b>48.986</b>	18.201	182	<b>14.997</b>	<b>219</b>	<b>15.788</b>	<b>222</b>	255
10	0	51.994	19.417	179	16.080	216	16.497	219	246	20	0	50.176	18.307	184	15.724	218	16.145	220	256

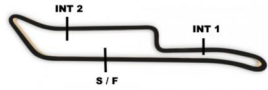
Lap Id	Time	SE1	SP1	SE2	SP2	SE3	SP3	TSP	Lap Id	Time	SE1	SP1	SE2	SP2	SE3	SP3	TSP		
<b>99</b>	Sophia Flörsch(#1)								<b>theoretical besttime: 49.437</b>										
1	0	1:27.367	47.931	139	20.171	146	19.265	204	124	12	0	50.109	18.579	179	15.484	214	16.046	215	250
2	0	56.310	21.326	175	17.505	206	17.479	213	216	13	0	50.028	18.585	179	15.419	215	16.024	216	246
3	0	53.948	20.074	177	16.966	211	16.908	215	227	14	0	49.894	18.396	179	15.503	214	15.995	214	250
4	0	1:14.393	19.521	177	16.732	185	38.140	248	15	0	51.676	19.046	173	16.547	211	16.083	216	244	
5	0	1:36.328	57.889	120	20.340	170	18.099	211	112	16	0	49.731	18.380	178	15.404	214	15.947	216	249
6	0	56.139	21.761	118	17.582	209	16.796	214	235	17	0	49.623	18.372	179	<b>15.310</b>	<b>216</b>	15.941	217	250
7	0	52.270	19.317	178	16.368	211	16.585	215	247	18	<b>0</b>	<b>49.444</b>	<b>18.297</b>	<b>179</b>	15.317	215	<b>15.830</b>	<b>216</b>	249
8	0	51.292	19.075	179	15.954	212	16.263	215	248	19	0	49.555	18.347	178	15.348	216	15.860	216	250
9	0	50.463	18.763	178	15.594	213	16.106	214	249	20	0	49.806	18.396	179	15.388	216	16.022	216	244
10	0	50.226	18.707	179	15.555	214	15.964	215	249	21	0	49.654	18.417	180	15.352	216	15.885	218	<b>252</b>
11	0	50.094	18.588	179	15.478	213	16.028	216	250	22	0	1:16.502	18.861	162	18.904	105	38.737		251



### Top speed list Provisional

#	Name (NAT)	Nation	Team	Car name	Speed	Lap	Race time
57	Philip Ellis (CHE)		Mercedes-AMG Team Winward	Mercedes-AMG	258.00	6	5:05.409
11	Marco Wittmann (DEU)		Walkenhorst Motorsport	BMW	257.38	6	5:04.690
31	Sheldon van der Linde (ZAF)		ROWE Racing	BMW	257.38	7	6:10.517
16	Timo Glock (DEU)		ROWE Racing	BMW	256.77	8	7:24.701
22	Lucas Auer (AUT)		Mercedes-AMG Team Winward	Mercedes-AMG	256.17	6	5:08.172
36	Arjun Maini (IND)		Mercedes-AMG Team GetSpeed	Mercedes-AMG	256.17	18	16:19.502
23	Nick Cassidy (NZL)		Alpha Tauri AF Corse	Ferrari	256.17	22	19:41.364
10	Esteban Muth (BEL)		T3 Motorsport	Lamborghini	255.56	6	5:18.680
8	Daniel Juncadella (ESP)		Mercedes-AMG Team GruppeM Racing	Mercedes-AMG	255.56	16	15:28.376
30	Liam Lawson (NZL)		Red Bull AF Corse	Ferrari	254.96	7	5:47.539
5	Vincent Abril (MCO)		Mercedes-AMG Team HRT	Mercedes-AMG	254.96	15	16:16.486
26	Esmee Hawkey (GBR)		T3 Motorsport	Lamborghini	254.36	6	7:07.149
4	Maximilian Götz (DEU)		Mercedes-AMG Team HRT	Mercedes-AMG	254.36	15	14:26.491
18	Maximilian Buhk (DEU)		Mercedes-AMG Team Mücke Motorsport	Mercedes-AMG	254.36	16	16:01.259
3	Kelvin van der Linde (ZAF)		Team ABT Sportsline	Audi	253.77	6	5:22.139
51	Nico Müller (CHE)		Team Rosberg	Audi	253.77	6	5:24.452
12	Dev Gore (USA)		Team Rosberg	Audi	253.77	8	7:07.548
9	Mike Rockenfeller (DEU)		Team ABT Sportsline	Audi	252.58	5	4:16.965
37	Lucas di Grassi (BRA)		Team ABT Sportsline	Audi	252.58	18	16:20.216
99	Sophia Flörsch (DEU)		Team ABT	Audi	252.00	21	18:54.471

Norisring, Length: 2300 m

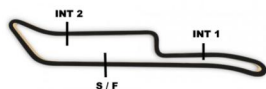


### DTM Driver Champion 2021

#### Provisional

Rank	Name	Nation	Total	Monza				Lausitzring				Zolder				Nürburgring				Red Bull Ring				Assen				Hockenheimring				Norisring				
				Q1	R1	Q2	R2	Q1	R1	Q2	R2	Q1	R1	Q2	R2	Q1	R1	Q2	R2	Q1	R1	Q2	R2	Q1	R1	Q2	R2	Q1	R1	Q2	R2					
1	Liam Lawson		209.0		25.0	2.0			18.0	2.0	18.0				15.0					3.0	25.0	2.0	25.0	3.0	18.0	1.0	18.0	1.0	12.0		18.0	3.0				
2	Kelvin van der Linde		194.0		12.0	3.0	25.0	2.0	12.0		15.0	3.0	25.0		4.0	3.0	25.0			10.0		8.0		1.0		12.0	3.0	25.0	3.0	1.0	2.0					
3	Maximilian Götz		180.0	1.0	18.0		1.0			1.0	25.0	2.0	6.0		18.0		12.0		12.0	2.0	18.0		15.0	1.0	15.0		8.0		10.0		15.0					
4	Marco Wittmann		165.0		4.0		10.0		6.0		8.0	1.0	10.0	3.0	25.0	1.0	10.0	1.0	15.0		6.0	3.0	18.0	2.0	25.0	2.0	15.0									
5	Alex Albon		130.0		15.0		6.0		10.0				15.0		8.0			3.0	25.0		12.0					10.0		18.0		8.0						
6	Philip Ellis		127.0				8.0		25.0	3.0	12.0		4.0			2.0	18.0			15.0		12.0		10.0			6.0		12.0							
7	Lucas Auer		126.0	2.0			15.0		8.0		2.0		2.0	2.0	10.0		1.0		8.0		4.0		10.0		4.0	3.0	25.0	2.0	2.0	25.0	1.0					
8	Mike Rockenfeller		77.0		2.0		4.0	1.0	15.0		4.0		18.0	1.0	1.0		15.0								1.0		15.0									
9	Daniel Juncadella		61.0	3.0	10.0												4.0	2.0	18.0									8.0		10.0						
10	Sheldon van der Linde		55.0			1.0	12.0	3.0	2.0		10.0				6.0		8.0					1.0														
11	Nico Müller		52.0		6.0		18.0				1.0		1.0		12.0		6.0		2.0							6.0										
12	Esteban Muth		41.0		1.0		2.0		4.0				8.0		2.0				10.0					8.0		2.0		4.0								
13	Vincent Abril		30.0										12.0						4.0		2.0		4.0			4.0		2.0		2.0						
14	Arjun Maini		22.0													2.0				1.0	8.0		6.0						1.0	4.0						
15	Maximilian Buhk		11.0		8.0				1.0														2.0													
16	Timo Glock		9.0																6.0		1.0		1.0					1.0								
17	Marvin Dienst		6.0																											6.0						
18	Sophia Flörsch		6.0																						6.0											
19	Esmee Hawkey		2.0																						2.0											
20	Christopher Haase		1.0																1.0																	
21	Nick Cassidy																																			
22	Dev Gore																																			
23	Markus Winkelhock																																			

Norisring, Length: 2300 m

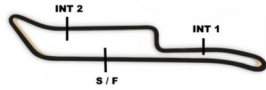


### DTM Team Champion 2021

#### Provisional

Rank	Name	Nation	Total	Monza				Lausitzring				Zolder				Nürburgring				Red Bull Ring				Assen				Hockenheimring				Norisring			
				O1	R1	O2	R2	O1	R1	O2	R2	O1	R1	O2	R2	O1	R1	O2	R2	O1	R1	O2	R2	O1	R1	O2	R2	O1	R1	O2	R2				
1	Red Bull AlphaTauri AF Corse		339.0		40.0	2.0	6.0		28.0	2.0	18.0		15.0		23.0		3.0	25.0	3.0	37.0	2.0	25.0	3.0	18.0	1.0	28.0	1.0	30.0		26.0	3.0				
2	Team ABT Sportsline		270.0		14.0	3.0	29.0	3.0	27.0		19.0	3.0	43.0	1.0	5.0	3.0	40.0			10.0		8.0		1.0		12.0	3.0	40.0	3.0	1.0	2.0				
3	Mercedes-AMG Team Winward		253.0	2.0			23.0		33.0	3.0	14.0		6.0	2.0	10.0	2.0	19.0		8.0		19.0		22.0		14.0	3.0	25.0	2.0	6.0	2.0	37.0	1.0			
4	Mercedes-AMG Team HRT		208.0	1.0	18.0		1.0			1.0	25.0	2.0	18.0		18.0		12.0		16.0	2.0	20.0		19.0	1.0	15.0		10.0		12.0		17.0				
5	Walkenhorst Motorsport		165.0		4.0		10.0		6.0		8.0	1.0	10.0	3.0	25.0	1.0	10.0	1.0	15.0		6.0	3.0	18.0	2.0	25.0	2.0	15.0								
6	ROWE Racing		64.0			1.0	12.0	3.0	2.0		10.0				6.0		8.0		6.0		1.0	1.0	1.0					1.0							
7	Mercedes-AMG Team GruppeM Racing		61.0	3.0	10.0						6.0					4.0	2.0	18.0										8.0		10.0					
8	Team Rosberg		51.0		6.0		18.0				1.0		1.0		12.0		6.0		3.0								4.0								
9	T3 Motorsport		48.0		1.0		2.0		4.0						8.0		2.0							10.0				10.0		7.0		4.0			
10	Mercedes-AMG Team GetSpeed		22.0													2.0				1.0	8.0		6.0						1.0	4.0					
11	Mercedes-AMG Team Mücke Motorsport		17.0		8.0				1.0														2.0							6.0					
12	Team ABT		6.0																								6.0								

Norisring, Length: 2300 m



### DTM Manufacturer Champion 2021

#### Provisional

Rank	Manufacturer	Total	Monza				Lausitzring				Zolder				Nürburgring				Red Bull Ring				Assen				Hockenheimring				Norisring				
			O1	R1	O2	R2	O1	R1	O2	R2	O1	R1	O2	R2	O1	R1	O2	R2	O1	R1	O2	R2	O1	R1	O2	R2	O1	R1	O2	R2					
1	Mercedes-AMG	508.0	6.0	36.0		24.0		34.0	4.0	43.0	2.0	22.0	2.0	28.0	2.0	34.0	2.0	38.0	3.0	41.0		37.0	1.0	29.0	3.0	35.0	2.0	24.0	3.0	52.0	1.0				
2	Ferrari	339.0		40.0	2.0	6.0		28.0	2.0	18.0		15.0		23.0		3.0	25.0	3.0	37.0	2.0	25.0	3.0	18.0	1.0	28.0	1.0	30.0		26.0	3.0					
3	Audi	327.0		20.0	3.0	47.0	3.0	27.0		20.0	3.0	44.0	1.0	17.0	3.0	46.0		3.0		10.0		8.0		7.0		16.0	3.0	40.0	3.0	1.0	2.0				
4	BMW	229.0		4.0	1.0	22.0	3.0	8.0		18.0	1.0	10.0	3.0	31.0	1.0	18.0	1.0	21.0		7.0	4.0	19.0	2.0	37.0	2.0	15.0		1.0							
5	Lamborghini	48.0		1.0		2.0		4.0						8.0		2.0		10.0					10.0		7.0		4.0								