

### Result List Provisional

Reg. Nr.: R-12548/21

#### Stewards / Race Management

STEWARD	Robert Magin
STEWARD	Gerd Weidinger
STEWARD	Hans-Peter Hausladen
RACE DIRECTOR	Niels Wittich
CLERK OF THE COURSE	Andreas Schwarz
TECHNICAL DELEGATE	Sebastian Amorth
CHIEF TIMEKEEPER	Danny Reitzenstein

#### Weather Start/Finish

AIR	5.1°C
TRACK	4.2°C
CONDITIONS	Dry
PRESSURE	990 hPa
AIR	5.9°C
TRACK	4.2°C
CONDITIONS	Dry
PRESSURE	990 hPa

#### Track Information

GREEN FLAG	10:00:00
CHEQUERED FLAG	10:20:00
SAFETY CAR PHASE	0
FULL COURSE YELLOW PHASE	0
TRACK NAME	Norisring
TRACK LENGTH	2300m
TURN COUNT	4
FASTEST LAP:	#30. LAW - 48.622

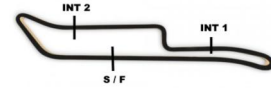
STARTED: 20 CLASSIFIED: 20 NOT CLASSIFIED: 0 DISQUALIFIED: 0

Nr. Drivers	Car	Nation	Team	Lap	Best Time	Gap	Diff	Kph	Day Time
1	30 Liam Lawson Ferrari		Red Bull AF Corse	16	48.622			170.2	10:16:36
2	3 Kelvin van der Linde Audi		Team ABT Sportsline	17	48.663	0.041	0.041	170.1	10:18:19
3	23 Nick Cassidy Ferrari		Alpha Tauri AF Corse	15	48.722	0.100	0.059	169.9	10:17:21
4	22 Lucas Auer Mercedes-AMG		Mercedes-AMG Team Winward	12	48.755	0.133	0.033	169.8	10:17:39
5	57 Philip Ellis Mercedes-AMG		Mercedes-AMG Team Winward	17	48.755	0.133		169.8	10:20:23
6	8 Daniel Juncadella Mercedes-AMG		Mercedes-AMG Team GruppeM Racing	19	48.763	0.141	0.008	169.8	10:20:22
7	36 Arjun Maini Mercedes-AMG		Mercedes-AMG Team GetSpeed	21	48.836	0.214	0.073	169.5	10:19:24
8	4 Maximilian Götz Mercedes-AMG		Mercedes-AMG Team HRT	19	48.913	0.291	0.077	169.2	10:18:58
9	51 Nico Müller Audi		Team Rosberg	14	48.971	0.349	0.058	169.0	10:18:48
10	18 Maximilian Buhk Mercedes-AMG		Mercedes-AMG Team Mücke Motorsport	20	49.043	0.421	0.072	168.8	10:18:54
11	9 Mike Rockenfeller Audi		Team ABT Sportsline	16	49.048	0.426	0.005	168.8	10:15:20
12	5 Vincent Abril Mercedes-AMG		Mercedes-AMG Team HRT	18	49.096	0.474	0.048	168.6	10:19:24
13	99 Sophia Flörsch Audi		Team ABT	20	49.126	0.504	0.030	168.5	10:18:42
14	37 Lucas di Grassi Audi		Team ABT Sportsline	18	49.152	0.530	0.026	168.4	10:16:52
15	10 Esteban Muth Lamborghini		T3 Motorsport	14	49.215	0.593	0.063	168.2	10:17:01
16	11 Marco Wittmann BMW		Walkenhorst Motorsport	17	49.266	0.644	0.051	168.0	10:18:39
17	26 Esmee Hawkey Lamborghini		T3 Motorsport	15	49.367	0.745	0.101	167.7	10:20:03
18	31 Sheldon van der Linde BMW		ROWE Racing	10	49.369	0.747	0.002	167.7	10:16:39
19	12 Dev Gore Audi		Team Rosberg	17	49.408	0.786	0.039	167.5	10:16:22
20	16 Timo Glock BMW		ROWE Racing	19	49.518	0.896	0.110	167.2	10:18:15

Classification limit: 110% Time: 53.484

Subject to final scrutineering!

Publication time:	Clerk of the Course: Andreas Schwarz	Timekeeper: Danny Reitzenstein
-------------------	--------------------------------------	--------------------------------



### Sector List Provisional

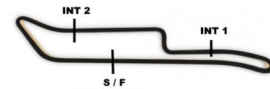
Lap	Id	Time	SE1	SP1	SE2	SP2	SE3	SP3	TSP	Lap	Id	Time	SE1	SP1	SE2	SP2	SE3	SP3	TSP
<b>3</b>	Kelvin van der Linde(#1)									<b>theoretical besttime: 48.624</b>									
1	0	1:28.735	52.612	173	18.475	204	17.648	216	137	11	0	51.807	18.874	179	15.920	208	17.013	217	253
2	0	54.296	20.026	178	16.846	212	17.424	219	237	12	0	49.187	18.309	179	15.037	215	15.841	221	253
3	0	51.725	19.335	181	15.878	213	16.512	219	252	13	0	49.140	18.252	180	15.074	217	15.814	218	253
4	0	51.026	18.938	181	15.822	216	16.266	219	253	14	0	51.762	19.535	175	16.095	215	16.132	219	249
5	0	49.825	18.561	180	15.352	213	15.912	220	254	15	0	49.052	18.251	180	15.001	215	15.800	219	253
6	0	1:10.089	18.447	180	15.297	216	36.345		253	16	0	48.809	18.099	180	14.999	218	15.711	219	252
7	0	3:27.504	2:52.689	177	17.288	209	17.527	213	165	17	0	<b>48.663</b>	18.030	180	<b>14.909</b>	<b>216</b>	15.724	219	251
8	0	1:11.625	31.309	104	22.079	140	18.237	216	178	18	0	50.548	18.661	176	15.693	216	16.194	218	255
9	0	52.224	19.417	178	16.151	214	16.656	219	249	19	0	48.734	<b>18.027</b>	<b>179</b>	15.019	217	<b>15.688</b>	<b>219</b>	254
10	0	53.952	19.388	158	17.351	216	17.213	<b>222</b>	252	20	0	48.744	18.039	180	14.928	216	15.777	217	<b>256</b>

<b>4</b>	Maximilian Götz(#1)									<b>theoretical besttime: 48.869</b>									
1	0	1:31.298	50.262	132	21.573	137	19.463	193	124	12	0	56.858	23.045	112	17.063	177	16.750	213	209
2	0	56.195	20.996	161	17.861	162	17.338	212	214	13	0	51.106	18.935	169	15.896	200	16.275	217	250
3	0	52.128	19.347	181	16.266	206	16.515	218	234	14	0	50.114	18.484	181	15.468	217	16.162	217	253
4	0	52.942	18.525	181	17.418	163	16.999	217	253	15	0	49.013	<b>18.160</b>	<b>182</b>	15.142	218	15.711	218	254
5	0	49.848	18.512	181	15.430	216	15.906	217	253	16	0	49.088	18.219	182	15.091	218	15.778	220	253
6	0	49.654	18.389	181	15.430	216	15.835	218	253	17	0	48.970	18.172	182	15.107	218	<b>15.691</b>	<b>219</b>	254
7	0	51.646	18.434	182	15.424	218	17.788	218	254	18	0	50.628	18.506	174	15.908	209	16.214	217	<b>255</b>
8	0	49.345	18.270	181	15.300	217	15.775	218	254	19	0	<b>48.913</b>	18.160	182	15.026	218	15.727	217	255
9	0	1:10.216	18.640	<b>183</b>	15.514	217	36.062		253	20	0	49.007	18.212	183	<b>15.018</b>	<b>218</b>	15.777	219	254
10	0	2:37.045	2:01.648	170	18.274	200	17.123	213	149	21	0	48.998	18.237	182	15.043	218	15.718	217	254
11	0	52.559	19.144	180	16.292	197	17.123	152	247										

<b>5</b>	Vincent Abril(#1)									<b>theoretical besttime: 49.056</b>									
1	0	1:34.376	52.515	141	21.152	154	20.709	183	122	11	0	56.367	21.766	164	17.264	207	17.337	212	203
2	0	58.259	22.578	157	17.719	189	17.962	212	198	12	0	52.751	19.760	178	16.293	214	16.698	220	246
3	0	53.181	19.969	178	16.550	210	16.662	216	230	13	0	52.485	18.850	181	16.620	184	17.015	220	254
4	0	51.134	19.088	181	15.692	216	16.354	220	254	14	0	50.986	18.387	181	15.943	174	16.656	219	255
5	0	51.855	18.799	180	16.522	173	16.534	219	254	15	0	49.454	18.387	182	15.256	218	15.811	217	254
6	0	49.671	18.450	181	15.387	216	15.834	219	<b>255</b>	16	0	49.296	<b>18.201</b>	<b>181</b>	15.153	217	15.942	219	254
7	0	49.853	18.464	183	15.456	218	15.933	220	255	17	0	49.335	18.383	182	15.244	218	15.708	217	254
8	0	49.798	18.340	182	15.309	218	16.149	217	255	18	0	<b>49.096</b>	18.215	182	<b>15.150</b>	<b>219</b>	15.731	218	254
9	0	1:09.832	18.390	181	15.579	218	35.863		253	19	0	49.238	18.371	183	15.162	218	<b>15.705</b>	<b>216</b>	254
10	0	3:45.891	3:05.254	154	19.566	160	21.071	197	124										

<b>8</b>	Daniel Juncadella(#1)									<b>theoretical besttime: 48.702</b>									
1	1	1:34.201	57.120	157	18.668	184	18.413	219	133	11	1	51.612	18.896	180	16.442	214	16.274	217	249
2	1	55.602	21.436	175	17.149	210	17.017	219	211	12	1	50.178	18.679	181	15.379	216	16.120	218	250
3	1	52.713	20.068	180	16.160	216	16.485	219	229	13	1	49.683	18.447	181	15.258	218	15.978	221	252
4	1	53.376	19.429	179	17.164	192	16.783	219	251	14	1	48.940	18.201	183	15.071	217	15.668	223	254
5	1	50.088	18.715	181	15.449	216	15.924	222	254	15	1	48.871	18.179	182	<b>14.975</b>	<b>217</b>	15.717	222	255
6	1	49.756	18.561	182	15.334	216	15.861	222	254	16	1	48.842	18.155	183	15.016	218	15.671	221	255
7	1	49.357	18.335	182	15.209	217	15.813	221	254	17	1	49.536	18.138	182	15.017	218	16.381	222	255
8	1	1:10.000	18.290	182	15.586	216	36.124		254	18	1	48.933	18.156	183	14.985	218	15.792	222	<b>256</b>
9	1	4:07.836	3:30.954	152	18.067	203	18.815	212	134	19	1	<b>48.763</b>	<b>18.069</b>	<b>183</b>	15.036	218	<b>15.658</b>	<b>219</b>	256
10	1	53.392	19.586	142	17.247	213	16.559	217	247										

<b>9</b>	Mike Rockenfeller(#1)									<b>theoretical besttime: 48.968</b>									
1	0	1:16.942	38.546	134	19.778	183	18.618	209	140	12	0	50.728	19.041	178	15.572	216	16.115	220	244
2	0	55.976	21.157	177	17.588	208	17.231	212	215	13	0	50.032	18.466	179	15.641	215	15.925	222	253
3	0	59.414	19.730	177	21.438	169	18.246	216	244	14	0	49.592	18.331	180	15.443	215	15.818	219	253
4	0	53.980	19.569	177	16.259	202	18.152	220	251	15	0	49.302	18.316	179	15.225	214	15.761	218	254
5	0	50.203	18.686	<b>181</b>	15.569	214	15.948	220	<b>254</b>	16	0	<b>49.048</b>	18.228	180	<b>15.087</b>	<b>216</b>	<b>15.733</b>	<b>218</b>	253
6	0	49.805	18.479	181	15.416	214	15.910	219	251	17	0	50.412	18.287	179	15.666	215	16.459	218	252
7	0	49.459	18.258	179	15.322	214	15.879	216	252	18	0	49.425	18.263	179	15.169	217	15.993	219	250
8	0	1:10.495	18.374	179	15.910	193	36.211		249	19	0	50.287	18.315	180	15.898	216	16.074	219	253
9	0	1:39.013	1:02.993	174	18.035	187	17.985	211	166	20	0	49.251	<b>18.148</b>	<b>180</b>	15.156	216	15.947	219	253
10	0	54.545	20.795	175	16.951	210	16.799	214	221	21	0	49.290	18.217	181	15.237	217	15.836	218	254
11	0	51.852	19.685	177	15.895	211	16.272	216	224	22	0	49.113	18.176	180	15.117	215	15.820	217	254



### Sector List Provisional

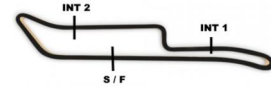
Lap	Id	Time	SE1	SP1	SE2	SP2	SE3	SP3	TSP	Lap	Id	Time	SE1	SP1	SE2	SP2	SE3	SP3	TSP
<b>10</b>	Esteban Muth(#1)									<b>theoretical besttime: 49.153</b>									
1	0	1:59.901	1:20.364	160	20.594	171	18.943	189	113	10	0	51.564	19.931	181	15.629	216	16.004	218	207
2	0	58.790	24.013	175	17.749	183	17.028	214	207	11	0	51.222	19.381	183	15.678	214	16.163	219	254
3	0	52.328	19.556	178	16.376	211	16.396	209	251	12	0	49.597	18.220	181	15.515	216	15.862	217	255
4	0	51.509	19.224	178	16.192	212	16.093	217	236	13	0	49.238	<b>18.149</b>	<b>182</b>	15.365	216	<b>15.724</b>	<b>219</b>	255
5	0	49.936	18.415	179	15.521	216	16.000	218	253	14	0	<b>49.215</b>	18.186	181	15.286	218	15.743	218	247
6	0	1:09.206	18.374	180	15.597	216	35.235		253	15	0	50.909	18.269	180	15.705	216	16.935	219	253
7	0	4:22.377	3:43.589	158	18.813	193	19.975	205	100	16	0	51.131	19.892	183	15.460	216	15.779	218	251
8	0	54.205	20.898	178	16.718	211	16.589	202	225	17	0	52.690	18.418	181	16.255	183	18.017	219	255
9	0	51.696	19.763	178	15.971	214	15.962	217	234	18	0	49.390	18.242	181	<b>15.280</b>	<b>216</b>	15.868	216	<b>256</b>

<b>11</b>	Marco Wittmann(#1)									<b>theoretical besttime: 49.173</b>									
1	1	1:16.470	37.868	137	19.654	190	18.948	204	133	11	1	54.568	20.295	179	16.982	213	17.291	216	225
2	1	55.565	20.955	178	17.091	213	17.519	218	225	12	1	54.732	19.650	179	17.835	178	17.247	218	253
3	1	59.749	19.346	181	22.230	173	18.173	219	250	13	1	53.919	19.412	181	17.665	176	16.842	218	253
4	1	52.568	19.212	183	16.084	186	17.272	221	252	14	1	50.225	18.531	182	15.261	220	16.433	220	257
5	1	50.276	18.712	<b>184</b>	15.452	220	16.112	<b>221</b>	257	15	1	49.491	18.505	182	15.133	220	15.853	220	257
6	1	50.281	18.840	181	15.331	220	16.110	220	<b>258</b>	16	1	49.942	18.474	181	15.399	221	16.069	219	257
7	1	49.712	18.542	183	15.212	220	15.958	220	256	17	1	<b>49.266</b>	18.392	182	<b>15.043</b>	<b>221</b>	<b>15.831</b>	<b>219</b>	257
8	1	49.632	18.517	182	15.146	220	15.969	220	256	18	1	49.338	<b>18.299</b>	<b>183</b>	15.073	220	15.966	219	257
9	1	1:09.269	18.566	182	15.415	217	35.288		255	19	1	49.343	18.346	184	15.053	221	15.944	219	257
10	1	4:02.872	3:26.271	124	18.530	198	18.071	213	118										

<b>12</b>	Dev Gore(#1)									<b>theoretical besttime: 49.401</b>									
1	0	1:33.184	55.079	152	19.092	170	19.013	206	133	12	0	49.840	18.369	179	15.551	214	15.920	217	250
2	0	56.382	21.344	175	17.536	201	17.502	214	202	13	0	49.964	18.564	178	15.418	214	15.982	216	247
3	0	52.561	19.645	177	16.424	212	16.492	216	241	14	0	49.780	18.513	178	15.385	214	15.882	216	249
4	0	1:11.288	19.043	178	16.478	211	35.767		250	15	0	49.780	18.483	178	15.419	215	15.878	216	249
5	0	1:40.125	1:00.280	149	19.091	187	20.754	192	117	16	0	49.566	18.416	178	15.328	216	<b>15.822</b>	<b>218</b>	<b>252</b>
6	0	56.272	21.782	154	17.583	207	16.907	214	221	17	0	<b>49.408</b>	18.330	179	<b>15.253</b>	<b>215</b>	15.825	218	249
7	0	52.606	19.328	178	16.384	211	16.894	214	249	18	0	49.522	<b>18.326</b>	<b>179</b>	15.303	215	15.893	218	249
8	0	51.089	18.928	178	15.899	213	16.262	217	247	19	0	49.871	18.352	178	15.464	214	16.055	218	250
9	0	50.680	18.759	178	15.836	213	16.085	218	250	20	0	49.989	18.406	178	15.422	213	16.161	218	250
10	0	50.019	18.528	179	15.498	214	15.993	217	250	21	0	49.983	18.422	179	15.404	214	16.157	218	249
11	0	49.857	18.436	179	15.517	214	15.904	<b>218</b>	249	22	0	50.290	18.452	179	15.447	213	16.391	216	249

<b>16</b>	Timo Glock(#1)									<b>theoretical besttime: 49.374</b>									
1	0	1:48.266	1:10.423	158	18.674	178	19.169	202	115	12	0	54.246	19.048	181	15.948	160	19.250	221	252
2	0	55.922	21.149	175	17.097	202	17.676	217	219	13	0	50.293	18.526	182	15.563	216	16.204	219	256
3	0	52.979	19.576	180	16.178	211	17.225	217	252	14	0	49.888	18.582	181	15.284	218	16.022	219	254
4	0	53.476	19.320	180	17.132	196	17.024	218	250	15	0	50.058	18.690	182	15.352	218	16.016	219	255
5	0	50.449	18.681	182	15.528	217	16.240	219	255	16	0	49.570	<b>18.309</b>	<b>181</b>	<b>15.174</b>	<b>218</b>	16.087	216	255
6	0	50.264	18.739	<b>183</b>	15.360	217	16.165	219	255	17	0	49.975	18.677	182	15.239	218	16.059	218	254
7	0	50.038	18.616	182	15.302	218	16.120	218	<b>256</b>	18	0	49.836	18.605	180	15.317	217	15.914	219	254
8	0	1:13.315	19.052	158	17.042	189	37.221		254	19	0	<b>49.518</b>	18.381	180	15.220	217	15.917	217	255
9	0	1:27.585	51.367	175	18.370	159	17.848	214	164	20	0	49.608	18.437	181	15.280	216	<b>15.891</b>	<b>219</b>	256
10	0	56.815	21.406	161	18.067	210	17.342	215	239	21	0	49.705	18.572	181	15.234	218	15.899	218	255
11	0	52.248	19.526	180	16.205	215	16.517	217	248	22	0	1:24.390	22.303	117	22.026	144	40.061		204

<b>18</b>	Maximilian Buhk(#1)									<b>theoretical besttime: 48.955</b>									
1	0	2:26.110	1:39.404	81	24.465	138	22.241	170	91	12	0	49.459	18.367	182	15.355	218	15.737	218	254
2	0	1:07.010	27.444	131	19.228	146	20.338	186	145	13	0	49.256	18.332	183	15.164	218	15.760	217	254
3	0	58.775	21.263	178	19.710	160	17.802	216	223	14	0	49.282	18.284	182	15.217	218	15.781	218	254
4	0	53.285	19.626	179	16.673	212	16.986	216	246	15	0	49.332	18.265	182	15.311	218	15.756	219	254
5	0	53.916	20.232	143	16.999	207	16.685	217	252	16	0	49.136	18.150	181	15.226	218	15.760	219	255
6	0	52.444	19.556	179	16.228	214	16.660	216	253	17	0	49.188	18.285	182	15.185	218	15.718	219	255
7	0	53.371	18.769	181	16.226	142	18.376	219	254	18	0	52.466	19.425	174	16.655	211	16.386	218	<b>256</b>
8	0	49.650	18.448	183	15.307	217	15.895	<b>221</b>	254	19	0	49.209	18.225	181	15.297	218	15.687	219	254
9	0	51.704	18.386	181	16.266	179	17.052	219	254	20	0	<b>49.043</b>	18.231	182	<b>15.144</b>	<b>218</b>	<b>15.668</b>	<b>219</b>	255
10	0	50.693	18.476	<b>183</b>	15.538	216	16.679	221	253	21	0	49.060	<b>18.143</b>	<b>181</b>	15.232	218	15.685	218	254
11	0	51.101	18.566	181	15.343	197	17.192	220	253	22	0	1:10.393	18.266	182	15.340	200	36.787		254



### Sector List Provisional

Lap Id	Time	SE1	SP1	SE2	SP2	SE3	SP3	TSP	Lap Id	Time	SE1	SP1	SE2	SP2	SE3	SP3	TSP
<b>22</b>	Lucas Auer(#1)								<b>theoretical besttime: 48.741</b>								
1 0	1:45.704	1:07.646	154	18.725	165	19.333	210	109	9 0	49.733	18.419	181	15.450	216	15.864	223	254
2 0	53.411	20.242	179	16.445	208	16.724	<b>223</b>	228	10 0	49.137	18.212	181	15.068	218	15.857	223	<b>255</b>
3 0	52.560	19.426	181	16.011	210	17.123	190	245	11 0	50.169	18.767	182	15.459	218	15.943	222	255
4 0	1:13.566	20.269	172	16.186	187	37.111		218	12 0	<b>48.755</b>	<b>18.049</b>	<b>183</b>	15.016	218	<b>15.690</b>	<b>221</b>	254
5 0	6:50.418	6:13.537	134	18.738	197	18.143	204	120	13 0	48.818	18.110	182	<b>15.002</b>	<b>218</b>	15.706	222	254
6 0	56.004	21.839	175	17.202	205	16.963	216	177	14 0	51.394	18.992	174	16.141	213	16.261	223	255
7 0	53.025	19.206	181	15.957	210	17.862	179	244	15 0	1:10.327	18.172	182	15.291	192	36.864		254
8 0	56.206	21.489	172	16.726	118	17.991	223	201									

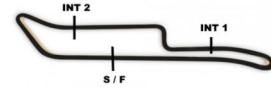
Lap Id	Time	SE1	SP1	SE2	SP2	SE3	SP3	TSP	Lap Id	Time	SE1	SP1	SE2	SP2	SE3	SP3	TSP
<b>23</b>	Nick Cassidy(#1)								<b>theoretical besttime: 48.684</b>								
1 0	1:06.159	29.299	155	18.762	176	18.098	205	145	11 0	49.024	18.263	183	15.127	218	<b>15.634</b>	<b>219</b>	254
2 0	55.402	21.193	171	17.098	203	17.111	209	209	12 0	48.862	18.253	183	<b>14.956</b>	<b>219</b>	15.653	219	256
3 0	52.570	20.089	181	16.097	215	16.384	219	219	13 0	1:13.171	18.139	183	27.642	44	27.390	217	256
4 0	50.312	18.603	182	15.675	216	16.034	219	253	14 0	50.943	19.180	179	15.806	218	15.957	220	250
5 0	1:10.919	18.616	182	15.552	216	36.751		253	15 0	<b>48.722</b>	18.096	183	14.968	218	15.658	219	255
6 0	4:29.058	3:52.694	154	18.495	194	17.869	210	130	16 0	49.942	18.165	182	15.071	218	16.706	220	255
7 0	54.521	20.862	178	16.715	213	16.944	215	205	17 0	48.786	18.127	183	15.013	218	15.646	219	255
8 0	51.536	19.489	181	15.849	216	16.198	218	234	18 0	48.813	18.136	183	14.957	218	15.720	219	256
9 0	50.666	19.053	182	15.580	218	16.033	220	244	19 0	48.727	<b>18.094</b>	<b>183</b>	14.962	218	15.671	219	<b>256</b>
10 0	49.628	18.595	182	15.255	218	15.778	220	252									

Lap Id	Time	SE1	SP1	SE2	SP2	SE3	SP3	TSP	Lap Id	Time	SE1	SP1	SE2	SP2	SE3	SP3	TSP
<b>26</b>	Esmee Hawkey(#1)								<b>theoretical besttime: 49.351</b>								
1 0	1:35.865	55.938	152	20.417	150	19.510	208	116	9 0	50.031	18.610	180	15.470	216	15.951	219	252
2 0	58.897	23.331	169	18.010	186	17.556	214	180	10 0	49.507	<b>18.229</b>	<b>180</b>	15.456	216	15.822	219	255
3 0	55.315	20.666	175	17.143	197	17.506	214	228	11 0	49.604	18.290	180	15.487	216	15.827	219	255
4 0	1:17.206	22.323	154	17.215	174	37.668		219	12 0	49.884	18.399	180	15.596	215	15.889	219	255
5 0	6:53.721	6:20.291	172	16.871	209	16.559	216	97	13 0	49.612	18.273	179	15.472	216	15.867	218	253
6 0	51.404	18.981	178	15.989	214	16.434	219	248	14 0	49.519	18.238	180	15.397	216	15.884	219	253
7 0	52.855	19.014	178	16.105	159	17.736	219	253	15 0	<b>49.367</b>	18.245	178	<b>15.328</b>	<b>216</b>	<b>15.794</b>	<b>219</b>	252
8 0	49.898	18.348	180	15.650	<b>216</b>	15.900	217	<b>256</b>									

Lap Id	Time	SE1	SP1	SE2	SP2	SE3	SP3	TSP	Lap Id	Time	SE1	SP1	SE2	SP2	SE3	SP3	TSP
<b>30</b>	Liam Lawson(#1)								<b>theoretical besttime: 48.556</b>								
1 0	1:18.110	36.950	148	20.959	163	20.201	205	129	12 0	51.467	18.694	183	15.734	216	17.039	219	250
2 0	57.809	22.080	168	18.020	200	17.709	216	196	13 0	48.974	18.262	183	15.100	219	15.612	220	<b>256</b>
3 0	54.533	20.500	179	16.918	213	17.115	218	223	14 0	51.003	18.317	183	15.168	200	17.518	220	256
4 0	52.130	19.609	181	16.101	216	16.420	220	236	15 0	48.990	18.315	184	15.083	218	15.592	219	256
5 0	51.085	19.125	182	15.753	216	16.207	219	250	16 0	<b>48.622</b>	18.111	183	14.947	219	<b>15.564</b>	<b>220</b>	256
6 0	1:10.044	18.708	183	15.554	217	35.782		253	17 0	50.907	18.171	183	15.392	218	17.344	220	255
7 0	2:45.233	2:06.676	156	19.603	174	18.954	199	129	18 0	49.993	18.204	183	15.264	205	16.525	220	255
8 0	57.079	21.561	177	18.061	183	17.457	215	207	19 0	48.680	18.114	184	14.924	218	15.642	219	256
9 0	55.107	21.361	180	16.978	213	16.768	218	213	20 0	48.645	<b>18.090</b>	<b>183</b>	14.964	218	15.591	220	256
10 0	53.970	20.457	179	16.659	206	16.854	219	226	21 0	1:16.066	18.118	183	<b>14.902</b>	<b>218</b>	43.046		253
11 0	52.320	19.391	182	16.553	216	16.376	219	244									

Lap Id	Time	SE1	SP1	SE2	SP2	SE3	SP3	TSP	Lap Id	Time	SE1	SP1	SE2	SP2	SE3	SP3	TSP
<b>31</b>	Sheldon van der Linde(#1)								<b>theoretical besttime: 49.257</b>								
1 0	8:55.313	8:14.611	139	19.882	191	20.820	183	124	9 0	49.417	18.327	181	15.176	220	<b>15.914</b>	<b>219</b>	<b>258</b>
2 0	55.644	21.202	173	17.153	211	17.289	215	227	10 0	<b>49.369</b>	<b>18.273</b>	<b>181</b>	15.165	220	15.931	219	246
3 0	53.209	19.513	179	16.464	204	17.232	216	250	11 0	49.631	18.494	181	15.146	220	15.991	219	256
4 0	51.961	19.221	179	16.228	216	16.512	<b>221</b>	239	12 0	49.577	18.407	182	15.177	220	15.993	219	256
5 0	53.671	19.177	181	16.726	150	17.768	220	253	13 0	49.474	18.405	181	<b>15.070</b>	<b>220</b>	15.999	218	257
6 0	50.843	18.640	182	15.545	218	16.658	220	256	14 0	50.203	18.940	183	15.248	219	16.015	218	256
7 0	49.975	18.555	182	15.351	218	16.069	219	257	15 0	1:17.297	19.707	179	18.660	164	38.930		252
8 0	49.938	18.424	181	15.308	220	16.206	219	246									

Lap Id	Time	SE1	SP1	SE2	SP2	SE3	SP3	TSP	Lap Id	Time	SE1	SP1	SE2	SP2	SE3	SP3	TSP
<b>36</b>	Arjun Maini(#1)								<b>theoretical besttime: 48.779</b>								
1 0	1:07.987	31.377	152	18.222	194	18.388	197	156	12 0	54.767	20.474	168	17.031	203	17.262	213	226
2 0	54.845	21.088	175	16.819	203	16.938	214	223	13 0	51.604	19.291	181	16.155	214	16.158	220	241
3 0	53.083	20.227	179	16.177	204	16.679	214	227	14 0	50.548	18.437	182	15.554	206	16.557	220	252
4 0	50.673	18.860	179	15.708	216	16.105	219	247	15 0	51.395	18.289	183	15.301	218	17.805	211	253
5 0	50.795	18.472	181	15.511	217	16.812	<b>221</b>	251	16 0	52.928	19.791	179	16.189	216	16.948	220	247
6 0	49.344	18.235	181	15.361	218	15.748	220	253	17 0	50.714	18.225	183	15.208	218	17.281	220	254
7 0	49.335	18.334	181	15.265	218	15.736	220	253	18 0	48.961	18.159	182	15.118	218	15.684	219	253



### Sector List Provisional

Lap	Id	Time	SE1	SP1	SE2	SP2	SE3	SP3	TSP	Lap	Id	Time	SE1	SP1	SE2	SP2	SE3	SP3	TSP
8	0	50.363	18.654	181	15.687	216	16.022	220	254	19	0	48.918	18.178	183	15.141	218	15.599	219	254
9	0	1:10.002	18.363	183	15.353	217	36.286		254	20	0	48.881	18.139	182	15.111	219	15.631	220	254
10	0	1:45.215	1:08.622	151	18.599	198	17.994	210	135	21	0	<b>48.836</b>	<b>18.077</b>	<b>183</b>	<b>15.103</b>	<b>219</b>	15.656	220	254
11	0	55.131	20.732	173	17.082	198	17.317	205	227	22	0	1:25.123	18.937	176	21.049	92	45.137		253

#### 37 Lucas di Grassi(#1)



theoretical besttime: 49.007

1	0	1:26.008	47.211	149	19.935	181	18.862	207	141	11	0	53.195	19.700	177	16.760	210	16.735	215	245
2	0	57.121	21.182	173	17.740	191	18.199	211	215	12	0	51.781	19.351	178	16.018	213	16.412	218	246
3	0	53.785	20.178	177	16.793	210	16.814	217	218	13	0	50.270	18.548	179	15.679	214	16.043	218	250
4	0	51.171	18.815	179	16.049	213	16.307	219	250	14	0	49.694	18.472	179	15.383	216	15.839	218	251
5	0	50.596	18.730	<b>179</b>	15.793	212	16.073	<b>220</b>	250	15	0	49.448	18.198	179	15.363	214	15.887	219	<b>252</b>
6	0	49.647	18.419	179	15.362	215	15.866	218	251	16	0	49.389	18.295	179	15.233	215	15.861	219	252
7	0	49.437	18.359	178	15.325	215	15.753	218	250	17	0	49.202	18.317	179	<b>15.129</b>	<b>215</b>	15.756	219	252
8	0	49.327	18.304	179	15.234	<b>216</b>	15.789	218	251	18	0	<b>49.152</b>	<b>18.184</b>	<b>179</b>	15.274	215	<b>15.694</b>	<b>219</b>	252
9	0	1:13.177	19.485	177	16.944	192	36.748		234	19			22.417	68					252
10	0	1:29.497	53.235	168	18.235	197	18.027	214	167										

#### 51 Nico Müller(#1)



theoretical besttime: 48.900

1	0	6:26.380	5:47.122	155	20.017	152	19.241	205	138	9	0	49.373	18.351	179	15.264	216	15.758	216	252
2	0	1:15.322	20.869	173	17.454	204	36.999		225	10	0	49.069	<b>18.127</b>	<b>179</b>	15.166	216	15.776	219	<b>253</b>
3	0	1:56.378	1:20.761	172	18.177	201	17.440	214	162	11	0	49.881	18.205	179	15.221	216	16.455	219	252
4	0	53.294	20.117	177	16.547	210	16.630	217	229	12	0	49.243	18.269	179	15.220	216	15.754	219	251
5	0	51.250	19.014	179	16.022	213	16.214	218	249	13	0	49.046	18.177	179	15.165	216	15.704	219	252
6	0	50.189	18.640	179	15.639	216	15.910	218	251	14	0	<b>48.971</b>	18.191	179	15.114	215	<b>15.666</b>	<b>216</b>	252
7	0	49.855	18.588	<b>179</b>	15.405	215	15.862	217	249	15	0	49.423	18.315	178	<b>15.107</b>	<b>216</b>	16.001	219	252
8	0	49.485	18.408	179	15.341	215	15.736	217	252	16	0	49.009	18.209	179	15.107	216	15.693	216	252

#### 57 Philip Ellis(#1)



theoretical besttime: 48.738

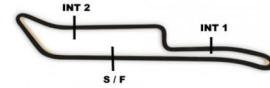
1	0	1:41.996	1:01.230	125	21.097	150	19.669	181	99	10	0	50.257	18.850	180	15.542	216	15.865	223	251
2	0	56.504	22.397	172	17.127	209	16.980	221	197	11	0	49.962	18.616	183	15.328	218	16.018	224	256
3	0	52.324	19.411	179	16.137	212	16.776	221	250	12	0	49.019	18.196	183	15.063	219	15.760	224	257
4	0	53.395	19.579	174	16.228	206	17.588	166	241	13	0	49.075	18.272	183	15.067	220	15.736	224	<b>258</b>
5	0	1:29.201	25.196	112	22.446	122	41.559		171	14	0	49.090	18.178	183	15.141	219	15.771	223	256
6	0	5:09.612	4:25.258	111	23.819	156	20.535	179	106	15	0	48.826	18.097	184	15.062	219	<b>15.667</b>	<b>223</b>	257
7	0	56.981	22.014	144	18.108	198	16.859	212	214	16	0	48.862	18.121	184	15.057	220	15.684	225	258
8	0	55.786	19.897	157	17.774	184	18.115	194	242	17	0	<b>48.755</b>	<b>18.090</b>	<b>183</b>	<b>14.981</b>	<b>219</b>	15.684	224	258
9	0	53.619	20.934	180	16.593	204	16.092	222	212										

#### 99 Sophia Flörsch(#1)



theoretical besttime: 49.126

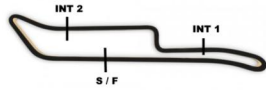
1	0	1:20.004	40.700	147	20.478	170	18.826	197	146	12	0	50.867	18.942	179	15.791	215	16.134	217	249
2	0	57.730	21.711	174	18.374	184	17.645	213	210	13	0	50.351	18.568	179	15.642	214	16.141	217	253
3	0	55.506	20.422	177	17.334	197	17.750	215	229	14	0	49.945	18.503	179	15.497	215	15.945	215	252
4	0	54.091	19.714	176	16.881	185	17.496	<b>219</b>	247	15	0	49.746	18.461	179	15.392	215	15.893	217	251
5	0	52.060	18.999	179	16.540	188	16.521	218	252	16	0	49.901	18.580	178	15.402	214	15.919	216	252
6	0	50.886	18.832	178	15.802	213	16.252	217	253	17	0	49.446	18.330	179	15.331	215	15.785	216	245
7	0	1:10.302	18.825	179	16.104	213	35.373		251	18	0	49.332	18.301	179	15.276	216	15.755	216	253
8	0	1:33.066	56.308	119	18.961	179	17.797	208	137	19	0	49.392	18.197	178	15.413	215	15.782	217	252
9	0	54.351	20.249	176	17.234	211	16.868	214	231	20	0	<b>49.126</b>	<b>18.196</b>	<b>179</b>	<b>15.237</b>	<b>216</b>	<b>15.693</b>	<b>216</b>	252
10	0	53.494	20.147	177	16.817	210	16.530	217	227	21	0	49.420	18.406	179	15.247	215	15.767	218	<b>253</b>
11	0	52.012	19.666	178	16.131	211	16.215	217	244	22	0	49.350	18.283	179	15.265	216	15.802	218	253



### Top speed list Provisional

#	Name (NAT)	Nation	Team	Car name	Speed	Lap	Race time
11	Marco Wittmann (DEU)		Walkenhorst Motorsport	BMW	258.00	6	5:00.278
31	Sheldon van der Linde (ZAF)		ROWE Racing	BMW	258.00	9	15:06.232
57	Philip Ellis (CHE)		Mercedes-AMG Team Winward	Mercedes-AMG	258.00	13	16:24.317
8	Daniel Juncadella (ESP)		Mercedes-AMG Team GruppeM Racing	Mercedes-AMG	256.77	18	18:49.652
23	Nick Cassidy (NZL)		Alpha Tauri AF Corse	Ferrari	256.77	19	19:54.728
3	Kelvin van der Linde (ZAF)		Team ABT Sportsline	Audi	256.77	20	20:04.388
16	Timo Glock (DEU)		ROWE Racing	BMW	256.17	7	6:17.072
30	Liam Lawson (NZL)		Red Bull AF Corse	Ferrari	256.17	13	13:24.590
26	Esmee Hawkey (GBR)		T3 Motorsport	Lamborghini	256.17	8	13:31.017
18	Maximilian Buhk (DEU)		Mercedes-AMG Team Mücke Motorsport	Mercedes-AMG	256.17	18	16:29.422
10	Esteban Muth (BEL)		T3 Motorsport	Lamborghini	256.17	18	19:41.221
5	Vincent Abril (MCO)		Mercedes-AMG Team HRT	Mercedes-AMG	255.56	6	5:14.516
22	Lucas Auer (AUT)		Mercedes-AMG Team Winward	Mercedes-AMG	255.56	10	15:16.342
4	Maximilian Götz (DEU)		Mercedes-AMG Team HRT	Mercedes-AMG	255.56	18	17:23.741
9	Mike Rockenfeller (DEU)		Team ABT Sportsline	Audi	254.36	5	4:12.042
36	Arjun Maini (IND)		Mercedes-AMG Team GetSpeed	Mercedes-AMG	254.36	8	6:21.775
99	Sophia Flörsch (DEU)		Team ABT	Audi	253.77	21	18:47.356
51	Nico Müller (CHE)		Team Rosberg	Audi	253.17	10	14:47.281
37	Lucas di Grassi (BRA)		Team ABT Sportsline	Audi	252.58	15	13:40.454
12	Dev Gore (USA)		Team Rosberg	Audi	252.58	16	14:49.194

Norisring, Length: 2300 m

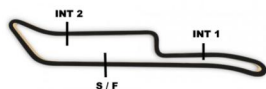


### DTM Driver Champion 2021

#### Provisional

Rank	Name	Nation	Total	Monza				Lausitzring				Zolder				Nürburgring				Red Bull Ring				Assen				Hockenheimring				Norisring			
				Q1	R1	Q2	R2	Q1	R1	Q2	R2	Q1	R1	Q2	R2	Q1	R1	Q2	R2	Q1	R1	Q2	R2	Q1	R1	Q2	R2	Q1	R1	Q2	R2				
1	Liam Lawson		227.0		25.0	2.0			18.0	2.0	18.0				15.0					3.0	25.0	2.0	25.0	3.0	18.0	1.0	18.0	1.0	12.0		18.0	3.0	15.0	3.0	
2	Kelvin van der Linde		208.0		12.0	3.0	25.0	2.0	12.0		15.0	3.0	25.0		4.0	3.0	25.0				10.0		8.0		1.0		12.0	3.0	25.0	3.0	1.0	2.0	12.0	2.0	
3	Maximilian Götz		205.0	1.0	18.0		1.0			1.0	25.0	2.0	6.0		18.0		12.0		12.0	2.0	18.0		15.0	1.0	15.0		8.0		10.0		15.0		25.0		
4	Marco Wittmann		165.0		4.0		10.0		6.0		8.0	1.0	10.0	3.0	25.0	1.0	10.0	1.0	15.0		6.0	3.0	18.0	2.0	25.0	2.0	15.0								
5	Lucas Auer		134.0	2.0			15.0		8.0		2.0		2.0	10.0		1.0		8.0		4.0		10.0		4.0	3.0	25.0	2.0		2.0	25.0	1.0	8.0			
6	Alex Albon		130.0		15.0		6.0		10.0				15.0		8.0			3.0	25.0		12.0					10.0		18.0		8.0					
7	Philip Ellis		128.0				8.0		25.0	3.0	12.0		4.0			2.0	18.0				15.0		12.0		10.0			6.0	12.0		1.0				
8	Mike Rockenfeller		77.0		2.0		4.0	1.0	15.0		4.0		18.0	1.0	1.0		15.0									1.0		15.0							
9	Daniel Juncadella		67.0	3.0	10.0						6.0						4.0	2.0	18.0									8.0		10.0		6.0			
10	Nico Müller		56.0		6.0		18.0				1.0		1.0		12.0		6.0		2.0							6.0						4.0			
11	Sheldon van der Linde		55.0			1.0	12.0	3.0	2.0		10.0				6.0		8.0					1.0			12.0										
12	Esteban Muth		41.0		1.0		2.0		4.0				8.0		2.0			10.0						8.0		2.0		4.0							
13	Arjun Maini		40.0													2.0				1.0	8.0		6.0						1.0	4.0		18.0			
14	Vincent Abril		30.0										12.0					4.0		2.0		4.0				4.0		2.0		2.0					
15	Maximilian Buhk		13.0		8.0				1.0													2.0										2.0			
16	Nick Cassidy		11.0																												10.0	1.0			
17	Timo Glock		9.0															6.0		1.0		1.0						1.0							
18	Marvin Dienst		6.0																										6.0						
19	Sophia Flörsch		6.0																					6.0											
20	Esmee Hawkey		2.0																					2.0											
21	Christopher Haase		1.0															1.0																	
22	Dev Gore																																		
23	Markus Winkelhock																																		

Norisring, Length: 2300 m

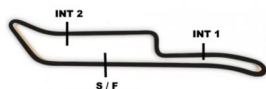


### DTM Team Champion 2021

#### Provisional

Rank	Name	Nation	Total	Monza				Lausitzring				Zolder				Nürburgring				Red Bull Ring				Assen				Hockenheimring				Norisring			
				O1	R1	O2	R2	O1	R1	O2	R2	O1	R1	O2	R2	O1	R1	O2	R2	O1	R1	O2	R2	O1	R1	O2	R2	O1	R1	O2	R2				
1	Red Bull AlphaTauri AF Corse		368.0		40.0	2.0	6.0		28.0	2.0	18.0		15.0		23.0			3.0	25.0	3.0	37.0	2.0	25.0	3.0	18.0	1.0	28.0	1.0	30.0		26.0	3.0	25.0	4.0	
2	Team ABT Sportsline		284.0		14.0	3.0	29.0	3.0	27.0		19.0	3.0	43.0	1.0	5.0	3.0	40.0				10.0		8.0		1.0		12.0	3.0	40.0	3.0	1.0	2.0	12.0	2.0	
3	Mercedes-AMG Team Winward		262.0	2.0			23.0		33.0	3.0	14.0		6.0	2.0	10.0	2.0	19.0		8.0		19.0		22.0		14.0	3.0	25.0	2.0	6.0	2.0	37.0	1.0	9.0		
4	Mercedes-AMG Team HRT		233.0	1.0	18.0		1.0			1.0	25.0	2.0	18.0		18.0		12.0		16.0	2.0	20.0		19.0	1.0	15.0		10.0		12.0		17.0		25.0		
5	Walkenhorst Motorsport		165.0		4.0		10.0		6.0		8.0	1.0	10.0	3.0	25.0	1.0	10.0	1.0	15.0		6.0	3.0	18.0	2.0	25.0	2.0	15.0								
6	Mercedes-AMG Team GruppeM Racing		67.0	3.0	10.0						6.0						4.0	2.0	18.0										8.0		10.0		6.0		
7	ROWE Racing		64.0			1.0	12.0	3.0	2.0		10.0				6.0		8.0		6.0		1.0	1.0	1.0		12.0				1.0						
8	Team Rosberg		55.0		6.0		18.0				1.0		1.0		12.0		6.0		3.0								4.0					4.0			
9	T3 Motorsport		48.0		1.0		2.0		4.0				8.0		2.0				10.0					10.0		7.0		4.0							
10	Mercedes-AMG Team GetSpeed		40.0													2.0				1.0	8.0		6.0						1.0	4.0		18.0			
11	Mercedes-AMG Team Mücke Motorsport		19.0		8.0				1.0														2.0							6.0		2.0			
12	Team ABT		6.0																						6.0										

Norisring, Length: 2300 m



### DTM Manufacturer Champion 2021

#### Provisional

Rank	Manufacturer	Total	Monza				Lausitzring				Zolder				Nürburgring				Red Bull Ring				Assen				Hockenheimring				Norisring			
			O1	R1	O2	R2	O1	R1	O2	R2	O1	R1	O2	R2	O1	R1	O2	R2	O1	R1	O2	R2	O1	R1	O2	R2	O1	R1	O2	R2				
1	Mercedes-AMG	559.0	6.0	36.0		24.0		34.0	4.0	43.0	2.0	22.0	2.0	28.0	2.0	34.0	2.0	38.0	3.0	41.0		37.0	1.0	29.0	3.0	35.0	2.0	24.0	3.0	52.0	1.0	51.0		
2	Ferrari	368.0		40.0	2.0	6.0		28.0	2.0	18.0		15.0		23.0		3.0	25.0	3.0	37.0	2.0	25.0	3.0	18.0	1.0	28.0	1.0	30.0		26.0	3.0	25.0	4.0		
3	Audi	345.0		20.0	3.0	47.0	3.0	27.0		20.0	3.0	44.0	1.0	17.0	3.0	46.0		3.0		10.0		8.0		7.0		16.0	3.0	40.0	3.0	1.0	2.0	16.0	2.0	
4	BMW	229.0		4.0	1.0	22.0	3.0	8.0		18.0	1.0	10.0	3.0	31.0	1.0	18.0	1.0	21.0		7.0	4.0	19.0	2.0	37.0	2.0	15.0		1.0						
5	Lamborghini	48.0		1.0		2.0		4.0						8.0		2.0							10.0											