

Provisional

Result List

Stewards / Race Management

STEWARD	Achim Loth
STEWARD	Yasin Özer
STEWARD	Franz-Josef Serr
RACE DIRECTOR	Niels Wittich
CLERK OF THE COURSE	Georg Ziegahn
TECHNICAL DELEGATE	Erik Wilhelmi
CHIEF TIMEKEEPER	Steffen Ruhl

Weather Start/Finish

AIR	17.2°C
TRACK	26.3°C
CONDITIONS	Dry
PRESSURE	1010 hPa
AIR	18.0°C
TRACK	28.5°C
CONDITIONS	Dry
PRESSURE	1010 hPa

Track Information

GREEN FLAG	11:00:04
CHEQUERED FLAG	11:30:47
SAFETY CAR PHASE	0
FULL COURSE YELLOW PHASE	0
TRACK NAME	Hockenheimring
TRACK LENGTH	4574m
TURN COUNT	17
TOTAL DISTANCE	82.33km
FASTEST LAP:	#52. CRA - 1:41.541

STARTED: 17 CLASSIFIED: 14 NOT CLASSIFIED: 3 DISQUALIFIED: 0

Nr.	Drivers	Team	Laps	Total Time	Gap	Kph	Lap	Time	Kph
Cl.	Car	Competitor							
1	29 J.Dürksen(DEU) ADAC Formel 4	(T) ADAC Berlin-Brandenburg e.V.(DEU) ADAC Berlin-Brandenburg e.V.	18	30:43.192		161.2	9	1:41.620	162.0
2	52 J.Crawford(USA) ADAC Formel 4	(T) Van Amersfoort Racing(NLD) Van Amersfoort Racing	18	30:43.567	0.375	161.3	9	1:41.541	162.1
3	17 J.Edgar(GBR) ADAC Formel 4	(T) Van Amersfoort Racing(NLD) Van Amersfoort Racing	18	30:44.244	1.052	161.3	9	1:41.691	161.9
4	58 E.Seppänen(FIN) ADAC Formel 4	(T) US Racing(DEU) US Racing	18	30:45.662	2.470	161.2	10	1:41.561	162.1
5	51 F.Pizzi(ITA) R ADAC Formel 4	Van Amersfoort Racing(NLD) Van Amersfoort Racing	18	30:46.857	3.665	161.2	11	1:41.652	161.9
6	77 T.Tramnitz(DEU) R ADAC Formel 4	(T) US Racing(DEU) US Racing	18	30:48.882	5.690	161.1	11	1:41.676	161.9
7	16 D.Beganovic(SWE) R ADAC Formel 4	(T) Prema Powerteam SRL(ITA) Prema Powerteam SRL	18	30:49.856	6.664	161.0	11	1:41.795	161.7
8	95 V.Lomko(RUS) R ADAC Formel 4	US Racing(DEU) US Racing	18	30:58.876	15.684	160.3	13	1:42.104	161.2
9	23 E.Zuniga(MEX) R ADAC Formel 4	ADAC Berlin-Brandenburg e.V.(DEU) ADAC Berlin-Brandenburg e.V.	18	31:02.065	18.873	160.1	11	1:42.207	161.1
10	78 H.AI Qubaisi(UAE) ADAC Formel 4	(T) ABU DHABI RACING UAE(UAE) ABU DHABI RACING UAE	18	31:03.544	20.352	160.0	7	1:42.123	161.2
11	72 L.Fornaroli(ITA) R ADAC Formel 4	Iron Lynx(ITA) Iron Lynx	18	31:05.874	22.682	159.7	7	1:42.243	161.0
12	6 K.Smal(RUS) R ADAC Formel 4	(T) R-ACE GP(FRA) R-ACE GP	18	31:08.392	25.200	159.5	4	1:42.326	160.9
13	15 S.Montoya(COL) R ADAC Formel 4	Prema Powerteam SRL(ITA) Prema Powerteam SRL	18	31:08.790	25.598	159.2	11	1:41.801	161.7
14	7 J.Knopp(CZE) R ADAC Formel 4	(T) ADAC Berlin-Brandenburg e.V.(DEU) ADAC Berlin-Brandenburg e.V.	18	31:15.995	32.803	158.7	6	1:42.050	161.3

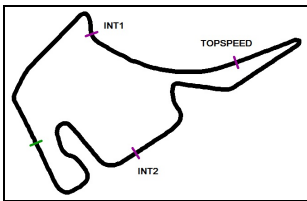
Not classified

46 G.Mini(ITA) R ADAC Formel 4	(T) Prema Powerteam SRL(ITA) Prema Powerteam SRL	12	21:13.343	6LAPS	155.4	9	1:41.623	162.0
4 V.Bernier(FRA) ADAC Formel 4	(T) R-ACE GP(FRA) R-ACE GP	6	11:17.780	12LAPS	149.2	5	1:41.829	161.7
87 O.Bearman(GBR) R ADAC Formel 4	US Racing(DEU) US Racing	1	2:18.568	17LAPS				

Fastest lap of the race. Car 52 driver Jak Crawford on lap 9. Time 1:41.541, average speed 162.1 km/h.

T = nominated for Team Classification

Subject to final scrutineering!		
Publication time:	Clerk of the Course: Georg Ziegahn	Timekeeper: Steffen Ruhl



ADAC Formel 4

Lap Chart Race 1

Provisional

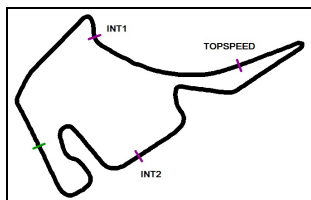


Hockenheimring, Length: 4574 m

Saturday, September 19, 2020 11:00:00

LapCha	1	2	3	4	5	6	7	8	9	10	11	12	13	14	15	16	17	18	19	20	21	22	23	24	25	26	27	28	29	30	31	32	33	34	35	36	37	38	39	40	41	42	43	44	45									
LAP 1	29	46	52	17	58	51	15	16	77	7	95	72	6	23	78	.4	.87																																					
LAP 2	29	46	52	17	58	51	15	16	77	7	95	72	6	23	78	4																																						
LAP 3	29	46	52	17	58	51	15	16	77	7	95	72	23	6	78	4																																						
LAP 4	29	46	52	17	58	51	15	16	77	7	95	72	23	6	78	4																																						
LAP 5	29	46	52	17	58	51	15	16	77	7	72	95	23	6	78	4																																						
LAP 6	29	46	52	17	58	51	15	16	77	7	72	95	23	6	78	.4																																						
LAP 7	29	46	52	17	58	51	15	77	16	7	72	95	23	78	6																																							
LAP 8	29	46	52	17	58	51	15	77	16	7	72	95	23	78	6																																							
LAP 9	29	46	52	17	58	51	15	77	16	7	72	95	23	78	6																																							
LAP 10	29	46	52	17	58	51	15	77	16	7	95	72	78	23	6																																							
LAP 11	29	46	52	17	58	51	15	77	16	7	95	72	78	23	6																																							
LAP 12	29	52	17	58	51	15	77	16	7	95	72	78	23	6	.46																																							
LAP 13	29	52	17	58	51	77	16	.15	95	.7	78	23	72	6																																								
LAP 14	29	52	17	58	51	77	16	95	78	23	72	6	15	7																																								
LAP 15	29	52	17	58	51	77	16	95	78	23	72	6	15	7																																								
LAP 16	29	52	17	58	51	77	16	95	23	78	6	72	15	7																																								
LAP 17	29	52	17	58	51	77	16	95	23	78	72	6	15	7																																								
LAP 18	29	52	17	58	51	77	16	95	23	78	72	6	15	7																																								

.- PITSTOP ' - LAP BEHIND



ADAC Formel 4

Sector List Race 1

Provisional



Hockenheimring, Length: 4574m

Air temperature: 18.03°C

Track temperature: 28.6°C

Weather condition: Dry

DMSB Reg. Nr.: R-11498/20

Saturday, September 19, 2020 11:00:00

Lap	Id	Time	SE1	SP1	SE2	SP2	SE3	SP3	TSP	Lap	Id	Time	SE1	SP1	SE2	SP2	SE3	SP3	TSP		
4		Bernier, FRA(#1)											theoretical besttime: 1:41.632								
1	0	2:06.040	34.003	119	53.437	174	38.600	55	198	4	0	1:42.000	22.281	151	48.565	181	31.154	188	219		
2	0	2:19.944	59.875	151	48.725	180	31.344	187	218	5	0	1:41.829	22.375	151	48.397	182	31.057	189	220		
3	0	1:41.963	22.475	151	48.363	181	31.125	189	219	6	0	1:46.004	22.212	151	48.406	182	35.386	57	220		

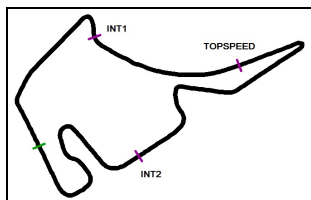
6		Smal, RUS(#1)											theoretical besttime: 1:42.148								
1	0	1:53.858	31.535	147	49.834	180	32.489	183	226	10	0	1:42.947	22.444	150	48.791	181	31.712	187	223		
2	0	1:43.335	22.726	149	48.793	180	31.816	188	224	11	0	1:42.347	22.466	149	48.497	180	31.384	187	225		
3	0	1:43.588	22.817	149	49.104	181	31.667	186	223	12	0	1:42.462	22.330	150	48.508	181	31.624	187	224		
4	0	1:42.326	22.354	149	48.591	181	31.381	187	223	13	0	1:43.612	22.376	150	48.842	177	32.394	185	226		
5	0	1:43.420	22.438	149	48.947	179	32.035	187	224	14	0	1:43.387	22.591	149	48.794	179	32.002	188	225		
6	0	1:42.498	22.395	150	48.537	181	31.566	186	225	15	0	1:43.401	22.690	149	48.895	180	31.816	187	226		
7	0	1:43.098	22.451	149	48.996	180	31.651	186	222	16	0	1:42.896	22.482	150	48.870	179	31.544	187	224		
8	0	1:42.904	22.497	148	48.904	182	31.503	187	223	17	0	1:45.230	23.956	146	49.491	175	31.783	187	217		
9	0	1:42.603	22.486	150	48.796	181	31.321	188	223	18	0	1:44.480	23.619	149	49.190	179	31.671	186	217		

7		Knopp, CZE(#1)											theoretical besttime: 1:41.953								
1	0	1:52.379	31.349	146	49.160	181	31.870	189	227	10	0	1:42.347	22.377	150	48.532	182	31.438	190	225		
2	0	1:43.214	22.753	150	48.612	182	31.849	188	224	11	0	1:42.974	22.969	149	48.423	182	31.582	189	224		
3	0	1:42.886	22.590	150	48.554	182	31.742	189	226	12	0	1:42.365	22.551	150	48.318	183	31.496	189	223		
4	0	1:42.187	22.448	150	48.351	183	31.388	190	224	13	0	1:47.365	22.632	151	48.345	183	36.388	53	223		
5	0	1:42.542	22.770	151	48.395	182	31.377	187	224	14	0	1:57.745	37.503	150	48.526	182	31.716	189	224		
6	0	1:42.050	22.401	150	48.277	183	31.372	189	225	15	0	1:42.813	22.690	150	48.513	182	31.610	189	221		
7	0	1:42.402	22.753	150	48.350	184	31.299	190	223	16	0	1:42.852	22.802	150	48.473	183	31.577	189	221		
8	0	1:42.381	22.411	151	48.644	183	31.326	190	226	17	0	1:42.700	22.595	150	48.568	183	31.537	189	220		
9	0	1:42.143	22.394	150	48.328	182	31.421	190	225	18	0	1:42.650	22.568	150	48.535	182	31.547	189	221		

15		Montoya, COL(#1)											theoretical besttime: 1:41.423								
1	0	1:51.057	29.764	148	49.467	178	31.826	188	226	10	0	1:41.978	22.568	149	48.243	183	31.167	189	225		
2	0	1:42.428	22.617	151	48.433	182	31.378	190	225	11	0	1:41.801	22.363	150	48.222	182	31.216	189	224		
3	0	1:42.286	22.472	151	48.583	182	31.231	188	225	12	0	1:42.236	22.190	150	48.066	182	31.980	186	225		
4	0	1:41.802	22.232	150	48.188	184	31.382	189	224	13	0	1:48.347	22.723	149	48.720	181	36.904	53	222		
5	0	1:42.019	22.502	151	48.182	183	31.335	189	226	14	0	1:57.311	37.574	151	48.339	182	31.398	188	222		
6	0	1:41.938	22.296	151	48.125	183	31.517	188	227	15	0	1:42.310	22.428	151	48.647	181	31.235	188	222		
7	0	1:42.121	22.346	150	48.279	183	31.496	190	228	16	0	1:41.986	22.395	151	48.207	183	31.384	189	221		
8	0	1:42.277	22.400	151	48.290	183	31.587	188	227	17	0	1:42.236	22.436	151	48.504	182	31.296	189	221		
9	0	1:42.229	22.465	150	48.155	183	31.609	189	227	18	0	1:42.428	22.655	150	48.417	181	31.356	190	222		

16		Beganovic, SWE(#1)											theoretical besttime: 1:41.612								
1	0	1:51.479	30.286	147	49.147	180	32.046	186	225	10	0	1:41.896	22.333	151	48.318	181	31.245	190	225		
2	0	1:43.199	22.876	150	48.794	181	31.529	188	222	11	0	1:41.795	22.322	150	48.187	182	31.286	189	224		
3	0	1:42.752	22.493	150	48.889	181	31.370	188	223	12	0	1:41.811	22.283	151	48.152	182	31.376	188	224		
4	0	1:41.943	22.281	151	48.317	182	31.345	188	223	13	0	1:42.114	22.312	151	48.402	181	31.400	190	224		
5	0	1:42.478	22.439	150	48.754	181	31.285	189	223	14	0	1:42.045	22.354	151	48.212	182	31.479	188	225		
6	0	1:42.063	22.246	150	48.352	183	31.465	189	222	15	0	1:42.105	22.440	151	48.156	182	31.509	187	225		
7	0	1:43.039	22.509	150	49.060	180	31.470	189	221	16	0	1:42.160	22.495	152	48.121	183	31.544	189	225		
8	0	1:41.959	22.390	151	48.289	183	31.280	190	225	17	0	1:42.492	22.520	151	48.498	180	31.474	190	222		
9	0	1:41.852	22.353	150	48.250	182	31.249	189	225	18	0	1:42.674	22.576	152	48.376	182	31.722	189	222		

17		Edgar, GBR(#1)											theoretical besttime: 1:41.572								
1	0	1:48.989	28.143	150	48.859	180	31.987	189	231	10	0	1:41.724	22.297	150	48.065	183	31.362	190	226		
2	0	1:42.628	22.739	151	48.358	182	31.531	189	227	11	0	1:41.704	22.251	150	48.082	181	31.371	190	225		
3	0	1:42.190	22.473	151	48.253	182	31.464	189	228	12	0	1:41.835	22.228	150	48.178	182	31.429	188	225		
4	0	1:42.441	22.353	150	48.424	182	31.664	190	228	13	0	1:42.021	22.233	150	48.209	182	31.579	189	227		
5	0	1:41.977	22.340	151	48.160	181	31.477	189	228	14	0	1:41.930	22.285	150	48.064	182	31.581	188	226		
6	0	1:42.193	22.374	150	48.380	182	31.439	189	228	15	0	1:41.943	22.284	150	48.127	181	31.532	190	226		
7	0	1:42.005	22.389	151	48.220	181	31.396	189	226	16	0	1:42.115	22.390	150	48.154	183	31.571	190	226		
8	0	1:42.108	22.330	150	48.240	182	31.538	190	227	17	0	1:42.267	22.387	151	48.179	181	31.701	189	225		
9	0	1:41.691	22.246	151	48.165	183	31.280	190	226	18	0	1:42.483	22.390	150	48.350	183	31.743	189	225		



ADAC Formel 4

Sector List Race 1

Provisional



Hockenheimring, Length: 4574m

Air temperature: 18.03°C

Track temperature: 28.6°C

Weather condition: Dry

DMSB Reg. Nr.: R-11498/20

Saturday, September 19, 2020 11:00:00

Lap	Id	Time	SE1	SP1	SE2	SP2	SE3	SP3	TSP	Lap	Id	Time	SE1	SP1	SE2	SP2	SE3	SP3	TSP
23		Zuniga, MEX(#1)	theoretical besttime: 1:42.102																
1	0	1:54.440	32.189	136	50.090	180	32.161	187	219	10	0	1:44.288	23.049	150	49.393	180	31.846	189	229
2	0	1:43.119	22.676	150	48.786	180	31.657	189	225	11	0	1:42.207	22.353	149	48.261	180	31.593	188	227
3	0	1:42.693	22.685	149	48.500	181	31.508	188	225	12	0	1:42.549	22.396	150	48.424	180	31.729	189	225
4	0	1:42.311	22.345	149	48.452	183	31.514	187	225	13	0	1:43.207	22.496	150	48.921	178	31.790	189	225
5	0	1:43.586	22.549	150	49.225	179	31.812	187	228	14	0	1:43.370	22.465	150	48.968	179	31.937	188	228
6	0	1:42.436	22.333	149	48.491	183	31.612	187	226	15	0	1:42.775	22.513	149	48.593	182	31.669	189	225
7	0	1:42.339	22.353	149	48.462	181	31.524	188	225	16	0	1:42.600	22.477	149	48.529	181	31.594	187	227
8	0	1:42.394	22.420	148	48.398	182	31.576	189	225	17	0	1:42.586	22.392	149	48.619	180	31.575	188	221
9	0	1:42.550	22.373	150	48.389	182	31.788	189	229	18	0	1:42.615	22.526	149	48.572	181	31.517	189	221

29		Dürksen, DEU(#1)	theoretical besttime: 1:41.557																
1	0	1:47.002	26.900	150	48.701	182	31.401	188	220	10	0	1:42.095	22.502	148	48.395	182	31.198	189	223
2	0	1:42.501	22.657	150	48.600	182	31.244	189	220	11	0	1:42.022	22.471	150	48.388	183	31.163	190	223
3	0	1:41.950	22.456	151	48.290	182	31.204	189	221	12	0	1:42.780	22.456	149	48.996	182	31.328	189	222
4	0	1:42.048	22.366	151	48.460	183	31.222	189	222	13	0	1:42.258	22.518	149	48.491	183	31.249	190	222
5	0	1:41.777	22.223	151	48.299	183	31.255	190	222	14	0	1:42.108	22.392	148	48.416	182	31.300	190	222
6	0	1:41.644	22.280	151	48.272	183	31.092	189	223	15	0	1:42.089	22.389	149	48.487	183	31.213	190	222
7	0	1:41.730	22.223	150	48.362	183	31.145	188	222	16	0	1:42.536	22.537	149	48.469	183	31.530	189	222
8	0	1:41.818	22.435	149	48.278	183	31.105	191	222	17	0	1:42.463	22.432	149	48.639	183	31.392	189	221
9	0	1:41.620	22.229	148	48.242	183	31.149	190	224	18	0	1:42.751	22.480	150	48.577	182	31.694	189	222

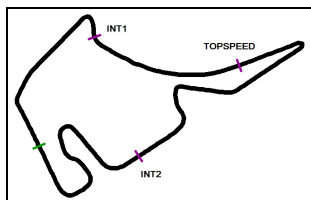
46		Mini, ITA(#1)	theoretical besttime: 1:41.459																
1	0	1:48.022	27.617	152	48.898	182	31.507	189	223	7	0	1:41.689	22.482	151	48.055	183	31.152	190	224
2	0	1:42.258	22.516	152	48.284	182	31.458	189	224	8	0	1:41.975	22.390	151	48.216	183	31.369	191	225
3	0	1:41.918	22.499	151	48.208	182	31.211	191	224	9	0	1:41.623	22.266	151	48.199	183	31.158	190	225
4	0	1:41.844	22.252	151	48.216	182	31.376	189	225	10	0	1:41.806	22.299	151	48.175	182	31.332	190	226
5	0	1:41.866	22.524	151	48.131	182	31.211	190	225	11	0	1:42.040	22.454	151	48.210	182	31.376	190	225
6	0	1:41.746	22.391	152	48.090	183	31.265	190	225	12	0	2:26.556	22.309	151	1:01.085	104	1:03.162	45	226

51		Pizzi, ITA(#1)	theoretical besttime: 1:41.511																
1	0	1:50.678	29.426	149	49.515	180	31.737	187	222	10	0	1:41.773	22.330	150	48.135	182	31.308	190	227
2	0	1:42.217	22.472	150	48.283	183	31.462	188	224	11	0	1:41.652	22.241	149	47.962	183	31.449	186	226
3	0	1:41.890	22.282	151	48.255	183	31.353	190	228	12	0	1:41.929	22.424	150	47.976	182	31.529	187	227
4	0	1:42.447	22.288	150	48.749	180	31.410	189	229	13	0	1:41.965	22.410	150	48.114	182	31.441	190	226
5	0	1:41.902	22.345	150	48.156	182	31.401	190	228	14	0	1:42.025	22.323	150	48.061	182	31.641	189	227
6	0	1:42.043	22.255	150	48.192	183	31.596	190	228	15	0	1:41.997	22.394	150	48.130	182	31.473	190	227
7	0	1:42.006	22.340	150	48.211	183	31.455	191	230	16	0	1:42.104	22.615	150	48.087	184	31.402	191	227
8	0	1:42.347	22.395	150	48.347	182	31.605	190	231	17	0	1:43.020	22.374	152	49.009	181	31.637	188	222
9	0	1:41.805	22.316	150	48.048	184	31.441	188	228	18	0	1:43.057	22.478	150	48.589	180	31.990	187	225

52		Crawford, USA(#1)	theoretical besttime: 1:41.541																
1	0	1:48.612	27.865	149	48.952	178	31.795	189	227	10	0	1:41.745	22.279	149	48.321	182	31.145	190	223
2	0	1:42.382	22.658	150	48.310	182	31.414	189	224	11	0	1:41.829	22.268	147	48.331	182	31.230	190	223
3	0	1:42.275	22.596	150	48.338	180	31.341	188	224	12	0	1:41.980	22.285	150	48.313	183	31.382	189	223
4	0	1:42.453	22.372	149	48.756	180	31.325	189	223	13	0	1:41.961	22.312	148	48.370	182	31.279	189	223
5	0	1:41.956	22.281	150	48.457	181	31.218	189	223	14	0	1:41.891	22.272	150	48.283	182	31.336	189	223
6	0	1:42.097	22.387	150	48.542	181	31.168	189	223	15	0	1:42.112	22.370	150	48.411	182	31.331	189	223
7	0	1:42.086	22.262	150	48.595	183	31.229	189	222	16	0	1:42.081	22.365	150	48.321	183	31.395	189	223
8	0	1:41.846	22.314	149	48.389	183	31.143	189	222	17	0	1:42.130	22.353	150	48.387	182	31.390	190	223
9	0	1:41.541	22.160	150	48.276	183	31.105	190	224	18	0	1:42.590	22.419	150	48.400	182	31.771	185	224

58		Seppänen, FIN(#1)	theoretical besttime: 1:41.459																
1	0	1:49.429	27.992	148	49.255	180	32.182	188	219	10	0	1:41.561	22.177	151	48.101	182	31.283	190	230
2	0	1:42.841	22.894	150	48.407	180	31.540	189	225	11	0	1:41.832	22.243	150	48.191	182	31.398	189	229
3	0	1:42.046	22.494	150	48.203	183	31.349	189	225	12	0	1:41.730	22.231	151	48.059	182	31.440	189	228
4	0	1:42.493	22.408	150	48.739	183	31.346	190	226	13	0	1:41.966	22.337	150	48.179	181	31.450	189	225
5	0	1:41.897	22.352	149	47.999	182	31.546	188	227	14	0	1:41.972	22.344	151	48.120	181	31.508	190	228
6	0	1:42.120	22.322	150	48.249	182	31.549	190	228	15	0	1:41.890	22.329	150	48.081	182	31.480	189	228
7	0	1:42.026	22.380	150	48.166	182	31.480	189	228	16	0	1:42.705	22.961	150	48.291	183	31.453	188	225
8	0	1:42.214	22.396	149	48.395	183	31.423	188	227	17	0	1:42.921	22.504	149	48.934	181	31.483	188	221





ADAC Formel 4

Sector List Race 1

Provisional



Hockenheimring, Length: 4574m

Air temperature: 18.03°C

Track temperature: 28.6°C

Weather condition: Dry

DMSB Reg. Nr.: R-11498/20

Saturday, September 19, 2020 11:00:00

Lap	Id	Time	SE1	SP1	SE2	SP2	SE3	SP3	TSP	Lap	Id	Time	SE1	SP1	SE2	SP2	SE3	SP3	TSP
9	0	1:41.722	22.306	150	48.045	183	31.371	189	227	18	0	1:42.297	22.305	150	48.446	182	31.546	189	223

72 Fornaroli, ITA(#1)

theoretical besttime: 1:42.076

1	0	1:53.366	31.370	145	49.838	177	32.158	189	226	10	0	1:43.496	22.592	150	49.304	180	31.600	189	221
2	0	1:43.388	22.785	151	48.836	182	31.767	188	225	11	0	1:42.520	22.394	150	48.542	181	31.584	188	225
3	0	1:42.564	22.498	151	48.451	180	31.615	189	227	12	0	1:42.632	22.485	151	48.552	181	31.595	188	224
4	0	1:42.418	22.575	148	48.360	183	31.483	188	225	13	0	1:45.097	22.726	149	50.175	174	32.196	187	220
5	0	1:43.173	22.520	150	49.208	180	31.445	188	223	14	0	1:43.422	22.558	150	48.874	173	31.990	186	225
6	0	1:42.305	22.344	151	48.546	181	31.415	189	222	15	0	1:43.325	22.696	149	49.004	179	31.625	188	224
7	0	1:42.243	22.305	151	48.527	182	31.411	188	223	16	0	1:43.803	22.651	149	49.347	177	31.805	189	219
8	0	1:42.799	22.430	151	48.953	182	31.416	188	224	17	0	1:43.322	22.789	148	48.925	180	31.608	189	221
9	0	1:42.624	22.415	150	48.741	181	31.468	188	223	18	0	1:43.377	22.766	150	48.857	181	31.754	188	219

77 Tramnitz, DEU(#1)

theoretical besttime: 1:41.436

1	0	1:51.803	30.414	150	49.387	181	32.002	187	226	10	0	1:41.771	22.216	150	48.217	183	31.338	189	225
2	0	1:43.242	22.832	151	48.787	181	31.623	190	226	11	0	1:41.676	22.118	150	48.251	183	31.307	189	225
3	0	1:42.767	22.497	150	48.865	181	31.405	190	227	12	0	1:41.822	22.208	150	48.270	183	31.344	189	223
4	0	1:41.917	22.351	151	48.239	183	31.327	189	226	13	0	1:42.683	22.352	149	48.601	182	31.730	188	227
5	0	1:42.608	22.467	151	48.714	179	31.427	189	229	14	0	1:42.122	22.368	150	48.306	183	31.448	188	222
6	0	1:41.872	22.324	151	48.136	183	31.412	190	226	15	0	1:41.895	22.302	149	48.261	183	31.332	189	223
7	0	1:42.080	22.472	151	48.318	183	31.290	188	225	16	0	1:42.282	22.528	150	48.322	183	31.432	187	222
8	0	1:41.799	22.268	150	48.320	183	31.211	189	222	17	0	1:42.307	22.336	150	48.521	183	31.450	189	220
9	0	1:41.703	22.236	150	48.285	183	31.182	189	223	18	0	1:42.533	22.338	150	48.409	181	31.786	189	221

78 Al Qubaisi, UAE(#1)

theoretical besttime: 1:41.884

1	0	1:54.738	32.158	122	50.445	180	32.135	189	222	10	0	1:43.312	22.502	150	49.253	181	31.557	189	226
2	0	1:43.616	22.734	150	48.929	175	31.953	189	226	11	0	1:42.146	22.235	149	48.353	182	31.558	190	225
3	0	1:42.905	22.604	149	48.654	182	31.647	190	225	12	0	1:42.580	22.222	150	48.551	181	31.807	187	228
4	0	1:42.475	22.356	150	48.580	180	31.539	190	227	13	0	1:43.169	22.345	150	49.112	178	31.712	188	226
5	0	1:43.243	22.311	151	48.716	179	32.216	185	228	14	0	1:43.458	22.763	150	49.056	181	31.639	187	222
6	0	1:42.575	22.429	151	48.483	181	31.663	189	229	15	0	1:42.911	22.587	148	48.743	181	31.581	187	221
7	0	1:42.123	22.297	151	48.263	182	31.563	187	228	16	0	1:43.791	22.603	148	49.446	180	31.742	188	221
8	0	1:42.378	22.308	150	48.560	182	31.510	190	227	17	0	1:42.850	22.524	150	48.701	181	31.625	189	223
9	0	1:42.148	22.168	151	48.206	183	31.774	190	228	18	0	1:43.126	22.542	149	48.670	180	31.914	187	223

87 Bearman, GBR(#1)

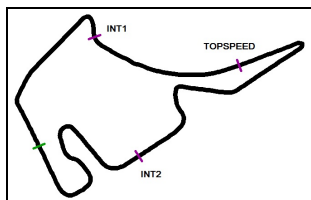
theoretical besttime:

1	0	2:18.568	32.084	111	1:01.457	148	45.027	49	195										
---	---	----------	--------	-----	----------	-----	--------	----	-----	--	--	--	--	--	--	--	--	--	--

95 Lomko, RUS(#1)

theoretical besttime: 1:41.909

1	0	1:52.905	31.040	147	49.939	178	31.926	188	221	10	0	1:42.446	22.575	151	48.421	182	31.450	188	227
2	0	1:43.309	22.674	150	48.790	180	31.845	186	224	11	0	1:42.269	22.433	150	48.372	182	31.464	188	222
3	0	1:42.559	22.544	149	48.420	181	31.595	187	225	12	0	1:42.156	22.482	150	48.257	183	31.417	188	222
4	0	1:42.463	22.507	150	48.386	182	31.570	188	226	13	0	1:42.104	22.389	150	48.296	182	31.419	188	222
5	0	1:44.212	23.376	150	49.356	180	31.480	188	229	14	0	1:42.481	22.478	150	48.567	181	31.436	187	222
6	0	1:42.391	22.542	149	48.424	181	31.425	189	225	15	0	1:42.460	22.580	151	48.443	182	31.437	188	221
7	0	1:42.123	22.354	151	48.471	180	31.298	189	225	16	0	1:42.687	22.542	151	48.609	181	31.536	188	220
8	0	1:42.708	22.440	150	48.809	181	31.459	188	226	17	0	1:43.176	22.618	150	48.861	180	31.697	187	220
9	0	1:42.576	22.532	150	48.551	178	31.493	189	227	18	0	1:43.851	22.747	150	48.957	180	32.147	187	220



ADAC Formel 4

Top speed list Race 1

Provisional



Hockenheimring, Length: 4574m

Air temperature: 18.03°C

Track temperature: 28.6°C

Weather condition: Dry

DMSB Reg. Nr.: R-11498/20

Saturday, September 19, 2020 11:00:00

#	Name (NAT)	Team	Car name	Speed	Lap	Race time
17	Jonny Edgar (GBR)	Van Amersfoort Racing (NLD)	ADAC Formel 4	231.75	1	42.200
51	Francesco Pizzi (ITA)	Van Amersfoort Racing (NLD)	ADAC Formel 4	231.26	8	12:39.722
58	Elias Seppänen (FIN)	US Racing (DEU)	ADAC Formel 4	230.27	10	16:03.096
77	Tim Tramnitz (DEU)	US Racing (DEU)	ADAC Formel 4	229.29	5	7:36.389
95	Vladislav Lomko (RUS)	US Racing (DEU)	ADAC Formel 4	229.29	5	7:38.844
78	Hamda Al Qubaisi (UAE)	ABU DHABI RACING UAE (UAE)	ADAC Formel 4	229.29	6	9:23.609
23	Erick Zuniga (MEX)	ADAC Berlin-Brandenburg e.V. (DEU)	ADAC Formel 4	229.29	9	14:29.900
15	Sebastian Montoya (COL)	Prema Powerteam SRL (ITA)	ADAC Formel 4	228.32	7	10:58.073
52	Jak Crawford (USA)	Van Amersfoort Racing (NLD)	ADAC Formel 4	227.36	1	42.158
7	Josef Knopp (CZE)	ADAC Berlin-Brandenburg e.V. (DEU)	ADAC Formel 4	227.36	1	45.652
72	Leonardo Fornaroli (ITA)	Iron Lynx (ITA)	ADAC Formel 4	227.36	3	4:13.543
6	Kirill Smal (RUS)	R-ACE GP (FRA)	ADAC Formel 4	226.89	1	46.004
46	Gabriele Mini (ITA)	Prema Powerteam SRL (ITA)	ADAC Formel 4	226.89	10	15:59.525
16	Dino Beganovic (SWE)	Prema Powerteam SRL (ITA)	ADAC Formel 4	225.94	10	16:07.453
29	Joshua Dürksen (DEU)	ADAC Berlin-Brandenburg e.V. (DEU)	ADAC Formel 4	224.06	9	14:17.099
4	Victor Bernier (FRA)	R-ACE GP (FRA)	ADAC Formel 4	220.85	5	8:26.809
87	Oliver Bearman (GBR)	US Racing (DEU)	ADAC Formel 4	195.65	1	48.552