

### Provisional

### Result List

Stewards / Race Management

STEWARD	Achim Loth
STEWARD	Yasin Özer
STEWARD	Franz-Josef Serr
RACE DIRECTOR	Niels Wittich
CLERK OF THE COURSE	Georg Ziegahn
TECHNICAL DELEGATE	Erik Wilhelmi
CHIEF TIMEKEEPER	Steffen Ruhl

Weather Start/Finish

AIR	17.2°C
TRACK	24.5°C
CONDITIONS	Dry
PRESSURE	1005 hPa
AIR	18.4°C
TRACK	27.6°C
CONDITIONS	Dry
PRESSURE	1005 hPa

Track Information

GREEN FLAG	11:00:24
CHEQUERED FLAG	11:29:42
SAFETY CAR PHASE	1
FULL COURSE YELLOW PHASE	0
TRACK NAME	Hockenheimring
TRACK LENGTH	4574m
TURN COUNT	17
TOTAL DISTANCE	68.61km
FASTEST LAP:	#15. MON - 1:41.896

STARTED: 17 CLASSIFIED: 17 NOT CLASSIFIED: 0 DISQUALIFIED: 0

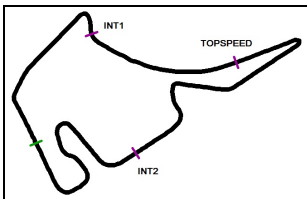
Nr.	Drivers	Team	Laps	Total Time	Gap	Kph	Lap	Time	Kph
Cl.	Car	Competitor							
1	4 V.Bernier(FRA) ADAC Formel 4	(T) R-ACE GP(FRA) R-ACE GP	15	25:49.634		160.1	6	1:42.059	161.3
2	52 J.Crawford(USA) ADAC Formel 4	(T) Van Amersfoort Racing(NLD) Van Amersfoort Racing	15	25:50.459	0.825	159.8	12	1:42.636	160.4
3	58 E.Seppänen(FIN) ADAC Formel 4	(T) US Racing(DEU) US Racing	15	25:50.883	1.249	159.9	9	1:42.115	161.2
4	46 G.Mini(ITA) R ADAC Formel 4	(T) Prema Powerteam SRL(ITA) Prema Powerteam SRL	15	25:51.374	1.740	160.0	6	1:42.107	161.2
5	29 J.Dürksen(DEU) ADAC Formel 4	(T) ADAC Berlin-Brandenburg e.V.(DEU) ADAC Berlin-Brandenburg e.V.	15	25:51.464	1.830	160.2	9	1:42.164	161.1
6	51 F.Pizzi(ITA) R ADAC Formel 4	Van Amersfoort Racing(NLD) Van Amersfoort Racing	15	25:51.950	2.316	160.0	11	1:42.274	161.0
7	77 T.Tramnitz(DEU) R ADAC Formel 4	(T) US Racing(DEU) US Racing	15	25:52.243	2.609	160.1	7	1:42.225	161.0
8	87 O.Bearman(GBR) R ADAC Formel 4	US Racing(DEU) US Racing	15	25:52.619	2.985	160.2	10	1:42.046	161.3
9	15 S.Montoya(COL) R ADAC Formel 4	Prema Powerteam SRL(ITA) Prema Powerteam SRL	15	25:56.431	6.797	159.9	11	1:41.896	161.6
10	7 J.Knopp(CZE) R ADAC Formel 4	(T) ADAC Berlin-Brandenburg e.V.(DEU) ADAC Berlin-Brandenburg e.V.	15	25:58.939	9.305	159.6	11	1:42.433	160.7
11	95 V.Lomko(RUS) R ADAC Formel 4	US Racing(DEU) US Racing	15	25:59.271	9.637	159.6	8	1:42.407	160.7
12	72 L.Fornaroli(ITA) R ADAC Formel 4	Iron Lynx(ITA) Iron Lynx	15	26:03.575	13.941	159.0	9	1:42.965	159.9
13	23 E.Zuniga(MEX) R ADAC Formel 4	ADAC Berlin-Brandenburg e.V.(DEU) ADAC Berlin-Brandenburg e.V.	15	26:09.312	19.678	158.5	8	1:43.328	159.3
14	78 H.AI Qubaisi(UAE) ADAC Formel 4	(T) ABU DHABI RACING UAE(UAE) ABU DHABI RACING UAE	15	26:10.040	20.406	158.4	3	1:43.223	159.5
15	6 K.Smal(RUS) R ADAC Formel 4	(T) R-ACE GP(FRA) R-ACE GP	15	26:11.226	21.592	158.4	13	1:43.325	159.3
16	16 D.Beganovic(SWE) R ADAC Formel 4	(T) Prema Powerteam SRL(ITA) Prema Powerteam SRL	15	26:25.954	36.320	159.8	7	1:42.146	161.2
17	17 J.Edgar(GBR) ADAC Formel 4	(T) Van Amersfoort Racing(NLD) Van Amersfoort Racing	15	26:56.431	1:06.797	153.2	15	1:42.474	160.6

Fastest lap of the race. Car 15 driver Sebastian Montoya on lap 11. Time 1:41.896, average speed 161.6 km/h.

Following race director decision drive through penalty converted into a time penalty of 30 seconds for car no. 16

T = nominated for Team Classification

Subject to final scrutineering!		
Publication time:	Clerk of the Course: Georg Ziegahn	Timekeeper: Steffen Ruhl



# ADAC Formel 4

## Lap Chart Race 3

Provisional

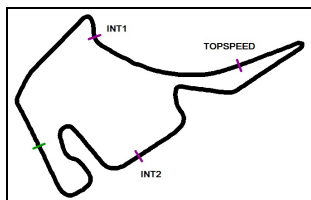


Hockenheimring, Length: 4574 m

Sunday, September 20, 2020 11:00:00

LapCha	1	2	3	4	5	6	7	8	9	10	11	12	13	14	15	16	17	18	19	20	21	22	23	24	25	26	27	28	29	30	31	32	33	34	35	36	37	38	39	40	41	42	43	44	45							
LAP 1	52	58	4	46	51	17	29	77	16	87	72	7	15	95	78	23	6																																			
LAP 2	52	58	4	46	51	17	29	77	87	16	72	15	7	95	78	23	6																																			
LAP 3	52	46	4	58	29	51	77	87	16	15	72	7	95	78	23	6	.17																																			
LAP 4	52	46	4	58	29	51	77	87	16	15	72	7	95	78	23	6	17																																			
LAP 5	52	46	4	58	29	51	77	87	16	15	7	72	95	78	23	6	17																																			
LAP 6	52	46	4	58	29	51	77	87	16	15	7	72	95	78	23	6	17																																			
LAP 7	52	46	4	58	29	51	77	87	16	15	7	95	72	78	23	6	17																																			
LAP 8	52	46	4	58	29	51	77	87	16	15	7	95	72	78	23	6	17																																			
LAP 9	52	46	4	58	29	51	77	87	16	15	7	95	72	23	78	6	17																																			
LAP 10	52	4	46	58	29	51	77	87	16	15	7	95	72	23	78	6	17																																			
LAP 11	52	4	46	58	29	51	77	87	16	15	7	95	72	23	78	6	17																																			
LAP 12	52	4	46	58	29	51	77	87	16	15	7	95	72	23	78	6	17																																			
LAP 13	52	4	46	58	29	51	77	87	16	15	7	95	72	23	78	6	17																																			
LAP 14	52	4	46	58	29	51	77	87	16	15	7	95	72	23	78	6	17																																			
LAP 15	4	52	58	46	29	51	77	87	16	15	7	95	72	23	78	6	17	SC																																		

.- PITSTOP ' - LAPBEHIND



# ADAC Formel 4

## Sector List Race 3

Provisional



Hockenheimring, Length: 4574m

Air temperature: 18.43°C

Track temperature: 27.9°C

Weather condition: Dry

**DMSB** Reg. Nr.: R-11498/20

Sunday, September 20, 2020 11:00:00

Lap	Id	Time	SE1	SP1	SE2	SP2	SE3	SP3	TSP	Lap	Id	Time	SE1	SP1	SE2	SP2	SE3	SP3	TSP
<b>4</b>	Bernier, FRA(#1)									<b>theoretical besttime: 1:41.896</b>									
1	0	1:50.613	29.302	146	49.611	178	31.700	188	219	9	0	1:43.247	22.476	152	48.993	180	31.778	189	<b>233</b>
2	0	1:44.166	22.704	149	49.082	178	32.380	187	227	10	0	1:42.622	22.573	152	48.566	180	31.483	188	230
3	0	1:43.766	22.661	149	49.581	178	31.524	188	223	11	0	1:42.661	22.501	150	48.507	180	31.653	187	228
4	0	1:42.129	<b>22.330</b>	151	48.429	<b>181</b>	<b>31.370</b>	189	227	12	0	1:42.520	22.501	150	48.454	180	31.565	188	226
5	0	1:42.098	22.403	151	48.303	181	31.392	189	228	13	0	1:43.255	22.493	151	49.076	179	31.686	188	227
6	0	<b>1:42.059</b>	22.481	151	<b>48.196</b>	181	31.382	189	227	14	0	1:43.443	22.412	151	49.082	178	31.949	187	230
7	0	1:42.100	22.340	151	48.344	180	31.416	188	230	15	0	1:42.376	22.499	150	48.481	179	31.396	186	229
8	0	1:42.579	22.391	151	48.548	179	31.640	<b>190</b>	231										

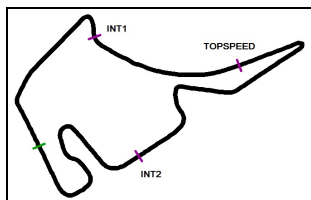
<b>6</b>	Smal, RUS(#1)									<b>theoretical besttime: 1:43.126</b>									
1	0	1:55.887	32.198	147	50.381	177	33.308	186	225	9	0	1:43.423	22.747	148	48.992	178	31.684	186	220
2	0	1:45.738	23.476	135	50.011	<b>180</b>	32.251	<b>187</b>	<b>228</b>	10	0	1:43.828	22.697	146	49.164	179	31.967	185	221
3	0	1:43.877	22.848	147	48.924	179	32.105	186	227	11	0	1:43.496	22.762	148	48.941	177	31.793	185	221
4	0	1:43.413	22.730	148	<b>48.814</b>	178	31.869	186	224	12	0	1:43.397	22.786	146	48.903	179	31.708	186	221
5	0	1:44.699	22.740	147	48.820	179	33.139	178	225	13	0	<b>1:43.325</b>	<b>22.657</b>	<b>148</b>	48.887	177	31.781	185	222
6	0	1:44.415	23.364	146	49.396	178	<b>31.655</b>	186	220	14	0	1:43.897	22.710	147	49.290	178	31.897	185	221
7	0	1:43.573	22.721	148	49.042	178	31.810	185	220	15	0	1:43.480	22.748	148	48.936	176	31.796	186	223
8	0	1:44.778	23.633	147	49.320	178	31.825	185	218										

<b>7</b>	Knopp, CZE(#1)									<b>theoretical besttime: 1:42.340</b>									
1	0	1:54.519	30.272	147	50.641	178	33.606	188	225	9	0	1:42.574	22.592	151	48.562	181	<b>31.420</b>	<b>188</b>	226
2	0	1:44.574	23.574	147	49.140	181	31.860	188	224	10	0	1:42.650	22.501	150	48.718	180	31.431	189	227
3	0	1:43.838	22.685	149	49.191	180	31.962	186	232	11	0	<b>1:42.433</b>	22.494	148	48.514	181	31.425	189	226
4	0	1:43.398	22.621	150	49.064	180	31.713	190	<b>232</b>	12	0	1:42.645	22.575	149	48.598	181	31.472	189	225
5	0	1:43.560	22.928	149	48.769	181	31.863	189	227	13	0	1:42.959	<b>22.434</b>	<b>148</b>	48.953	179	31.572	187	225
6	0	1:42.691	22.556	150	48.492	<b>182</b>	31.643	189	228	14	0	1:43.051	22.573	149	48.852	181	31.626	189	225
7	0	1:43.649	22.474	<b>151</b>	49.517	181	31.658	188	221	15	0	1:43.808	22.529	148	49.348	179	31.931	188	226
8	0	1:42.590	22.581	151	<b>48.486</b>	181	31.523	<b>190</b>	228										

<b>15</b>	Montoya, COL(#1)									<b>theoretical besttime: 1:41.896</b>									
1	0	1:54.761	30.992	<b>150</b>	50.592	180	33.177	188	226	9	0	1:42.297	22.504	149	48.486	181	31.307	188	224
2	0	1:43.930	23.164	147	48.851	180	31.915	189	229	10	0	1:42.292	22.491	148	48.447	180	31.354	188	224
3	0	1:42.998	22.558	149	48.668	181	31.772	186	226	11	0	<b>1:41.896</b>	<b>22.341</b>	<b>150</b>	<b>48.308</b>	<b>181</b>	<b>31.247</b>	<b>189</b>	225
4	0	1:43.468	22.653	149	49.084	179	31.731	187	<b>229</b>	12	0	1:42.328	22.491	149	48.435	181	31.402	189	225
5	0	1:44.213	23.260	149	49.391	178	31.562	189	224	13	0	1:42.540	22.681	149	48.483	180	31.376	190	225
6	0	1:42.864	22.551	150	48.578	180	31.735	188	227	14	0	1:43.440	22.687	149	49.038	180	31.715	189	227
7	0	1:43.224	22.612	150	49.207	180	31.405	187	224	15	0	1:43.544	22.753	149	49.179	178	31.612	188	223
8	0	1:42.636	22.630	150	48.637	180	31.369	187	224										

<b>16</b>	Beganovic, SWE(#1)									<b>theoretical besttime: 1:42.066</b>									
1	0	1:53.772	29.794	145	50.847	173	33.131	186	<b>229</b>	9	0	1:42.327	<b>22.373</b>	<b>150</b>	48.400	180	31.554	189	226
2	0	1:44.193	22.772	149	49.374	177	32.047	187	224	10	0	1:42.452	22.534	151	48.415	181	31.503	188	226
3	0	1:43.346	22.646	150	48.607	180	32.093	188	228	11	0	1:42.618	22.613	150	48.474	181	31.531	188	225
4	0	1:43.505	22.676	150	49.102	180	31.727	188	225	12	0	1:42.772	22.628	151	48.631	181	31.513	187	224
5	0	1:44.250	23.341	148	49.246	180	31.663	187	222	13	0	1:42.687	22.490	150	48.646	180	31.551	187	224
6	0	1:42.860	22.434	150	48.773	179	31.653	188	227	14	0	1:43.394	22.549	150	49.216	179	31.629	187	223
7	0	<b>1:42.146</b>	22.424	<b>151</b>	<b>48.249</b>	<b>181</b>	31.473	187	226	15	0	1:43.357	22.839	150	48.999	180	31.519	186	225
8	0	1:42.275	22.449	151	48.382	181	<b>31.444</b>	188	225										

<b>17</b>	Edgar, GBR(#1)									<b>theoretical besttime: 1:42.433</b>									
1	0	1:52.322	29.582	147	50.253	175	32.487	187	226	9	0	1:42.616	22.516	150	48.546	180	31.554	188	224
2	0	1:43.367	22.717	148	48.518	<b>181</b>	32.132	<b>189</b>	230	10	0	1:42.665	22.542	151	48.471	180	31.652	186	225
3	0	2:04.576	22.773	150	49.724	171	52.079	52	<b>233</b>	11	0	1:42.613	22.557	151	<b>48.420</b>	<b>180</b>	31.636	186	224
4	0	2:24.154	1:02.281	147	49.708	177	32.165	187	223	12	0	1:42.770	22.563	150	48.504	180	31.703	187	224
5	0	1:45.236	24.207	148	49.062	180	31.967	187	223	13	0	1:42.509	22.553	150	48.430	179	<b>31.526</b>	<b>187</b>	224
6	0	1:42.869	22.542	149	48.620	180	31.707	187	224	14	0	1:42.733	22.631	148	48.486	181	31.616	186	224
7	0	1:42.831	22.550	150	48.658	180	31.623	186	224	15	0	<b>1:42.474</b>	<b>22.487</b>	<b>150</b>	48.426	180	31.561	187	225
8	0	1:42.696	22.522	150	48.481	180	31.693	188	224										



# ADAC Formel 4

## Sector List Race 3

Provisional



Hockenheimring, Length: 4574m

Air temperature: 18.43°C

Track temperature: 27.9°C

Weather condition: Dry

**DMSB** Reg. Nr.: R-11498/20

Sunday, September 20, 2020 11:00:00

Lap	Id	Time	SE1	SP1	SE2	SP2	SE3	SP3	TSP	Lap	Id	Time	SE1	SP1	SE2	SP2	SE3	SP3	TSP
<b>23</b>	Zuniga, MEX(#1)									<b>theoretical besttime: 1:43.002</b>									
1	0	1:55.577	31.354	148	51.130	176	33.093	<b>188</b>	225	9	0	1:43.389	<b>22.460</b>	<b>148</b>	49.005	176	31.924	186	227
2	0	1:45.726	23.638	141	49.978	178	32.110	186	226	10	0	1:43.364	22.694	149	48.836	177	31.834	185	225
3	0	1:43.592	22.820	148	48.862	179	31.910	187	225	11	0	1:44.458	23.050	148	49.372	176	32.036	186	224
4	0	1:43.514	22.715	148	48.983	179	31.816	187	225	12	0	1:43.568	22.804	147	48.999	177	<b>31.765</b>	<b>186</b>	224
5	0	1:43.455	22.634	147	48.867	<b>179</b>	31.954	186	225	13	0	1:44.013	22.761	148	49.256	177	31.996	184	223
6	0	1:43.733	22.694	147	48.886	179	32.153	187	225	14	0	1:43.641	22.769	148	48.918	177	31.954	185	223
7	0	1:43.907	22.652	148	49.258	177	31.997	186	<b>227</b>	15	0	1:44.047	22.910	147	49.185	176	31.952	184	223
8	<b>0</b>	<b>1:43.328</b>	22.585	147	<b>48.777</b>	179	31.966	187	226										

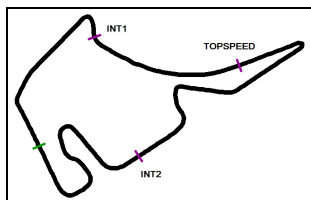
Lap	Id	Time	SE1	SP1	SE2	SP2	SE3	SP3	TSP	Lap	Id	Time	SE1	SP1	SE2	SP2	SE3	SP3	TSP
<b>29</b>	Dürksen, DEU(#1)									<b>theoretical besttime: 1:42.091</b>									
1	0	1:52.563	30.126	149	49.827	181	32.610	188	228	9	<b>0</b>	<b>1:42.164</b>	22.331	149	48.355	181	31.478	188	230
2	0	1:43.426	22.786	148	48.554	180	32.086	188	<b>233</b>	10	0	1:42.557	22.396	148	<b>48.317</b>	<b>180</b>	31.844	186	229
3	0	1:43.625	22.884	149	48.798	178	31.943	190	232	11	0	1:43.087	22.870	147	48.637	180	31.580	189	228
4	0	1:43.044	22.516	148	48.901	181	31.627	190	231	12	0	1:42.309	22.499	149	48.324	180	31.486	188	227
5	0	1:42.399	22.404	147	48.349	181	31.646	189	229	13	0	1:42.825	22.543	147	48.508	181	31.774	190	226
6	0	1:42.384	22.479	148	48.462	181	<b>31.443</b>	189	228	14	0	1:43.061	22.705	148	48.420	181	31.936	188	228
7	0	1:42.364	<b>22.331</b>	148	48.409	181	31.624	190	229	15	0	1:43.230	22.792	149	48.624	182	31.814	188	232
8	0	1:42.426	22.524	148	48.442	181	31.460	<b>190</b>	229										

Lap	Id	Time	SE1	SP1	SE2	SP2	SE3	SP3	TSP	Lap	Id	Time	SE1	SP1	SE2	SP2	SE3	SP3	TSP
<b>46</b>	Mini, ITA(#1)									<b>theoretical besttime: 1:42.025</b>									
1	0	1:51.270	29.568	148	49.892	178	31.810	187	224	9	0	1:43.223	22.505	151	49.075	179	31.643	188	229
2	0	1:43.828	22.709	150	48.572	180	32.547	188	227	10	0	1:43.444	22.549	152	49.216	180	31.679	187	228
3	0	1:42.658	22.673	150	48.507	181	31.478	187	<b>230</b>	11	0	1:42.561	22.539	152	48.308	181	31.714	189	229
4	0	1:42.246	22.530	151	48.265	181	31.451	188	224	12	0	1:42.485	22.562	151	<b>48.189</b>	<b>182</b>	31.734	189	229
5	0	1:42.212	22.560	151	48.270	181	31.382	188	224	13	0	1:43.318	22.570	151	48.798	180	31.950	188	227
6	<b>0</b>	<b>1:42.107</b>	<b>22.463</b>	151	48.249	180	31.395	<b>189</b>	225	14	0	1:43.334	22.659	151	48.658	180	32.017	188	226
7	0	1:42.182	22.491	151	48.318	180	<b>31.373</b>	189	225	15	0	1:43.778	22.863	150	48.856	181	32.059	187	225
8	0	1:42.728	22.515	151	48.526	180	31.687	188	227										

Lap	Id	Time	SE1	SP1	SE2	SP2	SE3	SP3	TSP	Lap	Id	Time	SE1	SP1	SE2	SP2	SE3	SP3	TSP
<b>51</b>	Pizzi, ITA(#1)									<b>theoretical besttime: 1:42.210</b>									
1	0	1:51.880	29.431	146	50.238	180	32.211	188	225	9	0	1:42.730	22.402	149	48.673	181	31.655	188	226
2	0	1:43.473	22.665	149	48.704	180	32.104	<b>190</b>	229	10	0	1:42.384	22.425	147	48.429	181	<b>31.530</b>	<b>188</b>	226
3	0	1:44.607	22.871	150	49.552	175	32.184	190	232	11	<b>0</b>	<b>1:42.274</b>	22.413	150	<b>48.289</b>	<b>181</b>	31.572	188	226
4	0	1:43.505	22.419	149	49.256	179	31.830	190	<b>236</b>	12	0	1:42.470	22.435	150	48.432	181	31.603	189	226
5	0	1:42.474	<b>22.391</b>	148	48.453	181	31.630	189	227	13	0	1:42.840	22.563	149	48.588	181	31.689	189	226
6	0	1:42.745	22.398	148	48.702	181	31.645	189	227	14	0	1:42.339	22.425	150	48.318	180	31.596	189	226
7	0	1:42.528	22.497	148	48.419	181	31.612	188	226	15	0	1:43.155	22.586	151	48.628	180	31.941	186	229
8	0	1:42.546	22.544	150	48.459	180	31.543	188	226										

Lap	Id	Time	SE1	SP1	SE2	SP2	SE3	SP3	TSP	Lap	Id	Time	SE1	SP1	SE2	SP2	SE3	SP3	TSP
<b>52</b>	Crawford, USA(#1)									<b>theoretical besttime: 1:42.476</b>									
1	0	1:48.469	27.385	148	49.187	179	31.897	186	221	9	0	1:43.210	22.510	151	49.106	180	31.594	187	223
2	0	1:43.456	22.877	150	48.882	180	31.697	186	222	10	0	1:42.915	22.453	149	48.915	180	31.547	187	223
3	0	1:42.833	22.508	149	48.741	<b>180</b>	31.584	187	222	11	0	1:42.642	22.481	151	48.590	180	31.571	187	223
4	0	1:42.857	22.506	149	48.736	180	31.615	187	222	12	<b>0</b>	<b>1:42.636</b>	22.419	150	<b>48.545</b>	<b>179</b>	31.672	187	222
5	0	1:42.863	22.437	148	48.733	179	31.693	186	223	13	0	1:43.257	22.584	150	48.981	180	31.692	187	222
6	0	1:42.714	22.509	148	48.630	179	31.575	187	222	14	0	1:43.463	22.431	151	49.217	179	31.815	186	223
7	0	1:42.757	22.566	148	48.679	179	<b>31.512</b>	186	222	15	0	1:43.509	22.461	149	49.218	177	31.830	187	<b>224</b>
8	0	1:42.878	<b>22.419</b>	149	48.797	179	31.662	187	222										

Lap	Id	Time	SE1	SP1	SE2	SP2	SE3	SP3	TSP	Lap	Id	Time	SE1	SP1	SE2	SP2	SE3	SP3	TSP
<b>58</b>	Seppänen, FIN(#1)									<b>theoretical besttime: 1:41.893</b>									
1	0	1:50.063	28.886	149	49.270	179	31.907	185	222	9	<b>0</b>	<b>1:42.115</b>	22.405	150	48.228	180	31.482	188	225
2	0	1:44.260	22.901	148	49.339	177	32.020	186	223	10	0	1:42.835	22.515	150	48.501	178	31.819	188	226
3	0	1:44.799	23.663	147	49.307	177	31.829	189	<b>233</b>	11	0	1:42.693	22.588	151	48.377	180	31.728	188	229
4	0	1:42.754	22.536	150	48.540	<b>182</b>	31.678	188	225	12	0	1:42.436	22.511	150	48.220	181	31.705	187	227
5	0	1:42.522	22.566	150	48.489	181	31.467	187	224	13	0	1:43.313	22.480	151	48.697	180	32.136	187	230
6	0	1:42.306	<b>22.381</b>	148	48.439	181	31.486	187	223	14	0	1:43.105	22.551	150	48.628	180	31.926	189	228
7	0	1:42.429	22.461	149	48.530	178	31.438	187	223	15	0	1:43.078	22.883	149	<b>48.186</b>	<b>179</b>	32.009	187	229
8	0	1:42.175	22.463	150	48.386	180	<b>31.326</b>	188	223										



# ADAC Formel 4

## Sector List Race 3

Provisional



Hockenheimring, Length: 4574m

Air temperature: 18.43°C

Track temperature: 27.9°C

Weather condition: Dry

**DMSB** Reg. Nr.: R-11498/20

Sunday, September 20, 2020 11:00:00

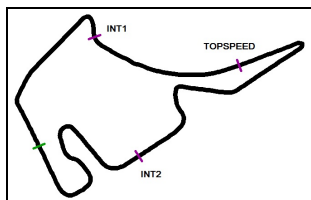
Lap Id	Time	SE1	SP1	SE2	SP2	SE3	SP3	TSP	Lap Id	Time	SE1	SP1	SE2	SP2	SE3	SP3	TSP
<b>72</b>	Fornaroli, ITA(#1)								<b>theoretical besttime: 1:42.802</b>								
1 0	1:54.429	30.808	142	50.235	179	33.386	184	226	9 0	<b>1:42.965</b>	22.563	148	<b>48.573</b>	<b>180</b>	31.829	188	226
2 0	1:44.004	22.916	147	49.020	178	32.068	<b>188</b>	<b>227</b>	10 0	1:43.165	22.634	150	48.773	180	31.758	187	226
3 0	1:44.075	23.023	150	49.186	181	31.866	188	227	11 0	1:43.265	22.556	149	48.800	180	31.909	187	225
4 0	1:43.521	22.681	150	48.960	<b>181</b>	31.880	188	227	12 0	1:43.354	22.678	150	48.829	180	31.847	188	224
5 0	1:44.469	22.983	148	49.428	180	32.058	186	225	13 0	1:43.466	22.732	150	48.879	179	31.855	186	224
6 0	1:43.591	22.612	148	49.261	180	<b>31.718</b>	187	225	14 0	1:43.225	22.604	151	48.734	179	31.887	186	223
7 0	1:43.637	<b>22.511</b>	150	49.284	180	31.842	188	225	15 0	1:43.263	22.646	150	48.791	180	31.826	187	224
8 0	1:43.146	22.601	149	48.689	179	31.856	188	226									

Lap Id	Time	SE1	SP1	SE2	SP2	SE3	SP3	TSP	Lap Id	Time	SE1	SP1	SE2	SP2	SE3	SP3	TSP
<b>77</b>	Tramnitz, DEU(#1)								<b>theoretical besttime: 1:42.012</b>								
1 0	1:53.018	29.894	146	50.636	178	32.488	186	227	9 0	1:42.689	22.367	150	48.645	176	31.677	189	230
2 0	1:43.148	22.774	149	48.567	182	31.807	189	226	10 0	1:42.412	22.510	150	48.276	181	31.626	188	229
3 0	1:44.114	23.018	150	48.825	178	32.271	188	<b>231</b>	11 0	1:42.284	22.430	151	<b>48.178</b>	<b>181</b>	31.676	187	229
4 0	1:43.625	22.776	150	49.122	180	31.727	188	221	12 0	1:42.483	22.434	149	48.321	182	31.728	186	228
5 0	1:42.460	22.320	149	48.297	<b>182</b>	31.843	188	229	13 0	1:42.801	22.511	149	48.648	182	31.642	188	229
6 0	1:43.182	<b>22.299</b>	150	49.134	179	31.749	187	231	14 0	1:42.838	22.508	149	48.398	181	31.932	189	227
7 0	<b>1:42.225</b>	22.337	148	48.353	180	<b>31.535</b>	188	225	15 0	1:42.565	22.443	149	48.312	181	31.810	189	226
8 0	1:42.399	22.395	150	48.290	181	31.714	<b>189</b>	228									

Lap Id	Time	SE1	SP1	SE2	SP2	SE3	SP3	TSP	Lap Id	Time	SE1	SP1	SE2	SP2	SE3	SP3	TSP
<b>78</b>	Al Qubaisi, UAE(#1)								<b>theoretical besttime: 1:42.844</b>								
1 0	1:55.349	31.765	148	50.296	177	33.288	186	226	9 0	1:44.608	22.872	146	49.740	172	31.996	187	225
2 0	1:45.353	23.585	147	49.833	179	31.935	187	229	10 0	1:43.544	22.880	148	48.864	180	31.800	185	226
3 0	<b>1:43.223</b>	22.689	148	<b>48.677</b>	<b>181</b>	31.857	188	226	11 0	1:44.242	22.717	150	49.089	178	32.436	189	230
4 0	1:43.436	22.654	149	48.784	181	31.998	<b>190</b>	227	12 0	1:43.726	22.699	148	49.101	178	31.926	186	230
5 0	1:43.795	22.732	149	49.099	178	31.964	189	227	13 0	1:43.802	22.539	149	49.325	173	31.938	185	227
6 0	1:43.865	<b>22.487</b>	149	49.521	173	31.857	187	<b>233</b>	14 0	1:44.552	22.790	148	49.694	178	32.068	186	226
7 0	1:43.734	22.811	148	49.243	180	<b>31.680</b>	187	224	15 0	1:43.410	22.802	149	48.742	180	31.866	187	225
8 0	1:43.401	22.758	148	48.849	180	31.794	187	224									

Lap Id	Time	SE1	SP1	SE2	SP2	SE3	SP3	TSP	Lap Id	Time	SE1	SP1	SE2	SP2	SE3	SP3	TSP
<b>87</b>	Bearman, GBR(#1)								<b>theoretical besttime: 1:41.899</b>								
1 0	1:53.908	30.448	147	50.273	175	33.187	188	<b>229</b>	9 0	1:42.120	22.334	148	48.454	180	31.332	188	223
2 0	1:43.648	22.917	148	49.000	178	31.731	188	228	10 0	<b>1:42.046</b>	22.417	149	48.360	181	<b>31.269</b>	<b>187</b>	225
3 0	1:43.165	22.574	149	48.652	180	31.939	189	224	11 0	1:42.319	22.513	149	48.521	180	31.285	189	225
4 0	1:43.964	22.546	<b>150</b>	49.119	180	32.299	173	227	12 0	1:42.289	22.513	149	48.378	181	31.398	189	225
5 0	1:43.711	23.631	146	48.664	180	31.416	187	226	13 0	1:42.803	22.517	149	48.570	180	31.716	188	227
6 0	1:42.819	22.623	150	48.888	180	31.308	188	223	14 0	1:42.723	22.429	148	<b>48.350</b>	<b>181</b>	31.944	187	226
7 0	1:42.141	22.320	148	48.510	180	31.311	187	224	15 0	1:42.621	22.485	149	48.385	180	31.751	187	228
8 0	1:42.342	<b>22.280</b>	149	48.678	181	31.384	188	223									

Lap Id	Time	SE1	SP1	SE2	SP2	SE3	SP3	TSP	Lap Id	Time	SE1	SP1	SE2	SP2	SE3	SP3	TSP
<b>95</b>	Lomko, RUS(#1)								<b>theoretical besttime: 1:42.271</b>								
1 0	1:55.237	30.955	129	50.385	178	33.897	184	227	9 0	1:42.496	22.426	151	48.492	182	31.578	189	231
2 0	1:44.168	23.403	148	48.907	180	31.858	187	226	10 0	1:42.671	<b>22.407</b>	<b>151</b>	48.518	181	31.746	187	230
3 0	1:43.794	22.775	151	49.012	179	32.007	189	229	11 0	1:42.507	22.508	150	<b>48.345</b>	<b>179</b>	31.654	189	227
4 0	1:43.442	22.678	150	48.940	180	31.824	<b>190</b>	230	12 0	1:42.513	22.533	150	48.419	180	31.561	188	227
5 0	1:44.090	22.820	<b>152</b>	49.274	179	31.996	188	229	13 0	1:42.911	22.459	150	48.690	180	31.762	188	227
6 0	1:43.653	22.674	150	49.325	178	31.654	187	<b>232</b>	14 0	1:43.040	22.627	150	48.749	180	31.664	187	228
7 0	1:42.562	22.495	150	48.548	181	<b>31.519</b>	189	229	15 0	1:43.780	22.434	151	49.238	181	32.108	188	229
8 0	<b>1:42.407</b>	22.416	150	48.395	<b>182</b>	31.596	189	227									



# ADAC Formel 4

## Top speed list Race 3

Provisional



Hockenheimring, Length: 4574m

Air temperature: 18.43°C

Track temperature: 27.9°C

Weather condition: Dry

**DMSB** Reg. Nr.: R-11498/20

Sunday, September 20, 2020 11:00:00

#	Name (NAT)	Team	Car name	Speed	Lap	Race time
51	Francesco Pizzi (ITA)	Van Amersfoort Racing (NLD)	ADAC Formel 4	236.32	4	5:56.348
17	Jonny Edgar (GBR)	Van Amersfoort Racing (NLD)	ADAC Formel 4	233.76	3	4:12.450
4	Victor Bernier (FRA)	R-ACE GP (FRA)	ADAC Formel 4	233.76	9	14:25.986
29	Joshua Dürksen (DEU)	ADAC Berlin-Brandenburg e.V. (DEU)	ADAC Formel 4	233.26	2	2:29.436
58	Elias Seppänen (FIN)	US Racing (DEU)	ADAC Formel 4	233.26	3	4:12.081
78	Hamda Al Qubaisi (UAE)	ABU DHABI RACING UAE (UAE)	ADAC Formel 4	233.26	6	9:27.668
7	Josef Knopp (CZE)	ADAC Berlin-Brandenburg e.V. (DEU)	ADAC Formel 4	232.75	4	5:59.617
95	Vladislav Lomko (RUS)	US Racing (DEU)	ADAC Formel 4	232.75	6	9:27.487
77	Tim Tramnitz (DEU)	US Racing (DEU)	ADAC Formel 4	231.26	3	4:13.273
46	Gabriele Mini (ITA)	Prema Powerteam SRL (ITA)	ADAC Formel 4	230.27	3	4:11.950
87	Oliver Bearman (GBR)	US Racing (DEU)	ADAC Formel 4	229.78	1	44.647
15	Sebastian Montoya (COL)	Prema Powerteam SRL (ITA)	ADAC Formel 4	229.78	4	5:58.542
16	Dino Beganovic (SWE)	Prema Powerteam SRL (ITA)	ADAC Formel 4	229.29	1	44.190
6	Kirill Smal (RUS)	R-ACE GP (FRA)	ADAC Formel 4	228.81	2	2:33.897
72	Leonardo Fornaroli (ITA)	Iron Lynx (ITA)	ADAC Formel 4	227.84	2	2:31.590
23	Erick Zuniga (MEX)	ADAC Berlin-Brandenburg e.V. (DEU)	ADAC Formel 4	227.84	7	11:12.503
52	Jak Crawford (USA)	Van Amersfoort Racing (NLD)	ADAC Formel 4	224.06	15	24:43.743