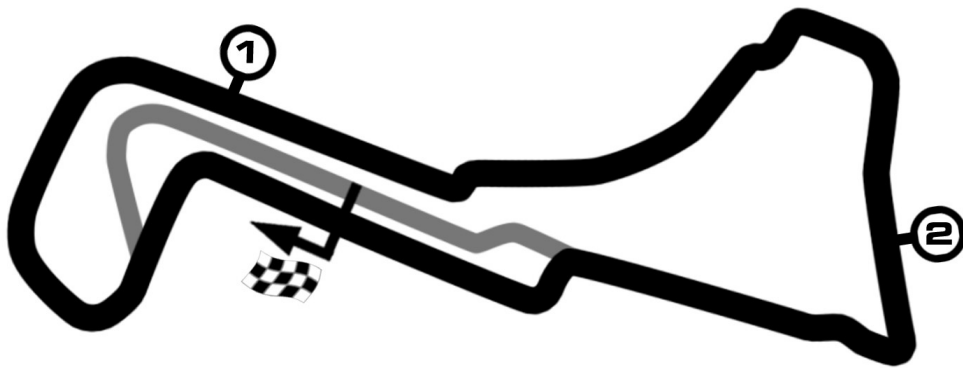


DTM

DTM Zolder 2

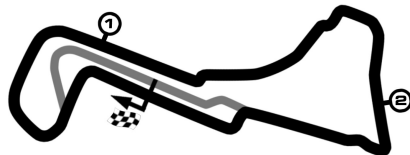
race 2



Circuit Zolder 4000 m

16. - 18.10.2020

DTM Zolder 2
Circuit Zolder, length 4000 m
16. - 18.10.2020
DTM



Result race 2, 18.10.2020

-Reg.No.: C-Z-DTM-018

Rk	No	DRIVER/ENTRANT	CAR	LAPS	TIME	GAP	INT	km/h	BEST	IN
1	33	René Rast (DEU) Audi Sport Team Rosberg	Audi Sport RS 5 DTM	40	1:00:29.757			158.688	1:20.140	18
2	51	Nico Müller (CHE) Audi Sport Team Abt Sportsline	Castrol EDGE Audi RS 5 DTM	40	1:00:41.257	11.500	11.500	158.187	1:20.577	18
3	8	Robert Kubica (POL) ORLEN Team ART (ART Grand Pr	BMW M4 CLASS1	40	1:00:55.542	25.785	14.285	157.569	1:20.899	21
4	16	Timo Glock (DEU) BMW Team RMG	iQOO BMW M4 DTM	40	1:00:59.329	29.572	3.787	157.406	1:21.206	14
5	53	Jamie Green (GBR) Audi Sport Team Rosberg	Akrapovic Audi RS 5 DTM	40	1:00:59.966	30.209	0.637	157.379	1:21.061	13
6	99	Mike Rockenfeller (DEU) Audi Sport Team Phoenix	Twin Busch Audi RS5 DTM	40	1:01:01.728	31.971	1.762	157.303	1:21.424	24
7	31	Sheldon Van der Linde (RSA) BMW Team RBM	Shell BMW M4 DTM	40	1:01:02.852	33.095	1.124	157.255	1:21.559	15
8	11	Marco Wittmann (DEU) BMW Team RMG	Schaeffler BMW M4 DTM	40	1:01:16.956	47.199	14.104	156.651	1:21.614	16
9	10	Harrison Newey (GBR) WRT Team Audi Sport	WRT Audi RS 5 DTM	40	1:01:17.408	47.651	0.452	156.632	1:21.490	16
10	62	Ferdinand Habsburg (AUT) WRT Team Audi Sport	WRT Audi RS 5 DTM	39	1:00:30.844	1 Runde	1 Runde	154.675	1:20.841	37
NOT CLASSIFIED										
22		Lucas Auer (AUT) BMW Team RMR	BMW Bank M4 DTM	6	11:20.558	34 Runden		126.955	1:34.403	2
19		Benoît Tréluyer (FRA) Audi Sport Team Phoenix	BMC Air Filter Audi RS 5 DTM	6	11:36.599	34 Runden		124.031	1:35.050	2
25		Philipp Eng (AUT) BMW Team RBM	ZF BMW M4 DTM	5	9:08.944	35 Runden		131.161	1:33.542	2
27		Jonathan Aberdein (RSA) BMW Team RMR	CATL BMW M4 DTM	2	3:22.854	38 Runden		141.974	0.000	
13		Fabio Scherer (CHE) WRT Team Audi Sport	WRT Audi RS 5 DTM	2	3:35.305	38 Runden		133.764	0.000	
4		Robin Frijns (NLD) Audi Sport Team Abt Sportsline	Aral Ultimate Audi RS 5 DTM	1	1:30.171	39 Runden		159.697	0.000	

fastest lap: 33 Rast René 1:20.140 = 179.686 km/h at lap 18

Issued:	Clerk of the Course:	Timekeeper:	
---------	----------------------	-------------	--

Subject to final scrutineering !



Lapchart: DTM race 2

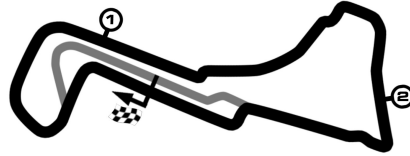
POS	1	2	3	4	5	6	7	8	9	10	11	12	13	14	15	16
LAP 1	62	33	51	13	4	27	53	99	8	31	10	25	16	22	11	19
LAP 2	62	33	51	53	99	8	31	10	25	16	22	11	19	27.	13.	
LAP 3	62	33	51	53	99	8	31	10	25	16	22	11	19			
LAP 4	62	33	51	53	99	8	31	10	25	16	22	11	19			
LAP 5	62	33	51	53	99	8	31	10	16	25	11	22	19			
LAP 6	62	33	51	99	53	8	31	16	11	10	22.	19.				
LAP 7	62	33	51	99	53	8	31	16	11	10						
LAP 8	62	33	51	99	53	8	31	16	11	10						
LAP 9	62	33	51	99	53	8	31	16	11	10						
LAP 10	62	33	51	99	53	8	16	31	10	11						
LAP 11	62	33	51	99	53	8	31	11	16	10						
LAP 12	33	99	53	8	16	10	62.	51.	31.	11.						
LAP 13	53	8	16	33.	99.	10.	62	51	31	11						
LAP 14	8	16	53.	33	62	51	99	31	11	10						
LAP 15	8	16.	33	62	53	51	99	31	11	10						
LAP 16	8	33	62	51	16	53	99	31	11	10						
LAP 17	8	33	62	51	16	53	99	31	11	10						
LAP 18	8.	33	62	51	16	53	99	31	11	10						
LAP 19	33	62	51	8	16	53	99	31	11	10						
LAP 20	33	62	51	8	16	53	99	31	11	10						
LAP 21	33	62	51	8	16	53	99	31	11	10						
LAP 22	33	62	51	8	16	53	99	31	11	10						
LAP 23	33	62	51	8	16	53	99	31	11	10						
LAP 24	33	62	51	8	16	53	99	31	11	10						
LAP 25	33	62	51	8	16	53	99	31	11	10						
LAP 26	33	51	62	8	16	53	99	31	11	10						
LAP 27	33	51	8	62	16	53	99	31	11	10						
LAP 28	33	51	8	62	16	53	99	31	11	10						
LAP 29	33	51	8	62	16	53	99	31	11	10						
LAP 30	33	51	8	16	53	99	31	62	11	10						
LAP 31	33	51	8	16	53	99	31	62	11	10						
LAP 32	33	51	8	16	53	99	31	11	10	62.						
LAP 33	33	51	8	16	53	99	31	11	10	62						
LAP 34	33	51	8	16	53	99	31	11	10	62						
LAP 35	33	51	8	16	53	99	31	11	10	62						
LAP 36	33	51	8	16	53	99	31	11	10	62						
LAP 37	33	51	8	16	53	99	31	11	10	62						
LAP 38	33	51	8	16	53	99	31	11	10	62						
LAP 39	33	51	8	16	53	99	31	11	10	62						
LAP 40	33	51	8	16	53	99	31	11	10							

DTM Zolder 2

Circuit Zolder, length 4000 m

16. - 18.10.2020

DTM



Lap by Lap race 2, 18.10.2020

-Reg.No.: C-Z-DTM-018

4 Robin Frijns , Aral Ultimate Audi RS 5 DTM / NLD													
1	1:30.171												

8 Robert Kubica , BMW M4 CLASS1 / POL															
1	1:32.097	2	1:32.532	3	2:00.667	4	1:55.284	5	2:07.866	6	1:29.782	7	2:04.155	8	1:57.392
9	1:55.382	10	2:09.094	11	1:25.660	12	1:21.917	13	1:21.630	14	1:21.245	15	1:21.666	16	1:21.814
17	1:21.892	pit	1:36.238	19	1:59.364	20	1:21.863	21	1:20.899	22	1:21.311	23	1:21.241	24	1:21.271
25	1:21.664	26	1:21.846	27	1:22.992	28	1:22.462	29	1:22.468	30	1:22.725	31	1:23.039	32	1:23.436
33	1:23.549	34	1:23.657	35	1:23.913	36	1:24.081	37	1:24.203	38	1:24.314	39	1:24.063	40	1:24.868

10 Harrison Newey , WRT Audi RS 5 DTM / GBR															
1	1:33.311	2	1:33.695	3	2:00.058	4	1:55.039	5	2:06.553	6	1:32.488	7	2:04.755	8	1:57.005
9	1:55.757	10	2:05.958	11	1:26.895	12	1:22.262	pit	1:36.266	14	2:00.351	15	1:22.029	16	1:21.490
17	1:22.247	18	1:22.450	19	1:21.780	20	1:21.935	21	1:21.847	22	1:22.126	23	1:22.508	24	1:22.388
25	1:22.903	26	1:23.573	27	1:22.946	28	1:23.707	29	1:24.068	30	1:24.543	31	1:24.665	32	1:24.733
33	1:24.617	34	1:24.990	35	1:24.579	36	1:24.846	37	1:24.291	38	1:24.162	39	1:23.908	40	1:23.684

11 Marco Wittmann , Schaeffler BMW M4 DTM / DEU															
1	1:34.845	2	1:34.700	3	2:00.561	4	1:55.261	5	2:03.638	6	1:31.482	7	2:04.362	8	1:57.074
9	1:55.797	10	2:06.953	11	1:26.038	pit	1:36.662	13	1:58.725	14	1:23.771	15	1:22.040	16	1:21.614
17	1:22.503	18	1:22.198	19	1:21.759	20	1:21.945	21	1:21.949	22	1:22.109	23	1:22.422	24	1:22.392
25	1:22.573	26	1:23.294	27	1:23.491	28	1:23.532	29	1:24.067	30	1:24.705	31	1:24.646	32	1:24.687
33	1:24.588	34	1:25.049	35	1:24.726	36	1:24.782	37	1:24.429	38	1:24.101	39	1:23.734	40	1:23.752

13 Fabio Scherer , WRT Audi RS 5 DTM / CHE														
1	1:29.779	pit	2:05.526											

16 Timo Glock , iQOO BMW M4 DTM / DEU															
1	1:34.533	2	1:33.929	3	1:59.886	4	1:55.813	5	2:04.631	6	1:31.028	7	2:04.652	8	1:56.877
9	1:55.975	10	2:07.058	11	1:26.736	12	1:22.264	13	1:21.301	14	1:21.206	pit	1:36.467	16	1:59.209
17	1:22.337	18	1:21.322	19	1:21.411	20	1:21.532	21	1:21.475	22	1:21.437	23	1:21.832	24	1:21.883
25	1:21.967	26	1:22.400	27	1:22.418	28	1:23.004	29	1:24.497	30	1:23.819	31	1:23.040	32	1:23.558
33	1:23.437	34	1:23.868	35	1:24.326	36	1:23.846	37	1:23.563	38	1:23.527	39	1:23.452	40	1:23.813

19 Benoît Tréluyer , BMC Air Filter Audi RS 5 DTM / FRA															
1	1:35.278	2	1:35.050	3	2:01.305	4	1:55.690	5	2:02.134	pit	2:27.142				

22 Lucas Auer , BMW Bank M4 DTM / AUT															
1	1:34.649	2	1:34.403	3	2:00.220	4	1:55.444	5	2:04.558	pit	2:11.284				

25 Philipp Eng , ZF BMW M4 DTM / AUT															
1	1:33.954	2	1:33.542	3	2:00.135	4	1:55.371	5	2:05.942						

27 Jonathan Aberdein , CATL BMW M4 DTM / RSA															
1	1:30.381	pit	1:52.473												

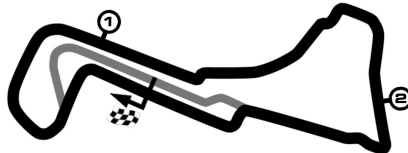
31 Sheldon Van der Linde , Shell BMW M4 DTM / RSA															
1	1:32.803	2	1:32.911	3	2:00.502	4	1:55.036	5	2:07.365	6	1:30.409	7	2:04.266	8	1:57.220
9	1:55.632	10	2:08.275	11	1:25.872	pit	1:36.520	13	1:57.850	14	1:23.091	15	1:21.559	16	1:23.271
17	1:22.906	18	1:22.020	19	1:21.664	20	1:21.846	21	1:21.839	22	1:21.800	23	1:21.817	24	1:21.726

DTM Zolder 2

Circuit Zolder, length 4000 m

16. - 18.10.2020

DTM



DTM

Lap by Lap race 2, 18.10.2020

-Reg.No.: C-Z-DTM-018

25	1:22.031	26	1:22.039	27	1:22.460	28	1:22.644	29	1:23.276	30	1:24.950	31	1:23.529	32	1:23.770
33	1:23.665	34	1:24.156	35	1:24.114	36	1:23.892	37	1:23.593	38	1:23.651	39	1:23.472	40	1:23.410

33 René Rast , Audi Sport RS 5 DTM / DEU

1	1:28.205	2	1:32.143	3	2:00.703	4	1:55.404	5	2:11.521	6	1:27.082	7	2:03.974	8	1:57.337
9	1:54.934	10	2:12.453	11	1:23.819	12	1:20.813	pit	1:34.896	14	1:57.518	15	1:21.388	16	1:20.511
17	1:20.221	18	1:20.140	19	1:20.704	20	1:20.893	21	1:20.992	22	1:21.104	23	1:21.249	24	1:21.145
25	1:21.317	26	1:21.475	27	1:21.525	28	1:21.919	29	1:22.100	30	1:22.262	31	1:22.471	32	1:22.665
33	1:22.847	34	1:23.160	35	1:22.957	36	1:23.024	37	1:23.374	38	1:23.093	39	1:23.056	40	1:23.363

51 Nico Müller , Castrol EDGE Audi RS 5 DTM / CHE

1	1:28.875	2	1:32.218	3	2:00.462	4	1:55.627	5	2:10.872	6	1:28.038	7	2:03.424	8	1:57.191
9	1:55.710	10	2:11.465	11	1:24.203	pit	1:35.222	13	1:57.686	14	1:22.540	15	1:23.609	16	1:21.008
17	1:20.814	18	1:20.577	19	1:20.614	20	1:21.000	21	1:21.274	22	1:21.827	23	1:21.912	24	1:22.011
25	1:22.203	26	1:23.110	27	1:22.456	28	1:22.363	29	1:22.347	30	1:22.604	31	1:22.831	32	1:23.433
33	1:23.282	34	1:22.996	35	1:22.887	36	1:22.707	37	1:22.889	38	1:22.581	39	1:22.300	40	1:22.089

53 Jamie Green , Akrapovic Audi RS 5 DTM / GBR

1	1:30.855	2	1:31.389	3	2:00.500	4	1:55.497	5	2:10.024	6	1:29.095	7	2:04.401	8	1:56.979
9	1:55.941	10	2:09.489	11	1:25.256	12	1:21.755	13	1:21.061	pit	1:34.972	15	1:59.925	16	1:24.865
17	1:22.357	18	1:21.542	19	1:21.362	20	1:21.341	21	1:21.452	22	1:21.697	23	1:21.579	24	1:21.871
25	1:22.161	26	1:22.292	27	1:22.948	28	1:23.294	29	1:23.753	30	1:24.128	31	1:23.676	32	1:23.624
33	1:23.943	34	1:24.597	35	1:24.135	36	1:23.996	37	1:23.540	38	1:23.192	39	1:22.675	40	1:22.807

62 Ferdinand Habsburg , WRT Audi RS 5 DTM / AUT

1	1:27.481	2	1:31.309	3	2:00.162	4	1:55.542	5	2:13.324	6	1:25.240	7	2:03.544	8	1:57.735
9	1:55.002	10	2:14.326	11	1:23.164	pit	1:35.553	13	1:57.211	14	1:22.784	15	1:21.470	16	1:21.030
17	1:20.969	18	1:20.879	19	1:21.185	20	1:21.087	21	1:21.252	22	1:21.690	23	1:22.224	24	1:22.646
25	1:23.191	26	1:23.835	27	1:25.214	28	1:24.849	29	1:25.114	30	1:27.916	31	1:25.200	pit	1:38.467
33	2:10.502	34	1:22.151	35	1:20.882	36	1:21.004	37	1:20.841	38	1:21.370	39	1:23.499		

99 Mike Rockenfeller , Twin Busch Audi RS5 DTM / DEU

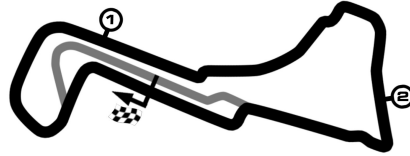
1	1:31.589	2	1:32.574	3	2:00.009	4	1:55.555	5	2:08.614	6	1:28.513	7	2:03.734	8	1:57.058
9	1:56.013	10	2:10.315	11	1:24.773	12	1:21.870	pit	1:34.628	14	1:59.886	15	1:22.601	16	1:24.639
17	1:22.721	18	1:21.714	19	1:21.774	20	1:21.554	21	1:21.729	22	1:21.486	23	1:21.531	24	1:21.424
25	1:22.192	26	1:22.234	27	1:22.610	28	1:23.220	29	1:23.512	30	1:24.576	31	1:23.510	32	1:23.613
33	1:23.811	34	1:24.695	35	1:23.886	36	1:23.928	37	1:23.779	38	1:23.368	39	1:23.382	40	1:23.108

DTM Zolder 2

Circuit Zolder, length 4000 m

16. - 18.10.2020

DTM



-Reg.No.: C-Z-DTM-018

Lap Analysis race 2, 18.10.2020

4 Robin Frijns , Aral Ultimate Audi RS 5 DTM / NLD

theoretical besttime:

Lap	Time	S1	V1	S2	V2	S3	V3	Vmax	Lap	Time	S1	V1	S2	V2	S3	V3	Vmax
1	1:30.171	32.548	218	31.159	229	26.464	220	229									

8 Robert Kubica , BMW M4 CLASS1 / POL

theoretical besttime: 1:20.828

Lap	Time	S1	V1	S2	V2	S3	V3	Vmax	Lap	Time	S1	V1	S2	V2	S3	V3	Vmax
1	1:32.097	33.651	217	31.965	231	26.481	223	231	21	1:20.899	25.529	227	29.912	231	25.458	225	231
2	1:32.532	26.012	222	32.463	181	34.057	177	181	22	1:21.311	25.574	225	29.916	231	25.821	221	231
3	2:00.667	38.331	140	47.472	136	34.864	153	136	23	1:21.241	25.713	226	29.841	231	25.687	225	231
4	1:55.284	35.970	116	43.219	139	36.095	131	139	24	1:21.271	25.588	225	29.873	231	25.810	226	231
5	2:07.866	37.230	129	43.699	157	46.937	134	157	25	1:21.664	25.532	224	30.030	231	26.102	221	231
6	1:29.782	28.770	217	30.871	231	30.141	152	231	26	1:21.846	25.761	224	30.195	230	25.890	226	230
7	2:04.155	41.068	94	46.255	116	36.832	130	116	27	1:22.992	25.890	225	30.468	230	26.634	225	230
8	1:57.392	40.219	124	42.345	124	34.828	161	124	28	1:22.462	26.010	223	30.392	230	26.060	226	230
9	1:55.382	39.173	152	42.239	126	33.970	159	126	29	1:22.468	25.922	223	30.458	229	26.088	225	229
10	2:09.094	37.629	99	42.765	131	48.700	135	131	30	1:22.725	25.976	221	30.505	229	26.244	220	229
11	1:25.660	28.486	219	31.109	232	26.065	223	232	31	1:23.039	26.072	223	30.563	229	26.404	225	229
12	1:21.917	25.988	225	30.062	232	25.867	226	232	32	1:23.436	26.244	220	30.736	228	26.456	221	228
13	1:21.630	25.743	225	30.168	232	25.719	226	232	33	1:23.549	26.316	220	30.770	228	26.463	220	228
14	1:21.245	25.697	224	29.934	231	25.614	225	231	34	1:23.657	26.541	221	30.801	228	26.315	225	228
15	1:21.666	25.629	224	30.071	230	25.966	221	230	35	1:23.913	26.412	219	30.964	227	26.537	220	227
16	1:21.814	25.724	224	29.996	230	26.094	221	230	36	1:24.081	26.580	218	30.924	227	26.577	225	227
17	1:21.892	25.805	224	30.083	231	26.004	223	231	37	1:24.203	26.582	219	31.026	227	26.595	220	227
18	1:36.238	25.743	224	30.170	230	0.000		230	38	1:24.314	26.730	217	31.069	227	26.515	218	227
19	1:59.364	1:01.439	215	31.573	228	26.352	228	228	39	1:24.063	26.757	219	30.817	227	26.489	223	227
20	1:21.863	25.910	225	30.285	230	25.668	225	230	40	1:24.868	26.915	218	31.077	226	26.876	220	226

10 Harrison Newey , WRT Audi RS 5 DTM / GBR

theoretical besttime: 1:21.390

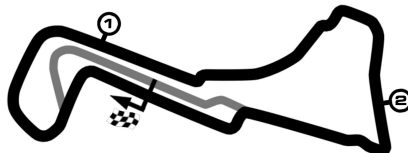
Lap	Time	S1	V1	S2	V2	S3	V3	Vmax	Lap	Time	S1	V1	S2	V2	S3	V3	Vmax
1	1:33.311	33.910	213	32.937	229	26.464	221	229	21	1:21.847	25.783	222	30.162	230	25.902	231	230
2	1:33.695	25.914	222	32.483	187	35.298	175	187	22	1:22.126	25.958	222	30.164	231	26.004	233	231
3	2:00.058	37.334	130	47.658	120	35.066	139	120	23	1:22.508	25.984	219	30.327	229	26.197	223	229
4	1:55.039	35.539	101	43.182	127	36.318	142	127	24	1:22.388	25.992	222	30.164	233	26.232	225	233
5	2:06.553	37.097	116	43.912	149	45.544	137	149	25	1:22.903	26.085	219	30.321	229	26.497	220	229
6	1:32.488	29.559	212	31.241	229	31.688	128	229	26	1:23.573	26.409	217	30.620	226	26.544	221	226
7	2:04.755	40.926	100	46.193	126	37.636	149	126	27	1:22.946	26.278	219	30.432	226	26.236	225	226
8	1:57.005	39.236	119	42.698	115	35.071	162	115	28	1:23.707	26.488	219	30.659	227	26.560	228	227
9	1:55.757	39.602	141	42.152	119	34.003	162	119	29	1:24.068	26.449	218	30.926	226	26.693	225	226
10	2:05.958	36.487	126	43.295	126	46.176	143	126	30	1:24.543	26.806	216	31.014	225	26.723	229	225
11	1:26.895	28.935	219	31.626	231	26.334	223	231	31	1:24.665	26.857	215	31.163	226	26.645	226	226
12	1:22.262	26.085	222	30.275	230	25.902	228	230	32	1:24.733	26.836	217	31.299	225	26.598	231	225
13	1:36.266	25.766	221	29.975	229	0.000		229	33	1:24.617	26.808	216	31.180	226	26.629	231	226
14	2:00.351	1:01.574	206	31.864	226	26.913	220	226	34	1:24.990	26.964	214	31.341	225	26.685	225	225
15	1:22.029	26.097	221	30.228	228	25.704	226	228	35	1:24.579	26.931	216	31.105	225	26.543	231	225
16	1:21.490	25.711	220	30.014	229	25.765	226	229	36	1:24.846	26.879	218	31.266	226	26.701	223	226
17	1:22.247	25.943	220	30.364	230	25.940	234	230	37	1:24.291	26.838	217	30.927	228	26.526	223	228
18	1:22.450	26.255	219	30.240	230	25.955	223	230	38	1:24.162	26.907	216	30.793	226	26.462	228	226
19	1:21.780	25.772	221	30.049	231	25.959	223	231	39	1:23.908	26.865	216	30.791	226	26.252	221	226
20	1:21.935	25.885	221	30.089	230	25.961	223	230	40	1:23.684	26.735	215	30.586	226	26.363	221	226

DTM Zolder 2

Circuit Zolder, length 4000 m

16. - 18.10.2020

DTM



-Reg.No.: C-Z-DTM-018

Lap Analysis race 2, 18.10.2020

11 Marco Wittmann , Schaeffler BMW M4 DTM / DEU										theoretical besttime: 1:21.614								
Lap	Time	S1	V1	S2	V2	S3	V3	Vmax		Lap	Time	S1	V1	S2	V2	S3	V3	Vmax
1	1:34.845	34.925	213	33.043	227	26.877	221	227		21	1:21.949	25.779	223	30.251	230	25.919	228	230
2	1:34.700	26.468	221	33.036	151	35.196	166	151		22	1:22.109	25.884	222	30.219	230	26.006	226	230
3	2:00.561	37.872	114	48.538	127	34.151	168	127		23	1:22.422	25.896	223	30.381	228	26.145	226	228
4	1:55.261	35.695	120	43.477	113	36.089	168	113		24	1:22.392	25.948	221	30.357	229	26.087	228	229
5	2:03.638	37.324	124	43.594	157	42.720	143	157		25	1:22.573	25.971	223	30.369	229	26.233	226	229
6	1:31.482	28.723	214	31.463	230	31.296	142	230		26	1:23.294	26.236	218	30.649	228	26.409	223	228
7	2:04.362	40.981	96	46.104	122	37.277	140	122		27	1:23.491	26.263	219	30.789	227	26.439	223	227
8	1:57.074	39.800	116	42.286	127	34.988	169	127		28	1:23.532	26.387	220	30.737	227	26.408	225	227
9	1:55.797	40.088	138	41.737	117	33.972	169	117		29	1:24.067	26.571	218	31.017	227	26.479	226	227
10	2:06.953	36.852	132	43.144	130	46.957	139	130		30	1:24.705	26.843	218	31.088	227	26.774	225	227
11	1:26.038	28.503	219	31.339	231	26.196	221	231		31	1:24.646	26.818	216	31.104	227	26.724	226	227
12	1:36.662	26.097	222	30.124	231	0.000		231		32	1:24.687	26.885	216	31.166	227	26.636	226	227
13	1:58.725	1:00.416	213	31.667	226	26.642	221	226		33	1:24.588	26.831	216	31.128	226	26.629	225	226
14	1:23.771	26.252	225	31.321	228	26.198	223	228		34	1:25.049	27.013	215	31.322	226	26.714	223	226
15	1:22.040	25.859	224	30.255	230	25.926	226	230		35	1:24.726	26.915	216	31.190	227	26.621	223	227
16	1:21.614	25.659	225	30.092	231	25.863	229	231		36	1:24.782	26.856	219	31.242	226	26.684	226	226
17	1:22.503	25.858	224	30.500	230	26.145	228	230		37	1:24.429	26.766	217	31.035	228	26.628	218	228
18	1:22.198	26.071	223	30.173	231	25.954	228	231		38	1:24.101	26.715	216	30.860	228	26.526	220	228
19	1:21.759	25.769	223	30.123	231	25.867	228	231		39	1:23.734	26.653	219	30.653	228	26.428	223	228
20	1:21.945	25.896	224	30.161	231	25.888	229	231		40	1:23.752	26.525	220	30.722	228	26.505	223	228

13 Fabio Scherer , WRT Audi RS 5 DTM / CHE										theoretical besttime: 1:23.463								
Lap	Time	S1	V1	S2	V2	S3	V3	Vmax		Lap	Time	S1	V1	S2	V2	S3	V3	Vmax
1	1:29.779	32.323	216	31.155	228	26.301	220	228		2	2:05.526	26.007	221	56.144	175	0.000		175

16 Timo Glock , iQOO BMW M4 DTM / DEU										theoretical besttime: 1:21.081								
Lap	Time	S1	V1	S2	V2	S3	V3	Vmax		Lap	Time	S1	V1	S2	V2	S3	V3	Vmax
1	1:34.533	34.542	218	33.163	223	26.828	221	223		21	1:21.475	25.830	223	29.886	230	25.759	229	230
2	1:33.929	26.064	219	32.208	165	35.657	169	165		22	1:21.437	25.743	224	30.005	229	25.689	229	229
3	1:59.886	37.603	118	47.881	126	34.402	145	126		23	1:21.832	25.851	221	30.181	228	25.800	229	228
4	1:55.813	35.840	118	43.555	130	36.418	142	130		24	1:21.883	25.849	221	30.142	229	25.892	221	229
5	2:04.631	37.082	128	43.531	153	44.018	142	153		25	1:21.967	25.928	222	30.169	228	25.870	228	228
6	1:31.028	28.790	219	31.365	230	30.873	139	230		26	1:22.400	25.996	219	30.269	228	26.135	225	228
7	2:04.652	40.948	98	46.101	114	37.603	148	114		27	1:22.418	26.058	220	30.256	228	26.104	225	228
8	1:56.877	39.458	106	42.486	114	34.933	163	114		28	1:23.004	26.248	220	30.452	228	26.304	225	228
9	1:55.975	39.794	142	42.005	109	34.176	169	109		29	1:24.497	26.503	221	31.266	228	26.728	225	228
10	2:07.058	36.663	133	43.205	118	47.190	140	118		30	1:23.819	26.985	221	30.397	227	26.437	223	227
11	1:26.736	29.057	217	31.495	230	26.184	223	230		31	1:23.040	26.250	221	30.464	226	26.326	228	226
12	1:22.264	26.208	221	30.082	231	25.974	228	231		32	1:23.558	26.395	217	30.583	226	26.580	225	226
13	1:21.301	25.774	224	29.844	230	25.683	228	230		33	1:23.437	26.340	219	30.558	226	26.539	226	226
14	1:21.206	25.714	225	29.788	231	25.704	229	231		34	1:23.868	26.482	218	30.798	226	26.588	220	226
15	1:36.467	25.703	214	29.907	233	0.000		233		35	1:24.326	26.638	218	30.956	226	26.732	217	226
16	1:59.209	1:01.101	218	31.749	227	26.359	223	227		36	1:23.846	26.687	219	30.695	226	26.464	226	226
17	1:22.337	26.202	222	30.305	229	25.830	229	229		37	1:23.563	26.508	220	30.689	227	26.366	228	227
18	1:21.322	25.743	224	29.918	228	25.661	229	228		38	1:23.527	26.352	217	30.646	226	26.529	228	226
19	1:21.411	25.632	224	29.989	228	25.790	228	228		39	1:23.452	26.360	220	30.663	226	26.429	223	226
20	1:21.532	25.828	223	29.977	230	25.727	229	230		40	1:23.813	26.484	217	30.659	227	26.670	220	227

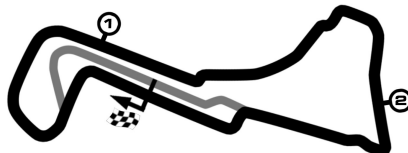
19 Benoît Tréluyer , BMC Air Filter Audi RS 5 DTM / FRA										theoretical besttime: 1:26.848								
Lap	Time	S1	V1	S2	V2	S3	V3	Vmax		Lap	Time	S1	V1	S2	V2	S3	V3	Vmax
1	1:35.278	35.147	213	33.116	228	27.015	221	228		4	1:55.690	35.169	110	43.322	125	37.199	166	125
2	1:35.050	26.717	221	33.542	140	34.791	184	140		5	2:02.134	36.780	117	42.914	142	42.440	140	142
3	2:01.305	37.995	110	48.615	109	34.695	139	109		6	2:27.142	54.773	144	42.519	140	0.000		140

DTM Zolder 2

Circuit Zolder, length 4000 m

16. - 18.10.2020

DTM



Lap Analysis race 2, 18.10.2020

-Reg.No.: C-Z-DTM-018

22 Lucas Auer , BMW Bank M4 DTM / AUT

theoretical besttime: 1:25.942

Lap	Time	S1	V1	S2	V2	S3	V3	Vmax	Lap	Time	S1	V1	S2	V2	S3	V3	Vmax
1	1:34.649	34.378	218	33.278	224	26.993	223	224	4	1:55.444	35.722	120	43.512	122	36.210	132	122
2	1:34.403	26.450	219	32.499	162	35.454	167	162	5	2:04.558	37.327	118	43.490	157	43.741	137	157
3	2:00.220	37.568	114	48.335	147	34.317	167	147	6	2:11.284	30.631	117	46.477	156	0.000		156

25 Philipp Eng , ZF BMW M4 DTM / AUT

theoretical besttime: 1:25.070

Lap	Time	S1	V1	S2	V2	S3	V3	Vmax	Lap	Time	S1	V1	S2	V2	S3	V3	Vmax
1	1:33.954	34.055	219	33.223	227	26.676	221	227	4	1:55.371	35.703	102	43.339	132	36.329	153	132
2	1:33.542	26.018	218	32.376	167	35.148	175	167	5	2:05.942	37.193	122	43.653	152	45.096	139	152
3	2:00.135	37.802	132	47.314	138	35.019	139	138									

27 Jonathan Aberdein , CATL BMW M4 DTM / RSA

theoretical besttime: 1:23.661

Lap	Time	S1	V1	S2	V2	S3	V3	Vmax	Lap	Time	S1	V1	S2	V2	S3	V3	Vmax
1	1:30.381	32.746	223	31.277	232	26.358	225	232	2	1:52.473	26.026	225	33.628	187	0.000		187

31 Sheldon Van der Linde , Shell BMW M4 DTM / RSA

theoretical besttime: 1:21.504

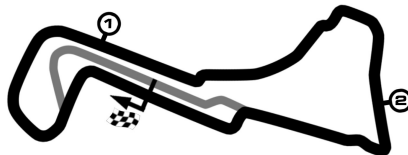
Lap	Time	S1	V1	S2	V2	S3	V3	Vmax	Lap	Time	S1	V1	S2	V2	S3	V3	Vmax
1	1:32.803	33.871	216	32.505	228	26.427	221	228	21	1:21.839	25.798	220	30.100	230	25.941	228	230
2	1:32.911	26.057	222	32.200	182	34.654	181	182	22	1:21.800	25.911	223	30.062	229	25.827	231	229
3	2:00.502	38.121	134	47.479	129	34.902	144	129	23	1:21.817	25.864	223	30.117	229	25.836	231	229
4	1:55.036	35.735	103	43.029	140	36.272	130	140	24	1:21.726	25.766	223	30.060	229	25.900	229	229
5	2:07.365	37.489	116	43.596	153	46.280	141	153	25	1:22.031	25.794	223	30.187	229	26.050	229	229
6	1:30.409	28.740	219	31.248	230	30.421	145	230	26	1:22.039	25.822	223	30.234	229	25.983	229	229
7	2:04.266	41.109	97	45.909	107	37.248	142	107	27	1:22.460	25.934	222	30.396	229	26.130	229	229
8	1:57.220	40.007	101	42.447	114	34.766	161	114	28	1:22.644	26.092	221	30.405	229	26.147	229	229
9	1:55.632	39.408	153	41.931	141	34.293	151	141	29	1:23.276	26.238	220	30.690	229	26.348	228	229
10	2:08.275	37.149	97	42.979	130	48.147	140	130	30	1:24.950	26.786	221	31.718	227	26.446	228	227
11	1:25.872	28.584	219	31.199	231	26.089	223	231	31	1:23.529	26.532	219	30.765	227	26.232	229	227
12	1:36.520	25.970	223	30.139	230	0.000	230	230	32	1:23.770	26.565	217	30.743	227	26.462	228	227
13	1:57.850	59.485	215	31.903	226	26.462	220	226	33	1:23.665	26.537	219	30.717	227	26.411	228	227
14	1:23.091	26.820	214	30.499	229	25.772	226	229	34	1:24.156	26.561	219	30.850	227	26.745	228	227
15	1:21.559	25.717	222	30.036	229	25.806	231	229	35	1:24.114	26.723	217	30.789	227	26.602	221	227
16	1:23.271	25.769	220	30.821	227	26.681	226	227	36	1:23.892	26.721	219	30.735	227	26.436	228	227
17	1:22.906	26.327	221	30.590	230	25.989	228	230	37	1:23.593	26.617	219	30.739	228	26.237	229	228
18	1:22.020	25.959	221	30.180	230	25.881	221	230	38	1:23.651	26.610	218	30.667	228	26.374	229	228
19	1:21.664	25.848	222	30.065	229	25.751	225	229	39	1:23.472	26.519	216	30.612	227	26.341	221	227
20	1:21.846	25.859	222	30.068	229	25.919	228	229	40	1:23.410	26.500	219	30.487	228	26.423	220	228

DTM Zolder 2

Circuit Zolder, length 4000 m

16. - 18.10.2020

DTM



-Reg.No.: C-Z-DTM-018

Lap Analysis race 2, 18.10.2020

33 René Rast , Audi Sport RS 5 DTM / DEU										theoretical besttime: 1:20.023								
Lap	Time	S1	V1	S2	V2	S3	V3	Vmax		Lap	Time	S1	V1	S2	V2	S3	V3	Vmax
1	1:28.205	31.567	223	30.604	229	26.034	221	229		21	1:20.992	25.415	225	29.716	230	25.861	220	230
2	1:32.143	25.671	225	30.232	219	36.240	153	219		22	1:21.104	25.450	222	29.796	230	25.858	221	230
3	2:00.703	38.641	131	46.779	135	35.283	143	135		23	1:21.249	25.453	224	29.854	230	25.942	218	230
4	1:55.404	36.521	135	43.169	144	35.714	155	144		24	1:21.145	25.411	224	29.842	230	25.892	220	230
5	2:11.521	37.770	143	43.971	138	49.780	133	138		25	1:21.317	25.437	224	29.930	230	25.950	217	230
6	1:27.082	27.868	223	30.094	231	29.120	151	231		26	1:21.475	25.553	223	29.973	231	25.949	218	231
7	2:03.974	39.469	140	46.677	136	37.828	124	136		27	1:21.525	25.570	224	29.931	230	26.024	218	230
8	1:57.337	38.624	150	43.612	136	35.101	159	136		28	1:21.919	25.687	222	30.101	229	26.131	220	229
9	1:54.934	38.426	167	42.313	129	34.195	157	129		29	1:22.100	25.797	221	30.169	229	26.134	220	229
10	2:12.453	37.200	130	43.421	133	51.832	133	133		30	1:22.262	25.775	221	30.329	228	26.158	221	228
11	1:23.819	27.744	220	30.197	230	25.878	221	230		31	1:22.471	25.893	221	30.295	229	26.283	220	229
12	1:20.813	25.539	228	29.778	231	25.496	223	231		32	1:22.665	25.875	221	30.548	228	26.242	221	228
13	1:34.896	25.506	224	29.658	231	0.000		231		33	1:22.847	26.073	221	30.435	226	26.339	220	226
14	1:57.518	1:00.653	225	30.764	228	26.101	223	228		34	1:23.160	26.162	219	30.566	227	26.432	223	227
15	1:21.388	25.830	227	29.893	231	25.665	226	231		35	1:22.957	26.092	220	30.525	228	26.340	221	228
16	1:20.511	25.146	228	29.731	231	25.634	225	231		36	1:23.024	26.152	219	30.532	228	26.340	223	228
17	1:20.221	25.222	227	29.605	230	25.394	225	230		37	1:23.374	26.208	219	30.614	228	26.552	218	228
18	1:20.140	25.241	227	29.483	231	25.416	225	231		38	1:23.093	26.172	219	30.532	228	26.389	220	228
19	1:20.704	25.304	230	29.545	230	25.855	220	230		39	1:23.056	26.157	219	30.495	228	26.404	217	228
20	1:20.893	25.318	225	29.716	230	25.859	220	230		40	1:23.363	26.184	219	30.601	226	26.578	206	226

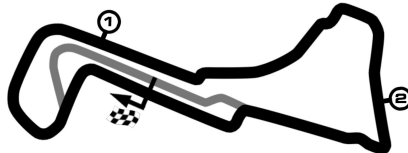
51 Nico Müller , Castrol EDGE Audi RS 5 DTM / CHE										theoretical besttime: 1:20.524								
Lap	Time	S1	V1	S2	V2	S3	V3	Vmax		Lap	Time	S1	V1	S2	V2	S3	V3	Vmax
1	1:28.875	32.048	218	30.673	229	26.154	221	229		21	1:21.274	25.488	220	30.091	229	25.695	228	229
2	1:32.218	25.842	222	30.254	228	36.122	173	228		22	1:21.827	25.571	220	30.271	228	25.985	221	228
3	2:00.462	38.381	127	47.013	159	35.068	168	159		23	1:21.912	25.769	220	30.115	229	26.028	221	229
4	1:55.627	36.657	154	43.020	130	35.950	132	130		24	1:22.011	25.789	220	30.166	229	26.056	220	229
5	2:10.872	37.922	159	43.629	154	49.321	132	154		25	1:22.203	25.951	218	30.238	228	26.014	226	228
6	1:28.038	28.242	221	30.342	230	29.454	140	230		26	1:23.110	26.191	219	30.890	229	26.029	225	229
7	2:03.424	39.418	169	46.343	143	37.663	122	143		27	1:22.456	26.047	221	30.391	226	26.018	229	226
8	1:57.191	38.749	154	43.719	154	34.723	162	154		28	1:22.363	25.919	222	30.393	228	26.051	229	228
9	1:55.710	39.248	156	41.791	120	34.671	172	120		29	1:22.347	25.911	218	30.382	227	26.054	228	227
10	2:11.465	36.810	128	43.580	165	51.075	132	165		30	1:22.604	26.003	218	30.392	227	26.209	220	227
11	1:24.203	28.131	219	30.239	231	25.833	223	231		31	1:22.831	26.119	218	30.556	226	26.156	234	226
12	1:35.222	25.632	223	29.908	230	0.000		230		32	1:23.433	26.465	217	30.651	226	26.317	228	226
13	1:57.686	1:00.074	220	31.478	228	26.134	231	228		33	1:23.282	26.327	216	30.690	226	26.265	226	226
14	1:22.540	25.751	224	30.963	230	25.826	223	230		34	1:22.996	26.246	218	30.573	226	26.177	228	226
15	1:23.609	25.598	224	31.133	225	26.878	225	225		35	1:22.887	26.154	221	30.316	228	26.417	228	228
16	1:21.008	25.574	225	29.822	229	25.612	226	229		36	1:22.707	26.154	220	30.475	228	26.078	226	228
17	1:20.814	25.436	224	29.771	230	25.607	225	230		37	1:22.889	26.213	219	30.507	228	26.169	228	228
18	1:20.577	25.360	225	29.684	231	25.533	229	231		38	1:22.581	26.122	221	30.331	227	26.128	229	227
19	1:20.614	25.327	225	29.774	229	25.513	229	229		39	1:22.300	25.987	219	30.400	228	25.913	229	228
20	1:21.000	25.378	224	30.007	230	25.615	231	230		40	1:22.089	25.835	221	30.348	228	25.906	225	228

DTM Zolder 2

Circuit Zolder, length 4000 m

16. - 18.10.2020

DTM



-Reg.No.: C-Z-DTM-018

Lap Analysis race 2, 18.10.2020

53 Jamie Green , Akrapovic Audi RS 5 DTM / GBR

theoretical besttime: 1:20.543

Lap	Time	S1	V1	S2	V2	S3	V3	Vmax	Lap	Time	S1	V1	S2	V2	S3	V3	Vmax
1	1:30.855	33.297	216	31.330	228	26.228	223	228	21	1:21.452	25.770	220	29.753	238	25.929	226	238
2	1:31.389	26.179	220	32.333	225	32.877	156	225	22	1:21.697	25.813	220	29.967	231	25.917	225	231
3	2:00.500	38.289	151	47.960	148	34.251	152	148	23	1:21.579	25.637	224	30.050	230	25.892	228	230
4	1:55.497	36.484	140	42.907	149	36.106	153	149	24	1:21.871	25.805	220	30.177	230	25.889	231	230
5	2:10.024	37.873	144	43.350	159	48.801	131	159	25	1:22.161	25.964	219	30.092	230	26.105	228	230
6	1:29.095	28.718	217	30.711	229	29.666	152	229	26	1:22.292	25.891	221	30.093	236	26.308	221	236
7	2:04.401	41.481	97	45.569	145	37.351	126	145	27	1:22.948	26.130	219	30.463	226	26.355	226	226
8	1:56.979	39.962	135	42.304	130	34.713	178	130	28	1:23.294	26.225	217	30.637	227	26.432	226	227
9	1:55.941	39.630	139	41.820	146	34.491	140	146	29	1:23.753	26.292	217	30.723	226	26.738	221	226
10	2:09.489	37.251	110	42.999	119	49.239	138	119	30	1:24.128	27.040	217	30.719	226	26.369	225	226
11	1:25.256	28.373	216	30.944	229	25.939	221	229	31	1:23.676	26.432	217	30.748	225	26.496	226	225
12	1:21.755	25.924	223	30.091	232	25.740	228	232	32	1:23.624	26.381	217	30.810	226	26.433	228	226
13	1:21.061	25.787	222	29.833	229	25.441	234	229	33	1:23.943	26.531	216	30.933	226	26.479	226	226
14	1:34.972	25.349	224	29.897	230	0.000		230	34	1:24.597	26.959	216	31.143	225	26.495	226	225
15	1:59.925	1:01.561	216	31.356	229	27.008	220	229	35	1:24.135	26.568	219	31.006	226	26.561	229	226
16	1:24.865	26.594	223	31.699	228	26.572	223	228	36	1:23.996	26.522	218	30.992	227	26.482	228	227
17	1:22.357	26.212	222	30.177	231	25.968	225	231	37	1:23.540	26.402	218	30.812	227	26.326	228	227
18	1:21.542	25.856	219	29.962	229	25.724	225	229	38	1:23.192	26.353	218	30.617	226	26.222	226	226
19	1:21.362	25.701	219	30.050	230	25.611	226	230	39	1:22.675	26.188	219	30.467	228	26.020	229	228
20	1:21.341	25.614	221	29.835	230	25.892	229	230	40	1:22.807	26.146	219	30.559	229	26.102	225	229

62 Ferdinand Habsburg , WRT Audi RS 5 DTM / AUT

theoretical besttime: 1:20.791

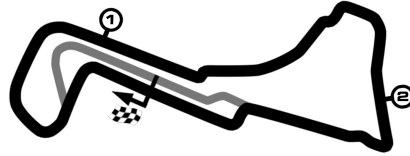
Lap	Time	S1	V1	S2	V2	S3	V3	Vmax	Lap	Time	S1	V1	S2	V2	S3	V3	Vmax
1	1:27.481	31.140	222	30.451	228	25.890	218	228	21	1:21.252	25.593	223	29.856	230	25.803	231	230
2	1:31.309	25.970	221	30.019	220	35.320	133	220	22	1:21.690	25.614	222	30.135	229	25.941	226	229
3	2:00.162	39.214	146	46.156	180	34.792	191	180	23	1:22.224	25.766	221	30.352	229	26.106	228	229
4	1:55.542	36.940	145	43.104	182	35.498	194	182	24	1:22.646	25.851	221	30.435	228	26.360	220	228
5	2:13.324	38.650	167	43.381	157	51.293	135	157	25	1:23.191	26.207	218	30.673	228	26.311	228	228
6	1:25.240	27.084	222	30.088	230	28.068	179	230	26	1:23.835	26.308	220	30.800	228	26.727	228	228
7	2:03.544	40.191	135	46.611	177	36.742	185	177	27	1:25.214	26.751	216	31.250	225	27.213	228	225
8	1:57.735	39.786	152	43.264	173	34.685	198	173	28	1:24.849	27.014	218	31.119	226	26.716	223	226
9	1:55.002	39.340	176	41.562	191	34.100	191	191	29	1:25.114	26.954	217	31.235	225	26.925	221	225
10	2:14.326	38.115	151	43.319	135	52.892	134	135	30	1:27.916	28.136	212	32.810	225	26.970	220	225
11	1:23.164	27.254	221	30.100	230	25.810	221	230	31	1:25.200	27.138	215	31.249	226	26.813	220	226
12	1:35.553	25.560	223	30.019	230	0.000		230	32	1:38.467	26.682	216	31.208	227	0.000		227
13	1:57.211	59.714	220	31.333	228	26.164	229	228	33	2:10.502	1:11.902	214	32.096	227	26.504	226	227
14	1:22.784	26.406	219	30.629	230	25.749	226	230	34	1:22.151	25.980	224	30.460	230	25.711	233	230
15	1:21.470	25.724	223	29.934	231	25.812	225	231	35	1:20.882	25.464	225	29.863	231	25.555	233	231
16	1:21.030	25.591	223	29.849	231	25.590	231	231	36	1:21.004	25.474	224	29.963	231	25.567	231	231
17	1:20.969	25.567	224	29.861	231	25.541	233	231	37	1:20.841	25.489	224	29.836	231	25.516	225	231
18	1:20.879	25.470	225	29.811	231	25.598	231	231	38	1:21.370	25.724	224	30.059	230	25.587	226	230
19	1:21.185	25.489	221	30.008	230	25.688	228	230	39	1:23.499	26.646	218	30.631	230	26.222	205	230
20	1:21.087	25.580	225	29.826	230	25.681	231	230									

DTM Zolder 2

Circuit Zolder, length 4000 m

16. - 18.10.2020

DTM



Lap Analysis race 2, 18.10.2020

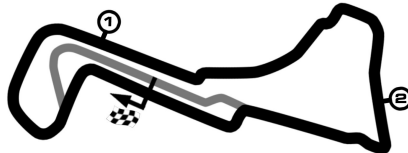
-Reg.No.: C-Z-DTM-018

99 Mike Rockenfeller , Twin Busch Audi RS5 DTM / DEU

theoretical besttime: 1:21.184

Lap	Time	S1	V1	S2	V2	S3	V3	Vmax	Lap	Time	S1	V1	S2	V2	S3	V3	Vmax
1	1:31.589	33.444	217	31.680	228	26.465	223	228	21	1:21.729	25.721	219	30.182	229	25.826	223	229
2	1:32.574	26.077	219	32.521	183	33.976	171	183	22	1:21.486	25.739	225	29.990	229	25.757	225	229
3	2:00.009	37.744	163	47.581	157	34.684	176	157	23	1:21.531	25.635	225	30.071	229	25.825	226	229
4	1:55.555	36.218	131	42.966	169	36.371	128	169	24	1:21.424	25.540	226	29.984	230	25.900	225	230
5	2:08.614	37.231	112	43.588	140	47.795	139	140	25	1:22.192	25.830	223	30.290	230	26.072	225	230
6	1:28.513	28.261	221	30.646	230	29.606	137	230	26	1:22.234	25.786	223	30.409	230	26.039	225	230
7	2:03.734	40.993	128	45.020	142	37.721	114	142	27	1:22.610	25.997	222	30.462	227	26.151	225	227
8	1:57.058	39.036	150	43.333	151	34.689	191	151	28	1:23.220	26.095	220	30.668	227	26.457	223	227
9	1:56.013	39.601	159	41.724	147	34.688	165	147	29	1:23.512	26.272	221	30.811	228	26.429	226	228
10	2:10.315	36.954	109	43.550	128	49.811	136	128	30	1:24.576	27.152	216	30.888	227	26.536	225	227
11	1:24.773	28.262	218	30.579	230	25.932	218	230	31	1:23.510	26.377	220	30.729	227	26.404	225	227
12	1:21.870	25.810	223	30.197	229	25.863	225	229	32	1:23.613	26.465	219	30.706	227	26.442	226	227
13	1:34.628	25.599	225	29.919	231	0.000		231	33	1:23.811	26.458	220	30.737	227	26.616	223	227
14	1:59.886	1:00.622	216	32.724	227	26.540	225	227	34	1:24.695	26.617	218	31.259	226	26.819	221	226
15	1:22.601	25.944	224	30.417	229	26.240	226	229	35	1:23.886	26.487	222	30.768	226	26.631	226	226
16	1:24.639	26.241	224	31.803	226	26.595	225	226	36	1:23.928	26.444	220	31.058	227	26.426	225	227
17	1:22.721	26.137	222	30.457	229	26.127	220	229	37	1:23.779	26.493	219	30.907	226	26.379	229	226
18	1:21.714	25.678	222	30.127	230	25.909	223	230	38	1:23.368	26.444	219	30.604	227	26.320	225	227
19	1:21.774	25.631	224	30.176	229	25.967	221	229	39	1:23.382	26.414	218	30.599	229	26.369	221	229
20	1:21.554	25.617	221	30.212	230	25.725	223	230	40	1:23.108	26.323	221	30.606	229	26.179	226	229

DTM Zolder 2
Circuit Zolder, length 4000 m
16. - 18.10.2020
DTM



Best Sector Times race 2

-Reg.No.: C-Z-DTM-018

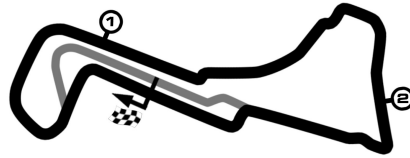
Pos.	sector 1		sector 2		sector 3		theoretical and best lap time						
	No	Driver	Time	No	Driver	Time	No	Driver	theoretical	Best	Pos		
1	33	Rast R.	25.146	33	Rast R.	29.483	33	Rast R.	25.394	33	Rast R.	1:20.023	1:20.140
2	51	Müller N.	25.327	51	Müller N.	29.684	53	Green J.	25.441	51	Müller N.	1:20.524	1:20.577
3	53	Green J.	25.349	53	Green J.	29.753	8	Kubica R.	25.458	53	Green J.	1:20.543	1:21.061
4	62	Habsburg F.	25.464	16	Glock T.	29.788	51	Müller N.	25.513	62	Habsburg F.	1:20.791	1:20.841
5	8	Kubica R.	25.529	62	Habsburg F.	29.811	62	Habsburg F.	25.516	8	Kubica R.	1:20.828	1:20.899
6	99	Rockenfeller M.	25.540	8	Kubica R.	29.841	16	Glock T.	25.661	16	Glock T.	1:21.081	1:21.206
7	16	Glock T.	25.632	99	Rockenfeller M.	29.919	10	Newey H.	25.704	99	Rockenfeller M.	1:21.184	1:21.424
8	11	Wittmann M.	25.659	10	Newey H.	29.975	99	Rockenfeller M.	25.725	10	Newey H.	1:21.390	1:21.490
9	10	Newey H.	25.711	31	Van der Linde S.	30.036	31	Van der Linde S.	25.751	31	Van der Linde S.	1:21.504	1:21.559
10	31	Van der Linde S.	25.717	11	Wittmann M.	30.092	11	Wittmann M.	25.863	11	Wittmann M.	1:21.614	1:21.614
11	13	Scherer F.	26.007	13	Scherer F.	31.155	13	Scherer F.	26.301	13	Scherer F.	1:23.463	0.000
12	25	Eng P.	26.018	4	Frijns R.	31.159	27	Aberdein J.	26.358	27	Aberdein J.	1:23.661	0.000
13	27	Aberdein J.	26.026	27	Aberdein J.	31.277	4	Frijns R.	26.464	25	Eng P.	1:25.070	1:33.542
14	22	Auer L.	26.450	25	Eng P.	32.376	25	Eng P.	26.676	22	Auer L.	1:25.942	1:34.403
15	19	Tréluyer B.	26.717	22	Auer L.	32.499	22	Auer L.	26.993	19	Tréluyer B.	1:26.848	1:35.050
16	4	Frijns R.	0.000	19	Tréluyer B.	33.116	19	Tréluyer B.	27.015	4	Frijns R.	0.000	0.000

DTM Zolder 2

Circuit Zolder, length 4000 m

16. - 18.10.2020

DTM

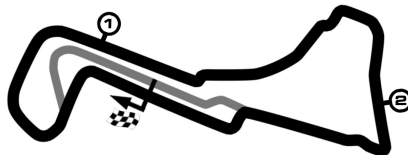


DTM

Topspeed race 2, 18.10.2020


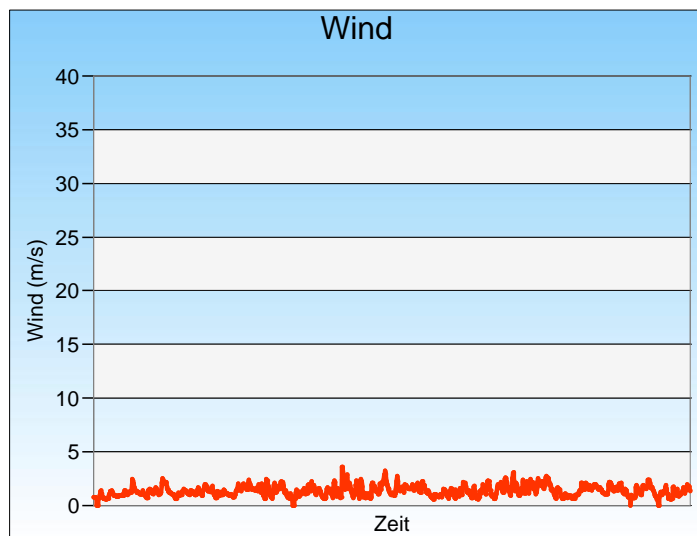
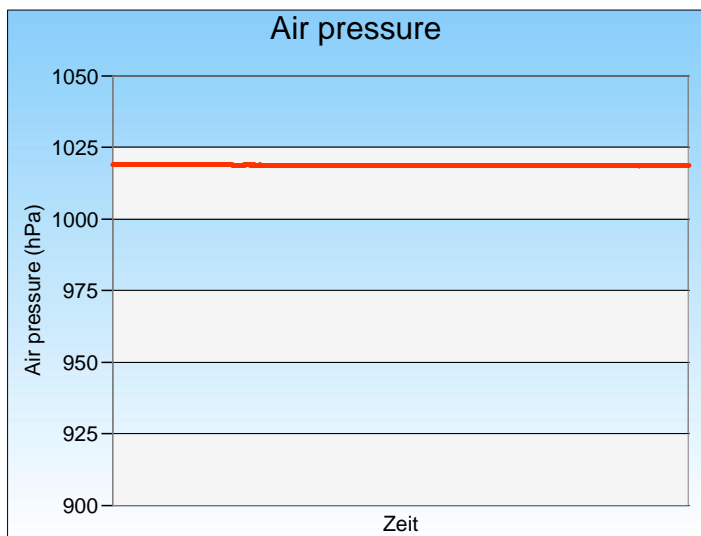
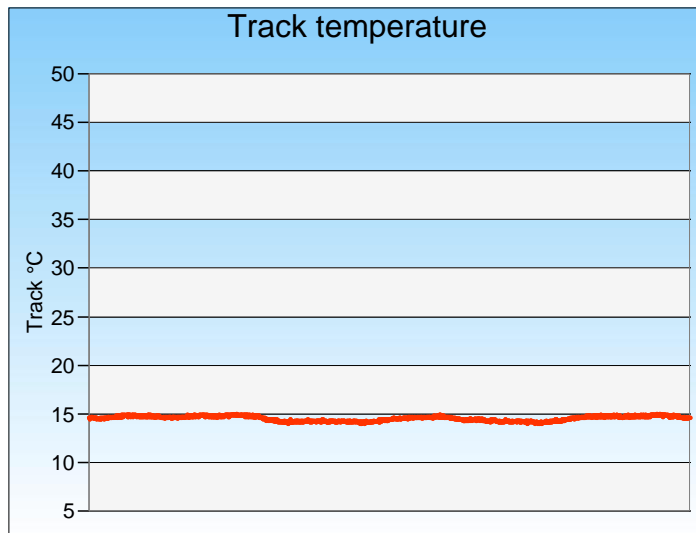
-Reg.No.: C-Z-DTM-018

Car No.	Driver	Make	Speed km/h
53	Jamie Green	Akrapovic Audi RS 5 DTM	238
16	Timo Glock	iQOO BMW M4 DTM	233
10	Harrison Newey	WRT Audi RS 5 DTM	233
8	Robert Kubica	BMW M4 CLASS1	232
27	Jonathan Aberdein	CATL BMW M4 DTM	232
11	Marco Wittmann	Schaeffler BMW M4 DTM	231
62	Ferdinand Habsburg	WRT Audi RS 5 DTM	231
51	Nico Müller	Castrol EDGE Audi RS 5 DTM	231
31	Sheldon Van der Linde	Shell BMW M4 DTM	231
99	Mike Rockenfeller	Twin Busch Audi RS5 DTM	231
33	René Rast	Audi Sport RS 5 DTM	231
4	Robin Frijns	Aral Ultimate Audi RS 5 DTM	229
13	Fabio Scherer	WRT Audi RS 5 DTM	228
19	Benoît Tréluyer	BMC Air Filter Audi RS 5 DTM	228
25	Philipp Eng	ZF BMW M4 DTM	227
22	Lucas Auer	BMW Bank M4 DTM	224



Weather race 2

18.10.2020, 13:30:00 - 14:25:00



Weather:




DTM Zolder 2

Circuit Zolder, length 4000 m

16. - 18.10.2020

DTM

Drivers Championship 2020



-Reg.No.: C-Z-DTM-018

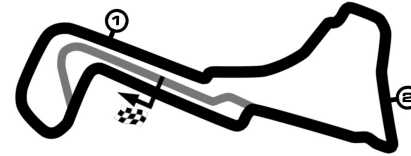
POS	NAME / NATION	SUM	Spa (B) 1	Spa (B) 2	Lausitzring I 1	Lausitzring I 2	Lausitzring II 1	Lausitzring II 2	Assen (NL) 1	Assen (NL) 2	Nürburgring I 1	Nürburgring I 2	Nürburgring II 1	Nürburgring II 2	Zolder (B) I 1	Zolder (B) I 2	Zolder (B) II 1	Zolder (B) II 2	Hockenheim 1	Hockenheim 2
1	René Rast / DEU	304	10 + 1 (5.)	15 + 3 (3.)	6 (7.)	25 + 1 (1.)	25 + 2 (1.)	8 + 1 (6.)	10 (5.)	10 + 3 (5.)	18 + 2 (2.)	18 + 1 (2.)	18 + 3 (2.)	15 (3.)	25 + 3 (1.)	25 + 1 (1.)	25 + 3 (1.)	25 + 2 (1.)		
2	Nico Müller / CHE	285	25 + 2 (1.)	25 + 1 (1.)	25 + 2 (1.)	18 + 2 (2.)	18 + 3 (2.)	10 + 2 (5.)	15 + 1 (3.)	15 (3.)	25 + 3 (1.)	10 + 3 (5.)	10 + 1 (5.)	25 + 1 (1.)	15 (3.)	2 (9.)	8 (6.)	18 (2.)		
3	Robin Frijns / NLD	263	2 + 3 (9.)	18 + 2 (2.)	15 + 3 (3.)	12 + 3 (4.)	15 + 1 (3.)	15 + 3 (3.)	25 + 2 (1.)	18 + 1 (2.)	10 + 1 (5.)	25 + 2 (1.)	25 + 2 (1.)	18 + 3 (2.)	18 + 1 (2.)		18 + 1 (2.)	+ 1		
4	Mike Rockenfeller / DEU	117	12 (4.)	10 (5.)		10 (5.)	8 (6.)		12 (4.)		12 (4.)	15 (3.)	2 (9.)	6 (7.)	4 (8.)	18 (2.)		8 (6.)		
5	Timo Glock / DEU	116	4 (8.)		10 (5.)	8 (6.)	12 (4.)	18 (2.)	2 (9.)	8 (6.)	6 (7.)		1 (10.)	4 (8.)	12 + 2 (4.)	12 + 3 (4.)	2 (9.)	12 (4.)		
6	Sheldon Van der Linde / RSA	105		8 (6.)	18 (2.)		2 (15.)	1 (9.)	6 (10.)	25 (7.)	4 (8.)	8 (6.)	4 (8.)	12 (4.)	8 (6.)	1 + 2 (10.)		6 (13.)		
7	Marco Wittmann / DEU	95		1 (10.)	12 (4.)	15 (3.)	10 (5.)	2 (9.)		4 (14.)	15 (3.)	2 (9.)	15 (3.)	10 (5.)		4 (8.)	1 (10.)	4 (8.)		
8	Loic Duval / FRA	88	15 (3.)	6 (7.)	+ 1	4 (8.)	6 (7.)	4 (8.)	18 + 3 (2.)	12 + 2 (4.)	2 (9.)	12 (4.)		2 (9.)	1 (10.)					
9	Ferdinand Habsburg / AUT	68			8 (6.)	1 (10.)			4 (8.)	6 (7.)			6 (7.)	8 + 2 (6.)	6 (7.)	6 (7.)	15 + 2 (3.)	1 + 3 (10.)		
10	Jamie Green / GBR	67	18 (2.)	12 (4.)	4 (8.)		1 (10.)	12 (4.)				6 (7.)					4 (8.)	10 (5.)		
11	Lucas Auer / AUT	51	6 (7.)	4 (8.)				25 (1.)		1 (11.)						15 (3.)				
12	Philipp Eng / AUT	45	8 (6.)		2 (9.)	6 (7.)	4 (8.)			2 (13.)	8 (6.)	1 (10.)	12 (4.)		2 (9.)					

DTM Zolder 2

Circuit Zolder, length 4000 m

16. - 18.10.2020

DTM



-Reg.No.: C-Z-DTM-018

Drivers Championship 2020

POS	NAME / NATION	SUM	Spa (B) 1	Spa (B) 2	Lausitzring I 1	Lausitzring I 2	Lausitzring II 1	Lausitzring II 2	Assen (NL) 1	Assen (NL) 2	Nürburgring I 1	Nürburgring I 2	Nürburgring II 1	Nürburgring II 2	Zolder (B) I 1	Zolder (B) I 2	Zolder (B) II 1	Zolder (B) II 2	Hockenheim 1	Hockenheim 2	
13	Jonathan Aberdein / RSA	45	1 (10.)	2 (9.)		2 (9.)		6 (7.)	8 (6.)		1 (10.)	4 (8.)	8 (6.)	1 (10.)			12 (4.)				
14	Harrison Newey / GBR	27			1 (10.)										10 (5.)	8 (6.)	6 (7.)	2 (9.)			
15	Fabio Scherer / CHE	20														10 (5.)	10 (5.)				
16	Robert Kubica / POL	16							1 (10.)									15 (3.)			
17	Benoît Tréluyer / FRA	0																(14.)			

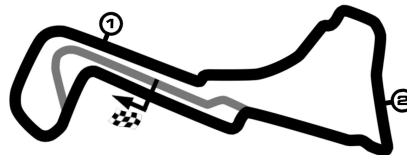
DTM Zolder 2

Circuit Zolder, length 4000 m

16. - 18.10.2020

DTM

Team Championship 2020



DTM

-Reg.No.: C-Z-DTM-018

POS	TEAM	SUM	Spa (B) 1	Spa (B) 2	Lausitzring I 1	Lausitzring I 2	Lausitzring II 1	Lausitzring II 2	Assen (NL) 1	Assen (NL) 2	Nürburgring I 1	Nürburgring I 2	Nürburgring II 1	Nürburgring II 2	Zolder (B) I 1	Zolder (B) I 2	Zolder (B) II 1	Zolder (B) II 2	Hockenheim 1	Hockenheim 2	
1	Audi Sport Team Abt Sportsline	548	32	46	45	35	37	30	43	34	39	40	38	47	34	2	27	19			
2	Audi Sport Team Rosberg	371	29	30	10	26	28	21	10	13	20	25	21	15	28	26	32	37			
3	BMW Team RMG	211	4	1	22	23	22	20	2	12	21	2	16	14	14	19	3	16			
4	Audi Sport Team Phoenix	205	27	16	1	14	14	4	33	14	14	27	2	8	5	18		8			
5	BMW Team RBM	150	8	8	20	6	6	1	6	27	12	9	16	12	10	3		6			
6	WRT Team Audi Sport	103			9	1			4	6			6	10	16	18	27	6			
7	BMW Team RMR	96	7	6		2		31	8	1	1	4	8	1		15	12				
8	ORLEN Team ART (ART Grand Prix)	16							1									15			

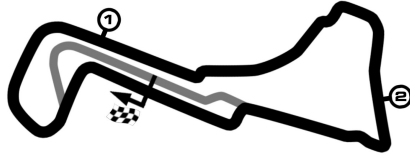
DTM Zolder 2

Circuit Zolder, length 4000 m

16. - 18.10.2020

DTM

Brand Championship 2020



-Reg.No.: C-Z-DTM-018

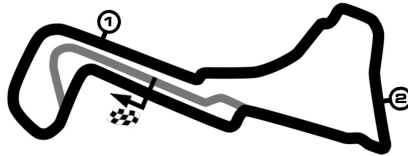
POS	NAME / NATION	SUM	Spa (B) 1	Spa (B) 2	Lausitzring I 1	Lausitzring I 2	Lausitzring II 1	Lausitzring II 2	Assen (NL) 1	Assen (NL) 2	Nürburgring I 1	Nürburgring I 2	Nürburgring II 1	Nürburgring II 2	Zolder (B) I 1	Zolder (B) I 2	Zolder (B) II 1	Zolder (B) II 2	Hockenheim 1	Hockenheim 2
1	AUDI	1102	76	76	60	71	72	51	76	61	71	76	65	72	72	62	74	67		
2	BMW	469	19	15	42	31	28	51	17	39	33	15	39	27	24	37	15	37		

DTM Zolder 2

Circuit Zolder, length 4000 m

16. - 18.10.2020

DTM



DTM

Fastest Lap in race 2, 18.10.2020

-Reg.No.: C-Z-DTM-018

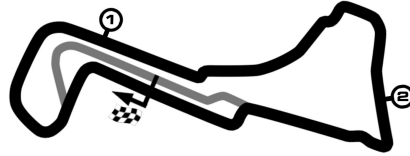
RG.	No.	Driver	Entrant	Time	IN.	DIFF	INT	KM/H	at
1	33	Rast R (DEU)	Audi Sport Team Rosberg	1:20.140	18		0.437	179.686	14:03:34
2	51	Müller N (CHE)	Audi Sport Team Abt Sportsline	1:20.577	18	0.437	0.264	178.711	14:03:40
3	62	Habsburg F (AUT)	WRT Team Audi Sport	1:20.841	37	0.701	0.058	178.127	14:30:57
4	8	Kubica R (POL)	ORLEN Team ART (ART Grand Prix)	<u>1:20.899</u>	21	0.759	0.162	178.000	14:07:49
5	53	Green J (GBR)	Audi Sport Team Rosberg	1:21.061	13	0.921	0.145	177.644	13:56:03
6	16	Glock T (DEU)	BMW Team RMG	1:21.206	14	1.066	0.218	177.327	13:57:27
7	99	Rockenfeller M (DEU)	Audi Sport Team Phoenix	1:21.424	24	1.284	0.066	176.852	14:11:57
8	10	Newey H (GBR)	WRT Team Audi Sport	1:21.490	16	1.350	0.069	176.709	14:01:05
9	31	Van der Linde S (RSA)	BMW Team RBM	1:21.559	15	1.419	0.055	176.559	13:59:40
10	11	Wittmann M (DEU)	BMW Team RMG	<u>1:21.614</u>	16	1.474	11.928	176.440	14:01:04
11	25	Eng P (AUT)	BMW Team RBM	<u>1:33.542</u>	2	13.402	0.861	153.942	13:36:18
12	22	Auer L (AUT)	BMW Team RMR	<u>1:34.403</u>	2	14.263	0.647	152.538	13:36:20
13	19	Tréluyer B (FRA)	Audi Sport Team Phoenix	<u>1:35.050</u>	2	14.910		151.499	13:36:21
0	13	Scherer F (CHE)	WRT Team Audi Sport	0.000			0.000	0.000	13:33:28
0	4	Frijns R (NLD)	Audi Sport Team Abt Sportsline	0.000			0.000	0.000	13:33:28
0	27	Aberdein J (RSA)	BMW Team RMR	0.000				0.000	13:33:28

DTM Zolder 2

Circuit Zolder, length 4000 m

16. - 18.10.2020

DTM



DTM

Stint Analysis race 2, 18.10.2020

-Reg.No.: C-Z-DTM-018

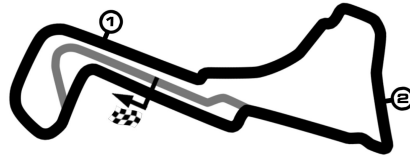
POS	NO	DRIVER	STINT 1			STINT 2			STINT 3			STINT 4		
			LAPS	TIME	KM/H	LAPS	TIME	KM/H	LAPS	TIME	KM/H	LAPS	TIME	KM/H
1.	33	Rast René	13	23:03.284	135.330	27	37:26.473	173.071						
2.	51	Müller Nico	12	21:43.307	132.586	28	38:57.950	172.459						
3.	8	Kubica Robert	18	29:56.313	144.296	22	30:59.229	170.393						
4.	16	Glock Timo	15	25:52.356	139.143	25	35:06.973	170.861						
5.	53	Green Jamie	14	24:27.214	137.403	26	36:32.752	170.744						
6.	99	Rockenfeller Mike	13	23:05.245	135.139	27	37:56.483	170.790						
7.	31	Van der Linde Sheldon	12	21:46.811	132.230	28	39:16.041	171.135						
8.	11	Wittmann Marco	12	21:47.373	132.173	28	39:29.583	170.157						
9.	10	Newey Harrison	13	23:10.042	134.672	27	38:07.366	169.977						
10.	62	Habsburg Ferdinand	12	21:42.382	132.680	20	28:28.213	168.597	7	10:20.249	162.515			
11.	22	Auer Lucas	6	11:20.558	126.955									
12.	19	Tréluyer Benoît	6	11:36.599	124.031									
13.	25	Eng Philipp	5	9:08.944	131.161									
14.	27	Aberdein Jonathan												
15.	13	Scherer Fabio												
16.	4	Frijns Robin												

DTM Zolder 2

Circuit Zolder, length 4000 m

16. - 18.10.2020

DTM



DTM

Pitstop (Chronology) race 2, 18.10.2020

-Reg.No.: C-Z-DTM-018

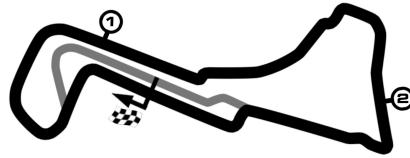
Car	Driver	Entrant	at Lap	Time	duration	Sum
62	Habsburg Ferdinand	WRT Team Audi Sport	12	13:54:32	51.332	51.332
51	Müller Nico	Audi Sport Team Abt Sportsline	12	13:54:33	51.653	51.653
31	Van der Linde Sheldon	BMW Team RBM	12	13:54:36	51.209	51.209
11	Wittmann Marco	BMW Team RMG	12	13:54:37	51.845	51.845
33	Rast René	Audi Sport Team Rosberg	13	13:55:53	52.657	52.657
99	Rockenfeller Mike	Audi Sport Team Phoenix	13	13:55:55	51.269	51.269
10	Newey Harrison	WRT Team Audi Sport	13	13:56:00	52.013	52.013
53	Green Jamie	Audi Sport Team Rosberg	14	13:57:17	52.701	52.701
16	Glock Timo	BMW Team RMG	15	13:58:41	53.214	53.214
8	Kubica Robert	ORLEN Team ART (ART Grand Prix)	18	14:02:46	53.383	53.383
62	Habsburg Ferdinand	WRT Team Audi Sport	32	14:23:00	1:02.164	1:53.496

DTM Zolder 2

Circuit Zolder, length 4000 m

16. - 18.10.2020

DTM



DTM

Pitstops race 2, 18.10.2020

-Reg.No.: C-Z-DTM-018

Pos	Car	Driver	Entrant	at Lap	Time	Duration
1	31	Van der Linde Sheldon	BMW Team RBM	12	13:54:36	51.209
2	99	Rockenfeller Mike	Audi Sport Team Phoenix	13	13:55:55	51.269
3	62	Habsburg Ferdinand	WRT Team Audi Sport	12	13:54:32	51.332
4	51	Müller Nico	Audi Sport Team Abt Sportsline	12	13:54:33	51.653
5	11	Wittmann Marco	BMW Team RMG	12	13:54:37	51.845
6	10	Newey Harrison	WRT Team Audi Sport	13	13:56:00	52.013
7	33	Rast René	Audi Sport Team Rosberg	13	13:55:53	52.657
8	53	Green Jamie	Audi Sport Team Rosberg	14	13:57:17	52.701
9	16	Glock Timo	BMW Team RMG	15	13:58:41	53.214
10	8	Kubica Robert	ORLEN Team ART (ART Grand Prix)	18	14:02:46	53.383

DTM Zolder 2

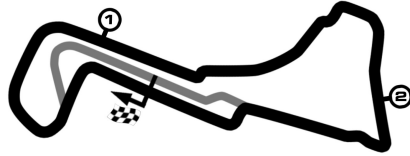
Circuit Zolder, length 4000 m

16. - 18.10.2020

DTM

Starting grid race 2

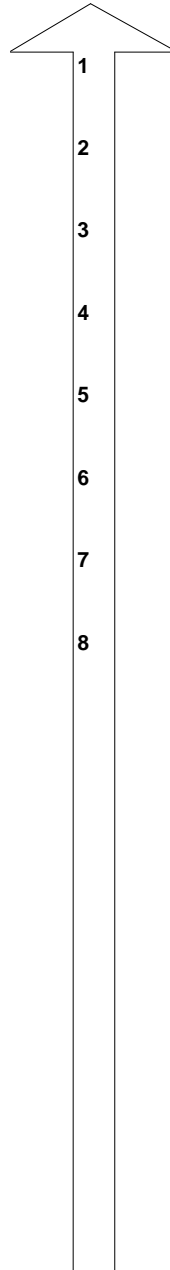
green flag lap at time: 13:30:00



DTM

-Reg.No.: C-Z-DTM-018

62 Ferdinand Habsburg WRT Audi RS 5 DTM	1:18.879
4 Robin Frijns Aral Ultimate Audi RS 5 DTM	1:18.984
51 Nico Müller Castrol EDGE Audi RS 5 DTM	1:19.035
53 Jamie Green Akrapovic Audi RS 5 DTM	1:19.101
99 Mike Rockenfeller Twin Busch Audi RS5 DTM	1:19.388
31 Sheldon Van der Linde Shell BMW M4 DTM	1:19.462
22 Lucas Auer BMW Bank M4 DTM	1:19.488
11 Marco Wittmann Schaeffler BMW M4 DTM	1:19.725



33 René Rast Audi Sport RS 5 DTM	1:18.948
13 Fabio Scherer WRT Audi RS 5 DTM	1:19.012
27 Jonathan Aberdein CATL BMW M4 DTM	1:19.063
25 Philipp Eng ZF BMW M4 DTM	1:19.333
8 Robert Kubica BMW M4 CLASS1	1:19.412
10 Harrison Newey WRT Audi RS 5 DTM	1:19.468
16 Timo Glock iQOO BMW M4 DTM	1:19.540
19 Benoît Tréluyer BMC Air Filter Audi RS 5 DTM	1:20.201

Thomas Ferrero	Franz-Josef Serr	Frédéric Frenay
----------------	------------------	-----------------