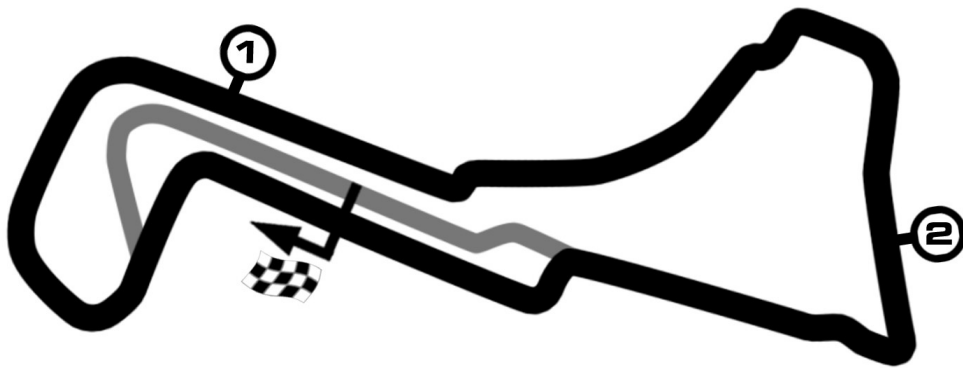


DTM

DTM Zolder 2

race 1



Circuit Zolder 4000 m

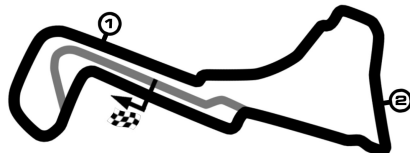
16. - 18.10.2020

DTM Zolder 2

Circuit Zolder, length 4000 m

16. - 18.10.2020

DTM



DTM

Result race 1, 17.10.2020

-Reg.No.: C-Z-DTM-018

Rk	No	DRIVER/ENTRANT	CAR	LAPS	TIME	GAP	INT	km/h	BEST	IN
1	33	René Rast (DEU) Audi Sport Team Rosberg	Audi Sport RS 5 DTM	41	58:10.281			169.155	1:20.396	17
2	4	Robin Frijns (NLD) Audi Sport Team Abt Sportsline	Aral Ultimate Audi RS 5 DTM	41	58:11.158	0.877	0.877	169.113	1:20.422	17
3	62	Ferdinand Habsburg (AUT) WRT Team Audi Sport	WRT Audi RS 5 DTM	41	58:33.071	22.790	21.913	168.058	1:20.989	17
4	27	Jonathan Aberdein (RSA) BMW Team RMR	CATL BMW M4 DTM	41	58:36.743	26.462	3.672	167.883	1:21.211	15
5	13	Fabio Scherer (CHE) WRT Team Audi Sport	WRT Audi RS 5 DTM	41	58:44.976	34.695	8.233	167.491	1:21.123	12
6	51	Nico Müller (CHE) Audi Sport Team Abt Sportsline	Castrol EDGE Audi RS 5 DTM	41	58:45.435	35.154	0.459	167.469	1:21.462	12
7	10	Harrison Newey (GBR) WRT Team Audi Sport	WRT Audi RS 5 DTM	41	58:46.322	36.041	0.887	167.427	1:21.216	14
8	53	Jamie Green (GBR) Audi Sport Team Rosberg	Akrapovic Audi RS 5 DTM	41	58:52.796	42.515	6.474	167.120	1:20.947	13
9	16	Timo Glock (DEU) BMW Team RMG	iQOO BMW M4 DTM	41	58:53.263	42.982	0.467	167.098	1:21.419	20
10	11	Marco Wittmann (DEU) BMW Team RMG	Schaeffler BMW M4 DTM	41	59:21.915	1:11.634	28.652	165.754	1:22.334	11
11	22	Lucas Auer (AUT) BMW Team RMR	BMW Bank M4 DTM	41	59:25.010	1:14.729	3.095	165.610	1:21.736	9
12	25	Philipp Eng (AUT) BMW Team RBM	ZF BMW M4 DTM	41	59:28.114	1:17.833	3.104	165.466	1:21.273	8
13	31	Sheldon Van der Linde (RSA) BMW Team RBM	Shell BMW M4 DTM	41	59:28.604	1:18.323	0.490	165.443	1:21.784	12
14	19	Benoît Tréluyer (FRA) Audi Sport Team Phoenix	BMC Air Filter Audi RS 5 DTM	40	58:27.784	1 Runde	1 Runde	164.206	1:22.022	15
NOT CLASSIFIED										
	8	Robert Kubica (POL) ORLEN Team ART (ART Grand Pr	BMW M4 CLASS1	18	27:52.118	23 Runden		155.013	1:21.908	10
	99	Mike Rockenfeller (DEU) Audi Sport Team Phoenix	Twin Busch Audi RS5 DTM	4	7:28.887	37 Runden		128.317	1:48.574	2

fastest lap: 33 Rast René 1:20.396 = 179.113 km/h at lap 17

Issued:

Clerk of the Course:

Timekeeper:

Subject to final scrutineering !



Lapchart: DTM race 1

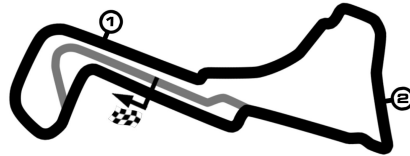
POS	1	2	3	4	5	6	7	8	9	10	11	12	13	14	15	16
LAP 1	33	62	4	27	53	99	25	13	10	16	8	11	31	51	22	19
LAP 2	33	62	4	27	53	99	25	13	10	16	8	11	31	51	22	19
LAP 3	33	62	4	27	53	99	13	25	10	16	11	8	31	51	22	19
LAP 4	33	62	4	27	53	25	13	10	16	11	51	31	8	22	19	99.
LAP 5	33	62	4	27	53	25	13	10	16	31	8	19	11.	51.	22.	
LAP 6	33	62	4	27	53	25	13	10	16	31	8	19.	51	11	22	
LAP 7	33	62	4	27	25	13	16	8	53.	10.	31.	51	11	19	22	
LAP 8	33	62	4	27	25	16	8	13.	53	10	51	31.	11	22	19	
LAP 9	33	4	62	27	16	8	25.	53	13	51	10	11	22	19.	31	
LAP 10	33	4	62	27	16	8	25	13	51	10	11	53	22	31	19	
LAP 11	33	16	8	4.	62.	27.	25	13	51	10	11	53	22	31	19	
LAP 12	16	33.	8	4	62	27	25	13	51	10	53	11	22	31	19	
LAP 13	16	8	33	4	62	27	13	51	10	53	11	22	25.	31	19	
LAP 14	16	8	33	4	62	27	13	51	10	53	11	22	25	31	19	
LAP 15	16	8	33	4	62	27	13	51	10	53	22	11	25	31	19	
LAP 16	8	16.	33	4	62	27	13	51	10	53	22	11	25	31	19	
LAP 17	8.	33	4	62	27	13	51	10	16	53	22	11	25	31	19	
LAP 18	33	4	62	27	13	51	10	16	53	22	11	25	31	19	8.	
LAP 19	33	4	62	27	13	51	10	16	53	22	11	25	31	19		
LAP 20	33	4	62	27	13	51	10	16	53	22	11	25	31	19		
LAP 21	33	4	62	27	13	51	10	16	53	22	11	25	31	19		
LAP 22	33	4	62	27	13	51	10	16	53	22	11	25	31	19		
LAP 23	33	4	62	27	13	51	10	16	53	22	11	25	31	19		
LAP 24	33	4	62	27	13	51	10	16	53	11	22	25	31	19		
LAP 25	33	4	62	27	13	51	10	16	53	11	22	25	31	19		
LAP 26	33	4	62	27	13	51	10	16	53	11	22	25	31	19		
LAP 27	33	4	62	27	13	51	10	16	53	11	22	25	31	19		
LAP 28	33	4	62	27	13	51	10	16	53	11	22	25	31	19		
LAP 29	33	4	62	27	13	51	10	16	53	11	22	25	31	19		
LAP 30	33	4	62	27	13	51	10	16	53	11	22	25	31	19		
LAP 31	33	4	62	27	13	51	10	16	53	11	22	25	31	19		
LAP 32	33	4	62	27	13	51	10	16	53	11	22	25	31	19		
LAP 33	33	4	62	27	13	51	10	16	53	11	22	25	31	19		
LAP 34	33	4	62	27	13	51	10	53	16	11	22	25	31	19		
LAP 35	33	4	62	27	13	51	10	16	53	11	22	25	31	19		
LAP 36	33	4	62	27	13	51	10	16	53	11	22	25	31	19		
LAP 37	33	4	62	27	13	51	10	16	53	11	22	25	31	19		
LAP 38	33	4	62	27	13	51	10	16	53	11	22	25	31	19		
LAP 39	33	4	62	27	13	51	10	16	53	11	22	25	31	19		
LAP 40	33	4	62	27	13	51	10	16	53	11	22	25	31	19		
LAP 41	33	4	62	27	13	51	10	53	16	11	22	25	31			

DTM Zolder 2

Circuit Zolder, length 4000 m

16. - 18.10.2020

DTM



Lap by Lap race 1, 17.10.2020

-Reg.No.: C-Z-DTM-018

4 Robin Frijns , Aral Ultimate Audi RS 5 DTM / NLD															
1	1:29.890	2	1:47.203	3	2:13.991	4	1:25.115	5	1:21.678	6	1:21.328	7	1:21.384	8	1:21.138
9	1:21.588	10	1:20.850	pit	1:34.697	12	1:59.086	13	1:21.932	14	1:20.847	15	1:20.560	16	1:20.444
17	1:20.422	18	1:20.523	19	1:20.752	20	1:22.320	21	1:21.621	22	1:21.704	23	1:21.553	24	1:21.904
25	1:22.139	26	1:22.228	27	1:22.443	28	1:22.544	29	1:22.369	30	1:22.460	31	1:22.611	32	1:22.523
33	1:22.614	34	1:22.408	35	1:22.037	36	1:22.078	37	1:22.003	38	1:22.089	39	1:21.899	40	1:22.067
41	1:22.116														

8 Robert Kubica , BMW M4 CLASS1 / POL															
1	1:35.182	2	1:51.693	3	2:05.585	4	1:29.145	5	1:23.012	6	1:22.254	7	1:22.145	8	1:22.051
9	1:22.192	10	1:21.908	11	1:22.320	12	1:22.130	13	1:22.332	14	1:22.461	15	1:22.721	16	1:22.881
pit	1:37.324	pit	2:44.782												

10 Harrison Newey , WRT Audi RS 5 DTM / GBR															
1	1:34.051	2	1:49.726	3	2:08.243	4	1:27.538	5	1:22.631	6	1:22.164	pit	1:36.783	8	1:59.210
9	1:23.494	10	1:21.845	11	1:21.597	12	1:21.911	13	1:21.871	14	1:21.216	15	1:21.244	16	1:21.828
17	1:22.982	18	1:22.104	19	1:22.118	20	1:22.146	21	1:21.898	22	1:21.921	23	1:22.185	24	1:22.465
25	1:22.409	26	1:22.958	27	1:23.361	28	1:23.177	29	1:23.385	30	1:23.523	31	1:23.745	32	1:23.533
33	1:23.104	34	1:23.211	35	1:22.766	36	1:23.142	37	1:22.880	38	1:22.896	39	1:22.863	40	1:23.204
41	1:22.994														

11 Marco Wittmann , Schaeffler BMW M4 DTM / DEU															
1	1:35.746	2	1:51.450	3	2:05.138	4	1:28.043	pit	1:37.535	6	2:00.043	7	1:23.751	8	1:22.750
9	1:22.784	10	1:22.846	11	1:22.334	12	1:23.365	13	1:22.916	14	1:23.228	15	1:23.864	16	1:22.993
17	1:23.090	18	1:23.934	19	1:23.450	20	1:23.215	21	1:23.173	22	1:23.325	23	1:23.765	24	1:23.674
25	1:23.522	26	1:23.745	27	1:23.488	28	1:23.771	29	1:24.342	30	1:24.552	31	1:24.432	32	1:24.486
33	1:24.279	34	1:23.954	35	1:23.892	36	1:23.847	37	1:23.787	38	1:23.616	39	1:23.323	40	1:23.023
41	1:23.444														

13 Fabio Scherer , WRT Audi RS 5 DTM / CHE															
1	1:33.380	2	1:49.187	3	2:09.176	4	1:27.493	5	1:22.423	6	1:21.898	7	1:21.947	pit	1:36.797
9	1:59.249	10	1:22.157	11	1:21.487	12	1:21.123	13	1:21.518	14	1:21.687	15	1:21.580	16	1:21.496
17	1:21.882	18	1:21.613	19	1:22.087	20	1:22.073	21	1:22.554	22	1:22.848	23	1:22.737	24	1:23.053
25	1:22.753	26	1:23.230	27	1:23.238	28	1:23.269	29	1:23.524	30	1:23.480	31	1:23.527	32	1:23.392
33	1:23.074	34	1:23.201	35	1:23.058	36	1:22.906	37	1:22.827	38	1:23.097	39	1:23.093	40	1:23.139
41	1:22.723														

16 Timo Glock , iQOO BMW M4 DTM / DEU															
1	1:34.732	2	1:50.963	3	2:06.331	4	1:28.001	5	1:22.634	6	1:22.108	7	1:22.204	8	1:21.983
9	1:22.423	10	1:21.791	11	1:22.319	12	1:21.993	13	1:22.100	14	1:22.484	15	1:23.018	pit	1:36.615
17	1:57.917	18	1:22.492	19	1:21.574	20	1:21.419	21	1:21.709	22	1:22.433	23	1:22.315	24	1:22.025
25	1:22.644	26	1:22.974	27	1:23.229	28	1:23.322	29	1:23.077	30	1:23.651	31	1:23.567	32	1:24.024
33	1:23.377	34	1:25.010	35	1:24.422	36	1:23.230	37	1:23.320	38	1:23.234	39	1:23.117	40	1:23.116
41	1:24.366														

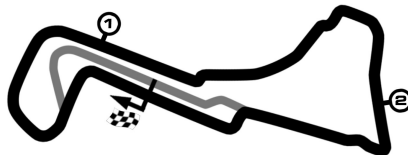
19 Benoît Tréluyer , BMC Air Filter Audi RS 5 DTM / FRA															
1	1:39.115	2	1:51.395	3	2:02.517	4	1:29.814	5	1:23.771	pit	1:37.358	7	2:01.198	8	1:23.700
pit	1:36.567	10	1:46.665	11	1:22.657	12	1:22.211	13	1:22.344	14	1:22.033	15	1:22.022	16	1:22.489
17	1:22.631	18	1:22.130	19	1:23.519	20	1:22.878	21	1:23.156	22	1:23.154	23	1:22.989	24	1:23.340
25	1:23.534	26	1:24.956	27	1:26.418	28	1:23.569	29	1:23.481	30	1:23.412	31	1:23.384	32	1:23.466

DTM Zolder 2

Circuit Zolder, length 4000 m

16. - 18.10.2020

DTM



Lap by Lap race 1, 17.10.2020

-Reg.No.: C-Z-DTM-018

33	1:23.514	34	1:23.202	35	1:23.169	36	1:23.312	37	1:23.111	38	1:23.073	39	1:22.818	40	1:23.712
----	----------	----	----------	----	----------	----	----------	----	----------	----	----------	----	----------	----	----------

22 Lucas Auer , BMW Bank M4 DTM / AUT

1	1:38.433	2	1:50.896	3	2:03.543	4	1:29.169	pit	1:38.032	6	2:00.955	7	1:24.222	8	1:22.150
9	1:21.736	10	1:22.633	11	1:21.970	12	1:22.407	13	1:22.791	14	1:23.148	15	1:22.744	16	1:22.802
17	1:22.903	18	1:23.131	19	1:23.064	20	1:23.712	21	1:23.489	22	1:24.198	23	1:24.490	24	1:24.484
25	1:24.128	26	1:24.255	27	1:24.198	28	1:24.367	29	1:24.284	30	1:23.862	31	1:24.166	32	1:23.789
33	1:24.061	34	1:23.845	35	1:23.651	36	1:23.677	37	1:23.739	38	1:23.956	39	1:23.688	40	1:23.890
41	1:24.352														

25 Philipp Eng , ZF BMW M4 DTM / AUT

1	1:32.469	2	1:48.728	3	2:10.549	4	1:25.880	5	1:22.066	6	1:22.064	7	1:21.619	8	1:21.273
pit	1:35.664	10	2:00.819	11	1:21.575	12	1:21.553	pit	1:35.865	14	1:42.979	15	1:21.282	16	1:21.352
17	1:21.831	18	1:22.092	19	1:22.449	20	1:22.511	21	1:22.641	22	1:23.171	23	1:23.110	24	1:22.905
25	1:23.589	26	1:25.143	27	1:23.781	28	1:23.286	29	1:23.791	30	1:23.457	31	1:23.428	32	1:23.315
33	1:23.330	34	1:23.209	35	1:23.384	36	1:23.582	37	1:23.420	38	1:23.522	39	1:23.265	40	1:23.922
41	1:24.243														

27 Jonathan Aberdein , CATL BMW M4 DTM / RSA

1	1:30.477	2	1:47.344	3	2:13.450	4	1:25.201	5	1:21.767	6	1:22.105	7	1:21.355	8	1:21.666
9	1:21.493	10	1:21.710	pit	1:35.571	12	1:59.337	13	1:22.205	14	1:22.012	15	1:21.211	16	1:21.222
17	1:21.220	18	1:21.522	19	1:21.530	20	1:21.492	21	1:22.015	22	1:22.039	23	1:21.810	24	1:22.311
25	1:21.967	26	1:22.101	27	1:22.659	28	1:23.031	29	1:22.820	30	1:23.172	31	1:23.361	32	1:23.187
33	1:23.607	34	1:23.240	35	1:23.564	36	1:23.465	37	1:23.776	38	1:23.983	39	1:23.445	40	1:23.373
41	1:23.927														

31 Sheldon Van der Linde , Shell BMW M4 DTM / RSA

1	1:36.334	2	1:51.380	3	2:04.862	4	1:28.599	5	1:23.060	6	1:21.809	pit	1:36.744	pit	1:58.103
9	2:01.413	10	1:23.147	11	1:22.268	12	1:21.784	13	1:22.113	14	1:21.957	15	1:22.052	16	1:21.858
17	1:22.192	18	1:22.238	19	1:22.267	20	1:22.054	21	1:22.092	22	1:22.443	23	1:22.623	24	1:22.561
25	1:22.614	26	1:22.679	27	1:22.642	28	1:22.749	29	1:23.022	30	1:23.532	31	1:23.550	32	1:23.512
33	1:23.220	34	1:23.158	35	1:23.458	36	1:23.132	37	1:23.269	38	1:23.331	39	1:23.030	40	1:23.108
41	1:22.645														

33 René Rast , Audi Sport RS 5 DTM / DEU

1	1:28.289	2	1:47.276	3	2:15.253	4	1:24.051	5	1:21.598	6	1:21.187	7	1:21.024	8	1:21.121
9	1:21.172	10	1:20.862	11	1:21.015	pit	1:34.946	13	2:00.084	14	1:21.688	15	1:20.982	16	1:20.593
17	1:20.396	18	1:20.771	19	1:20.806	20	1:21.172	21	1:21.403	22	1:21.536	23	1:21.527	24	1:21.700
25	1:21.771	26	1:21.868	27	1:22.383	28	1:22.261	29	1:22.433	30	1:22.233	31	1:22.354	32	1:22.491
33	1:22.466	34	1:22.367	35	1:22.406	36	1:22.643	37	1:22.504	38	1:22.369	39	1:22.270	40	1:22.169
41	1:22.841														

51 Nico Müller , Castrol EDGE Audi RS 5 DTM / CHE

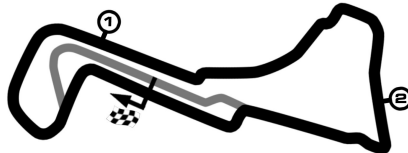
1	1:37.457	2	1:50.962	3	2:04.226	4	1:28.055	pit	1:37.647	6	1:57.348	7	1:21.723	8	1:23.096
9	1:21.871	10	1:21.940	11	1:21.878	12	1:21.462	13	1:21.465	14	1:21.489	15	1:21.513	16	1:21.699
17	1:21.967	18	1:22.057	19	1:21.845	20	1:21.863	21	1:22.197	22	1:22.450	23	1:22.866	24	1:22.694
25	1:22.748	26	1:23.463	27	1:23.284	28	1:23.257	29	1:23.356	30	1:23.448	31	1:23.809	32	1:23.128
33	1:23.206	34	1:23.207	35	1:23.182	36	1:22.888	37	1:23.061	38	1:22.860	39	1:22.760	40	1:23.340
41	1:22.668														

DTM Zolder 2

Circuit Zolder, length 4000 m

16. - 18.10.2020

DTM



DTM

Lap by Lap race 1, 17.10.2020

-Reg.No.: C-Z-DTM-018

53 Jamie Green , Akrapovic Audi RS 5 DTM / GBR															
1	1:30.823	2	1:48.407	3	2:12.229	4	1:25.575	5	1:22.251	6	1:21.868	pit	1:35.810	8	1:57.473
9	1:22.113	10	1:33.945	11	1:22.147	12	1:22.503	13	1:20.947	14	1:21.106	15	1:21.381	16	1:21.756
17	1:21.578	18	1:21.697	19	1:22.018	20	1:21.894	21	1:22.190	22	1:22.425	23	1:22.399	24	1:22.645
25	1:22.609	26	1:22.561	27	1:22.612	28	1:22.939	29	1:23.150	30	1:23.011	31	1:23.924	32	1:22.974
33	1:22.926	34	1:24.117	35	1:25.296	36	1:23.103	37	1:23.358	38	1:23.194	39	1:23.262	40	1:23.137
41	1:23.443														

62 Ferdinand Habsburg , WRT Audi RS 5 DTM / AUT															
1	1:29.002	2	1:47.196	3	2:14.785	4	1:24.730	5	1:21.694	6	1:21.385	7	1:21.296	8	1:21.223
9	1:22.519	10	1:21.820	pit	1:35.698	12	1:58.612	13	1:22.260	14	1:21.695	15	1:21.331	16	1:21.060
17	1:20.989	18	1:20.992	19	1:21.502	20	1:21.808	21	1:21.937	22	1:22.051	23	1:22.058	24	1:22.281
25	1:22.374	26	1:22.740	27	1:22.975	28	1:22.976	29	1:23.053	30	1:23.299	31	1:23.237	32	1:23.397
33	1:23.356	34	1:23.487	35	1:23.444	36	1:23.100	37	1:23.484	38	1:23.020	39	1:23.025	40	1:23.094
41	1:23.086														

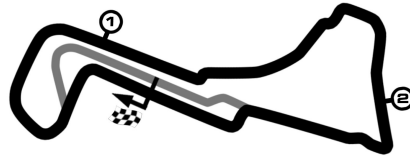
99 Mike Rockenfeller , Twin Busch Audi RS5 DTM / DEU															
1	1:31.831	2	1:48.574	3	2:11.114	4	1:57.368								

DTM Zolder 2

Circuit Zolder, length 4000 m

16. - 18.10.2020

DTM



DTM

Lap Analysis race 1, 17.10.2020

-Reg.No.: C-Z-DTM-018

4 Robin Frijns , Aral Ultimate Audi RS 5 DTM / NLD									theoretical besttime: 1:20.278								
Lap	Time	S1	V1	S2	V2	S3	V3	Vmax	Lap	Time	S1	V1	S2	V2	S3	V3	Vmax
1	1:29.890	31.671	219	30.607	229	27.612	136	229	22	1:21.704	25.765	221	29.986	229	25.953	220	229
2	1:47.203	35.898	201	39.364	160	31.941	131	160	23	1:21.553	25.680	222	29.827	229	26.046	223	229
3	2:13.991	39.994	114	44.105	171	49.892	125	171	24	1:21.904	25.840	222	29.963	228	26.101	221	228
4	1:25.115	28.380	217	30.434	231	26.301	221	231	25	1:22.139	25.844	222	30.106	227	26.189	220	227
5	1:21.678	25.864	223	29.854	229	25.960	231	229	26	1:22.228	25.874	221	30.119	229	26.235	218	229
6	1:21.328	25.703	222	29.829	230	25.796	226	230	27	1:22.443	25.930	221	30.280	227	26.233	221	227
7	1:21.384	25.728	222	29.735	231	25.921	221	231	28	1:22.544	25.946	220	30.400	227	26.198	221	227
8	1:21.138	25.677	223	29.684	230	25.777	231	230	29	1:22.369	25.900	220	30.282	226	26.187	223	226
9	1:21.588	25.642	220	30.000	229	25.946	225	229	30	1:22.460	25.997	219	30.209	228	26.254	220	228
10	1:20.850	25.494	225	29.618	230	25.738	229	230	31	1:22.611	26.037	221	30.324	226	26.250	218	226
11	1:34.697	25.380	225	29.625	227	0.000		227	32	1:22.523	26.040	219	30.294	229	26.189	226	229
12	1:59.086	1:01.415	214	31.337	228	26.334	221	228	33	1:22.614	26.141	222	30.080	228	26.393	223	228
13	1:21.932	26.147	222	30.067	228	25.718	228	228	34	1:22.408	26.157	222	30.210	229	26.041	223	229
14	1:20.847	25.484	224	29.766	228	25.597	228	228	35	1:22.037	25.975	224	30.035	228	26.027	225	228
15	1:20.560	25.462	225	29.563	229	25.535	231	229	36	1:22.078	26.032	222	30.044	227	26.002	223	227
16	1:20.444	25.398	226	29.459	229	25.587	229	229	37	1:22.003	25.982	224	30.047	228	25.974	223	228
17	1:20.422	25.497	225	29.363	231	25.562	229	231	38	1:22.089	26.000	223	30.057	226	26.032	225	226
18	1:20.523	25.474	225	29.466	232	25.583	233	232	39	1:21.899	25.834	223	30.019	227	26.046	225	227
19	1:20.752	25.592	225	29.564	229	25.596	231	229	40	1:22.067	25.943	220	30.079	228	26.045	228	228
20	1:22.320	26.552	219	29.940	228	25.828	225	228	41	1:22.116	25.915	220	30.081	227	26.120	221	227
21	1:21.621	25.742	223	29.899	229	25.980	223	229									

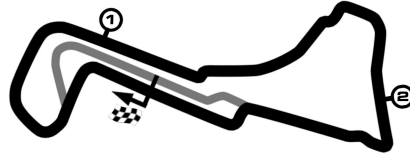
8 Robert Kubica , BMW M4 CLASS1 / POL									theoretical besttime: 1:21.866								
Lap	Time	S1	V1	S2	V2	S3	V3	Vmax	Lap	Time	S1	V1	S2	V2	S3	V3	Vmax
1	1:35.182	34.631	215	32.075	230	28.476	129	230	10	1:21.908	25.849	224	30.101	231	25.958	226	231
2	1:51.693	40.570	159	37.855	151	33.268	175	151	11	1:22.320	25.935	220	30.363	230	26.022	225	230
3	2:05.585	37.234	129	44.756	107	43.595	115	107	12	1:22.130	25.940	221	30.136	229	26.054	221	229
4	1:29.145	29.859	208	32.448	231	26.838	223	231	13	1:22.332	25.950	223	30.225	230	26.157	225	230
5	1:23.012	26.292	222	30.596	232	26.124	228	232	14	1:22.461	25.904	221	30.327	229	26.230	218	229
6	1:22.254	26.029	221	30.145	232	26.080	221	232	15	1:22.721	26.119	220	30.399	229	26.203	220	229
7	1:22.145	25.993	223	30.186	231	25.966	221	231	16	1:22.881	26.197	220	30.430	228	26.254	221	228
8	1:22.051	25.931	222	30.059	230	26.061	225	230	17	1:37.324	26.055	220	30.546	228	0.000		228
9	1:22.192	25.931	223	30.171	231	26.090	226	231	18	2:44.782	1:12.098	182	41.764	162	0.000		162

DTM Zolder 2

Circuit Zolder, length 4000 m

16. - 18.10.2020

DTM



DTM

Lap Analysis race 1, 17.10.2020

-Reg.No.: C-Z-DTM-018

10 Harrison Newey , WRT Audi RS 5 DTM / GBR

theoretical besttime: 1:21.102

Lap	Time	S1	V1	S2	V2	S3	V3	Vmax	Lap	Time	S1	V1	S2	V2	S3	V3	Vmax
1	1:34.051	34.144	213	31.746	230	28.161	124	230	22	1:21.921	25.761	222	30.000	228	26.160	225	228
2	1:49.726	39.969	140	37.503	125	32.254	161	125	23	1:22.185	25.751	221	30.131	229	26.303	221	229
3	2:08.243	38.466	137	45.135	99	44.642	129	99	24	1:22.465	25.954	220	30.179	227	26.332	225	227
4	1:27.538	29.197	212	31.790	230	26.551	223	230	25	1:22.409	25.928	220	30.145	228	26.336	221	228
5	1:22.631	26.186	217	30.324	231	26.121	228	231	26	1:22.958	26.120	220	30.364	228	26.474	221	228
6	1:22.164	25.984	221	30.069	230	26.111	226	230	27	1:23.361	26.492	217	30.577	227	26.292	231	227
7	1:36.783	26.051	219	29.968	231	0.000		231	28	1:23.177	26.227	219	30.612	228	26.338	231	228
8	1:59.210	1:01.222	212	31.339	227	26.649	220	227	29	1:23.385	26.380	216	30.539	228	26.466	228	228
9	1:23.494	27.145	224	30.378	229	25.971	226	229	30	1:23.523	26.391	217	30.671	228	26.461	228	228
10	1:21.845	25.854	219	30.117	229	25.874	225	229	31	1:23.745	26.528	215	30.767	227	26.450	226	227
11	1:21.597	25.748	220	29.896	229	25.953	226	229	32	1:23.533	26.347	216	30.709	227	26.477	226	227
12	1:21.911	25.904	219	29.944	229	26.063	221	229	33	1:23.104	26.219	217	30.535	228	26.350	228	228
13	1:21.871	25.874	218	30.056	228	25.941	221	228	34	1:23.211	26.635	219	30.387	228	26.189	231	228
14	1:21.216	25.793	220	29.695	231	25.728	226	231	35	1:22.766	26.131	220	30.346	227	26.289	231	227
15	1:21.244	25.679	223	29.817	229	25.748	225	229	36	1:23.142	26.279	220	30.499	229	26.364	228	229
16	1:21.828	25.687	222	30.015	228	26.126	221	228	37	1:22.880	26.345	216	30.471	227	26.064	225	227
17	1:22.982	26.530	218	30.174	228	26.278	221	228	38	1:22.896	26.372	218	30.281	227	26.243	231	227
18	1:22.104	25.959	219	30.056	229	26.089	225	229	39	1:22.863	26.213	220	30.456	228	26.194	226	228
19	1:22.118	25.830	220	30.043	229	26.245	221	229	40	1:23.204	26.377	219	30.547	227	26.280	229	227
20	1:22.146	25.892	219	29.996	229	26.258	221	229	41	1:22.994	26.214	218	30.456	228	26.324	223	228
21	1:21.898	25.902	223	29.840	229	26.156	228	229									

11 Marco Wittmann , Schaeffler BMW M4 DTM / DEU

theoretical besttime: 1:22.305

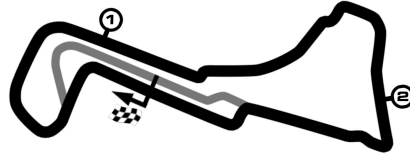
Lap	Time	S1	V1	S2	V2	S3	V3	Vmax	Lap	Time	S1	V1	S2	V2	S3	V3	Vmax
1	1:35.746	34.795	213	32.230	227	28.721	137	227	22	1:23.325	26.211	219	30.621	228	26.493	218	228
2	1:51.450	40.657	151	37.977	125	32.816	173	125	23	1:23.765	26.473	218	30.853	228	26.439	228	228
3	2:05.138	37.587	127	44.741	101	42.810	127	101	24	1:23.674	26.525	217	30.741	228	26.408	221	228
4	1:28.043	29.240	216	32.132	229	26.671	223	229	25	1:23.522	26.476	219	30.666	227	26.380	218	227
5	1:37.535	26.324	220	30.407	230	0.000		230	26	1:23.745	26.407	216	30.807	227	26.531	218	227
6	2:00.043	1:01.715	215	31.614	225	26.714	223	225	27	1:23.488	26.372	219	30.728	228	26.388	220	228
7	1:23.751	26.826	220	30.734	227	26.191	226	227	28	1:23.771	26.402	218	30.840	227	26.529	218	227
8	1:22.750	26.051	222	30.530	227	26.169	226	227	29	1:24.342	26.713	217	30.891	227	26.738	220	227
9	1:22.784	26.162	220	30.435	229	26.187	226	229	30	1:24.552	26.734	217	31.018	226	26.800	220	226
10	1:22.846	25.952	221	30.814	228	26.080	226	228	31	1:24.432	26.709	218	30.969	227	26.754	218	227
11	1:22.334	25.981	222	30.348	228	26.005	226	228	32	1:24.486	26.802	216	30.986	227	26.698	218	227
12	1:23.365	26.070	222	30.451	228	26.844	226	228	33	1:24.279	26.712	216	30.941	227	26.626	218	227
13	1:22.916	26.305	221	30.489	228	26.122	226	228	34	1:23.954	26.576	219	30.789	227	26.589	218	227
14	1:23.228	26.211	219	30.625	227	26.392	220	227	35	1:23.892	26.609	217	30.757	226	26.526	218	226
15	1:23.864	27.017	218	30.525	229	26.322	220	229	36	1:23.847	26.539	218	30.770	227	26.538	218	227
16	1:22.993	26.264	220	30.379	228	26.350	218	228	37	1:23.787	26.492	216	30.780	227	26.515	218	227
17	1:23.090	26.287	218	30.536	228	26.267	220	228	38	1:23.616	26.563	217	30.612	227	26.441	218	227
18	1:23.934	26.644	208	30.925	228	26.365	220	228	39	1:23.323	26.384	218	30.571	228	26.368	218	228
19	1:23.450	26.390	218	30.669	228	26.391	220	228	40	1:23.023	26.239	221	30.422	228	26.362	223	228
20	1:23.215	26.243	219	30.590	228	26.382	220	228	41	1:23.444	26.468	221	30.477	227	26.499	221	227
21	1:23.173	26.337	218	30.511	228	26.325	220	228									

DTM Zolder 2

Circuit Zolder, length 4000 m

16. - 18.10.2020

DTM



Lap Analysis race 1, 17.10.2020

-Reg.No.: C-Z-DTM-018

13 Fabio Scherer , WRT Audi RS 5 DTM / CHE

theoretical besttime: 1:21.123

Lap	Time	S1	V1	S2	V2	S3	V3	Vmax	Lap	Time	S1	V1	S2	V2	S3	V3	Vmax
1	1:33.380	33.804	215	31.524	228	28.052	119	228	22	1:22.848	26.227	217	30.377	228	26.244	223	228
2	1:49.187	39.985	135	37.475	126	31.727	159	126	23	1:22.737	26.300	218	30.337	229	26.100	225	229
3	2:09.176	38.920	129	45.007	112	45.249	126	112	24	1:23.053	26.198	218	30.349	228	26.506	220	228
4	1:27.493	29.292	213	31.637	230	26.564	221	230	25	1:22.753	26.107	219	30.299	227	26.347	220	227
5	1:22.423	26.069	217	30.173	230	26.181	220	230	26	1:23.230	26.379	218	30.409	227	26.442	218	227
6	1:21.898	25.941	219	29.951	230	26.006	221	230	27	1:23.238	26.298	217	30.487	228	26.453	223	228
7	1:21.947	25.868	220	30.011	229	26.068	221	229	28	1:23.269	26.192	218	30.677	227	26.400	226	227
8	1:36.797	25.882	221	30.305	228	0.000		228	29	1:23.524	26.258	217	30.643	227	26.623	220	227
9	1:59.249	1:00.894	212	31.788	227	26.567	218	227	30	1:23.480	26.425	216	30.573	227	26.482	218	227
10	1:22.157	26.154	222	30.240	229	25.763	223	229	31	1:23.527	26.605	219	30.573	227	26.349	226	227
11	1:21.487	25.693	222	29.971	228	25.823	225	228	32	1:23.392	26.333	218	30.636	227	26.423	229	227
12	1:21.123	25.626	223	29.843	228	25.654	225	228	33	1:23.074	26.073	219	30.450	228	26.551	220	228
13	1:21.518	25.779	220	29.850	230	25.889	220	230	34	1:23.201	26.346	218	30.450	226	26.405	229	226
14	1:21.687	25.796	220	29.946	229	25.945	220	229	35	1:23.058	26.143	220	30.572	227	26.343	229	227
15	1:21.580	25.776	221	30.051	228	25.753	225	228	36	1:22.906	26.155	219	30.383	227	26.368	229	227
16	1:21.496	25.815	221	29.952	228	25.729	225	228	37	1:22.827	26.209	219	30.408	228	26.210	229	228
17	1:21.882	25.831	219	30.072	228	25.979	217	228	38	1:23.097	26.169	218	30.536	226	26.392	228	226
18	1:21.613	25.824	221	30.015	228	25.774	223	228	39	1:23.093	26.177	218	30.473	229	26.443	220	229
19	1:22.087	25.782	220	30.150	228	26.155	220	228	40	1:23.139	26.511	219	30.321	228	26.307	229	228
20	1:22.073	25.872	221	30.192	228	26.009	223	228	41	1:22.723	26.070	219	30.328	227	26.325	228	227
21	1:22.554	26.158	219	30.120	228	26.276	223	228									

16 Timo Glock , iQOO BMW M4 DTM / DEU

theoretical besttime: 1:21.368

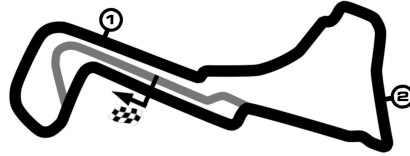
Lap	Time	S1	V1	S2	V2	S3	V3	Vmax	Lap	Time	S1	V1	S2	V2	S3	V3	Vmax
1	1:34.732	34.320	215	32.059	229	28.353	124	229	22	1:22.433	25.925	221	30.292	228	26.216	221	228
2	1:50.963	40.224	144	37.794	139	32.945	176	139	23	1:22.315	25.983	220	30.218	229	26.114	221	229
3	2:06.331	37.500	126	44.952	109	43.879	130	109	24	1:22.025	25.859	223	30.236	228	25.930	231	228
4	1:28.001	29.269	216	32.059	231	26.673	223	231	25	1:22.644	25.949	222	30.432	228	26.263	223	228
5	1:22.634	26.208	220	30.390	230	26.036	229	230	26	1:22.974	26.004	222	30.425	229	26.545	221	229
6	1:22.108	25.895	221	30.080	231	26.133	221	231	27	1:23.229	26.178	219	30.596	229	26.455	221	229
7	1:22.204	26.188	221	30.136	229	25.880	228	229	28	1:23.322	26.146	218	30.709	228	26.467	221	228
8	1:21.983	25.885	219	30.150	229	25.948	225	229	29	1:23.077	26.177	218	30.530	228	26.370	226	228
9	1:22.423	25.907	221	30.252	227	26.264	225	227	30	1:23.651	26.358	218	30.793	228	26.500	221	228
10	1:21.791	25.825	223	30.101	228	25.865	228	228	31	1:23.567	26.365	219	30.787	228	26.415	229	228
11	1:22.319	25.816	220	30.341	227	26.162	225	227	32	1:24.024	26.602	216	30.781	227	26.641	225	227
12	1:21.993	25.871	223	30.162	227	25.960	228	227	33	1:23.377	26.314	219	30.692	227	26.371	228	227
13	1:22.100	25.717	221	30.264	228	26.119	221	228	34	1:25.010	26.295	220	30.719	228	27.996	218	228
14	1:22.484	25.914	220	30.362	227	26.208	220	227	35	1:24.422	26.993	216	30.924	226	26.505	228	226
15	1:23.018	26.111	219	30.501	228	26.406	220	228	36	1:23.230	26.232	220	30.468	228	26.530	228	228
16	1:36.615	26.150	221	30.355	228	0.000		228	37	1:23.320	26.260	219	30.655	227	26.405	228	227
17	1:57.917	1:00.049	213	31.527	227	26.341	220	227	38	1:23.234	26.255	220	30.565	227	26.414	229	227
18	1:22.492	26.302	220	30.470	228	25.720	226	228	39	1:23.117	26.238	220	30.484	227	26.395	229	227
19	1:21.574	25.777	223	30.177	228	25.620	229	228	40	1:23.116	26.231	220	30.537	228	26.348	223	228
20	1:21.419	25.668	225	30.093	228	25.658	229	228	41	1:24.366	26.299	219	30.488	227	27.579	205	227
21	1:21.709	25.806	225	30.116	229	25.787	231	229									

DTM Zolder 2

Circuit Zolder, length 4000 m

16. - 18.10.2020

DTM



Lap Analysis race 1, 17.10.2020

-Reg.No.: C-Z-DTM-018

19 Benoît Tréluyer , BMC Air Filter Audi RS 5 DTM / FRA

theoretical besttime: 1:21.791

Lap	Time	S1	V1	S2	V2	S3	V3	Vmax	Lap	Time	S1	V1	S2	V2	S3	V3	Vmax
1	1:39.115	36.020	211	32.769	225	30.326	114	225	21	1:23.156	26.085	222	30.692	228	26.379	220	228
2	1:51.395	41.252	153	37.080	214	33.063	201	214	22	1:23.154	26.005	223	30.733	226	26.416	218	226
3	2:02.517	37.570	133	44.916	102	40.031	132	102	23	1:22.989	25.944	220	30.666	227	26.379	220	227
4	1:29.814	29.674	213	33.060	225	27.080	221	225	24	1:23.340	26.209	219	30.583	227	26.548	220	227
5	1:23.771	26.494	219	30.528	230	26.749	218	230	25	1:23.534	26.122	220	30.735	227	26.677	220	227
6	1:37.358	26.132	220	30.295	228	0.000		228	26	1:24.956	26.297	219	32.101	226	26.558	223	226
7	2:01.198	1:01.673	213	32.518	225	27.007	228	225	27	1:26.418	28.244	204	31.477	225	26.697	221	225
8	1:23.700	27.055	218	30.531	228	26.114	221	228	28	1:23.569	26.395	217	30.803	227	26.371	218	227
9	1:36.567	25.943	221	30.323	229	0.000		229	29	1:23.481	26.275	213	30.676	229	26.530	220	229
10	1:46.665	49.889	216	30.448	229	26.328	220	229	30	1:23.412	26.191	219	30.794	227	26.427	223	227
11	1:22.657	26.106	211	30.173	229	26.378	220	229	31	1:23.384	26.268	220	30.610	227	26.506	223	227
12	1:22.211	25.933	219	30.258	229	26.020	221	229	32	1:23.466	26.510	219	30.697	227	26.259	223	227
13	1:22.344	26.293	220	30.076	230	25.975	225	230	33	1:23.514	26.232	217	30.825	227	26.457	220	227
14	1:22.033	25.765	225	30.162	228	26.106	221	228	34	1:23.202	26.252	217	30.529	228	26.421	220	228
15	1:22.022	25.758	220	30.058	228	26.206	225	228	35	1:23.169	26.197	219	30.348	228	26.624	223	228
16	1:22.489	25.830	223	30.438	226	26.221	220	226	36	1:23.312	26.195	219	30.496	227	26.621	225	227
17	1:22.631	25.874	221	30.531	228	26.226	221	228	37	1:23.111	26.130	221	30.501	227	26.480	226	227
18	1:22.130	25.825	224	30.207	228	26.098	220	228	38	1:23.073	26.064	219	30.517	228	26.492	225	228
19	1:23.519	26.278	220	30.643	228	26.598	218	228	39	1:22.818	26.142	221	30.440	229	26.236	225	229
20	1:22.878	26.024	223	30.521	226	26.333	223	226	40	1:23.712	26.121	218	30.833	227	26.758	220	227

22 Lucas Auer , BMW Bank M4 DTM / AUT

theoretical besttime: 1:21.653

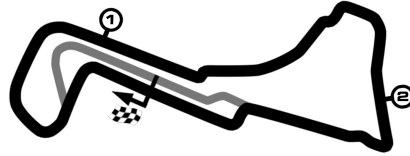
Lap	Time	S1	V1	S2	V2	S3	V3	Vmax	Lap	Time	S1	V1	S2	V2	S3	V3	Vmax
1	1:38.433	35.325	212	32.844	228	30.264	114	228	22	1:24.198	26.783	216	30.821	227	26.594	220	227
2	1:50.896	40.647	160	37.571	177	32.678	186	177	23	1:24.490	27.006	216	30.774	227	26.710	220	227
3	2:03.543	37.591	139	45.232	103	40.720	124	103	24	1:24.484	27.383	217	30.643	229	26.458	228	229
4	1:29.169	29.530	212	32.725	230	26.914	221	230	25	1:24.128	26.922	218	30.763	227	26.443	229	227
5	1:38.032	26.499	219	30.463	230	0.000		230	26	1:24.255	26.688	216	30.825	228	26.742	220	228
6	2:00.955	1:02.812	216	31.830	226	26.313	223	226	27	1:24.198	26.846	217	30.797	227	26.555	223	227
7	1:24.222	26.305	220	30.967	221	26.950	229	221	28	1:24.367	26.840	216	30.915	226	26.612	225	226
8	1:22.150	26.348	220	30.074	230	25.728	229	230	29	1:24.284	26.797	213	30.837	227	26.650	225	227
9	1:21.736	26.098	220	30.009	231	25.629	228	231	30	1:23.862	26.665	218	30.723	226	26.474	223	226
10	1:22.633	26.015	220	30.636	229	25.982	228	229	31	1:24.166	26.825	216	30.799	227	26.542	225	227
11	1:21.970	26.142	220	30.098	229	25.730	229	229	32	1:23.789	26.682	216	30.705	228	26.402	225	228
12	1:22.407	26.192	216	30.297	230	25.918	226	230	33	1:24.061	26.802	217	30.658	228	26.601	221	228
13	1:22.791	26.452	219	30.319	229	26.020	229	229	34	1:23.845	26.757	219	30.568	228	26.520	229	228
14	1:23.148	26.484	219	30.503	229	26.161	229	229	35	1:23.651	26.575	218	30.624	228	26.452	229	228
15	1:22.744	26.463	218	30.229	229	26.052	226	229	36	1:23.677	26.530	217	30.739	228	26.408	221	228
16	1:22.802	26.371	217	30.222	228	26.209	220	228	37	1:23.739	26.714	219	30.630	228	26.395	229	228
17	1:22.903	26.362	217	30.414	228	26.127	221	228	38	1:23.956	26.594	217	30.815	229	26.547	226	229
18	1:23.131	26.401	217	30.548	228	26.182	221	228	39	1:23.688	26.520	219	30.589	228	26.579	223	228
19	1:23.064	26.523	217	30.410	228	26.131	228	228	40	1:23.890	26.696	216	30.639	228	26.555	228	228
20	1:23.712	26.545	216	30.676	228	26.491	220	228	41	1:24.352	26.555	217	31.121	226	26.676	221	226
21	1:23.489	26.466	219	30.579	227	26.444	228	227									

DTM Zolder 2

Circuit Zolder, length 4000 m

16. - 18.10.2020

DTM



Lap Analysis race 1, 17.10.2020

-Reg.No.: C-Z-DTM-018

25 Philipp Eng , ZF BMW M4 DTM / AUT

theoretical besttime: 1:20.695

Lap	Time	S1	V1	S2	V2	S3	V3	Vmax	Lap	Time	S1	V1	S2	V2	S3	V3	Vmax
1	1:32.469	33.290	216	31.365	230	27.814	116	230	22	1:23.171	26.136	216	30.576	227	26.459	220	227
2	1:48.728	40.291	138	36.818	167	31.619	169	167	23	1:23.110	26.251	219	30.381	227	26.478	220	227
3	2:10.549	39.347	115	45.170	108	46.032	126	108	24	1:22.905	26.192	221	30.395	227	26.318	228	227
4	1:25.880	29.020	211	30.814	228	26.046	221	228	25	1:23.589	26.287	218	30.687	227	26.615	220	227
5	1:22.066	26.147	219	29.996	231	25.923	226	231	26	1:25.143	26.384	217	31.918	224	26.841	218	224
6	1:22.064	26.026	218	30.009	231	26.029	226	231	27	1:23.781	26.586	218	30.729	227	26.466	225	227
7	1:21.619	25.906	219	29.805	231	25.908	225	231	28	1:23.286	26.457	219	30.439	227	26.390	228	227
8	1:21.273	25.832	221	29.719	230	25.722	225	230	29	1:23.791	26.395	215	30.815	227	26.581	220	227
9	1:35.664	25.833	220	29.892	230	0.000		230	30	1:23.457	26.450	217	30.593	227	26.414	228	227
10	2:00.819	1:02.093	220	32.564	228	26.162	225	228	31	1:23.428	26.348	217	30.549	227	26.531	228	227
11	1:21.575	25.917	220	30.008	230	25.650	226	230	32	1:23.315	26.309	219	30.634	227	26.372	228	227
12	1:21.553	25.680	221	29.953	230	25.920	221	230	33	1:23.330	26.268	218	30.686	227	26.376	229	227
13	1:35.865	25.854	221	29.779	230	0.000		230	34	1:23.209	26.350	219	30.476	227	26.383	229	227
14	1:42.979	47.604	220	29.882	230	25.493	228	230	35	1:23.384	26.483	218	30.661	227	26.240	223	227
15	1:21.282	25.483	222	29.968	229	25.831	221	229	36	1:23.582	26.476	217	30.649	227	26.457	225	227
16	1:21.352	25.615	223	29.844	229	25.893	221	229	37	1:23.420	26.380	219	30.666	227	26.374	228	227
17	1:21.831	25.701	222	29.997	229	26.133	221	229	38	1:23.522	26.332	218	30.785	227	26.405	229	227
18	1:22.092	25.907	222	30.132	229	26.053	228	229	39	1:23.265	26.230	220	30.705	227	26.330	225	227
19	1:22.449	25.880	220	30.226	228	26.343	220	228	40	1:23.922	26.377	219	30.880	226	26.665	228	226
20	1:22.511	26.112	221	30.179	228	26.220	226	228	41	1:24.243	26.287	217	30.788	225	27.168	218	225
21	1:22.641	26.042	220	30.359	228	26.240	228	228									

27 Jonathan Aberdein , CATL BMW M4 DTM / RSA

theoretical besttime: 1:20.955

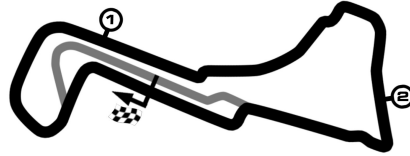
Lap	Time	S1	V1	S2	V2	S3	V3	Vmax	Lap	Time	S1	V1	S2	V2	S3	V3	Vmax
1	1:30.477	31.974	222	30.761	234	27.742	128	234	22	1:22.039	25.933	223	30.002	231	26.104	231	231
2	1:47.344	37.282	200	38.511	180	31.551	143	180	23	1:21.810	25.770	222	29.944	232	26.096	225	232
3	2:13.450	40.207	123	44.282	162	48.961	119	162	24	1:22.311	26.035	221	30.104	231	26.172	225	231
4	1:25.201	28.446	222	30.675	234	26.080	225	234	25	1:21.967	25.943	222	29.986	231	26.038	233	231
5	1:21.767	26.135	225	29.891	234	25.741	231	234	26	1:22.101	25.853	221	30.107	231	26.141	225	231
6	1:22.105	26.579	226	29.767	233	25.759	233	233	27	1:22.659	26.060	221	30.300	231	26.299	223	231
7	1:21.355	25.760	224	29.831	233	25.764	229	233	28	1:23.031	26.181	219	30.422	231	26.428	223	231
8	1:21.666	25.798	222	29.835	232	26.033	226	232	29	1:22.820	26.220	221	30.346	231	26.254	231	231
9	1:21.493	25.833	222	29.735	232	25.925	231	232	30	1:23.172	26.210	222	30.484	231	26.478	228	231
10	1:21.710	25.814	223	30.017	232	25.879	226	232	31	1:23.361	26.423	219	30.535	230	26.403	223	230
11	1:35.571	25.828	224	29.890	232	0.000		232	32	1:23.187	26.465	221	30.323	232	26.399	226	232
12	1:59.337	1:00.959	212	31.772	227	26.606	225	227	33	1:23.607	26.521	221	30.711	231	26.375	231	231
13	1:22.205	26.225	221	30.118	231	25.862	225	231	34	1:23.240	26.303	219	30.632	231	26.305	233	231
14	1:22.012	26.163	220	30.054	233	25.795	225	233	35	1:23.564	26.485	221	30.665	230	26.414	229	230
15	1:21.211	25.670	225	29.896	233	25.645	233	233	36	1:23.465	26.424	218	30.663	230	26.378	231	230
16	1:21.222	25.575	223	29.824	232	25.823	225	232	37	1:23.776	26.462	219	30.920	229	26.394	225	229
17	1:21.220	25.625	223	29.803	232	25.792	225	232	38	1:23.983	26.796	216	30.756	228	26.431	231	228
18	1:21.522	25.733	222	29.855	232	25.934	223	232	39	1:23.445	26.445	218	30.713	229	26.287	226	229
19	1:21.530	25.833	224	29.851	232	25.846	226	232	40	1:23.373	26.579	217	30.646	228	26.148	221	228
20	1:21.492	25.811	224	29.902	231	25.779	228	231	41	1:23.927	26.688	217	30.727	228	26.512	223	228
21	1:22.015	25.975	220	29.928	233	26.112	223	233									

DTM Zolder 2

Circuit Zolder, length 4000 m

16. - 18.10.2020

DTM



Lap Analysis race 1, 17.10.2020

-Reg.No.: C-Z-DTM-018

31 Sheldon Van der Linde , Shell BMW M4 DTM / RSA

theoretical besttime: 1:21.603

Lap	Time	S1	V1	S2	V2	S3	V3	Vmax	Lap	Time	S1	V1	S2	V2	S3	V3	Vmax
1	1:36.334	34.974	216	32.359	229	29.001	132	229	22	1:22.443	26.093	219	30.263	228	26.087	231	228
2	1:51.380	41.068	157	37.340	149	32.972	167	149	23	1:22.623	26.117	219	30.311	229	26.195	231	229
3	2:04.862	37.858	124	44.592	108	42.412	125	108	24	1:22.561	26.103	219	30.327	228	26.131	231	228
4	1:28.599	29.601	211	32.242	230	26.756	221	230	25	1:22.614	25.989	219	30.281	229	26.344	223	229
5	1:23.060	26.303	218	30.620	230	26.137	221	230	26	1:22.679	26.172	220	30.397	229	26.110	231	229
6	1:21.809	25.933	221	30.014	230	25.862	223	230	27	1:22.642	26.137	219	30.334	229	26.171	231	229
7	1:36.744	26.097	220	30.224	231	0.000		231	28	1:22.749	26.174	219	30.396	227	26.179	229	227
8	1:58.103	48.002	219	30.352	230	0.000		230	29	1:23.022	26.295	218	30.410	229	26.317	229	229
9	2:01.413	1:03.027	213	31.826	227	26.560	220	227	30	1:23.532	26.481	216	30.621	228	26.430	221	228
10	1:23.147	26.486	217	30.591	228	26.070	220	228	31	1:23.550	26.450	218	30.692	228	26.408	231	228
11	1:22.268	26.136	218	30.293	229	25.839	223	229	32	1:23.512	26.470	217	30.657	229	26.385	229	229
12	1:21.784	26.027	220	30.038	229	25.719	229	229	33	1:23.220	26.454	218	30.528	229	26.238	231	229
13	1:22.113	25.874	219	30.336	229	25.903	223	229	34	1:23.158	26.340	218	30.538	228	26.280	229	228
14	1:21.957	25.991	219	30.169	229	25.797	228	229	35	1:23.458	26.398	215	30.664	229	26.396	228	229
15	1:22.052	25.953	221	30.132	229	25.967	223	229	36	1:23.132	26.398	217	30.523	228	26.211	231	228
16	1:21.858	26.028	222	30.010	230	25.820	226	230	37	1:23.269	26.303	217	30.490	228	26.476	231	228
17	1:22.192	26.041	218	30.224	230	25.927	228	230	38	1:23.331	26.354	216	30.501	229	26.476	221	229
18	1:22.238	26.032	219	30.163	230	26.043	223	230	39	1:23.030	26.391	218	30.503	228	26.136	231	228
19	1:22.267	26.113	220	30.206	228	25.948	231	228	40	1:23.108	26.241	216	30.503	229	26.364	228	229
20	1:22.054	25.963	219	30.136	229	25.955	229	229	41	1:22.645	26.147	219	30.405	228	26.093	223	228
21	1:22.092	25.974	221	30.162	228	25.956	231	228									

33 René Rast , Audi Sport RS 5 DTM / DEU

theoretical besttime: 1:20.393

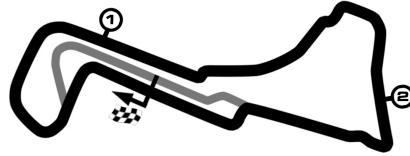
Lap	Time	S1	V1	S2	V2	S3	V3	Vmax	Lap	Time	S1	V1	S2	V2	S3	V3	Vmax
1	1:28.289	30.978	220	30.414	229	26.897	170	229	22	1:21.536	25.592	223	29.889	229	26.055	223	229
2	1:47.276	35.614	165	39.183	181	32.479	152	181	23	1:21.527	25.533	223	29.842	228	26.152	221	228
3	2:15.253	39.826	133	43.759	147	51.668	124	147	24	1:21.700	25.616	224	29.926	229	26.158	220	229
4	1:24.051	28.000	223	30.158	230	25.893	218	230	25	1:21.771	25.632	222	30.024	229	26.115	220	229
5	1:21.598	25.771	223	29.890	229	25.937	220	229	26	1:21.868	25.620	222	30.042	229	26.206	223	229
6	1:21.187	25.659	223	29.703	231	25.825	221	231	27	1:22.383	25.894	221	30.243	228	26.246	221	228
7	1:21.024	25.592	223	29.629	230	25.803	221	230	28	1:22.261	25.833	221	30.197	228	26.231	220	228
8	1:21.121	25.568	224	29.629	230	25.924	218	230	29	1:22.433	25.923	221	30.258	227	26.252	218	227
9	1:21.172	25.484	224	29.671	229	26.017	221	229	30	1:22.233	25.811	219	30.127	229	26.295	221	229
10	1:20.862	25.435	226	29.555	230	25.872	221	230	31	1:22.354	25.935	221	30.125	230	26.294	225	230
11	1:21.015	25.415	225	29.646	229	25.954	223	229	32	1:22.491	26.023	221	30.180	229	26.288	220	229
12	1:34.946	25.628	224	29.682	230	0.000		230	33	1:22.466	25.889	221	30.235	229	26.342	225	229
13	2:00.084	1:02.089	216	31.512	226	26.483	221	226	34	1:22.367	25.891	222	30.227	230	26.249	221	230
14	1:21.688	25.850	225	30.100	228	25.738	221	228	35	1:22.406	25.922	220	30.134	229	26.350	220	229
15	1:20.982	25.578	225	29.829	228	25.575	225	228	36	1:22.643	26.061	220	30.299	228	26.283	221	228
16	1:20.593	25.427	225	29.587	229	25.579	223	229	37	1:22.504	25.960	219	30.214	229	26.330	218	229
17	1:20.396	25.341	227	29.558	229	25.497	225	229	38	1:22.369	25.902	222	30.176	228	26.291	221	228
18	1:20.771	25.386	227	29.588	228	25.797	223	228	39	1:22.270	25.857	221	30.126	229	26.287	220	229
19	1:20.806	25.431	226	29.618	230	25.757	221	230	40	1:22.169	25.870	220	30.076	229	26.223	221	229
20	1:21.172	25.546	225	29.751	229	25.875	221	229	41	1:22.841	26.043	219	30.345	228	26.453	217	228
21	1:21.403	25.554	224	29.787	229	26.062	221	229									

DTM Zolder 2

Circuit Zolder, length 4000 m

16. - 18.10.2020

DTM



-Reg.No.: C-Z-DTM-018

Lap Analysis race 1, 17.10.2020

51 Nico Müller , Castrol EDGE Audi RS 5 DTM / CHE

theoretical besttime: 1:21.056

Lap	Time	S1	V1	S2	V2	S3	V3	Vmax	Lap	Time	S1	V1	S2	V2	S3	V3	Vmax
1	1:37.457	35.431	215	32.243	229	29.783	137	229	22	1:22.450	26.097	219	30.125	229	26.228	221	229
2	1:50.962	40.885	134	37.333	152	32.744	176	152	23	1:22.866	26.245	219	30.299	229	26.322	223	229
3	2:04.226	37.886	142	45.068	109	41.272	130	109	24	1:22.694	26.357	219	30.153	230	26.184	228	230
4	1:28.055	29.158	217	32.242	231	26.655	223	231	25	1:22.748	26.413	221	30.118	229	26.217	229	229
5	1:37.647	26.404	220	30.461	230	0.000		230	26	1:23.463	26.622	219	30.441	228	26.400	228	228
6	1:57.348	59.862	218	31.200	228	26.286	229	228	27	1:23.284	26.636	219	30.450	228	26.198	229	228
7	1:21.723	25.905	223	30.144	229	25.674	229	229	28	1:23.257	26.527	220	30.498	228	26.232	229	228
8	1:23.096	25.617	225	30.840	228	26.639	226	228	29	1:23.356	26.471	216	30.501	228	26.384	228	228
9	1:21.871	26.362	222	29.821	229	25.688	233	229	30	1:23.448	26.682	219	30.515	227	26.251	229	227
10	1:21.940	25.855	222	30.397	230	25.688	231	230	31	1:23.809	26.879	218	30.535	228	26.395	228	228
11	1:21.878	25.969	219	30.078	230	25.831	223	230	32	1:23.128	26.330	221	30.362	229	26.436	226	229
12	1:21.462	25.829	219	29.765	229	25.868	221	229	33	1:23.206	26.450	219	30.412	228	26.344	231	228
13	1:21.465	25.762	220	29.813	231	25.890	220	231	34	1:23.207	26.582	218	30.353	228	26.272	231	228
14	1:21.489	25.722	221	29.845	230	25.922	226	230	35	1:23.182	26.329	219	30.468	228	26.385	229	228
15	1:21.513	25.736	221	29.878	229	25.899	223	229	36	1:22.888	26.356	219	30.298	228	26.234	231	228
16	1:21.699	25.781	222	29.930	230	25.988	221	230	37	1:23.061	26.369	219	30.393	228	26.299	228	228
17	1:21.967	25.965	220	30.014	229	25.988	221	229	38	1:22.860	26.271	219	30.415	228	26.174	229	228
18	1:22.057	26.075	221	30.012	229	25.970	223	229	39	1:22.760	26.159	222	30.354	227	26.247	231	227
19	1:21.845	25.921	220	29.950	229	25.974	221	229	40	1:23.340	26.572	222	30.461	226	26.307	229	226
20	1:21.863	25.933	220	29.856	230	26.074	223	230	41	1:22.668	26.200	221	30.248	226	26.220	225	226
21	1:22.197	26.013	220	30.100	227	26.084	221	227									

53 Jamie Green , Akrapovic Audi RS 5 DTM / GBR

theoretical besttime: 1:20.916

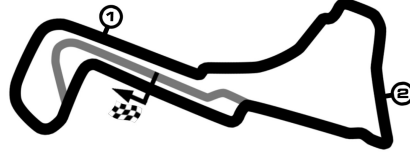
Lap	Time	S1	V1	S2	V2	S3	V3	Vmax	Lap	Time	S1	V1	S2	V2	S3	V3	Vmax
1	1:30.823	32.850	216	30.846	229	27.127	120	229	22	1:22.425	26.017	219	30.253	229	26.155	221	229
2	1:48.407	39.819	187	37.137	161	31.451	147	161	23	1:22.399	25.987	218	30.205	229	26.207	223	229
3	2:12.229	39.778	128	44.422	140	48.029	124	140	24	1:22.645	26.049	218	30.265	227	26.331	221	227
4	1:25.575	28.674	217	30.658	231	26.243	223	231	25	1:22.609	26.075	216	30.290	228	26.244	221	228
5	1:22.251	26.060	217	30.186	229	26.005	225	229	26	1:22.561	26.012	219	30.362	229	26.187	221	229
6	1:21.868	25.980	219	29.982	229	25.906	226	229	27	1:22.612	26.057	216	30.329	227	26.226	223	227
7	1:35.810	25.858	222	29.813	232	0.000		232	28	1:22.939	26.144	216	30.542	228	26.253	220	228
8	1:57.473	59.999	214	31.411	227	26.063	223	227	29	1:23.150	26.234	216	30.505	227	26.411	223	227
9	1:22.113	26.042	219	30.239	228	25.832	228	228	30	1:23.011	26.156	218	30.437	226	26.418	221	226
10	1:33.945	26.002	220	41.924	229	26.019	226	229	31	1:23.924	26.462	216	30.607	227	26.855	225	227
11	1:22.147	26.019	222	30.109	230	26.019	226	230	32	1:22.974	26.325	219	30.321	228	26.328	228	228
12	1:22.503	26.201	218	30.285	236	26.017	225	236	33	1:22.926	26.248	217	30.430	228	26.248	231	228
13	1:20.947	25.721	222	29.648	229	25.578	229	229	34	1:24.117	26.357	217	30.352	236	27.408	223	236
14	1:21.106	25.769	221	29.719	228	25.618	229	228	35	1:25.296	26.259	220	30.537	229	28.500	225	229
15	1:21.381	25.693	222	29.900	229	25.788	229	229	36	1:23.103	26.286	216	30.306	230	26.511	233	230
16	1:21.756	25.690	220	30.030	230	26.036	226	230	37	1:23.358	26.377	215	30.531	237	26.450	226	237
17	1:21.578	25.761	222	29.966	229	25.851	225	229	38	1:23.194	26.338	218	30.442	228	26.414	231	228
18	1:21.697	25.866	219	29.990	230	25.841	221	230	39	1:23.262	26.372	217	30.366	235	26.524	225	235
19	1:22.018	25.851	219	30.069	229	26.098	226	229	40	1:23.137	26.342	216	30.382	227	26.413	229	227
20	1:21.894	25.733	220	30.116	228	26.045	221	228	41	1:23.443	26.344	218	30.208	238	26.891	225	238
21	1:22.190	25.968	219	30.150	229	26.072	220	229									

DTM Zolder 2

Circuit Zolder, length 4000 m

16. - 18.10.2020

DTM



Lap Analysis race 1, 17.10.2020

-Reg.No.: C-Z-DTM-018

62 Ferdinand Habsburg , WRT Audi RS 5 DTM / AUT

theoretical besttime: 1:20.806

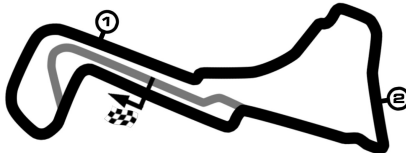
Lap	Time	S1	V1	S2	V2	S3	V3	Vmax	Lap	Time	S1	V1	S2	V2	S3	V3	Vmax
1	1:29.002	31.375	218	30.705	229	26.922	169	229	22	1:22.051	25.793	220	30.096	229	26.162	221	229
2	1:47.196	35.838	178	39.074	193	32.284	154	193	23	1:22.058	25.726	221	30.158	229	26.174	221	229
3	2:14.785	39.811	136	43.903	156	51.071	119	156	24	1:22.281	25.891	219	30.213	227	26.177	221	227
4	1:24.730	28.216	219	30.431	231	26.083	221	231	25	1:22.374	25.832	219	30.296	229	26.246	220	229
5	1:21.694	25.809	222	30.074	231	25.811	231	231	26	1:22.740	26.023	219	30.310	229	26.407	221	229
6	1:21.385	25.685	222	29.944	230	25.756	233	230	27	1:22.975	26.092	217	30.472	228	26.411	223	228
7	1:21.296	25.590	224	29.836	230	25.870	231	230	28	1:22.976	26.140	220	30.484	228	26.352	229	228
8	1:21.223	25.653	223	29.818	230	25.752	233	230	29	1:23.053	26.143	219	30.484	228	26.426	229	228
9	1:22.519	25.564	224	30.303	229	26.652	231	229	30	1:23.299	26.229	219	30.579	228	26.491	231	228
10	1:21.820	25.801	222	30.045	230	25.974	223	230	31	1:23.237	26.197	219	30.593	228	26.447	229	228
11	1:35.698	25.785	221	29.998	230	0.000		230	32	1:23.397	26.291	217	30.630	229	26.476	218	229
12	1:58.612	59.897	213	31.823	227	26.892	220	227	33	1:23.356	26.485	219	30.471	228	26.400	229	228
13	1:22.260	26.129	223	30.265	229	25.866	231	229	34	1:23.487	26.297	219	30.596	228	26.594	228	228
14	1:21.695	25.910	223	30.111	230	25.674	231	230	35	1:23.444	26.373	217	30.627	229	26.444	229	229
15	1:21.331	25.577	223	29.958	230	25.796	223	230	36	1:23.100	26.278	219	30.440	228	26.382	229	228
16	1:21.060	25.645	220	29.674	231	25.741	228	231	37	1:23.484	26.255	217	30.673	229	26.556	220	229
17	1:20.989	25.472	223	29.764	230	25.753	228	230	38	1:23.020	26.119	221	30.489	228	26.412	229	228
18	1:20.992	25.458	223	29.801	230	25.733	229	230	39	1:23.025	26.075	219	30.590	227	26.360	229	227
19	1:21.502	25.549	222	30.012	230	25.941	226	230	40	1:23.094	26.012	220	30.630	227	26.452	231	227
20	1:21.808	25.651	222	30.033	230	26.124	221	230	41	1:23.086	26.100	220	30.594	227	26.392	220	227
21	1:21.937	25.746	222	30.064	229	26.127	221	229									

99 Mike Rockenfeller , Twin Busch Audi RS5 DTM / DEU

theoretical besttime: 1:28.039

Lap	Time	S1	V1	S2	V2	S3	V3	Vmax	Lap	Time	S1	V1	S2	V2	S3	V3	Vmax
1	1:31.831	33.074	217	31.184	229	27.573	127	229	3	2:11.114	39.357	121	45.224	118	46.533	124	118
2	1:48.574	39.981	138	36.865	171	31.728	152	171	4	1:57.368	29.282	207	31.600	228	0.000		228

DTM Zolder 2
Circuit Zolder, length 4000 m
16. - 18.10.2020
DTM



Best Sector Times race 1

-Reg.No.: C-Z-DTM-018

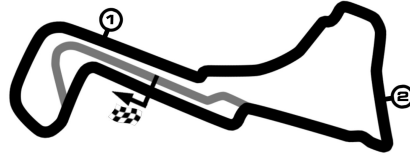
Pos.	sector 1		sector 2		sector 3		theoretical and best lap time						
	No	Driver	Time	No	Driver	Time	No	Driver	theoretical	Best	Pos		
1	33	Rast R.	25.341	4	Frijns R.	29.363	25	Eng P.	25.493	4	Frijns R.	1:20.278	1:20.422
2	4	Frijns R.	25.380	33	Rast R.	29.555	33	Rast R.	25.497	33	Rast R.	1:20.393	1:20.396
3	62	Habsburg F.	25.458	53	Green J.	29.648	4	Frijns R.	25.535	25	Eng P.	1:20.695	1:21.273
4	25	Eng P.	25.483	62	Habsburg F.	29.674	53	Green J.	25.578	62	Habsburg F.	1:20.806	1:20.989
5	27	Aberdein J.	25.575	10	Newey H.	29.695	16	Glock T.	25.620	53	Green J.	1:20.916	1:20.947
6	51	Müller N.	25.617	25	Eng P.	29.719	22	Auer L.	25.629	27	Aberdein J.	1:20.955	1:21.211
7	13	Scherer F.	25.626	27	Aberdein J.	29.735	27	Aberdein J.	25.645	51	Müller N.	1:21.056	1:21.462
8	16	Glock T.	25.668	51	Müller N.	29.765	13	Scherer F.	25.654	10	Newey H.	1:21.102	1:21.216
9	10	Newey H.	25.679	13	Scherer F.	29.843	62	Habsburg F.	25.674	13	Scherer F.	1:21.123	1:21.123
10	53	Green J.	25.690	22	Auer L.	30.009	51	Müller N.	25.674	16	Glock T.	1:21.368	1:21.419
11	19	Tréluyer B.	25.758	31	Van der Linde S.	30.010	31	Van der Linde S.	25.719	31	Van der Linde S.	1:21.603	1:21.784
12	8	Kubica R.	25.849	19	Tréluyer B.	30.058	10	Newey H.	25.728	22	Auer L.	1:21.653	1:21.736
13	31	Van der Linde S.	25.874	8	Kubica R.	30.059	8	Kubica R.	25.958	19	Tréluyer B.	1:21.791	1:22.022
14	11	Wittmann M.	25.952	16	Glock T.	30.080	19	Tréluyer B.	25.975	8	Kubica R.	1:21.866	1:21.908
15	22	Auer L.	26.015	11	Wittmann M.	30.348	11	Wittmann M.	26.005	11	Wittmann M.	1:22.305	1:22.334
16	99	Rockenfeller M.	29.282	99	Rockenfeller M.	31.184	99	Rockenfeller M.	27.573	99	Rockenfeller M.	1:28.039	1:48.574

DTM Zolder 2

Circuit Zolder, length 4000 m

16. - 18.10.2020

DTM



DTM

Topspeed race 1, 17.10.2020

-Reg.No.: C-Z-DTM-018

Car No.	Driver	Make	Speed km/h
53	Jamie Green	Akrapovic Audi RS 5 DTM	238
27	Jonathan Aberdein	CATL BMW M4 DTM	234
4	Robin Frijns	Aral Ultimate Audi RS 5 DTM	232
8	Robert Kubica	BMW M4 CLASS1	232
31	Sheldon Van der Linde	Shell BMW M4 DTM	231
22	Lucas Auer	BMW Bank M4 DTM	231
62	Ferdinand Habsburg	WRT Audi RS 5 DTM	231
51	Nico Müller	Castrol EDGE Audi RS 5 DTM	231
33	René Rast	Audi Sport RS 5 DTM	231
10	Harrison Newey	WRT Audi RS 5 DTM	231
16	Timo Glock	iQOO BMW M4 DTM	231
25	Philipp Eng	ZF BMW M4 DTM	231
11	Marco Wittmann	Schaeffler BMW M4 DTM	230
19	Benoît Tréluyer	BMC Air Filter Audi RS 5 DTM	230
13	Fabio Scherer	WRT Audi RS 5 DTM	230
99	Mike Rockenfeller	Twin Busch Audi RS5 DTM	229


DTM Zolder 2

Circuit Zolder, length 4000 m

16. - 18.10.2020

DTM

Drivers Championship 2020



-Reg.No.: C-Z-DTM-018

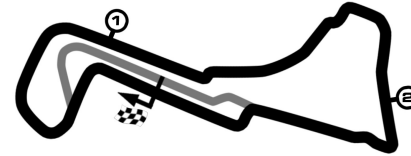
POS	NAME / NATION	SUM	Spa (B) 1	Spa (B) 2	Lausitzring I 1	Lausitzring I 2	Lausitzring II 1	Lausitzring II 2	Assen (NL) 1	Assen (NL) 2	Nürburgring I 1	Nürburgring I 2	Nürburgring II 1	Nürburgring II 2	Zolder (B) I 1	Zolder (B) I 2	Zolder (B) II 1	Zolder (B) II 2	Hockenheim 1	Hockenheim 2	
1	René Rast / DEU	277	10 + 1 (5.)	15 + 3 (3.)	6 (7.)	25 + 1 (1.)	25 + 2 (1.)	8 + 1 (6.)	10 (5.)	10 + 3 (5.)	18 + 2 (2.)	18 + 1 (2.)	18 + 3 (2.)	15 (3.)	25 + 3 (1.)	25 + 1 (1.)	25 + 3 (1.)				
2	Nico Müller / CHE	267	25 + 2 (1.)	25 + 1 (1.)	25 + 2 (1.)	18 + 2 (2.)	18 + 3 (2.)	10 + 2 (5.)	15 + 1 (3.)	15 (3.)	25 + 3 (1.)	10 + 3 (5.)	10 + 1 (5.)	25 + 1 (1.)	15 (3.)	2 (9.)	8 (6.)				
3	Robin Frijns / NLD	262	2 + 3 (9.)	18 + 2 (2.)	15 + 3 (3.)	12 + 3 (4.)	15 + 1 (3.)	15 + 3 (3.)	25 + 2 (1.)	18 + 1 (2.)	10 + 1 (5.)	25 + 2 (1.)	25 + 2 (1.)	18 + 3 (2.)	18 + 1 (2.)		18 + 1 (2.)				
4	Mike Rockenfeller / DEU	109	12 (4.)	10 (5.)		10 (5.)	8 (6.)		12 (4.)		12 (4.)	15 (3.)	2 (9.)	6 (7.)	4 (8.)	18 (2.)					
5	Timo Glock / DEU	104	4 (8.)		10 (5.)	8 (6.)	12 (4.)	18 (2.)	2 (9.)	8 (6.)	6 (7.)		1 (10.)	4 (8.)	12 + 2 (4.)	12 + 3 (4.)	2 (9.)				
6	Sheldon Van der Linde / RSA	99		8 (6.)	18 (2.)		2 (15.)	1 (9.)	6 (7.)	25 (1.)	4 (8.)	8 (6.)	4 (8.)	12 (4.)	8 (6.)	1 + 2 (10.)					
7	Marco Wittmann / DEU	91		1 (10.)	12 (4.)	15 (3.)	10 (5.)	2 (9.)		4 (14.)	15 (3.)	2 (9.)	15 (3.)	10 (5.)		4 (8.)	1 (10.)				
8	Loic Duval / FRA	88	15 (3.)	6 (7.)	+ 1	4 (8.)	6 (7.)	4 (8.)	18 + 3 (2.)	12 + 2 (4.)	2 (9.)	12 (4.)		2 (9.)	1 (10.)						
9	Ferdinand Habsburg / AUT	64			8 (6.)	1 (10.)			4 (8.)	6 (7.)			6 (7.)	8 + 2 (6.)	6 (7.)	6 (7.)	15 + 2 (3.)				
10	Jamie Green / GBR	57	18 (2.)	12 (4.)	4 (8.)		1 (10.)	12 (4.)				6 (7.)					4 (8.)				
11	Lucas Auer / AUT	51	6 (7.)	4 (8.)				25 (1.)		1 (11.)						15 (3.)					
12	Philipp Eng / AUT	45	8 (6.)		2 (9.)	6 (7.)	4 (8.)			2 (9.)	8 (6.)	1 (10.)	12 (4.)		2 (9.)						

DTM Zolder 2

Circuit Zolder, length 4000 m

16. - 18.10.2020

DTM



-Reg.No.: C-Z-DTM-018

Drivers Championship 2020

POS	NAME / NATION	SUM	Spa (B) 1	Spa (B) 2	Lausitzring I 1	Lausitzring I 2	Lausitzring II 1	Lausitzring II 2	Assen (NL) 1	Assen (NL) 2	Nürburgring I 1	Nürburgring I 2	Nürburgring II 1	Nürburgring II 2	Zolder (B) I 1	Zolder (B) I 2	Zolder (B) II 1	Zolder (B) II 2	Hockenheim 1	Hockenheim 2	
13	Jonathan Aberdein / RSA	45	1 (10.)	2 (9.)		2 (9.)		6 (7.)	8 (6.)		1 (10.)	4 (8.)	8 (6.)	1 (10.)			12 (4.)				
14	Harrison Newey / GBR	25			1 (10.)										10 (5.)	8 (6.)	6 (7.)				
15	Fabio Scherer / CHE	20														10 (5.)	10 (5.)				
16	Robert Kubica / POL	1							1 (10.)												
17	Benoît Tréluyer / FRA	0																(14.)			

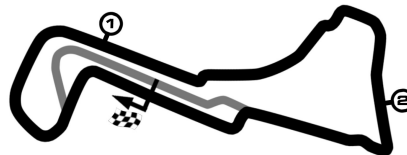
DTM Zolder 2

Circuit Zolder, length 4000 m

16. - 18.10.2020

DTM

Team Championship 2020



-Reg.No.: C-Z-DTM-018

POS	TEAM	SUM	Spa (B) 1	Spa (B) 2	Lausitzring I 1	Lausitzring I 2	Lausitzring II 1	Lausitzring II 2	Assen (NL) 1	Assen (NL) 2	Nürburgring I 1	Nürburgring I 2	Nürburgring II 1	Nürburgring II 2	Zolder (B) I 1	Zolder (B) I 2	Zolder (B) II 1	Zolder (B) II 2	Hockenheim 1	Hockenheim 2	
1	Audi Sport Team Abt Sportsline	529	32	46	45	35	37	30	43	34	39	40	38	47	34	2	27				
2	Audi Sport Team Rosberg	334	29	30	10	26	28	21	10	13	20	25	21	15	28	26	32				
3	Audi Sport Team Phoenix	197	27	16	1	14	14	4	33	14	14	27	2	8	5	18					
4	BMW Team RMG	195	4	1	22	23	22	20	2	12	21	2	16	14	14	19	3				
5	BMW Team RBM	144	8	8	20	6	6	1	6	27	12	9	16	12	10	3					
6	WRT Team Audi Sport	97			9	1			4	6			6	10	16	18	27				
7	BMW Team RMR	96	7	6		2		31	8	1	1	4	8	1		15	12				
8	ORLEN Team ART (ART Grand Prix)	1							1												

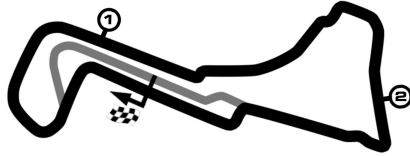
DTM Zolder 2

Circuit Zolder, length 4000 m

16. - 18.10.2020

DTM

Brand Championship 2020



-Reg.No.: C-Z-DTM-018

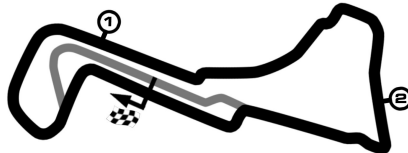
POS	NAME / NATION	SUM	Spa (B) 1	Spa (B) 2	Lausitzring I 1	Lausitzring I 2	Lausitzring II 1	Lausitzring II 2	Assen (NL) 1	Assen (NL) 2	Nürburgring I 1	Nürburgring I 2	Nürburgring II 1	Nürburgring II 2	Zolder (B) I 1	Zolder (B) I 2	Zolder (B) II 1	Zolder (B) II 2	Hockenheim 1	Hockenheim 2	
1	AUDI	1035	76	76	60	71	72	51	76	61	71	76	65	72	72	62	74				
2	BMW	432	19	15	42	31	28	51	17	39	33	15	39	27	24	37	15				

DTM Zolder 2

Circuit Zolder, length 4000 m

16. - 18.10.2020

DTM



DTM

Fastest Lap in race 1, 17.10.2020

-Reg.No.: C-Z-DTM-018

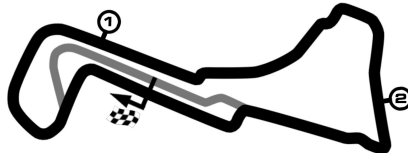
RG.	No.	Driver	Entrant	Time	IN.	DIFF	INT	KM/H	at
1	33	Rast R (DEU)	Audi Sport Team Rosberg	1:20.396	17		0.026	179.113	13:58:28
2	4	Frijns R (NLD)	Audi Sport Team Abt Sportsline	1:20.422	17	0.026	0.525	179.055	13:58:29
3	53	Green J (GBR)	Audi Sport Team Rosberg	1:20.947	13	0.551	0.042	177.894	13:53:23
4	62	Habsburg F (AUT)	WRT Team Audi Sport	<u>1:20.989</u>	17	0.593	0.134	177.802	13:58:34
5	13	Scherer F (CHE)	WRT Team Audi Sport	1:21.123	12	0.727	0.088	177.508	13:51:53
6	27	Aberdein J (RSA)	BMW Team RMR	1:21.211	15	0.815	0.005	177.316	13:55:54
7	10	Newey H (GBR)	WRT Team Audi Sport	1:21.216	14	0.820	0.057	177.305	13:54:39
8	25	Eng P (AUT)	BMW Team RBM	1:21.273	8	0.877	0.146	177.181	13:45:31
9	16	Glock T (DEU)	BMW Team RMG	1:21.419	20	1.023	0.043	176.863	14:02:52
10	51	Müller N (CHE)	Audi Sport Team Abt Sportsline	1:21.462	12	1.066	0.274	176.770	13:51:54
11	22	Auer L (AUT)	BMW Team RMR	1:21.736	9	1.340	0.048	176.177	13:47:56
12	31	Van der Linde S (RSA)	BMW Team RBM	1:21.784	12	1.388	0.124	176.074	13:52:36
13	8	Kubica R (POL)	ORLEN Team ART (ART Grand Prix)	<u>1:21.908</u>	10	1.512	0.114	175.807	13:48:22
14	19	Tréluyer B (FRA)	Audi Sport Team Phoenix	1:22.022	15	1.626	0.312	175.563	13:56:50
15	11	Wittmann M (DEU)	BMW Team RMG	<u>1:22.334</u>	11	1.938	26.240	174.897	13:50:39
16	99	Rockenfeller M (DEU)	Audi Sport Team Phoenix	1:48.574	2	28.178		132.628	13:36:27

DTM Zolder 2

Circuit Zolder, length 4000 m

16. - 18.10.2020

DTM



DTM

Stint Analysis race 1, 17.10.2020

-Reg.No.: C-Z-DTM-018

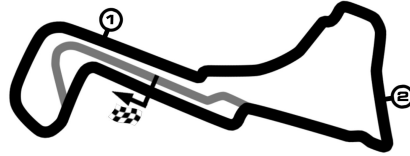
POS	NO	DRIVER	STINT 1			STINT 2			STINT 3			STINT 4		
			LAPS	TIME	KM/H	LAPS	TIME	KM/H	LAPS	TIME	KM/H	LAPS	TIME	KM/H
1.	33	Rast René	12	17:57.794	160.327	29	40:12.487	173.099						
2.	4	Frijns Robin	11	16:38.862	158.580	30	41:32.296	173.334						
3.	62	Habsburg Ferdinand	11	16:41.348	158.187	30	41:51.723	171.993						
4.	27	Aberdein Jonathan	11	16:42.139	158.062	30	41:54.604	171.796						
5.	13	Scherer Fabio	8	12:42.301	151.121	33	46:02.675	172.007						
6.	51	Müller Nico	5	8:38.347	138.903	36	50:07.088	172.393						
7.	10	Newey Harrison	7	11:21.136	147.988	34	47:25.186	172.080						
8.	53	Green Jamie	7	11:16.963	148.900	34	47:35.833	171.439						
9.	16	Glock Timo	16	23:41.699	162.060	25	35:11.564	170.490						
10.	11	Wittmann Marco	5	8:37.912	139.020	36	50:44.003	170.302						
11.	22	Auer Lucas	5	8:40.073	138.442	36	50:44.937	170.250						
12.	25	Eng Philipp	9	14:00.312	154.228	4	6:19.812	151.654	28	39:07.990	171.721			
13.	31	Van der Linde Sheldon	7	11:22.788	147.630	33	46:07.713	171.694						
14.	19	Tréluyer Benoît	6	10:03.970	143.053	3	5:01.465	143.300	31	43:22.349	171.537			
15.	8	Kubica Robert	17	25:07.336	162.406									
16.	99	Rockenfeller Mike	4	7:28.887	128.317									

DTM Zolder 2

Circuit Zolder, length 4000 m

16. - 18.10.2020

DTM



DTM

Pitstop (Chronology) race 1, 17.10.2020

-Reg.No.: C-Z-DTM-018

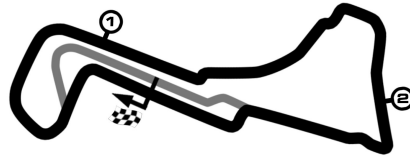
Car	Driver	Entrant	at Lap	Time	duration	Sum
51	Müller Nico	Audi Sport Team Abt Sportsline	5	13:41:24	51.465	51.465
11	Wittmann Marco	BMW Team RMG	5	13:41:23	53.150	53.150
22	Auer Lucas	BMW Team RMR	5	13:41:25	53.793	53.793
19	Tréluyer Benoît	Audi Sport Team Phoenix	6	13:42:49	51.866	51.866
53	Green Jamie	Audi Sport Team Rosberg	7	13:44:02	51.706	51.706
10	Newey Harrison	WRT Team Audi Sport	7	13:44:07	52.217	52.217
13	Scherer Fabio	WRT Team Audi Sport	8	13:45:28	51.196	51.196
31	Van der Linde Sheldon	BMW Team RBM	8	13:46:06	53.635	53.635
25	Eng Philipp	BMW Team RBM	9	13:46:46	52.890	52.890
4	Frijns Robin	Audi Sport Team Abt Sportsline	11	13:49:24	52.223	52.223
62	Habsburg Ferdinand	WRT Team Audi Sport	11	13:49:27	51.170	51.170
27	Aberdein Jonathan	BMW Team RMR	11	13:49:28	51.933	51.933
33	Rast René	Audi Sport Team Rosberg	12	13:50:43	52.048	52.048
16	Glock Timo	BMW Team RMG	16	13:56:27	51.535	51.535
8	Kubica Robert	ORLEN Team ART (ART Grand Prix)	17	13:57:53	55.772	55.772

DTM Zolder 2

Circuit Zolder, length 4000 m

16. - 18.10.2020

DTM



DTM

Pitstops race 1, 17.10.2020

-Reg.No.: C-Z-DTM-018

Pos	Car	Driver	Entrant	at Lap	Time	Duration
1	62	Habsburg Ferdinand	WRT Team Audi Sport	11	13:49:27	51.170
2	13	Scherer Fabio	WRT Team Audi Sport	8	13:45:28	51.196
3	51	Müller Nico	Audi Sport Team Abt Sportsline	5	13:41:24	51.465
4	16	Glock Timo	BMW Team RMG	16	13:56:27	51.535
5	53	Green Jamie	Audi Sport Team Rosberg	7	13:44:02	51.706
6	19	Tréluyer Benoît	Audi Sport Team Phoenix	6	13:42:49	51.866
7	27	Aberdein Jonathan	BMW Team RMR	11	13:49:28	51.933
8	33	Rast René	Audi Sport Team Rosberg	12	13:50:43	52.048
9	10	Newey Harrison	WRT Team Audi Sport	7	13:44:07	52.217
10	4	Frijns Robin	Audi Sport Team Abt Sportsline	11	13:49:24	52.223
11	25	Eng Philipp	BMW Team RBM	9	13:46:46	52.890
12	11	Wittmann Marco	BMW Team RMG	5	13:41:23	53.150
13	31	Van der Linde Sheldon	BMW Team RBM	8	13:46:06	53.635
14	22	Auer Lucas	BMW Team RMR	5	13:41:25	53.793
15	8	Kubica Robert	ORLEN Team ART (ART Grand Prix)	17	13:57:53	55.772

DTM Zolder 2

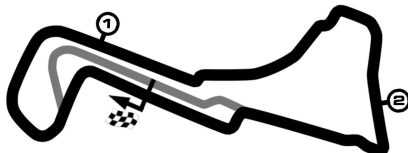
Circuit Zolder, length 4000 m

16. - 18.10.2020

DTM

Starting grid race 1

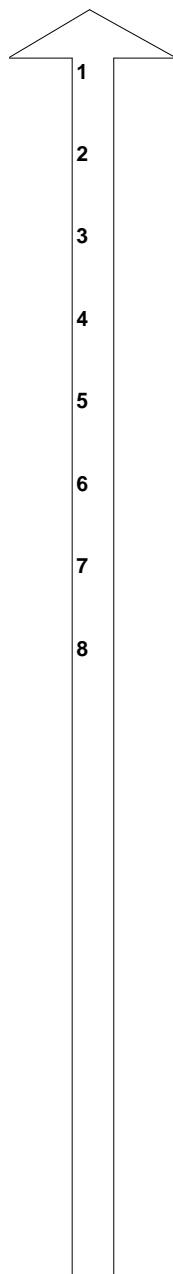
green flag lap at time: 13:30:00



DTM

-Reg.No.: C-Z-DTM-018

33 René Rast Audi Sport RS 5 DTM	1:18.843
4 Robin Frijns Aral Ultimate Audi RS 5 DTM	1:19.103
53 Jamie Green Akrapovic Audi RS 5 DTM	1:19.140
25 Philipp Eng ZF BMW M4 DTM	1:19.317
13 Fabio Scherer WRT Audi RS 5 DTM	1:19.435
31 Sheldon Van der Linde Shell BMW M4 DTM	1:19.687
16 Timo Glock iQOO BMW M4 DTM	1:19.813
22 Lucas Auer BMW Bank M4 DTM	1:20.000



62 Ferdinand Habsburg WRT Audi RS 5 DTM	1:18.877
27 Jonathan Aberdein CATL BMW M4 DTM	1:19.119
10 Harrison Newey WRT Audi RS 5 DTM	1:19.163
51 Nico Müller Castrol EDGE Audi RS 5 DTM	1:19.412
99 Mike Rockenfeller Twin Busch Audi RS5 DTM	1:19.451
8 Robert Kubica BMW M4 CLASS1	1:19.697
11 Marco Wittmann Schaeffler BMW M4 DTM	1:19.964
19 Benoît Tréluyer BMC Air Filter Audi RS 5 DTM	1:22.189

Thomas Ferrero

Franz-Josef Serr

Frédéric Frenay