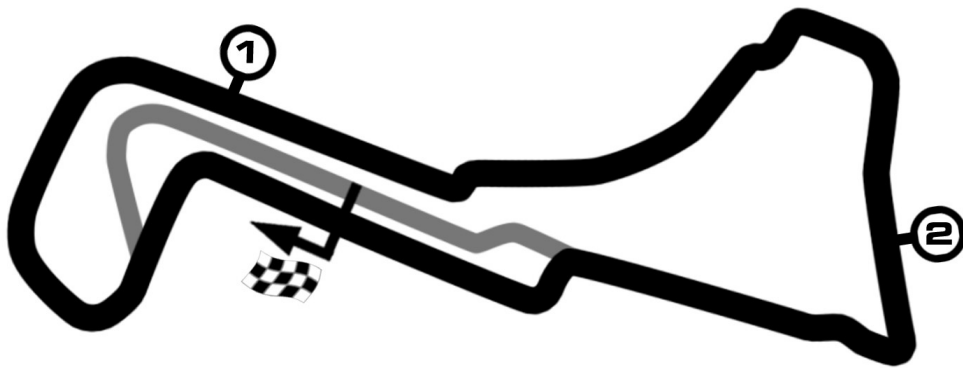


# DTM

**DTM Zolder 2**

qualifying 1



**Circuit Zolder 4000 m**

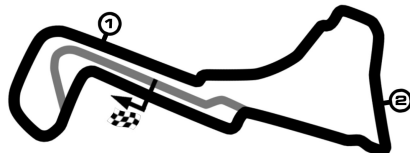
**16. - 18.10.2020**

# DTM Zolder 2

Circuit Zolder, length 4000 m

16. - 18.10.2020

DTM



# DTM

## Result qualifying 1, 17.10.2020

-Reg.No.: C-Z-DTM-018

RK	No	DRIVER/ENTRANT	CAR	TIME	Lap	%	GAP	DIFF	km/h	Time
1	33	<b>René Rast (DEU)</b> Audi Sport Team Rosberg	Audi Sport RS 5 DTM	1:18.843	12	100.00			182.6	10:59:58
2	62	<b>Ferdinand Habsburg (AUT)</b> WRT Team Audi Sport	WRT Audi RS 5 DTM	1:18.877	11	100.04	0.034	0.034	182.5	10:47:43
3	4	<b>Robin Frijns (NLD)</b> Audi Sport Team Abt Sportsline	Aral Ultimate Audi RS 5 DTM	1:19.103	12	100.33	0.260	0.226	182.0	11:01:00
4	27	<b>Jonathan Aberdein (RSA)</b> BMW Team RMR	CATL BMW M4 DTM	1:19.119	11	100.35	0.276	0.016	182.0	10:59:07
5	53	<b>Jamie Green (GBR)</b> Audi Sport Team Rosberg	Akrapovic Audi RS 5 DTM	1:19.140	12	100.38	0.297	0.021	181.9	11:00:19
6	10	<b>Harrison Newey (GBR)</b> WRT Team Audi Sport	WRT Audi RS 5 DTM	1:19.163	13	100.41	0.320	0.023	181.9	11:00:00
7	25	<b>Philipp Eng (AUT)</b> BMW Team RBM	ZF BMW M4 DTM	1:19.317	12	100.60	0.474	0.154	181.5	11:00:23
8	51	<b>Nico Müller (CHE)</b> Audi Sport Team Abt Sportsline	Castrol EDGE Audi RS 5 DTM	1:19.412	13	100.72	0.569	0.095	181.3	11:01:08
9	13	<b>Fabio Scherer (CHE)</b> WRT Team Audi Sport	WRT Audi RS 5 DTM	1:19.435	12	100.75	0.592	0.023	181.2	11:00:15
10	99	<b>Mike Rockenfeller (DEU)</b> Audi Sport Team Phoenix	Twin Busch Audi RS5 DTM	1:19.451	12	100.77	0.608	0.016	181.2	11:00:57
11	31	<b>Sheldon Van der Linde (RSA)</b> BMW Team RBM	Shell BMW M4 DTM	1:19.687	11	101.07	0.844	0.236	180.7	10:58:49
12	8	<b>Robert Kubica (POL)</b> ORLEN Team ART (ART Grand Prix)	BMW M4 CLASS1	1:19.697	12	101.08	0.854	0.010	180.6	11:00:52
13	16	<b>Timo Glock (DEU)</b> BMW Team RMG	iQOO BMW M4 DTM	1:19.813	12	101.23	0.970	0.116	180.4	10:48:41
14	11	<b>Marco Wittmann (DEU)</b> BMW Team RMG	Schaeffler BMW M4 DTM	1:19.964	12	101.42	1.121	0.151	180.0	10:48:03
15	22	<b>Lucas Auer (AUT)</b> BMW Team RMR	BMW Bank M4 DTM	1:20.000	11	101.47	1.157	0.036	180.0	10:48:23
16	19	<b>Benoît Tréluyer (FRA)</b> Audi Sport Team Phoenix	BMC Air Filter Audi RS 5 DTM	1:22.189	8	104.24	3.346	2.189	175.2	10:57:52

CARS # 10, 16, 22, 25, 51, 62 & 99 - CANCELLATION OF RELEVANT LAP TIMES (TRACK LIMITS)

time for qualification: 110 % = 0.000

minimum lap :

Subject to final scrutineering !

Issued:

Clerk of the Course:

Timekeeper:

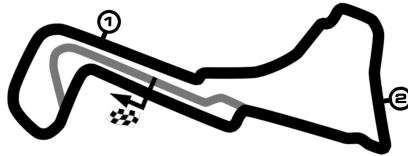


# DTM Zolder 2

Circuit Zolder, length 4000 m

16. - 18.10.2020

DTM



# DTM

## Lap by Lap qualifying 1, 17.10.2020

-Reg.No.: C-Z-DTM-018

4 Robin Frijns , Aral Ultimate Audi RS 5 DTM / NLD															
1	2:47.069	2	1:33.516	3	1:29.657	4	1:19.720	5	1:19.257	pit	1:38.626	7	4:55.067	8	1:34.415
9	1:41.947	10	1:22.037	11	<b>1:19.103</b>	pit	1:57.301								

8 Robert Kubica , BMW M4 CLASS1 / POL															
1	2:52.971	2	1:30.576	3	1:31.441	4	1:20.645	5	1:20.019	pit	1:45.411	7	4:44.660	8	1:30.897
9	1:33.039	10	1:22.805	11	<b>1:19.697</b>	pit	1:58.370								

10 Harrison Newey , WRT Audi RS 5 DTM / GBR															
1	2:05.211	2	1:28.788	3	1:35.256	4	1:22.228	5	1:19.510	pit	1:35.187	7	3:41.414	8	1:29.825
9	1:24.993	10	1:19.767	11	1:19.292	12	<b>1:19.163</b>	pit	1:48.602						

11 Marco Wittmann , Schaeffler BMW M4 DTM / DEU															
1	2:21.407	2	1:30.242	3	1:30.659	4	1:20.937	5	<b>1:19.964</b>	pit	1:38.117	7	5:11.489	8	1:29.035
9	1:35.238	10	1:22.214	11	1:20.023	pit	1:51.433								

13 Fabio Scherer , WRT Audi RS 5 DTM / CHE															
1	2:13.267	2	1:31.377	3	1:30.161	4	1:21.908	5	1:19.499	pit	1:40.903	7	5:03.751	8	1:27.786
9	1:27.065	10	1:20.291	11	<b>1:19.435</b>	pit	1:46.048								

16 Timo Glock , iQOO BMW M4 DTM / DEU															
1	2:54.171	2	1:30.201	3	1:36.917	4	1:20.261	5	<b>1:19.813</b>	pit	1:49.398	7	4:30.267	8	1:31.725
9	1:32.827	10	1:22.709	11	1:23.704	pit	2:00.513								

19 Benoît Tréluyer , BMC Air Filter Audi RS 5 DTM / FRA															
1	2:05.766	pit	1:51.198	3	9:36.784	4	1:29.577	5	1:26.738	6	<b>1:22.189</b>	7	1:24.088	pit	1:46.704

22 Lucas Auer , BMW Bank M4 DTM / AUT															
1	2:43.043	2	1:32.140	3	1:27.913	4	1:20.372	5	<b>1:20.000</b>	pit	1:37.846	7	5:07.262	8	1:33.813
9	1:40.562	10	1:21.240	pit	1:43.774										

25 Philipp Eng , ZF BMW M4 DTM / AUT															
1	2:34.402	2	1:28.354	3	1:29.830	4	1:20.179	5	1:19.319	pit	1:38.720	7	4:51.689	8	1:26.859
9	1:35.126	10	1:19.765	11	<b>1:19.317</b>	pit	2:04.580								

27 Jonathan Aberdein , CATL BMW M4 DTM / RSA															
1	2:38.158	2	1:30.121	3	1:28.788	4	1:20.192	5	1:19.208	pit	1:42.286	7	4:50.052	8	1:28.436
9	1:30.791	10	<b>1:19.119</b>	pit	1:43.180										

31 Sheldon Van der Linde , Shell BMW M4 DTM / RSA															
1	2:28.500	2	1:29.051	3	1:29.799	4	1:19.964	5	1:21.160	pit	1:41.077	7	4:43.185	8	1:32.162
9	1:24.527	10	<b>1:19.687</b>	pit	1:39.478										

33 René Rast , Audi Sport RS 5 DTM / DEU															
1	1:48.139	2	1:27.627	3	1:30.257	4	1:19.737	5	1:19.013	pit	1:38.736	7	5:23.106	8	1:27.547
9	1:25.688	10	1:19.328	11	<b>1:18.843</b>	pit	1:49.027								

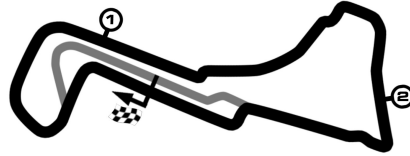
51 Nico Müller , Castrol EDGE Audi RS 5 DTM / CHE															
1	1:57.529	2	1:28.457	3	1:35.166	4	1:20.479	5	1:19.493	6	1:19.417	pit	1:38.193	8	4:30.958
9	1:34.071	10	1:41.814	11	1:23.397	12	<b>1:19.412</b>	pit	1:52.267						

# DTM Zolder 2

Circuit Zolder, length 4000 m

16. - 18.10.2020

DTM



# DTM

## Lap by Lap qualifying 1, 17.10.2020

-Reg.No.: C-Z-DTM-018

<b>53 Jamie Green , Akrapovic Audi RS 5 DTM / GBR</b>															
1	1:55.505	2	1:26.908	3	1:29.553	4	1:19.792	5	1:19.368	pit	1:37.816	7	5:33.911	8	1:26.801
9	1:30.681	10	1:19.933	11	<b>1:19.140</b>	pit	1:57.148								

<b>62 Ferdinand Habsburg , WRT Audi RS 5 DTM / AUT</b>															
1	2:02.203	2	<del>1:28.410</del>	3	1:34.204	4	1:19.414	5	<b>1:18.877</b>	pit	1:46.473	7	5:28.688	8	1:28.961
9	1:33.346	10	1:22.109	pit	1:55.355										

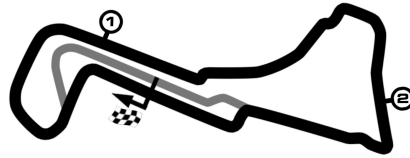
<b>99 Mike Rockenfeller , Twin Busch Audi RS5 DTM / DEU</b>															
1	1:56.695	2	1:28.082	3	1:31.276	4	1:20.265	5	1:19.593	pit	1:38.224	7	5:51.658	8	1:32.395
9	1:36.809	10	<del>1:22.583</del>	11	<b>1:19.451</b>	12	1:57.442								

# DTM Zolder 2

Circuit Zolder, length 4000 m

16. - 18.10.2020

DTM



-Reg.No.: C-Z-DTM-018

## Lap Analysis qualifying 1, 17.10.2020

4 Robin Frijns , Aral Ultimate Audi RS 5 DTM / NLD									theoretical besttime: 1:19.095								
Lap	Time	S1	V1	S2	V2	S3	V3	Vmax	Lap	Time	S1	V1	S2	V2	S3	V3	Vmax
1	2:47.069	0.000	178	42.116	195	31.901	213	195	7	4:55.067	3:46.472	197	37.471	206	31.124	214	206
2	1:33.516	28.452	212	32.833	225	32.231	221	225	8	1:34.415	29.372	214	33.258	225	31.785	220	225
3	1:29.657	26.645	219	31.829	195	31.183	236	195	9	1:41.947	26.833	218	35.016	213	40.098	<b>238</b>	213
4	1:19.720	24.946	228	29.531	<b>231</b>	25.243	236	<b>231</b>	10	1:22.037	25.123	227	29.814	231	27.100	236	231
5	1:19.257	<b>24.849</b>	227	29.312	231	25.096	234	231	11	<b>1:19.103</b>	24.857	<b>229</b>	<b>29.290</b>	230	<b>24.956</b>	229	230
6	1:38.626	25.516	220	31.270	227	0.000		227	12	1:57.301	29.826	186	39.671	146	0.000		146

8 Robert Kubica , BMW M4 CLASS1 / POL									theoretical besttime: 1:19.697								
Lap	Time	S1	V1	S2	V2	S3	V3	Vmax	Lap	Time	S1	V1	S2	V2	S3	V3	Vmax
1	2:52.971	0.000	183	41.490	168	31.816	213	168	7	4:44.660	3:34.427	193	38.415	210	31.818	215	210
2	1:30.576	27.895	212	32.788	226	29.893	218	226	8	1:30.897	29.067	212	33.513	226	28.317	217	226
3	1:31.441	26.270	220	32.076	228	33.095	228	228	9	1:33.039	26.759	216	32.209	225	34.071	228	225
4	1:20.645	25.305	226	29.805	231	25.535	<b>229</b>	231	10	1:22.805	25.063	<b>230</b>	29.639	<b>232</b>	28.103	229	<b>232</b>
5	1:20.019	25.044	229	29.628	231	25.347	228	231	11	<b>1:19.697</b>	<b>24.976</b>	229	<b>29.507</b>	232	<b>25.214</b>	226	232
6	1:45.411	28.133	204	34.150	208	0.000		208	12	1:58.370	31.675	181	38.375	167	0.000		167

10 Harrison Newey , WRT Audi RS 5 DTM / GBR									theoretical besttime: 1:19.158								
Lap	Time	S1	V1	S2	V2	S3	V3	Vmax	Lap	Time	S1	V1	S2	V2	S3	V3	Vmax
1	2:05.211	0.000	195	36.188	208	31.056	206	208	8	1:29.825	29.506	206	32.432	219	27.887	214	219
2	1:28.788	28.034	211	32.428	225	28.326	211	225	9	1:24.993	26.197	220	30.753	230	28.043	234	230
3	1:35.256	26.718	216	31.209	229	37.329	<b>236</b>	229	10	1:19.767	25.161	227	29.435	232	<b>25.171</b>	228	232
4	1:22.228	25.036	225	31.471	228	0.000	234	228	11	1:19.292	24.931	227	29.132	231	0.000	231	231
5	1:19.510	25.060	225	29.343	232	0.000	229	232	12	<b>1:19.163</b>	<b>24.877</b>	<b>228</b>	<b>29.110</b>	<b>233</b>	25.176	229	<b>233</b>
6	1:35.187	25.019	225	29.381	231	0.000		231	13	1:48.602	25.162	222	34.799	182	0.000		182
7	3:41.414	2:34.883	201	36.618	216	29.913	213	216									

11 Marco Wittmann , Schaeffler BMW M4 DTM / DEU									theoretical besttime: 1:19.937								
Lap	Time	S1	V1	S2	V2	S3	V3	Vmax	Lap	Time	S1	V1	S2	V2	S3	V3	Vmax
1	2:21.407	0.000	192	37.773	213	30.535	213	213	7	5:11.489	4:06.200	197	35.881	215	29.408	214	215
2	1:30.242	28.392	208	33.305	221	28.545	215	221	8	1:29.035	27.306	215	32.133	227	29.596	218	227
3	1:30.659	26.817	219	31.919	227	31.923	<b>229</b>	227	9	1:35.238	26.195	221	33.448	227	35.595	229	227
4	1:20.937	25.580	226	29.795	<b>231</b>	25.562	229	<b>231</b>	10	1:22.214	25.559	225	30.271	230	26.384	229	230
5	<b>1:19.964</b>	<b>25.076</b>	<b>228</b>	29.555	230	25.333	225	230	11	1:20.023	25.162	227	<b>29.545</b>	231	<b>25.316</b>	225	231
6	1:38.117	25.715	219	31.343	226	0.000		226	12	1:51.433	29.363	194	35.452	163	0.000		163

13 Fabio Scherer , WRT Audi RS 5 DTM / CHE									theoretical besttime: 1:19.237								
Lap	Time	S1	V1	S2	V2	S3	V3	Vmax	Lap	Time	S1	V1	S2	V2	S3	V3	Vmax
1	2:13.267	0.000	174	37.857	203	31.184	206	203	7	5:03.751	3:54.052	187	37.420	210	32.279	213	210
2	1:31.377	28.952	201	33.964	222	28.461	213	222	8	1:27.786	27.819	211	32.406	227	27.561	217	227
3	1:30.161	27.038	205	32.031	221	31.092	<b>234</b>	221	9	1:27.065	26.420	216	31.326	229	29.319	234	229
4	1:21.908	25.202	225	30.418	230	0.000	234	230	10	1:20.291	25.049	227	29.781	<b>232</b>	25.461	234	<b>232</b>
5	1:19.499	<b>24.848</b>	<b>228</b>	29.565	231	<b>25.086</b>	229	231	11	<b>1:19.435</b>	24.895	228	<b>29.303</b>	232	25.237	228	232
6	1:40.903	25.535	224	31.946	226	0.000		226	12	1:46.048	28.648	213	33.443	226	0.000		226

16 Timo Glock , iQOO BMW M4 DTM / DEU									theoretical besttime: 1:19.722								
Lap	Time	S1	V1	S2	V2	S3	V3	Vmax	Lap	Time	S1	V1	S2	V2	S3	V3	Vmax
1	2:54.171	0.000	197	49.361	179	29.585	213	179	7	4:30.267	3:17.594	197	38.551	206	34.122	211	206
2	1:30.201	28.017	213	32.889	224	29.295	220	224	8	1:31.725	27.479	217	32.390	226	0.000	218	226
3	1:36.917	26.860	218	34.378	183	35.679	229	183	9	1:32.827	26.515	218	31.335	228	34.977	<b>233</b>	228
4	1:20.261	25.196	228	29.745	231	25.320	229	231	10	1:22.709	25.350	227	31.233	227	26.126	231	227
5	<b>1:19.813</b>	25.069	228	<b>29.537</b>	230	<b>25.207</b>	226	230	11	1:23.704	<b>24.978</b>	<b>230</b>	29.548	<b>232</b>	29.178	140	<b>232</b>
6	1:49.398	27.415	185	37.256	182	0.000		182	12	2:00.513	35.278	167	38.587	170	0.000		170

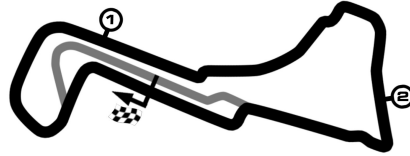
19 Benoît Tréluyer , BMC Air Filter Audi RS 5 DTM / FRA									theoretical besttime: 1:21.514								
Lap	Time	S1	V1	S2	V2	S3	V3	Vmax	Lap	Time	S1	V1	S2	V2	S3	V3	Vmax
1	2:05.766	0.000	179	40.000	179	30.920	213	179	5	1:26.738	26.950	220	30.812	231	28.976	229	231
2	1:51.198	30.539	206	35.854	221	0.000		221	6	<b>1:22.189</b>	<b>25.407</b>	<b>221</b>	<b>30.032</b>	<b>232</b>	26.750	220	<b>232</b>
3	9:36.784	8:30.579	196	37.146	217	29.059	209	217	7	1:24.088	26.488	218	31.525	229	<b>26.075</b>	<b>231</b>	229
4	1:29.577	28.856	204	33.467	227	27.254	218	227	8	1:46.704	32.760	220	30.994	210	0.000		210

# DTM Zolder 2

Circuit Zolder, length 4000 m

16. - 18.10.2020

DTM



-Reg.No.: C-Z-DTM-018

## Lap Analysis qualifying 1, 17.10.2020

22 Lucas Auer , BMW Bank M4 DTM / AUT										theoretical besttime: 1:19.771								
Lap	Time	S1	V1	S2	V2	S3	V3	Vmax		Lap	Time	S1	V1	S2	V2	S3	V3	Vmax
1	2:43.043	0.000	162	40.197	203	30.204	209	203		7	5:07.262	4:01.453	184	36.478	217	29.331	215	217
2	1:32.140	28.301	212	32.258	225	31.581	211	225		8	1:33.813	27.175	216	32.882	211	33.756	215	211
3	1:27.913	26.392	218	30.994	228	30.527	<b>231</b>	228		9	1:40.562	26.010	220	31.553	179	42.999	229	179
4	1:20.372	25.266	227	29.753	231	0.000	229	231		10	1:21.240	<b>25.088</b>	<b>228</b>	<b>29.501</b>	232	26.651	229	232
5	<b>1:20.000</b>	25.231	220	29.587	<b>232</b>	<b>25.182</b>	228	<b>232</b>		11	1:43.774	25.122	226	37.761	214	0.000		214
6	1:37.846	25.139	225	30.729	225	0.000		225										

25 Philipp Eng , ZF BMW M4 DTM / AUT										theoretical besttime: 1:19.304								
Lap	Time	S1	V1	S2	V2	S3	V3	Vmax		Lap	Time	S1	V1	S2	V2	S3	V3	Vmax
1	2:34.402	0.000	175	38.470	211	29.680	213	211		7	4:51.689	3:47.385	198	35.546	219	28.758	215	219
2	1:28.354	28.662	206	32.544	225	27.148	220	225		8	1:26.859	27.487	214	31.343	231	28.029	220	231
3	1:29.830	26.869	215	30.691	231	32.270	<b>233</b>	231		9	1:35.126	27.683	140	34.915	227	32.528	231	227
4	1:20.179	25.201	224	29.710	231	25.268	231	231		10	1:19.765	25.126	225	29.453	<b>233</b>	0.000	231	<b>233</b>
5	1:19.319	24.987	<b>226</b>	<b>29.286</b>	232	<b>25.046</b>	228	232		11	<b>1:19.317</b>	<b>24.972</b>	226	29.296	233	25.049	228	233
6	1:38.720	25.905	213	31.630	227	0.000		227		12	2:04.580	34.463	144	43.587	147	0.000		147

27 Jonathan Aberdein , CATL BMW M4 DTM / RSA										theoretical besttime: 1:19.107								
Lap	Time	S1	V1	S2	V2	S3	V3	Vmax		Lap	Time	S1	V1	S2	V2	S3	V3	Vmax
1	2:38.158	0.000	192	36.926	216	29.493	215	216		7	4:50.052	3:46.364	202	34.848	220	28.840	218	220
2	1:30.121	27.736	210	35.729	224	26.656	231	224		8	1:28.436	27.766	213	31.996	227	28.674	221	227
3	1:28.788	29.062	215	30.516	233	29.210	233	233		9	1:30.791	25.953	219	33.616	231	31.222	<b>234</b>	231
4	1:20.192	25.275	229	29.756	<b>234</b>	25.161	233	<b>234</b>		10	<b>1:19.119</b>	24.946	229	<b>29.201</b>	234	<b>24.972</b>	228	234
5	1:19.208	<b>24.934</b>	<b>230</b>	29.285	234	24.989	231	234		11	1:43.180	25.349	225	30.923	229	0.000		229
6	1:42.286	27.268	215	31.994	227	0.000		227										

31 Sheldon Van der Linde , Shell BMW M4 DTM / RSA										theoretical besttime: 1:19.516								
Lap	Time	S1	V1	S2	V2	S3	V3	Vmax		Lap	Time	S1	V1	S2	V2	S3	V3	Vmax
1	2:28.500	0.000	173	37.955	216	30.994	215	216		7	4:43.185	3:36.451	183	35.668	220	31.066	217	220
2	1:29.051	27.768	210	33.864	225	27.419	220	225		8	1:32.162	26.954	216	33.190	193	32.018	218	193
3	1:29.799	26.076	219	32.367	229	31.356	<b>233</b>	229		9	1:24.527	25.890	221	30.677	232	27.960	233	232
4	1:19.964	25.227	226	29.612	232	<b>25.125</b>	233	232		10	<b>1:19.687</b>	25.037	227	29.488	232	25.162	233	232
5	1:21.160	<b>25.015</b>	<b>227</b>	<b>29.376</b>	<b>233</b>	26.769	214	<b>233</b>		11	1:39.478	26.671	224	31.723	227	0.000		227
6	1:41.077	27.985	211	31.936	228	0.000		228										

33 René Rast , Audi Sport RS 5 DTM / DEU										theoretical besttime: 1:18.843								
Lap	Time	S1	V1	S2	V2	S3	V3	Vmax		Lap	Time	S1	V1	S2	V2	S3	V3	Vmax
1	1:48.139	0.000	201	35.086	216	28.776	214	216		7	5:23.106	4:19.167	203	35.154	209	28.785	217	209
2	1:27.627	27.462	217	32.548	227	27.617	215	227		8	1:27.547	27.456	211	32.083	231	28.008	215	231
3	1:30.257	27.047	216	32.142	214	31.068	<b>236</b>	214		9	1:25.688	26.585	219	30.859	231	28.244	234	231
4	1:19.737	24.925	228	29.534	232	25.278	236	232		10	1:19.328	24.740	229	29.301	232	25.287	233	232
5	1:19.013	24.713	229	29.226	<b>233</b>	25.074	226	<b>233</b>		11	<b>1:18.843</b>	<b>24.703</b>	229	<b>29.103</b>	232	<b>25.037</b>	228	232
6	1:38.736	24.767	<b>230</b>	30.286	218	0.000		218		12	1:49.027	24.868	229	36.848	173	0.000		173

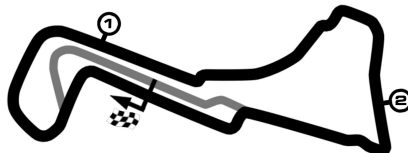
51 Nico Müller , Castrol EDGE Audi RS 5 DTM / CHE										theoretical besttime: 1:19.180								
Lap	Time	S1	V1	S2	V2	S3	V3	Vmax		Lap	Time	S1	V1	S2	V2	S3	V3	Vmax
1	1:57.529	0.000	197	36.655	213	29.918	214	213		8	4:30.958	3:25.990	201	35.779	213	29.189	214	213
2	1:28.457	28.132	212	32.967	225	27.358	214	225		9	1:34.071	27.681	215	32.318	227	34.072	218	227
3	1:35.166	26.476	218	30.867	230	37.823	<b>234</b>	230		10	1:41.814	26.103	220	31.397	211	44.314	234	211
4	1:20.479	25.028	<b>228</b>	29.776	231	0.000	234	231		11	1:23.397	25.104	227	29.531	<b>233</b>	28.762	234	<b>233</b>
5	1:19.493	24.981	228	29.380	231	25.132	234	231		12	<b>1:19.412</b>	25.155	226	<b>29.263</b>	232	<b>24.994</b>	228	232
6	1:19.417	<b>24.923</b>	227	29.328	232	25.166	225	232		13	1:52.267	29.343	198	35.515	182	0.000		182
7	1:38.193	26.579	216	30.844	231	0.000		231										

# DTM Zolder 2

Circuit Zolder, length 4000 m

16. - 18.10.2020

DTM



## Lap Analysis qualifying 1, 17.10.2020

-Reg.No.: C-Z-DTM-018

### 53 Jamie Green , Akrapovic Audi RS 5 DTM / GBR

theoretical besttime: 1:19.140

Lap	Time	S1	V1	S2	V2	S3	V3	Vmax	Lap	Time	S1	V1	S2	V2	S3	V3	Vmax
1	1:55.505	0.000	173	38.295	194	30.351	214	194	7	5:33.911	4:29.543	199	35.689	219	28.679	218	219
2	1:26.908	27.997	212	31.622	227	27.289	218	227	8	1:26.801	27.483	216	31.705	228	27.613	220	228
3	1:29.553	26.578	219	30.734	227	32.241	231	227	9	1:30.681	27.151	215	31.078	228	32.452	233	228
4	1:19.792	25.053	227	29.542	231	25.197	<b>233</b>	231	10	1:19.933	25.041	226	29.617	231	25.275	233	231
5	1:19.368	25.026	<b>229</b>	29.343	<b>232</b>	24.999	228	<b>232</b>	11	<b>1:19.140</b>	<b>24.880</b>	228	<b>29.298</b>	232	<b>24.962</b>	228	232
6	1:37.816	25.082	228	29.422	232	0.000		232	12	1:57.148	31.377	165	39.443	210	0.000		210

### 62 Ferdinand Habsburg , WRT Audi RS 5 DTM / AUT

theoretical besttime: 1:18.877

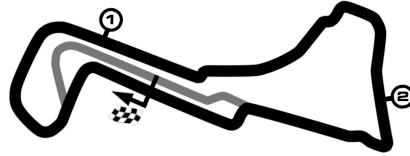
Lap	Time	S1	V1	S2	V2	S3	V3	Vmax	Lap	Time	S1	V1	S2	V2	S3	V3	Vmax
1	2:02.203	0.000	197	36.481	207	32.859	213	207	7	5:28.688	4:18.325	197	38.633	203	31.730	215	203
2	1:28.410	27.478	216	32.441	224	0.000	218	224	8	1:28.961	28.144	211	33.164	225	27.653	220	225
3	1:34.204	26.319	222	30.733	230	37.152	234	230	9	1:33.346	26.220	220	30.930	230	36.196	234	230
4	1:19.414	24.876	227	29.447	233	25.091	<b>236</b>	233	10	1:22.109	24.907	227	29.560	<b>234</b>	27.642	234	<b>234</b>
5	<b>1:18.877</b>	<b>24.753</b>	<b>229</b>	<b>29.131</b>	232	<b>24.993</b>	228	232	11	1:55.355	27.205	216	39.354	203	0.000		203
6	1:46.473	27.603	213	33.778	220	0.000		220									

### 99 Mike Rockenfeller , Twin Busch Audi RS5 DTM / DEU

theoretical besttime: 1:19.451

Lap	Time	S1	V1	S2	V2	S3	V3	Vmax	Lap	Time	S1	V1	S2	V2	S3	V3	Vmax
1	1:56.695	0.000	199	36.959	201	30.294	214	201	7	5:51.658	4:47.893	204	35.244	216	28.521	225	216
2	1:28.082	27.778	217	32.997	227	27.307	217	227	8	1:32.395	27.732	219	32.755	226	31.908	217	226
3	1:31.276	26.214	223	31.254	230	33.808	234	230	9	1:36.809	27.108	222	32.681	200	37.020	234	200
4	1:20.265	25.117	228	29.726	<b>232</b>	25.422	<b>238</b>	<b>232</b>	10	1:22.583	24.966	228	30.171	227	0.000	234	227
5	1:19.593	24.923	229	29.438	232	25.232	228	232	11	<b>1:19.451</b>	<b>24.878</b>	<b>230</b>	<b>29.370</b>	232	<b>25.203</b>	229	232
6	1:38.224	25.055	228	31.581	208	0.000		208	12	1:57.442	31.564	199	38.664	159	0.000		159

**DTM Zolder 2**  
**Circuit Zolder, length 4000 m**  
**16. - 18.10.2020**  
**DTM**



**Best Sector Times qualifying 1**

-Reg.No.: C-Z-DTM-018

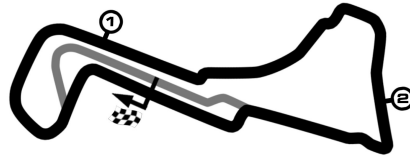
Pos.	sector 1		sector 2		sector 3		theoretical and best lap time							
	No	Driver	Time	No	Driver	Time	No	Driver	theoretical	Best	Pos			
1	33	Rast R.	24.703	33	Rast R.	29.103	4	Frijns R.	24.956	33	Rast R.	1:18.843	1:18.843	1
2	62	Habsburg F.	24.753	10	Newey H.	29.110	53	Green J.	24.962	62	Habsburg F.	1:18.877	1:18.877	2
3	13	Scherer F.	24.848	62	Habsburg F.	29.131	27	Aberdein J.	24.972	4	Frijns R.	1:19.095	1:19.103	3
4	4	Frijns R.	24.849	27	Aberdein J.	29.201	62	Habsburg F.	24.993	27	Aberdein J.	1:19.107	1:19.119	4
5	10	Newey H.	24.877	51	Müller N.	29.263	51	Müller N.	24.994	53	Green J.	1:19.140	1:19.140	5
6	99	Rockenfeller M.	24.878	25	Eng P.	29.286	33	Rast R.	25.037	10	Newey H.	1:19.158	1:19.163	6
7	53	Green J.	24.880	4	Frijns R.	29.290	25	Eng P.	25.046	51	Müller N.	1:19.180	1:19.412	8
8	51	Müller N.	24.923	53	Green J.	29.298	13	Scherer F.	25.086	13	Scherer F.	1:19.237	1:19.435	9
9	27	Aberdein J.	24.934	13	Scherer F.	29.303	31	Van der Linde S.	25.125	25	Eng P.	1:19.304	1:19.317	7
10	25	Eng P.	24.972	99	Rockenfeller M.	29.370	10	Newey H.	25.171	99	Rockenfeller M.	1:19.451	1:19.451	10
11	8	Kubica R.	24.976	31	Van der Linde S.	29.376	22	Auer L.	25.182	31	Van der Linde S.	1:19.516	1:19.687	11
12	16	Glock T.	24.978	22	Auer L.	29.501	99	Rockenfeller M.	25.203	8	Kubica R.	1:19.697	1:19.697	12
13	31	Van der Linde S.	25.015	8	Kubica R.	29.507	16	Glock T.	25.207	16	Glock T.	1:19.722	1:19.813	13
14	11	Wittmann M.	25.076	16	Glock T.	29.537	8	Kubica R.	25.214	22	Auer L.	1:19.771	1:20.000	15
15	22	Auer L.	25.088	11	Wittmann M.	29.545	11	Wittmann M.	25.316	11	Wittmann M.	1:19.937	1:19.964	14
16	19	Tréluyer B.	25.407	19	Tréluyer B.	30.032	19	Tréluyer B.	26.075	19	Tréluyer B.	1:21.514	1:22.189	16

# DTM Zolder 2

Circuit Zolder, length 4000 m

16. - 18.10.2020

DTM

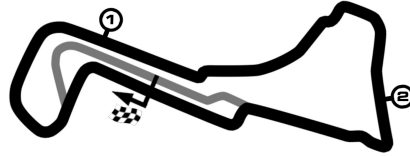


# DTM

## Topspeed qualifying 1, 17.10.2020


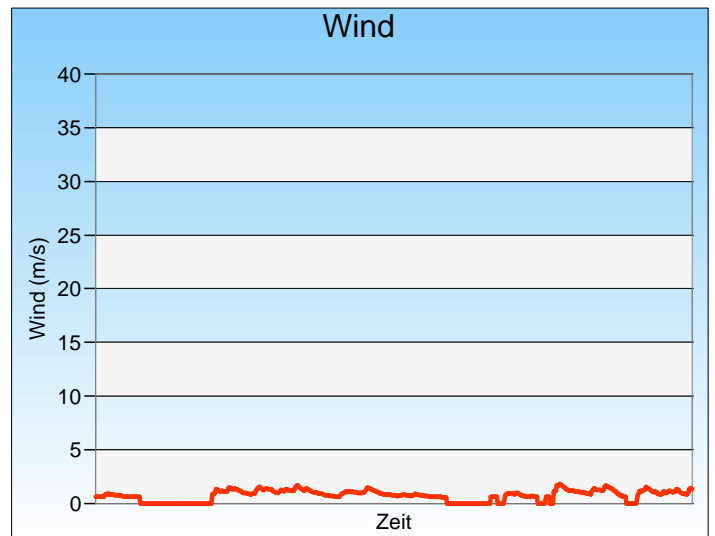
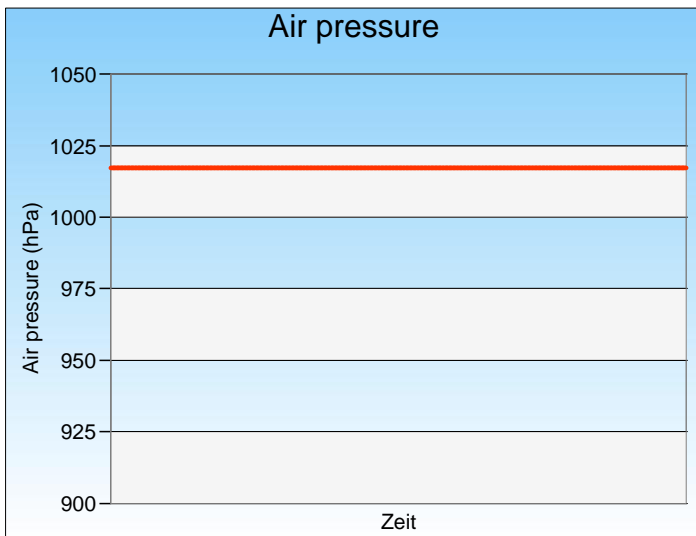
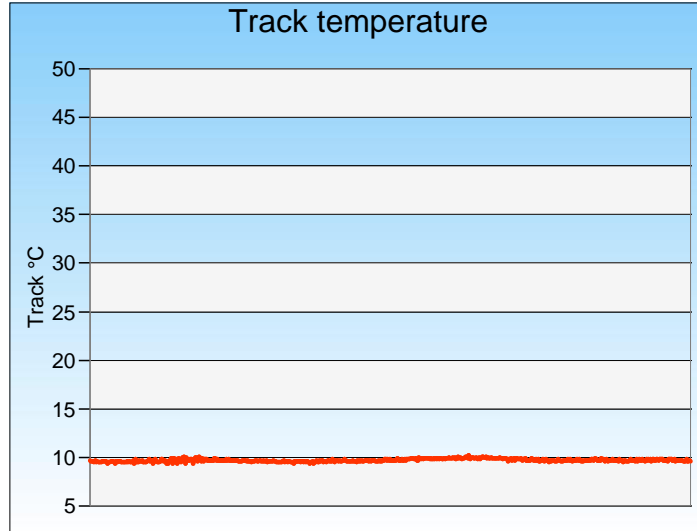
-Reg.No.: C-Z-DTM-018

Car No.	Driver	Make	Speed km/h
27	Jonathan Aberdein	CATL BMW M4 DTM	234
62	Ferdinand Habsburg	WRT Audi RS 5 DTM	234
31	Sheldon Van der Linde	Shell BMW M4 DTM	233
25	Philipp Eng	ZF BMW M4 DTM	233
33	René Rast	Audi Sport RS 5 DTM	233
10	Harrison Newey	WRT Audi RS 5 DTM	233
51	Nico Müller	Castrol EDGE Audi RS 5 DTM	233
99	Mike Rockenfeller	Twin Busch Audi RS5 DTM	232
22	Lucas Auer	BMW Bank M4 DTM	232
19	Benoît Tréluyer	BMC Air Filter Audi RS 5 DTM	232
13	Fabio Scherer	WRT Audi RS 5 DTM	232
53	Jamie Green	Akrapovic Audi RS 5 DTM	232
16	Timo Glock	iQOO BMW M4 DTM	232
8	Robert Kubica	BMW M4 CLASS1	232
4	Robin Frijns	Aral Ultimate Audi RS 5 DTM	231
11	Marco Wittmann	Schaeffler BMW M4 DTM	231



**Weather qualifying 1**

17.10.2020, 10:40:00 - 11:00:00



Weather:

