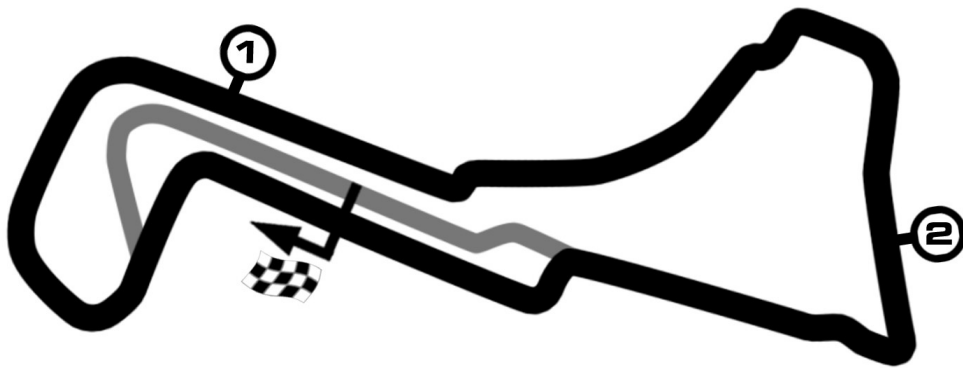


DTM

DTM Zolder 1

qualifying 2



Circuit Zolder 4000 m

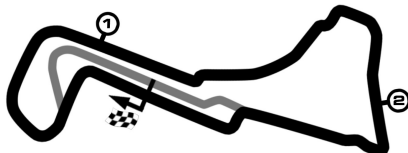
09. - 11.10.2020

DTM Zolder 1

Circuit Zolder, length 4000 m

09. - 11.10.2020

DTM



DTM

Result qualifying 2, 11.10.2020

-Reg.No.: C-Z-DTM-015

RK	No	DRIVER/ENTRANT	CAR	TIME	Lap	%	GAP	DIFF	km/h	Time
1	16	Timo Glock (DEU) BMW Team RMG	iQOO BMW M4 DTM	1:28.960	13	100.00			161.8	10:55:16
2	31	Sheldon Van der Linde (RSA) BMW Team RBM	Shell BMW M4 DTM	1:28.983	14	100.03	0.023	0.023	161.8	11:01:25
3	33	René Rast (DEU) Audi Sport Team Rosberg	Audi Sport RS 5 DTM	1:29.130	14	100.19	0.170	0.147	161.5	10:59:36
4	62	Ferdinand Habsburg (AUT) WRT Team Audi Sport	WRT Audi RS 5 DTM	1:29.269	13	100.35	0.309	0.139	161.3	11:00:10
5	53	Jamie Green (GBR) Audi Sport Team Rosberg	Akrapovic Audi RS 5 DTM	1:29.336	13	100.42	0.376	0.067	161.1	10:59:42
6	99	Mike Rockenfeller (DEU) Audi Sport Team Phoenix	Twin Busch Audi RS5 DTM	1:29.473	13	100.58	0.513	0.137	160.9	10:58:30
7	51	Nico Müller (CHE) Audi Sport Team Abt Sportsline	Castrol EDGE Audi RS 5 DTM	1:29.494	13	100.60	0.534	0.021	160.9	11:00:56
8	4	Robin Frijns (NLD) Audi Sport Team Abt Sportsline	Aral Ultimate Audi RS 5 DTM	1:29.564	13	100.68	0.604	0.070	160.7	11:00:14
9	27	Jonathan Aberdein (RSA) BMW Team RMR	CATL BMW M4 DTM	1:29.761	13	100.90	0.801	0.197	160.4	11:01:00
10	11	Marco Wittmann (DEU) BMW Team RMG	Schaeffler BMW M4 DTM	1:29.765	12	100.90	0.805	0.004	160.4	10:58:53
11	28	Loic Duval (FRA) Audi Sport Team Phoenix	BMC Air Filter Audi RS 5 DTM	1:29.787	13	100.93	0.827	0.022	160.3	10:56:05
12	22	Lucas Auer (AUT) BMW Team RMR	BMW Bank M4 DTM	1:29.902	12	101.06	0.942	0.115	160.1	11:00:58
13	8	Robert Kubica (POL) ORLEN Team ART (ART Grand Prix)	BMW M4 CLASS1	1:30.037	13	101.21	1.077	0.135	159.9	11:00:51
14	10	Harrison Newey (GBR) WRT Team Audi Sport	WRT Audi RS 5 DTM	1:30.095	13	101.28	1.135	0.058	159.8	10:58:58
15	25	Philipp Eng (AUT) BMW Team RBM	ZF BMW M4 DTM	1:30.228	13	101.43	1.268	0.133	159.5	10:58:34
16	13	Fabio Scherer (CHE) WRT Team Audi Sport	WRT Audi RS 5 DTM	1:30.418	13	101.64	1.458	0.190	159.2	10:57:18

CARS # 4, 8, 10, 11, 13, 22, 25, 28, 62 & 99 - CANCELLATION OF RELEVANT LAP TIMES (TRACK LIMITS)

time for qualification: 110 % = 0.000

minimum lap :

Subject to final scrutineering !

Issued:

Clerk of the Course:

Timekeeper:

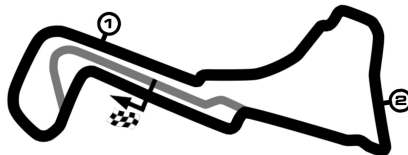


DTM Zolder 1

Circuit Zolder, length 4000 m

09. - 11.10.2020

DTM



DTM

Lap by Lap qualifying 2, 11.10.2020

-Reg.No.: C-Z-DTM-015

4 Robin Frijns , Aral Ultimate Audi RS 5 DTM / NLD															
1	2:12.382	2	1:33.694	3	1:33.547	4	1:30.197	5	1:29.726	6	1:29.315	pit	1:47.149	8	2:18.426
9	1:31.849	10	1:48.323	11	1:30.766	12	1:29.564	pit	1:53.356						

8 Robert Kubica , BMW M4 CLASS1 / POL															
1	3:00.776	2	1:39.854	pit	1:49.329	4	2:04.170	5	1:33.237	6	1:31.869	7	1:30.950	8	1:36.539
9	1:30.829	10	1:33.380	11	1:30.389	12	1:30.037	pit	2:01.637						

10 Harrison Newey , WRT Audi RS 5 DTM / GBR															
1	2:23.710	2	1:36.196	3	1:32.098	4	1:30.425	pit	1:48.217	6	2:24.478	7	1:34.614	8	1:38.823
9	1:30.217	10	1:30.166	11	1:30.095	12	1:32.096	pit	2:08.295						

11 Marco Wittmann , Schaeffler BMW M4 DTM / DEU															
1	2:30.931	2	1:40.400	3	1:32.785	4	1:31.345	5	1:30.839	6	1:32.778	7	1:30.739	pit	1:46.639
9	3:47.656	10	1:29.765	11	1:30.510	pit	2:04.779								

13 Fabio Scherer , WRT Audi RS 5 DTM / CHE															
1	2:25.591	2	1:38.212	3	1:32.754	4	1:34.469	5	1:30.440	pit	1:45.260	7	2:17.077	8	1:32.673
9	1:31.648	10	1:30.418	11	1:32.447	12	1:30.418	pit	2:05.754						

16 Timo Glock , iQOO BMW M4 DTM / DEU															
1	2:47.935	2	1:41.106	3	1:35.180	4	1:31.794	5	1:29.827	6	1:29.338	7	1:43.126	8	1:29.793
9	1:28.960	10	1:33.032	11	1:34.394	12	1:33.908	pit	1:59.229						

22 Lucas Auer , BMW Bank M4 DTM / AUT															
1	2:46.220	2	1:40.465	3	1:34.226	4	1:31.943	5	1:30.758	6	1:30.250	7	1:30.161	pit	1:46.440
9	4:03.007	10	1:34.770	11	1:29.902	pit	1:59.646								

25 Philipp Eng , ZF BMW M4 DTM / AUT															
1	2:41.728	2	1:40.113	3	1:34.335	4	1:32.681	5	1:31.497	6	1:40.113	7	1:30.975	8	1:30.491
9	1:50.239	10	1:32.018	11	1:30.228	12	1:30.350	pit	1:57.608						

27 Jonathan Aberdein , CATL BMW M4 DTM / RSA															
1	2:31.984	2	1:41.348	3	1:35.797	4	1:31.982	5	1:31.265	6	1:30.442	7	1:31.091	pit	1:44.640
9	2:49.894	10	1:30.565	11	1:31.944	12	1:29.761	pit	2:10.944						

28 Loic Duval , BMC Air Filter Audi RS 5 DTM / FRA															
1	1:57.461	2	1:41.237	3	1:32.218	4	1:30.887	5	1:30.107	6	1:29.941	pit	1:44.348	8	3:09.295
9	1:29.787	10	1:35.488	11	1:34.482	12	1:30.070	pit	2:02.265						

31 Sheldon Van der Linde , Shell BMW M4 DTM / RSA															
1	2:37.349	2	1:40.420	3	1:32.892	4	1:36.372	5	1:30.483	6	1:29.819	7	1:32.252	8	1:29.438
9	1:40.436	10	1:47.101	11	1:29.352	12	1:30.564	13	1:28.983	pit	2:09.769				

33 René Rast , Audi Sport RS 5 DTM / DEU															
1	1:56.278	2	1:37.879	3	1:31.709	4	1:30.730	5	1:29.619	6	1:29.242	pit	1:44.031	8	2:15.018
9	1:32.551	10	1:30.710	11	1:29.646	12	1:29.130	13	1:29.308	pit	2:08.656				

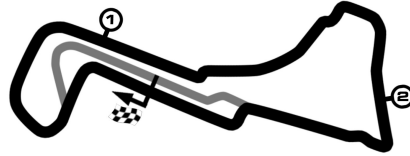
51 Nico Müller , Castrol EDGE Audi RS 5 DTM / CHE															
1	2:16.189	2	1:33.956	3	1:32.426	4	1:30.794	5	1:30.264	6	1:29.857	pit	1:46.027	8	3:14.868

DTM Zolder 1

Circuit Zolder, length 4000 m

09. - 11.10.2020

DTM



DTM

Lap by Lap qualifying 2, 11.10.2020

-Reg.No.: C-Z-DTM-015

9	1:30.730	10	1:29.630	11	1:31.953	12	1:29.494	pit	1:59.136						
---	----------	----	----------	----	----------	----	-----------------	-----	----------	--	--	--	--	--	--

53 Jamie Green , Akrapovic Audi RS 5 DTM / GBR

1	1:54.419	2	1:34.507	3	1:31.836	4	1:30.572	5	1:30.033	pit	1:43.458	7	2:18.332	8	1:36.392
9	1:34.527	10	1:29.484	11	1:30.182	12	1:29.336	pit	1:48.088						

62 Ferdinand Habsburg , WRT Audi RS 5 DTM / AUT

1	2:19.552	2	1:36.100	3	1:31.949	4	1:30.087	5	1:32.182	6	1:30.489	pit	1:46.925	8	2:16.556
9	1:35.427	10	1:32.017	11	1:29.908	12	1:29.269	pit	2:40.557						

99 Mike Rockenfeller , Twin Busch Audi RS5 DTM / DEU

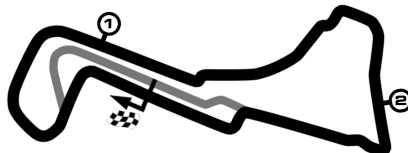
1	2:06.206	2	1:36.254	3	1:32.539	4	1:30.898	5	1:29.869	6	1:29.552	pit	1:44.897	8	2:21.760
9	1:38.557	10	1:30.631	11	1:29.473	12	1:30.278	13	1:50.624						

DTM Zolder 1

Circuit Zolder, length 4000 m

09. - 11.10.2020

DTM



-Reg.No.: C-Z-DTM-015

Lap Analysis qualifying 2, 11.10.2020

4 Robin Frijns , Aral Ultimate Audi RS 5 DTM / NLD									theoretical besttime: 1:29.175								
Lap	Time	S1	V1	S2	V2	S3	V3	Vmax	Lap	Time	S1	V1	S2	V2	S3	V3	Vmax
1	2:12.382	0.000	184	39.674	204	35.622	214	204	8	2:18.426	1:12.103	200	36.480	216	29.843	214	216
2	1:33.694	29.569	210	34.641	217	29.484	223	217	9	1:31.849	29.189	208	34.117	219	28.543	221	219
3	1:33.547	28.371	213	34.635	218	30.541	223	218	10	1:48.323	33.557	209	37.392	215	37.374	226	215
4	1:30.197	28.175	214	33.679	218	28.343	226	218	11	1:30.766	28.039	212	33.321	221	29.406	226	221
5	1:29.726	28.183	213	33.504	221	28.039	226	221	12	1:29.564	27.959	212	33.554	222	28.051	217	222
6	1:29.315	27.983	213	33.177	220	0.000	226	220	13	1:53.356	30.968	187	37.990	189	0.000		189
7	1:47.149	28.264	209	35.342	215	0.000		215									

8 Robert Kubica , BMW M4 CLASS1 / POL									theoretical besttime: 1:29.990								
Lap	Time	S1	V1	S2	V2	S3	V3	Vmax	Lap	Time	S1	V1	S2	V2	S3	V3	Vmax
1	3:00.776	0.000	183	39.772	203	32.650	206	203	8	1:36.539	30.611	193	35.946	211	29.982	223	211
2	1:39.854	31.547	197	37.167	211	0.000	217	211	9	1:30.829	28.870	213	33.579	221	28.380	220	221
3	1:49.329	29.714	207	35.309	216	0.000		216	10	1:33.380	28.516	212	34.360	207	30.504	223	207
4	2:04.170	54.351	199	37.323	216	32.496	221	216	11	1:30.389	28.556	212	33.352	221	28.481	218	221
5	1:33.237	29.439	207	34.601	219	29.197	220	219	12	1:30.037	28.429	213	33.399	222	28.209	218	222
6	1:31.869	28.867	211	34.016	219	28.986	221	219	13	2:01.637	33.441	177	40.112	185	0.000		185
7	1:30.950	28.700	213	33.707	221	28.543	220	221									

10 Harrison Newey , WRT Audi RS 5 DTM / GBR									theoretical besttime: 1:29.915								
Lap	Time	S1	V1	S2	V2	S3	V3	Vmax	Lap	Time	S1	V1	S2	V2	S3	V3	Vmax
1	2:23.710	0.000	188	42.125	200	34.699	210	200	8	1:38.823	34.985	208	34.842	220	28.996	226	220
2	1:36.196	30.565	202	35.564	216	30.067	223	216	9	1:30.217	28.181	213	33.418	221	28.618	228	221
3	1:32.098	29.123	210	34.140	220	28.835	220	220	10	1:30.166	28.126	210	33.485	222	28.555	226	222
4	1:30.425	28.187	213	33.664	221	28.574	221	221	11	1:30.095	27.971	211	33.598	220	28.526	226	220
5	1:48.217	28.487	209	35.006	217	0.000		217	12	1:32.096	28.091	209	34.140	220	0.000	215	220
6	2:24.478	1:14.874	193	37.371	201	32.233	214	201	13	2:08.295	34.341	196	43.672	175	0.000		175
7	1:34.614	29.756	205	35.168	217	29.690	226	217									

11 Marco Wittmann , Schaeffler BMW M4 DTM / DEU									theoretical besttime: 1:29.765								
Lap	Time	S1	V1	S2	V2	S3	V3	Vmax	Lap	Time	S1	V1	S2	V2	S3	V3	Vmax
1	2:30.931	0.000	171	41.718	201	34.115	205	201	7	1:30.739	28.370	211	33.777	221	28.592	218	221
2	1:40.400	31.934	198	37.722	213	30.744	218	213	8	1:46.639	28.904	206	34.861	219	0.000		219
3	1:32.785	29.247	210	34.193	220	29.345	218	220	9	3:47.656	2:36.229	208	34.627	221	36.800	223	221
4	1:31.345	28.608	211	33.802	220	28.935	218	220	10	1:29.765	28.247	211	33.192	224	28.326	220	224
5	1:30.839	28.468	212	33.487	223	28.884	218	223	11	1:30.510	28.666	211	33.447	223	0.000	218	223
6	1:32.778	28.465	214	34.299	215	0.000	223	215	12	2:04.779	31.947	175	43.696	162	0.000		162

13 Fabio Scherer , WRT Audi RS 5 DTM / CHE									theoretical besttime: 1:30.006								
Lap	Time	S1	V1	S2	V2	S3	V3	Vmax	Lap	Time	S1	V1	S2	V2	S3	V3	Vmax
1	2:25.591	0.000	186	40.693	205	35.369	209	205	8	1:32.673	29.180	203	34.584	222	28.909	226	222
2	1:38.212	31.253	200	36.743	216	30.216	225	216	9	1:31.648	28.403	212	34.664	221	0.000	223	221
3	1:32.754	29.367	210	34.435	220	28.952	218	220	10	1:30.418	28.593	213	33.393	220	28.432	217	220
4	1:34.469	28.605	213	33.846	221	32.018	214	221	11	1:32.447	29.431	209	33.958	221	29.058	226	221
5	1:30.440	28.488	210	33.447	219	28.505	220	219	12	1:30.418	28.643	210	33.456	220	28.319	218	220
6	1:45.260	28.391	208	33.296	219	0.000		219	13	2:05.754	32.734	154	43.757	174	0.000		174
7	2:17.077	1:10.070	199	36.527	211	30.480	203	211									

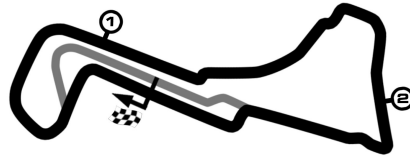
16 Timo Glock , iQOO BMW M4 DTM / DEU									theoretical besttime: 1:28.861								
Lap	Time	S1	V1	S2	V2	S3	V3	Vmax	Lap	Time	S1	V1	S2	V2	S3	V3	Vmax
1	2:47.935	0.000	177	38.958	207	34.208	197	207	8	1:29.793	28.024	213	33.374	223	28.395	223	223
2	1:41.106	31.630	199	37.243	214	32.233	213	214	9	1:28.960	27.774	213	32.902	222	28.284	220	222
3	1:35.180	30.060	204	35.280	218	29.840	221	218	10	1:33.032	27.825	214	33.961	183	31.246	223	183
4	1:31.794	28.644	211	34.245	220	28.905	223	220	11	1:34.394	28.835	196	36.349	215	29.210	226	215
5	1:29.827	28.112	212	33.342	223	28.373	223	223	12	1:33.908	31.456	209	33.864	217	28.588	225	217
6	1:29.338	27.896	213	33.257	224	28.185	226	224	13	1:59.229	27.971	210	42.417	190	0.000		190
7	1:43.126	31.869	164	41.835	209	29.422	223	209									

DTM Zolder 1

Circuit Zolder, length 4000 m

09. - 11.10.2020

DTM



-Reg.No.: C-Z-DTM-015

Lap Analysis qualifying 2, 11.10.2020

22 Lucas Auer , BMW Bank M4 DTM / AUT										theoretical besttime: 1:29.788								
Lap	Time	S1	V1	S2	V2	S3	V3	Vmax		Lap	Time	S1	V1	S2	V2	S3	V3	Vmax
1	2:46.220	0.000	175	39.989	203	38.088	214	203		7	1:30.161	28.418	210	33.466	221	28.277	218	221
2	1:40.465	31.198	201	35.543	214	33.724	217	214		8	1:46.440	28.610	210	34.671	205	0.000		205
3	1:34.226	29.720	207	34.873	219	29.633	218	219		9	4:03.007	2:53.891	210	37.377	209	31.739	223	209
4	1:31.943	29.129	207	34.052	220	28.762	218	220		10	1:34.770	28.243	212	36.261	210	0.000	223	210
5	1:30.758	28.525	207	33.664	221	28.569	218	221		11	1:29.902	28.197	210	33.554	221	28.151	218	221
6	1:30.250	28.398	211	33.440	220	28.412	217	220		12	1:59.646	33.237	175	39.125	183	0.000		183

25 Philipp Eng , ZF BMW M4 DTM / AUT										theoretical besttime: 1:30.069								
Lap	Time	S1	V1	S2	V2	S3	V3	Vmax		Lap	Time	S1	V1	S2	V2	S3	V3	Vmax
1	2:41.728	0.000	186	41.787	207	35.484	217	207		8	1:30.491	28.317	212	33.573	221	0.000	218	221
2	1:40.113	30.481	206	35.863	213	33.769	218	213		9	1:50.239	30.528	154	43.445	185	36.266	220	185
3	1:34.335	29.802	209	35.121	217	29.412	217	217		10	1:32.018	28.813	208	34.356	219	28.849	221	219
4	1:32.681	29.226	209	34.307	217	29.148	218	217		11	1:30.228	28.368	210	33.446	220	28.414	220	220
5	1:31.497	28.798	210	33.957	219	28.742	217	219		12	1:30.350	28.503	210	33.541	221	28.306	218	221
6	1:40.113	28.475	213	40.497	203	0.000	221	203		13	1:57.608	33.508	164	39.606	185	0.000		185
7	1:30.975	28.571	212	33.794	219	28.610	218	219										

27 Jonathan Aberdein , CATL BMW M4 DTM / RSA										theoretical besttime: 1:29.716								
Lap	Time	S1	V1	S2	V2	S3	V3	Vmax		Lap	Time	S1	V1	S2	V2	S3	V3	Vmax
1	2:31.984	0.000	183	43.047	196	33.252	207	196		8	1:44.640	28.510	212	33.325	223	0.000		223
2	1:41.348	31.964	199	37.346	211	32.038	225	211		9	2:49.894	1:47.622	210	33.555	223	28.717	225	223
3	1:35.797	30.014	208	36.283	219	29.500	223	219		10	1:30.565	28.518	211	33.784	222	28.263	220	222
4	1:31.982	29.032	207	34.193	220	28.757	221	220		11	1:31.944	28.301	211	33.390	219	0.000	228	219
5	1:31.265	28.738	209	33.853	221	28.674	220	221		12	1:29.761	28.270	213	33.370	222	28.121	221	222
6	1:30.442	28.320	214	33.714	223	28.408	218	223		13	2:10.944	34.486	147	43.493	156	0.000		156
7	1:31.091	29.027	213	33.741	221	28.323	221	221										

28 Loic Duval , BMC Air Filter Audi RS 5 DTM / FRA										theoretical besttime: 1:29.721								
Lap	Time	S1	V1	S2	V2	S3	V3	Vmax		Lap	Time	S1	V1	S2	V2	S3	V3	Vmax
1	1:57.461	0.000	194	38.476	210	31.677	221	210		8	3:09.295	2:00.685	199	38.471	210	30.139	226	210
2	1:41.237	30.513	206	37.105	208	33.619	225	208		9	1:29.787	28.034	215	33.360	221	28.393	221	221
3	1:32.218	29.031	213	34.256	221	28.931	221	221		10	1:35.488	28.478	208	36.863	214	30.147	228	214
4	1:30.887	28.325	213	34.073	221	0.000	221	221		11	1:34.482	28.217	214	35.920	213	0.000	226	213
5	1:30.107	28.021	214	33.623	221	28.463	220	221		12	1:30.070	28.065	211	33.562	220	28.443	221	220
6	1:29.941	28.200	213	33.401	222	28.340	220	222		13	2:02.265	34.257	175	40.559	171	0.000		171
7	1:44.348	28.129	213	33.587	221	0.000		221										

31 Sheldon Van der Linde , Shell BMW M4 DTM / RSA										theoretical besttime: 1:28.903								
Lap	Time	S1	V1	S2	V2	S3	V3	Vmax		Lap	Time	S1	V1	S2	V2	S3	V3	Vmax
1	2:37.349	0.000	188	42.988	200	34.145	217	200		8	1:29.438	28.019	213	33.467	223	27.952	220	223
2	1:40.420	30.557	204	37.707	215	32.156	223	215		9	1:40.436	28.485	210	37.401	157	34.550	186	157
3	1:32.892	29.439	208	34.479	219	28.974	217	219		10	1:47.101	32.167	151	40.957	216	33.977	226	216
4	1:36.372	29.009	208	34.171	220	33.192	220	220		11	1:29.352	28.350	213	33.117	222	27.885	221	222
5	1:30.483	28.604	212	33.759	221	28.120	220	221		12	1:30.564	29.319	213	33.088	223	28.157	220	223
6	1:29.819	28.293	213	33.400	223	28.126	221	223		13	1:28.983	28.099	213	33.025	222	27.859	220	222
7	1:32.252	28.092	213	33.551	222	30.609	228	222		14	2:09.769	37.936	147	44.463	157	0.000		157

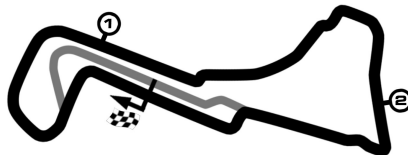
33 René Rast , Audi Sport RS 5 DTM / DEU										theoretical besttime: 1:28.979								
Lap	Time	S1	V1	S2	V2	S3	V3	Vmax		Lap	Time	S1	V1	S2	V2	S3	V3	Vmax
1	1:56.278	0.000	196	37.465	208	33.212	213	208		8	2:15.018	1:07.537	181	37.264	215	30.217	211	215
2	1:37.879	30.851	208	35.148	215	31.880	228	215		9	1:32.551	29.161	206	34.504	218	28.886	225	218
3	1:31.709	29.092	213	33.981	220	28.636	226	220		10	1:30.710	28.256	212	33.536	221	28.918	228	221
4	1:30.730	28.198	216	33.629	223	28.903	228	223		11	1:29.646	28.096	214	33.191	224	28.359	225	224
5	1:29.619	28.038	213	33.282	222	28.299	228	222		12	1:29.130	27.831	214	33.121	222	28.178	228	222
6	1:29.242	27.883	216	33.183	223	28.176	226	223		13	1:29.308	27.976	209	33.305	222	28.027	220	222
7	1:44.031	28.403	209	33.990	220	0.000		220		14	2:08.656	34.586	167	43.323	158	0.000		158

DTM Zolder 1

Circuit Zolder, length 4000 m

09. - 11.10.2020

DTM



DTM

Lap Analysis qualifying 2, 11.10.2020

-Reg.No.: C-Z-DTM-015

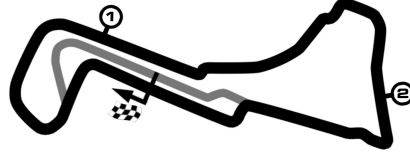
51 Nico Müller , Castrol EDGE Audi RS 5 DTM / CHE										theoretical besttime: 1:29.373							
Lap	Time	S1	V1	S2	V2	S3	V3	Vmax	Lap	Time	S1	V1	S2	V2	S3	V3	Vmax
1	2:16.189	0.000	181	39.848	199	38.745	223	199	8	3:14.868	2:02.692	198	37.154	211	35.022	226	211
2	1:33.956	29.716	206	34.864	217	29.376	225	217	9	1:30.730	28.681	210	33.631	221	28.418	226	221
3	1:32.426	29.431	212	34.244	220	28.751	228	220	10	1:29.630	28.058	214	33.376	221	28.196	226	221
4	1:30.794	28.349	212	33.925	220	28.520	228	220	11	1:31.953	28.152	213	34.089	194	29.712	228	194
5	1:30.264	28.413	210	33.623	221	28.228	228	221	12	1:29.494	27.873	213	33.374	222	28.247	221	222
6	1:29.857	28.355	209	33.304	221	28.198	221	221	13	1:59.136	33.863	184	38.316	178	0.000		178
7	1:46.027	28.473	213	33.832	219	0.000		219									

53 Jamie Green , Akrapovic Audi RS 5 DTM / GBR										theoretical besttime: 1:29.332							
Lap	Time	S1	V1	S2	V2	S3	V3	Vmax	Lap	Time	S1	V1	S2	V2	S3	V3	Vmax
1	1:54.419	0.000	194	39.151	208	32.027	215	208	8	1:36.392	29.033	208	34.937	187	32.422	228	187
2	1:34.507	30.281	210	34.860	219	29.366	218	219	9	1:34.527	28.421	213	33.668	221	32.438	228	221
3	1:31.836	28.994	209	33.974	222	28.868	221	222	10	1:29.484	28.051	214	33.233	222	28.200	221	222
4	1:30.572	28.588	212	33.523	222	28.461	220	222	11	1:30.182	28.223	213	33.238	223	28.721	228	223
5	1:30.033	28.506	213	33.223	221	28.304	221	221	12	1:29.336	28.055	210	33.168	221	28.113	220	221
6	1:43.458	28.106	214	33.257	222	0.000		222	13	1:48.088	28.239	207	33.460	221	0.000		221
7	2:18.332	1:06.194	201	37.191	214	34.947	226	214									

62 Ferdinand Habsburg , WRT Audi RS 5 DTM / AUT										theoretical besttime: 1:29.181							
Lap	Time	S1	V1	S2	V2	S3	V3	Vmax	Lap	Time	S1	V1	S2	V2	S3	V3	Vmax
1	2:19.552	0.000	192	39.654	197	39.447	210	197	8	2:16.556	1:09.014	198	37.240	206	30.302	211	206
2	1:36.100	30.568	205	35.330	216	30.202	228	216	9	1:35.427	29.715	206	35.259	219	30.453	225	219
3	1:31.949	29.431	214	33.935	221	28.583	225	221	10	1:32.017	28.310	211	33.651	220	0.000	228	220
4	1:30.087	28.350	213	33.341	223	28.396	226	223	11	1:29.908	28.318	213	33.379	223	28.211	228	223
5	1:32.182	28.018	212	33.940	211	0.000	228	211	12	1:29.269	27.827	213	33.429	223	28.013	221	223
6	1:30.489	27.988	213	33.636	219	28.865	225	219	13	2:40.557	40.752	133	1:01.258	91	0.000		91
7	1:46.925	28.780	210	34.763	219	0.000		219									

99 Mike Rockenfeller , Twin Busch Audi RS5 DTM / DEU										theoretical besttime: 1:29.315							
Lap	Time	S1	V1	S2	V2	S3	V3	Vmax	Lap	Time	S1	V1	S2	V2	S3	V3	Vmax
1	2:06.206	0.000	191	40.203	198	32.088	209	198	8	2:21.760	1:12.657	199	38.257	200	30.846	214	200
2	1:36.254	30.615	203	35.527	219	30.112	226	219	9	1:38.557	31.856	171	36.922	219	29.779	225	219
3	1:32.539	28.976	212	34.136	221	29.427	225	221	10	1:30.631	28.447	213	33.626	223	28.558	231	223
4	1:30.898	28.637	213	33.811	222	28.450	221	222	11	1:29.473	27.914	215	33.373	223	28.186	220	223
5	1:29.869	28.278	213	33.365	223	28.226	223	223	12	1:30.278	28.095	213	33.537	221	0.000	228	221
6	1:29.552	28.094	214	33.215	223	28.243	220	223	13	1:50.624	27.995	214	35.987	192	0.000		192
7	1:44.897	28.511	202	34.266	223	0.000		223									

DTM Zolder 1
Circuit Zolder, length 4000 m
09. - 11.10.2020
DTM



Best Sector Times qualifying 2

-Reg.No.: C-Z-DTM-015

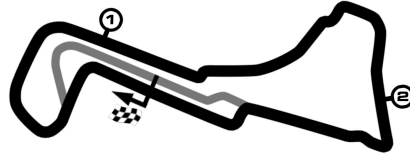
Pos.	sector 1			sector 2			sector 3			theoretical and best lap time				
	No	Driver	Time	No	Driver	Time	No	Driver	Time	No	Driver	theoretical	Best	Pos
1	16	Glock T.	27.774	16	Glock T.	32.902	31	Van der Linde S.	27.859	16	Glock T.	1:28.861	1:28.960	1
2	62	Habsburg F.	27.827	31	Van der Linde S.	33.025	62	Habsburg F.	28.013	31	Van der Linde S.	1:28.903	1:28.983	2
3	33	Rast R.	27.831	33	Rast R.	33.121	33	Rast R.	28.027	33	Rast R.	1:28.979	1:29.130	3
4	51	Müller N.	27.873	53	Green J.	33.168	4	Frijns R.	28.039	4	Frijns R.	1:29.175	1:29.564	8
5	99	Rockenfeller M.	27.914	4	Frijns R.	33.177	53	Green J.	28.113	62	Habsburg F.	1:29.181	1:29.269	4
6	4	Frijns R.	27.959	11	Wittmann M.	33.192	27	Aberdein J.	28.121	99	Rockenfeller M.	1:29.315	1:29.473	6
7	10	Newey H.	27.971	99	Rockenfeller M.	33.215	22	Auer L.	28.151	53	Green J.	1:29.332	1:29.336	5
8	31	Van der Linde S.	28.019	13	Scherer F.	33.296	16	Glock T.	28.185	51	Müller N.	1:29.373	1:29.494	7
9	28	Duval L.	28.021	51	Müller N.	33.304	99	Rockenfeller M.	28.186	27	Aberdein J.	1:29.716	1:29.761	9
10	53	Green J.	28.051	27	Aberdein J.	33.325	51	Müller N.	28.196	28	Duval L.	1:29.721	1:29.787	11
11	22	Auer L.	28.197	62	Habsburg F.	33.341	8	Kubica R.	28.209	11	Wittmann M.	1:29.765	1:29.765	10
12	11	Wittmann M.	28.247	8	Kubica R.	33.352	25	Eng P.	28.306	22	Auer L.	1:29.788	1:29.902	12
13	27	Aberdein J.	28.270	28	Duval L.	33.360	13	Scherer F.	28.319	10	Newey H.	1:29.915	1:30.095	14
14	25	Eng P.	28.317	10	Newey H.	33.418	11	Wittmann M.	28.326	8	Kubica R.	1:29.990	1:30.037	13
15	13	Scherer F.	28.391	22	Auer L.	33.440	28	Duval L.	28.340	13	Scherer F.	1:30.006	1:30.418	16
16	8	Kubica R.	28.429	25	Eng P.	33.446	10	Newey H.	28.526	25	Eng P.	1:30.069	1:30.228	15

DTM Zolder 1

Circuit Zolder, length 4000 m

09. - 11.10.2020

DTM



DTM

Topspeed qualifying 2, 11.10.2020

-Reg.No.: C-Z-DTM-015

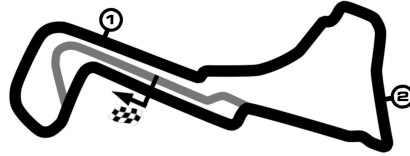
Car No.	Driver	Make	Speed km/h
11	Marco Wittmann	Schaeffler BMW M4 DTM	224
16	Timo Glock	iQOO BMW M4 DTM	224
33	René Rast	Audi Sport RS 5 DTM	224
62	Ferdinand Habsburg	WRT Audi RS 5 DTM	223
53	Jamie Green	Akrapovic Audi RS 5 DTM	223
31	Sheldon Van der Linde	Shell BMW M4 DTM	223
27	Jonathan Aberdein	CATL BMW M4 DTM	223
99	Mike Rockenfeller	Twin Busch Audi RS5 DTM	223
4	Robin Frijns	Aral Ultimate Audi RS 5 DTM	222
28	Loic Duval	BMC Air Filter Audi RS 5 DTM	222
51	Nico Müller	Castrol EDGE Audi RS 5 DTM	222
8	Robert Kubica	BMW M4 CLASS1	222
10	Harrison Newey	WRT Audi RS 5 DTM	222
13	Fabio Scherer	WRT Audi RS 5 DTM	222
22	Lucas Auer	BMW Bank M4 DTM	221
25	Philipp Eng	ZF BMW M4 DTM	221

DTM Zolder 1

Circuit Zolder, length 4000 m

09. - 11.10.2020


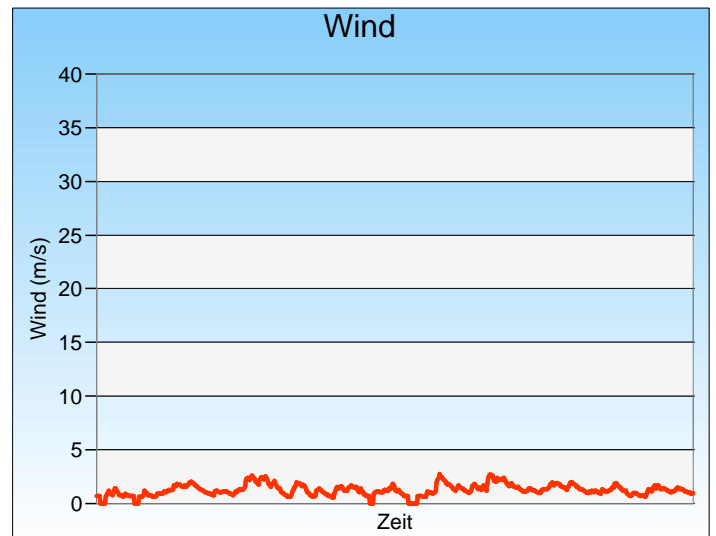
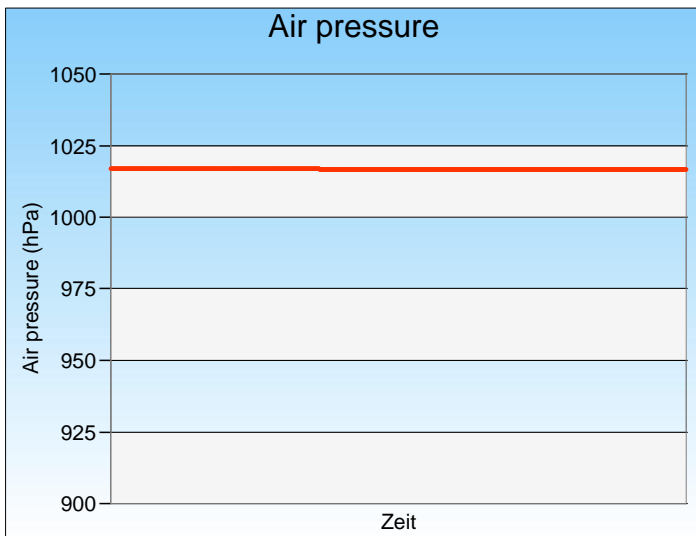
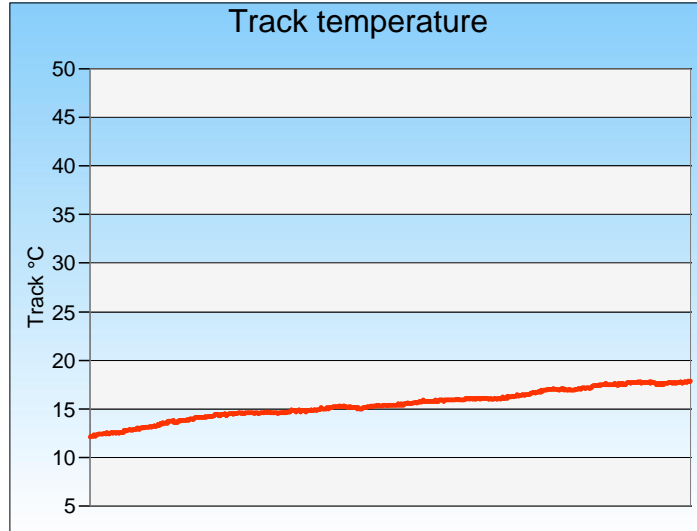
DTM



Weather qualifying 2

-Reg.No.: C-Z-DTM-015

11.10.2020, 10:40:00 - 11:00:00



Weather:

