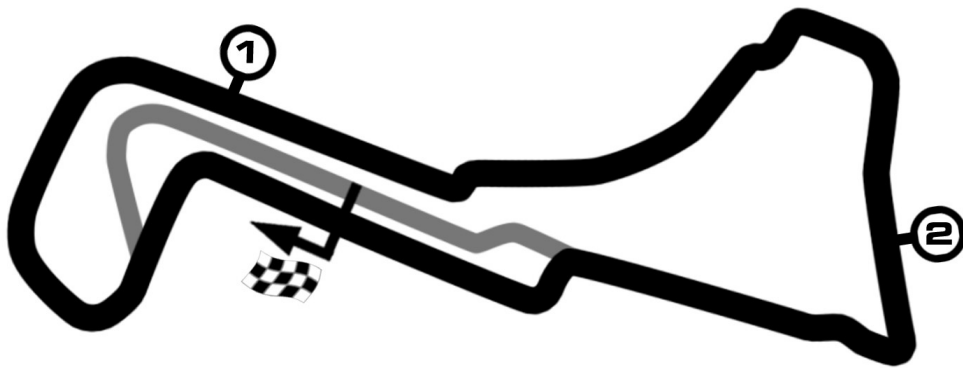


DTM

DTM Zolder 1

race 1



Circuit Zolder 4000 m

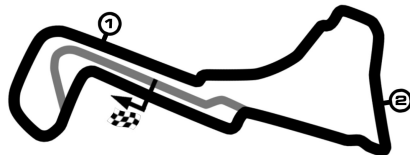
09. - 11.10.2020

DTM Zolder 1

Circuit Zolder, length 4000 m

09. - 11.10.2020

DTM



DTM

Result race 1, 10.10.2020

-Reg.No.: C-Z-DTM-015

Rk	No	DRIVER/ENTRANT	CAR	LAPS	TIME	GAP	INT	km/h	BEST	IN
1	33	René Rast (DEU) Audi Sport Team Rosberg	Audi Sport RS 5 DTM	41	56:57.127			172.777	1:20.815	8
2	4	Robin Frijns (NLD) Audi Sport Team Abt Sportsline	Aral Ultimate Audi RS 5 DTM	41	57:15.982	18.855	18.855	171.829	1:20.973	4
3	51	Nico Müller (CHE) Audi Sport Team Abt Sportsline	Castrol EDGE Audi RS 5 DTM	41	57:22.703	25.576	6.721	171.493	1:20.904	15
4	16	Timo Glock (DEU) BMW Team RMG	iQOO BMW M4 DTM	41	57:35.640	38.513	12.937	170.851	1:21.067	16
5	10	Harrison Newey (GBR) WRT Team Audi Sport	WRT Audi RS 5 DTM	41	57:36.198	39.071	0.558	170.824	1:21.108	16
6	31	Sheldon Van der Linde (RSA) BMW Team RBM	Shell BMW M4 DTM	41	57:40.812	43.685	4.614	170.596	1:21.391	20
7	62	Ferdinand Habsburg (AUT) WRT Team Audi Sport	WRT Audi RS 5 DTM	41	57:42.053	44.926	1.241	170.535	1:21.519	16
8	99	Mike Rockenfeller (DEU) Audi Sport Team Phoenix	Twin Busch Audi RS5 DTM	41	57:42.598	45.471	0.545	170.508	1:21.373	5
9	25	Philipp Eng (AUT) BMW Team RBM	ZF BMW M4 DTM	41	57:45.607	48.480	3.009	170.360	1:21.686	16
10	28	Loic Duval (FRA) Audi Sport Team Phoenix	BMC Air Filter Audi RS 5 DTM	41	58:00.834	1:03.707	15.227	169.615	1:21.681	13
11	27	Jonathan Aberdein (RSA) BMW Team RMR	CATL BMW M4 DTM	41	58:02.349	1:05.222	1.515	169.541	1:21.668	13
12	22	Lucas Auer (AUT) BMW Team RMR	BMW Bank M4 DTM	41	58:03.332	1:06.205	0.983	169.493	1:21.831	18
13	13	Fabio Scherer (CHE) WRT Team Audi Sport	WRT Audi RS 5 DTM	41	58:09.283	1:12.156	5.951	169.204	1:21.609	10
14	8	Robert Kubica (POL) ORLEN Team ART (ART Grand Pr	BMW M4 CLASS1	40	57:19.711	1 Runde	1 Runde	167.456	1:21.412	32
15	11	Marco Wittmann (DEU) BMW Team RMG	Schaeffler BMW M4 DTM	34	48:32.380	7 Runden	6 Runden	168.110	1:20.900	15
NOT CLASSIFIED										
	53	Jamie Green (GBR) Audi Sport Team Rosberg	Akrapovic Audi RS 5 DTM	29	41:24.982	12 Runden		168.050	1:21.139	12

fastest lap: 33 Rast René 1:20.815 = 178.185 km/h at lap 8

Issued:

Clerk of the Course:

Timekeeper:

Subject to final scrutineering !





Lapchart: DTM race 1

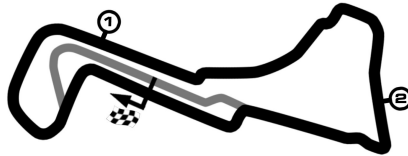
POS	1	2	3	4	5	6	7	8	9	10	11	12	13	14	15	16
LAP 1	33	4	99	16	10	51	11	62	25	22	28	27	31	53	8	13
LAP 2	33	4	16	99	10	51	11	62	25	22	28	31	27	53	8	13
LAP 3	33	4	16	99	10	51	11	62	25	22	28	31	27	53	8	13
LAP 4	33	4	16	99	10	51	11	62	25	22	28	31	27	53	8	13
LAP 5	33	4	16	99	10	51	11	62	25	22	28	31	53	8	13	27.
LAP 6	33	4	16	99	10	51	11	62	25	22	28	31	53	8	13	27
LAP 7	33	4	16	99	10	51	11	62	25	22	31	53	8	13	28.	27
LAP 8	33	4	16	99	10	51	11	62	25	22	31	53	13	8.	28	27
LAP 9	33	4	16	99	10	51	11	62	25	31	22	13	53.	8	28	27
LAP 10	33	4	16	99	10	62	25	31	22	13	51.	11.	53	8	28	27
LAP 11	33	4	99	10	31	22	16.	13	62.	25.	51	11	53	8	28	27
LAP 12	33	4	31	13	99.	10.	22.	16	51	11	62	25	53	8	28	27
LAP 13	33	4	31	13	16	51	11	10	62	25	53	22	8	28	27	99
LAP 14	33	4	31	13.	16	51	11	10	62	25	53	22	8	28	27	99
LAP 15	33	4	31	16	51	11	10	62	53	25	22	8	28	27	99	13
LAP 16	33	4	31	16	51	11	10	62	53	25	22	8	28	27	99	13
LAP 17	33	4.	31.	16	51	11	10	62	53	25	22	8	28	27	99	13
LAP 18	33.	16	4	51	11	10	62	53	25	31	22	8	28	27	99	13
LAP 19	33	16	4	51	11	10	62	53	25	31	22	8	28	27	99	13
LAP 20	33	16	4	51	11	10	62	53	25	31	22	8	28	27	99	13
LAP 21	33	16	4	51	11	10	62	53	25	31	22	8	28	99	27	13
LAP 22	33	16	4	51	11	10	62	53	25	31	22	8	99	28	27	13
LAP 23	33	16	4	51	11	10	62	53	25	31	22	8	99	28	27	13
LAP 24	33	4	16	51	11	10	62	25	53	31	22	8	99	28	13	27
LAP 25	33	4	16	51	11	10	62	25	31	53	22	99	8	13	28	27
LAP 26	33	4	16	51	11	10	62	31	25	53	22	99	8	13	28	27
LAP 27	33	4	16	51	11	10	62	31	25	53	22	99	8	13	28	27
LAP 28	33	4	16	51	11	10	62	31	25	53	22	99	13	28	27	8.
LAP 29	33	4	16	51	11	10	62	31	25	22	99	13	28	27	53.	8
LAP 30	33	4	16	51	11	10	62	31	25	22	99	13	28	27	8	
LAP 31	33	4	51	16	11	10	31	62	25	99	22	13	28	27	8	
LAP 32	33	4	51	16	11	10	31	62	25	99	22	13	28	27	8	
LAP 33	33	4	51	16	10	11	31	62	25	99	22	13	28	27	8	
LAP 34	33	4	51	16	10	31	62	25	99	22	13	28	27	11.	8	
LAP 35	33	4	51	16	10	31	62	25	99	22	28	13	27	8		
LAP 36	33	4	51	16	10	31	62	25	99	22	28	27	13	8		
LAP 37	33	4	51	16	10	31	62	25	99	22	28	27	13	8		
LAP 38	33	4	51	16	10	31	62	25	99	22	28	27	13	8		
LAP 39	33	4	51	16	10	31	62	99	25	28	22	27	13	8		
LAP 40	33	4	51	16	10	31	62	99	25	28	22	27	13	8		
LAP 41	33	4	51	16	10	31	62	99	25	28	27	22	13			

DTM Zolder 1

Circuit Zolder, length 4000 m

09. - 11.10.2020

DTM



Lap by Lap race 1, 10.10.2020

-Reg.No.: C-Z-DTM-015

4 Robin Frijns , Aral Ultimate Audi RS 5 DTM / NLD															
1	1:29.765	2	1:22.320	3	1:21.178	4	1:20.973	5	1:21.437	6	1:21.428	7	1:21.376	8	1:21.028
9	1:21.658	10	1:21.408	11	1:21.727	12	1:22.114	13	1:22.642	14	1:22.770	15	1:22.765	16	1:22.946
pit	1:36.785	18	1:59.974	19	1:22.519	20	1:21.469	21	1:21.594	22	1:21.380	23	1:23.218	24	1:22.371
25	1:22.340	26	1:22.553	27	1:22.713	28	1:22.944	29	1:22.759	30	1:22.975	31	1:23.023	32	1:23.233
33	1:23.226	34	1:22.346	35	1:22.562	36	1:22.644	37	1:22.642	38	1:22.859	39	1:23.075	40	1:23.267
41	1:23.976														

8 Robert Kubica , BMW M4 CLASS1 / POL															
1	1:36.865	2	1:24.667	3	1:23.704	4	1:22.380	5	1:22.641	6	1:21.969	7	1:21.889	pit	1:36.709
9	1:59.846	10	1:23.456	11	1:22.516	12	1:21.991	13	1:21.691	14	1:21.712	15	1:21.997	16	1:22.349
17	1:22.768	18	1:22.739	19	1:22.865	20	1:23.072	21	1:23.153	22	1:23.602	23	1:24.022	24	1:24.109
25	1:25.702	26	1:24.922	27	1:24.982	pit	1:38.900	29	2:02.541	30	1:22.965	31	1:21.908	32	1:21.412
33	1:22.052	34	1:22.240	35	1:22.695	36	1:22.660	37	1:23.039	38	1:23.136	39	1:23.749	40	1:24.096

10 Harrison Newey , WRT Audi RS 5 DTM / GBR															
1	1:31.895	2	1:24.162	3	1:22.703	4	1:21.967	5	1:21.701	6	1:21.975	7	1:21.845	8	1:21.694
9	1:21.520	10	1:22.177	11	1:22.024	pit	1:36.748	13	2:02.150	14	1:22.361	15	1:22.057	16	1:21.108
17	1:21.108	18	1:21.289	19	1:21.389	20	1:21.626	21	1:21.494	22	1:22.117	23	1:22.243	24	1:22.350
25	1:22.614	26	1:23.081	27	1:23.690	28	1:23.734	29	1:24.585	30	1:24.237	31	1:24.534	32	1:24.752
33	1:25.389	34	1:24.275	35	1:23.514	36	1:23.183	37	1:23.730	38	1:23.468	39	1:23.265	40	1:23.187
41	1:23.257														

11 Marco Wittmann , Schaeffler BMW M4 DTM / DEU															
1	1:32.807	2	1:24.081	3	1:22.751	4	1:22.136	5	1:21.697	6	1:22.027	7	1:21.699	8	1:21.801
9	1:21.667	pit	1:36.452	11	1:58.302	12	1:22.453	13	1:22.536	14	1:20.920	15	1:20.900	16	1:20.913
17	1:21.131	18	1:21.174	19	1:22.217	20	1:22.205	21	1:22.319	22	1:22.377	23	1:22.826	24	1:22.802
25	1:23.268	26	1:23.532	27	1:23.522	28	1:23.830	29	1:24.521	30	1:24.336	31	1:24.400	32	1:25.010
33	1:26.441	pit	2:03.327												

13 Fabio Scherer , WRT Audi RS 5 DTM / CHE															
1	1:37.596	2	1:24.896	3	1:23.621	4	1:22.493	5	1:22.347	6	1:22.149	7	1:21.917	8	1:22.729
9	1:22.188	10	1:21.609	11	1:22.157	12	1:22.353	13	1:22.377	pit	1:38.732	15	2:07.239	16	1:24.646
17	1:23.009	18	1:22.309	19	1:22.214	20	1:21.997	21	1:21.994	22	1:22.094	23	1:22.607	24	1:23.865
25	1:23.737	26	1:23.123	27	1:22.963	28	1:24.243	29	1:24.468	30	1:24.167	31	1:23.562	32	1:23.669
33	1:23.454	34	1:23.964	35	1:26.401	36	1:25.334	37	1:24.376	38	1:24.001	39	1:24.111	40	1:24.318
41	1:24.254														

16 Timo Glock , iQOO BMW M4 DTM / DEU															
1	1:31.165	2	1:23.368	3	1:22.035	4	1:21.521	5	1:21.414	6	1:21.450	7	1:21.480	8	1:21.255
9	1:21.376	10	1:21.898	pit	1:36.034	12	1:58.046	13	1:22.524	14	1:22.237	15	1:21.345	16	1:21.067
17	1:21.171	18	1:23.061	19	1:22.016	20	1:22.064	21	1:22.402	22	1:22.083	23	1:23.247	24	1:24.165
25	1:23.124	26	1:23.780	27	1:23.609	28	1:24.219	29	1:24.471	30	1:24.434	31	1:25.143	32	1:24.833
33	1:24.519	34	1:23.942	35	1:24.359	36	1:23.729	37	1:23.651	38	1:23.676	39	1:23.415	40	1:23.065
41	1:23.247														

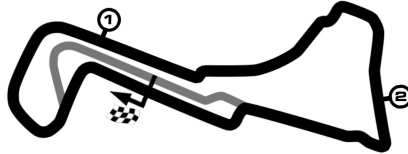
22 Lucas Auer , BMW Bank M4 DTM / AUT															
1	1:34.286	2	1:23.855	3	1:22.637	4	1:22.422	5	1:22.253	6	1:21.876	7	1:21.872	8	1:22.041
9	1:22.724	10	1:22.946	11	1:22.796	pit	1:37.374	13	2:00.237	14	1:22.137	15	1:22.457	16	1:22.059
17	1:21.901	18	1:21.831	19	1:22.559	20	1:22.586	21	1:22.724	22	1:23.015	23	1:23.247	24	1:23.000

DTM Zolder 1

Circuit Zolder, length 4000 m

09. - 11.10.2020

DTM



Lap by Lap race 1, 10.10.2020

-Reg.No.: C-Z-DTM-015

25	1:23.354	26	1:23.911	27	1:24.326	28	1:24.108	29	1:24.638	30	1:24.603	31	1:25.102	32	1:25.078
33	1:25.149	34	1:25.408	35	1:24.438	36	1:24.580	37	1:24.511	38	1:24.392	39	1:25.956	40	1:24.198
41	1:24.745														

25 Philipp Eng , ZF BMW M4 DTM / AUT															
1	1:33.873	2	1:23.779	3	1:22.785	4	1:22.524	5	1:21.936	6	1:21.712	7	1:21.761	8	1:21.834
9	1:22.113	10	1:22.224	pit	1:35.712	12	2:00.790	13	1:22.983	14	1:21.852	15	1:22.773	16	1:21.686
17	1:21.879	18	1:22.585	19	1:21.840	20	1:22.593	21	1:22.432	22	1:22.301	23	1:22.759	24	1:23.036
25	1:23.270	26	1:25.923	27	1:24.104	28	1:23.610	29	1:23.559	30	1:23.902	31	1:23.545	32	1:23.699
33	1:24.060	34	1:23.837	35	1:23.781	36	1:23.420	37	1:23.366	38	1:24.098	39	1:24.777	40	1:23.571
41	1:23.323														

27 Jonathan Aberdein , CATL BMW M4 DTM / RSA															
1	1:35.241	2	1:25.261	3	1:23.724	4	1:21.941	pit	1:37.099	6	2:01.508	7	1:22.620	8	1:23.184
9	1:22.631	10	1:21.701	11	1:22.638	12	1:21.935	13	1:21.688	14	1:21.958	15	1:22.431	16	1:22.094
17	1:22.732	18	1:22.821	19	1:23.268	20	1:23.581	21	1:25.648	22	1:24.677	23	1:24.206	24	1:25.841
25	1:24.475	26	1:23.741	27	1:24.433	28	1:23.969	29	1:24.131	30	1:23.371	31	1:23.431	32	1:23.379
33	1:23.318	34	1:23.476	35	1:24.971	36	1:24.479	37	1:23.132	38	1:22.409	39	1:22.837	40	1:22.978
41	1:23.411														

28 Loic Duval , BMC Air Filter Audi RS 5 DTM / FRA															
1	1:34.827	2	1:23.639	3	1:22.812	4	1:22.480	5	1:22.115	6	1:21.952	pit	1:36.221	8	2:06.216
9	1:22.356	10	1:21.706	11	1:22.595	12	1:21.944	13	1:21.681	14	1:21.986	15	1:22.071	16	1:22.186
17	1:22.721	18	1:23.086	19	1:23.463	20	1:23.596	21	1:24.552	22	1:25.354	23	1:24.214	24	1:24.680
25	1:24.769	26	1:24.682	27	1:24.770	28	1:24.178	29	1:23.919	30	1:23.515	31	1:23.313	32	1:23.001
33	1:23.149	34	1:23.540	35	1:23.023	36	1:22.827	37	1:22.709	38	1:23.039	39	1:25.181	40	1:22.900
41	1:23.866														

31 Sheldon Van der Linde , Shell BMW M4 DTM / RSA															
1	1:35.694	2	1:24.216	3	1:22.500	4	1:22.188	5	1:22.002	6	1:21.839	7	1:21.629	8	1:21.610
9	1:21.947	10	1:21.774	11	1:22.122	12	1:22.228	13	1:22.521	14	1:23.078	15	1:22.978	16	1:23.166
pit	1:36.977	18	1:59.060	19	1:22.276	20	1:21.391	21	1:21.864	22	1:21.546	23	1:22.343	24	1:24.149
25	1:22.569	26	1:22.156	27	1:22.380	28	1:22.805	29	1:23.187	30	1:24.094	31	1:24.537	32	1:23.330
33	1:23.862	34	1:23.795	35	1:23.522	36	1:23.682	37	1:23.666	38	1:24.140	39	1:24.438	40	1:24.000
41	1:23.551														

33 René Rast , Audi Sport RS 5 DTM / DEU															
1	1:29.219	2	1:22.063	3	1:21.258	4	1:21.336	5	1:21.137	6	1:21.166	7	1:21.303	8	1:20.815
9	1:21.152	10	1:21.678	11	1:21.734	12	1:21.697	13	1:21.881	14	1:21.986	15	1:22.443	16	1:22.298
17	1:22.061	pit	1:36.011	19	1:59.186	20	1:22.947	21	1:21.548	22	1:21.256	23	1:21.203	24	1:21.403
25	1:21.628	26	1:21.986	27	1:21.766	28	1:22.088	29	1:21.882	30	1:21.886	31	1:22.065	32	1:22.147
33	1:22.242	34	1:22.240	35	1:22.375	36	1:22.828	37	1:22.783	38	1:22.818	39	1:22.886	40	1:22.641
41	1:22.085														

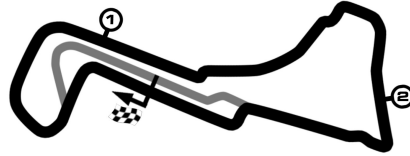
51 Nico Müller , Castrol EDGE Audi RS 5 DTM / CHE															
1	1:32.446	2	1:23.944	3	1:22.816	4	1:21.906	5	1:21.561	6	1:22.236	7	1:21.884	8	1:21.673
9	1:21.650	pit	1:36.265	11	1:57.631	12	1:21.890	13	1:21.255	14	1:21.466	15	1:20.904	16	1:21.030
17	1:21.243	18	1:22.730	19	1:22.794	20	1:22.154	21	1:22.123	22	1:22.413	23	1:22.752	24	1:23.032
25	1:23.128	26	1:23.372	27	1:23.573	28	1:24.011	29	1:24.583	30	1:24.128	31	1:24.414	32	1:23.567
33	1:23.332	34	1:23.189	35	1:22.956	36	1:22.904	37	1:22.458	38	1:22.128	39	1:21.800	40	1:21.757

DTM Zolder 1

Circuit Zolder, length 4000 m

09. - 11.10.2020

DTM



Lap Analysis race 1, 10.10.2020

-Reg.No.: C-Z-DTM-015

4 Robin Frijns , Aral Ultimate Audi RS 5 DTM / NLD									theoretical besttime: 1:20.814								
Lap	Time	S1	V1	S2	V2	S3	V3	Vmax	Lap	Time	S1	V1	S2	V2	S3	V3	Vmax
1	1:29.765	32.146	216	31.123	226	26.496	217	226	22	1:21.380	25.575	225	29.972	227	25.833	229	227
2	1:22.320	26.171	223	30.255	228	25.894	218	228	23	1:23.218	25.961	221	30.466	227	26.791	231	227
3	1:21.178	25.496	224	29.824	229	25.858	217	229	24	1:22.371	26.133	221	30.125	227	26.113	218	227
4	1:20.973	25.564	226	29.800	228	25.609	225	228	25	1:22.340	25.854	222	30.435	226	26.051	218	226
5	1:21.437	25.765	222	29.758	230	25.914	220	230	26	1:22.553	26.012	220	30.388	226	26.153	218	226
6	1:21.428	25.565	224	29.848	229	26.015	218	229	27	1:22.713	26.211	220	30.358	228	26.144	218	228
7	1:21.376	25.624	223	29.943	227	25.809	217	227	28	1:22.944	26.132	221	30.527	228	26.285	225	228
8	1:21.028	25.506	225	29.751	228	25.771	218	228	29	1:22.759	26.109	221	30.483	226	26.167	223	226
9	1:21.658	25.511	223	29.888	228	26.259	214	228	30	1:22.975	26.146	221	30.473	225	26.356	223	225
10	1:21.408	25.605	225	29.944	228	25.859	221	228	31	1:23.023	26.167	220	30.621	226	26.235	218	226
11	1:21.727	25.454	223	30.179	227	26.094	220	227	32	1:23.233	26.219	217	30.702	225	26.312	221	225
12	1:22.114	25.729	220	30.223	227	26.162	217	227	33	1:23.226	26.183	223	30.696	226	26.347	218	226
13	1:22.642	25.850	221	30.346	226	26.446	218	226	34	1:22.346	25.936	223	30.378	226	26.032	226	226
14	1:22.770	25.963	221	30.461	227	26.346	226	227	35	1:22.562	25.857	223	30.526	226	26.179	228	226
15	1:22.765	25.958	220	30.500	226	26.307	226	226	36	1:22.644	25.902	222	30.559	225	26.183	231	225
16	1:22.946	26.011	220	30.494	226	26.441	217	226	37	1:22.642	25.901	222	30.449	226	26.292	218	226
17	1:36.785	26.170	223	30.390	226	0.000		226	38	1:22.859	26.155	220	30.516	226	26.188	223	226
18	1:59.974	1:00.906	218	32.472	227	26.596	226	227	39	1:23.075	26.307	221	30.548	225	26.220	221	225
19	1:22.519	26.092	223	30.400	226	26.027	225	226	40	1:23.267	26.279	220	30.628	225	26.360	223	225
20	1:21.469	25.539	225	30.005	227	25.925	221	227	41	1:23.976	26.397	218	30.831	225	26.748	207	225
21	1:21.594	25.547	223	30.046	227	26.001	220	227									

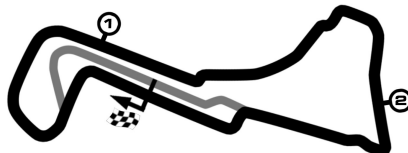
8 Robert Kubica , BMW M4 CLASS1 / POL									theoretical besttime: 1:21.380								
Lap	Time	S1	V1	S2	V2	S3	V3	Vmax	Lap	Time	S1	V1	S2	V2	S3	V3	Vmax
1	1:36.865	35.713	214	33.518	226	27.634	217	226	21	1:23.153	26.145	221	30.578	228	26.430	218	228
2	1:24.667	26.723	221	31.120	229	26.824	218	229	22	1:23.602	26.341	219	30.680	227	26.581	217	227
3	1:23.704	26.441	223	30.860	231	26.403	226	231	23	1:24.022	26.362	220	30.885	228	26.775	217	228
4	1:22.380	25.931	225	30.372	229	26.077	221	229	24	1:24.109	26.526	218	30.843	227	26.740	221	227
5	1:22.641	26.135	222	30.343	230	26.163	217	230	25	1:25.702	26.567	219	32.303	226	26.832	218	226
6	1:21.969	25.809	226	30.074	229	26.086	225	229	26	1:24.922	26.944	217	31.104	226	26.874	217	226
7	1:21.889	25.833	226	30.092	228	25.964	225	228	27	1:24.982	26.886	214	31.234	227	26.862	217	227
8	1:36.709	25.811	223	30.616	228	0.000		228	28	1:38.900	26.842	215	31.249	226	0.000		226
9	1:59.846	1:00.793	213	32.282	225	26.771	225	225	29	2:02.541	1:03.591	211	32.051	224	26.899	226	224
10	1:23.456	26.461	221	30.666	228	26.329	223	228	30	1:22.965	26.324	223	30.562	229	26.079	226	229
11	1:22.516	26.201	223	30.306	229	26.009	221	229	31	1:21.908	25.827	223	30.145	230	25.936	221	230
12	1:21.991	25.838	225	30.186	229	25.967	226	229	32	1:21.412	25.647	225	30.038	229	25.727	225	229
13	1:21.691	25.624	223	30.155	229	25.912	223	229	33	1:22.052	25.836	223	30.241	229	25.975	226	229
14	1:21.712	25.767	223	30.029	230	25.916	223	230	34	1:22.240	25.864	223	30.340	229	26.036	221	229
15	1:21.997	25.810	224	30.103	230	26.084	221	230	35	1:22.695	26.079	221	30.367	229	26.249	218	229
16	1:22.349	25.985	220	30.270	229	26.094	218	229	36	1:22.660	26.298	220	30.367	229	25.995	226	229
17	1:22.768	25.961	220	30.542	229	26.265	225	229	37	1:23.039	26.169	219	30.544	229	26.326	226	229
18	1:22.739	26.030	220	30.381	228	26.328	218	228	38	1:23.136	26.217	219	30.529	229	26.390	217	229
19	1:22.865	26.170	220	30.450	228	26.245	218	228	39	1:23.749	26.410	216	30.822	227	26.517	223	227
20	1:23.072	26.138	221	30.480	228	26.454	217	228	40	1:24.096	26.620	214	31.068	228	26.408	218	228

DTM Zolder 1

Circuit Zolder, length 4000 m

09. - 11.10.2020

DTM



Lap Analysis race 1, 10.10.2020

-Reg.No.: C-Z-DTM-015

10 Harrison Newey , WRT Audi RS 5 DTM / GBR

theoretical besttime: 1:20.825

Lap	Time	S1	V1	S2	V2	S3	V3	Vmax	Lap	Time	S1	V1	S2	V2	S3	V3	Vmax
1	1:31.895	33.122	219	31.757	227	27.016	218	227	22	1:22.117	25.671	223	30.209	229	26.237	220	229
2	1:24.162	26.245	222	31.044	228	26.873	220	228	23	1:22.243	25.766	221	30.155	229	26.322	220	229
3	1:22.703	25.938	220	30.644	231	26.121	226	231	24	1:22.350	25.775	221	30.316	227	26.259	220	227
4	1:21.967	25.675	221	30.148	230	26.144	220	230	25	1:22.614	25.747	220	30.496	228	26.371	221	228
5	1:21.701	25.644	225	30.004	230	26.053	218	230	26	1:23.081	25.971	223	30.633	229	26.477	225	229
6	1:21.975	25.983	223	30.229	230	25.763	223	230	27	1:23.690	26.347	219	30.809	228	26.534	220	228
7	1:21.845	25.553	224	30.156	229	26.136	220	229	28	1:23.734	26.260	221	30.861	229	26.613	225	229
8	1:21.694	25.574	220	30.115	228	26.005	218	228	29	1:24.585	26.474	218	31.179	228	26.932	223	228
9	1:21.520	25.460	223	30.020	229	26.040	218	229	30	1:24.237	26.553	218	31.139	228	26.545	223	228
10	1:22.177	25.492	223	30.376	229	26.309	220	229	31	1:24.534	26.654	218	31.161	226	26.719	221	226
11	1:22.024	25.585	223	30.320	228	26.119	218	228	32	1:24.752	26.716	220	31.186	228	26.850	221	228
12	1:36.748	25.870	223	30.445	227	0.000		227	33	1:25.389	26.618	224	31.949	230	26.822	217	230
13	2:02.150	1:02.188	207	32.803	218	27.159	228	218	34	1:24.275	26.678	206	31.075	226	26.522	221	226
14	1:22.361	26.128	224	30.272	230	25.961	225	230	35	1:23.514	26.410	218	30.745	226	26.359	223	226
15	1:22.057	25.703	219	30.243	230	26.111	218	230	36	1:23.183	26.346	219	30.634		26.203	229	
16	1:21.108	25.656	225	29.860	230	25.592	221	230	37	1:23.730	26.282	219	30.735	226	26.713	223	226
17	1:21.108	25.432	226	29.954	230	25.722	229	230	38	1:23.468	26.323	219	30.839	227	26.306	225	227
18	1:21.289	25.373	224	29.943	230	25.973	220	230	39	1:23.265	26.384	220	30.541	227	26.340	225	227
19	1:21.389	25.393	225	29.964	230	26.032	220	230	40	1:23.187	26.255	221	30.572	227	26.360	225	227
20	1:21.626	25.543	225	30.115	230	25.968	220	230	41	1:23.257	26.239	220	30.628	227	26.390	223	227
21	1:21.494	25.545	221	30.019	230	25.930	220	230									

11 Marco Wittmann , Schaeffler BMW M4 DTM / DEU

theoretical besttime: 1:20.771

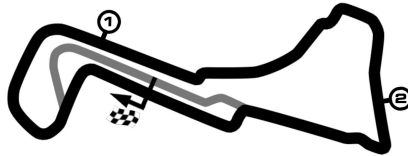
Lap	Time	S1	V1	S2	V2	S3	V3	Vmax	Lap	Time	S1	V1	S2	V2	S3	V3	Vmax
1	1:32.807	33.688	218	31.985	230	27.134	220	230	18	1:21.174	25.466	226	29.920	231	25.788	225	231
2	1:24.081	26.374	222	31.086	232	26.621	223	232	19	1:22.217	25.798	225	30.372	231	26.047	225	231
3	1:22.751	25.878	226	30.609	233	26.264	221	233	20	1:22.205	25.849	223	30.273	230	26.083	221	230
4	1:22.136	25.694	225	30.272	232	26.170	221	232	21	1:22.319	25.825	222	30.385	230	26.109	221	230
5	1:21.697	25.545	225	30.094	232	26.058	221	232	22	1:22.377	25.792	221	30.280	229	26.305	220	229
6	1:22.027	25.693	222	30.338	232	25.996	221	232	23	1:22.826	25.866	221	30.519	230	26.441	220	230
7	1:21.699	25.545	225	30.181	231	25.973	221	231	24	1:22.802	26.052	221	30.374	229	26.376	225	229
8	1:21.801	25.592	225	30.155	231	26.054	221	231	25	1:23.268	26.144	220	30.638	228	26.486	221	228
9	1:21.667	25.668	223	30.146	231	25.853	221	231	26	1:23.532	26.319	218	30.750	229	26.463	221	229
10	1:36.452	25.631	225	30.149	230	0.000		230	27	1:23.522	26.401	219	30.772	229	26.349	229	229
11	1:58.302	1:00.738	215	31.321	228	26.243	220	228	28	1:23.830	26.359	220	30.825	229	26.646	225	229
12	1:22.453	26.094	224	30.705	231	25.654	225	231	29	1:24.521	26.640	219	31.108	228	26.773	225	228
13	1:22.536	25.606	226	31.339	226	25.591	225	226	30	1:24.336	26.579	217	31.061	228	26.696	225	228
14	1:20.920	25.493	226	29.832	231	25.595	225	231	31	1:24.400	26.699	217	31.066	227	26.635	225	227
15	1:20.900	25.414	226	29.961	231	25.525	225	231	32	1:25.010	27.027	214	31.175	228	26.808	225	228
16	1:20.913	25.423	226	29.860	231	25.630	225	231	33	1:26.441	26.826	220	31.915	227	27.700	223	227
17	1:21.131	25.507	226	29.931	231	25.693	225	231	34	2:03.327	26.638	217	34.416	145	0.000		145

DTM Zolder 1

Circuit Zolder, length 4000 m

09. - 11.10.2020

DTM



Lap Analysis race 1, 10.10.2020

-Reg.No.: C-Z-DTM-015

13 Fabio Scherer , WRT Audi RS 5 DTM / CHE

theoretical besttime: 1:21.509

Lap	Time	S1	V1	S2	V2	S3	V3	Vmax	Lap	Time	S1	V1	S2	V2	S3	V3	Vmax
1	1:37.596	35.849	213	33.813	225	27.934	215	225	22	1:22.094	25.684	222	30.192	227	26.218	220	227
2	1:24.896	26.627	220	31.240	229	27.029	218	229	23	1:22.607	25.791	219	30.581	229	26.235	217	229
3	1:23.621	26.285	220	30.879	228	26.457	218	228	24	1:23.865	26.043	221	31.604	226	26.218	223	226
4	1:22.493	25.841	222	30.391	229	26.261	217	229	25	1:23.737	26.323	219	30.707	227	26.707	223	227
5	1:22.347	25.923	220	30.236	230	26.188	217	230	26	1:23.123	26.027	219	30.794	225	26.302	221	225
6	1:22.149	25.739	223	30.277	229	26.133	218	229	27	1:22.963	26.163	217	30.549	229	26.251	218	229
7	1:21.917	25.735	221	30.139	229	26.043	220	229	28	1:24.243	26.395	219	31.250	227	26.598	223	227
8	1:22.729	25.640	223	30.242	229	26.847	215	229	29	1:24.468	26.318	215	31.346	226	26.804	221	226
9	1:22.188	25.877	224	30.489	228	25.822	223	228	30	1:24.167	26.405	216	31.281	225	26.481	218	225
10	1:21.609	25.548	224	30.139	228	25.922	223	228	31	1:23.562	26.388	220	30.663	226	26.511	220	226
11	1:22.157	25.763	223	30.335	227	26.059	223	227	32	1:23.669	26.452	218	30.805	226	26.412	221	226
12	1:22.353	25.850	222	30.455	228	26.048	220	228	33	1:23.454	26.253	219	30.737	226	26.464	223	226
13	1:22.377	25.777	223	30.350	227	26.250	221	227	34	1:23.964	26.310	219	31.155	226	26.499	221	226
14	1:38.732	25.957	223	32.066	227	0.000		227	35	1:26.401	27.163	185	32.400	225	26.838	220	225
15	2:07.239	1:04.938	210	33.608	219	28.693	215	219	36	1:25.334	26.687	217	31.230	225	27.417	221	225
16	1:24.646	27.064	218	31.118	228	26.464	218	228	37	1:24.376	26.750	218	31.083	225	26.543	223	225
17	1:23.009	26.111	217	30.563	227	26.335	218	227	38	1:24.001	26.437	219	30.925	227	26.639	221	227
18	1:22.309	25.840	221	30.322	228	26.147	218	228	39	1:24.111	26.441	217	30.993	225	26.677	220	225
19	1:22.214	25.895	221	30.170	228	26.149	217	228	40	1:24.318	26.662	217	30.921	225	26.735	221	225
20	1:21.997	25.773	222	30.225	229	25.999	218	229	41	1:24.254	26.586	216	31.149	226	26.519	223	226
21	1:21.994	25.578	222	30.191	229	26.225	218	229									

16 Timo Glock , iQOO BMW M4 DTM / DEU

theoretical besttime: 1:21.007

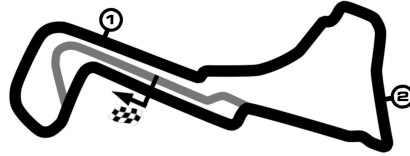
Lap	Time	S1	V1	S2	V2	S3	V3	Vmax	Lap	Time	S1	V1	S2	V2	S3	V3	Vmax
1	1:31.165	32.622	219	31.717	229	26.826	218	229	22	1:22.083	25.631	224	30.469	226	25.983	221	226
2	1:23.368	26.230	225	31.102	229	26.036	225	229	23	1:23.247	25.769	221	30.768	227	26.710	218	227
3	1:22.035	25.793	223	30.324	229	25.918	221	229	24	1:24.165	26.792	219	30.880	226	26.493	220	226
4	1:21.521	25.510	225	30.181	228	25.830	228	228	25	1:23.124	25.966	222	30.722	226	26.436	228	226
5	1:21.414	25.599	227	30.064	229	25.751	228	229	26	1:23.780	26.221	219	31.014	226	26.545	217	226
6	1:21.450	25.456	224	30.145	228	25.849	225	228	27	1:23.609	26.197	219	30.820	228	26.592	217	228
7	1:21.480	25.441	225	30.174	228	25.865	223	228	28	1:24.219	26.309	216	31.037	226	26.873	217	226
8	1:21.255	25.404	225	30.154	227	25.697	223	227	29	1:24.471	26.340	217	31.343	225	26.788	217	225
9	1:21.376	25.364	224	30.294	228	25.718	228	228	30	1:24.434	26.217	215	31.305	225	26.912	217	225
10	1:21.898	25.462	223	30.434	228	26.002	225	228	31	1:25.143	26.488	216	31.206	225	27.449	226	225
11	1:36.034	25.703	223	30.250	230	0.000		230	32	1:24.833	26.808	217	31.268	225	26.757	218	225
12	1:58.046	1:00.058	217	31.476	226	26.512	228	226	33	1:24.519	26.433	215	31.303	226	26.783	217	226
13	1:22.524	26.110	224	30.530	228	25.884	228	228	34	1:23.942	26.387	218	31.131	226	26.424	226	226
14	1:22.237	25.770	222	30.533	228	25.934	225	228	35	1:24.359	26.500	217	31.387	225	26.472	228	225
15	1:21.345	25.570	223	30.160	228	25.615	228	228	36	1:23.729	26.161	217	31.033		26.535	217	
16	1:21.067	25.376	225	30.080	229	25.611	228	229	37	1:23.651	26.337	220	30.970	226	26.344	228	226
17	1:21.171	25.332	224	30.147	228	25.692	228	228	38	1:23.676	26.112	218	30.907	227	26.657	218	227
18	1:23.061	25.987	221	31.092	228	25.982	223	228	39	1:23.415	26.130	219	30.762	227	26.523	217	227
19	1:22.016	25.578	221	30.404	228	26.034	218	228	40	1:23.065	26.023	221	30.673	227	26.369	228	227
20	1:22.064	25.598	222	30.443	228	26.023	218	228	41	1:23.247	25.968	221	30.679	227	26.600	220	227
21	1:22.402	25.623	222	30.638	227	26.141	220	227									

DTM Zolder 1

Circuit Zolder, length 4000 m

09. - 11.10.2020

DTM



Lap Analysis race 1, 10.10.2020

-Reg.No.: C-Z-DTM-015

22 Lucas Auer , BMW Bank M4 DTM / AUT

theoretical besttime: 1:21.528

Lap	Time	S1	V1	S2	V2	S3	V3	Vmax	Lap	Time	S1	V1	S2	V2	S3	V3	Vmax
1	1:34.286	34.913	213	31.946	231	27.427	220	231	22	1:23.015	25.914	220	30.744	228	26.357	218	228
2	1:23.855	26.319	221	30.801	232	26.735	225	232	23	1:23.247	26.017	219	30.778	227	26.452	217	227
3	1:22.637	25.966	224	30.401	232	26.270	228	232	24	1:23.000	26.104	220	30.791	228	26.105	223	228
4	1:22.422	25.894	220	30.417	230	26.111	229	230	25	1:23.354	26.302	220	30.770	227	26.282	226	227
5	1:22.253	25.999	222	30.079	231	26.175	218	231	26	1:23.911	26.247	217	31.075	226	26.589	218	226
6	1:21.876	25.773	221	30.208	231	25.895	223	231	27	1:24.326	26.576	216	31.149	227	26.601	225	227
7	1:21.872	25.830	225	30.119	229	25.923	226	229	28	1:24.108	26.487	219	31.104	226	26.517	225	226
8	1:22.041	25.646	223	30.342	229	26.053	225	229	29	1:24.638	26.743	216	31.036	227	26.859	228	227
9	1:22.724	25.649	224	30.396	228	26.679	228	228	30	1:24.603	26.574	216	31.296	225	26.733	217	225
10	1:22.946	26.019	219	30.634	229	26.293	218	229	31	1:25.102	26.726	215	31.117	226	27.259	217	226
11	1:22.796	25.875	220	30.606	228	26.315	218	228	32	1:25.078	26.839	215	31.415	225	26.824	217	225
12	1:37.374	26.040	220	30.706	227	0.000		227	33	1:25.149	26.804	215	31.509	225	26.836	217	225
13	2:00.237	1:02.477	217	31.388	227	26.372	228	227	34	1:25.408	26.848	208	31.655	224	26.905	217	224
14	1:22.137	25.894	222	30.426	229	25.817	228	229	35	1:24.438	26.637	216	31.118	225	26.683	218	225
15	1:22.457	26.157	221	30.191	230	26.109	218	230	36	1:24.580	26.702	213	31.219	225	26.659	218	225
16	1:22.059	25.736	222	30.312	229	26.011	218	229	37	1:24.511	26.656	216	31.077	225	26.778	217	225
17	1:21.901	25.642	223	30.274	230	25.985	218	230	38	1:24.392	26.680	213	31.047	225	26.665	223	225
18	1:21.831	25.681	224	30.069	230	26.081	223	230	39	1:25.956	26.703	216	31.901	222	27.352	228	222
19	1:22.559	26.150	224	30.319	230	26.090	229	230	40	1:24.198	26.739	215	31.028	225	26.431	228	225
20	1:22.586	25.930	222	30.498	229	26.158	220	229	41	1:24.745	26.298	216	31.938	226	26.509	220	226
21	1:22.724	25.948	220	30.517	227	26.259	225	227									

25 Philipp Eng , ZF BMW M4 DTM / AUT

theoretical besttime: 1:21.395

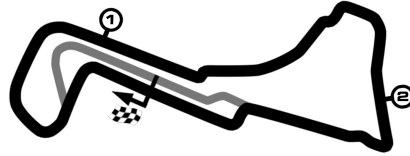
Lap	Time	S1	V1	S2	V2	S3	V3	Vmax	Lap	Time	S1	V1	S2	V2	S3	V3	Vmax
1	1:33.873	34.585	214	32.057	225	27.231	217	225	22	1:22.301	25.901	219	30.160	227	26.240	218	227
2	1:23.779	26.351	220	30.864	230	26.564	218	230	23	1:22.759	26.023	219	30.323	227	26.413	218	227
3	1:22.785	26.111	221	30.435	231	26.239	221	231	24	1:23.036	26.369	221	30.360	226	26.307	223	226
4	1:22.524	25.884	222	30.289	230	26.351	225	230	25	1:23.270	26.150	218	30.513	226	26.607	217	226
5	1:21.936	25.756	223	29.952	232	26.228	223	232	26	1:25.923	27.352	201	31.835	224	26.736	218	224
6	1:21.712	25.733	222	29.931	230	26.048	220	230	27	1:24.104	27.008	213	30.615	226	26.481	225	226
7	1:21.761	25.775	218	29.909	230	26.077	218	230	28	1:23.610	26.480	215	30.596	227	26.534	217	227
8	1:21.834	25.850	224	29.952	229	26.032	223	229	29	1:23.559	26.374	216	30.625	226	26.560	218	226
9	1:22.113	25.865	219	30.114	229	26.134	220	229	30	1:23.902	26.487	215	30.782	226	26.633	217	226
10	1:22.224	26.057	219	30.009	229	26.158	223	229	31	1:23.545	26.392	217	30.725	226	26.428	225	226
11	1:35.712	25.917	221	30.074	230	0.000		230	32	1:23.699	26.484	217	30.806	225	26.409	225	225
12	2:00.790	1:02.200	208	31.832	227	26.758	217	227	33	1:24.060	26.424	216	31.034	224	26.602	223	224
13	1:22.983	26.671	222	30.307	229	26.005	223	229	34	1:23.837	26.414	214	30.952	225	26.471	225	225
14	1:21.852	26.124	222	29.912	230	25.816	226	230	35	1:23.781	26.416	213	30.862	225	26.503	217	225
15	1:22.773	26.178	219	30.731	230	25.864	226	230	36	1:23.420	26.529	215	30.635		26.256	226	
16	1:21.686	25.902	219	29.860	230	25.924	220	230	37	1:23.366	26.324	216	30.613	225	26.429	226	225
17	1:21.879	25.916	220	29.987	230	25.976	220	230	38	1:24.098	26.412	216	31.314	224	26.372	220	224
18	1:22.585	26.186	220	30.402	226	25.997	220	226	39	1:24.777	26.521	217	31.627	226	26.629	217	226
19	1:21.840	25.719	222	30.026	229	26.095	218	229	40	1:23.571	26.621	214	30.577	225	26.373	218	225
20	1:22.593	25.952	221	30.484	228	26.157	226	228	41	1:23.323	26.379	217	30.573	226	26.371	228	226
21	1:22.432	25.995	219	30.146	229	26.291	218	229									

DTM Zolder 1

Circuit Zolder, length 4000 m

09. - 11.10.2020

DTM



Lap Analysis race 1, 10.10.2020

-Reg.No.: C-Z-DTM-015

27 Jonathan Aberdein , CATL BMW M4 DTM / RSA

theoretical besttime: 1:21.331

Lap	Time	S1	V1	S2	V2	S3	V3	Vmax	Lap	Time	S1	V1	S2	V2	S3	V3	Vmax
1	1:35.241	35.277	219	32.392	233	27.572	220	233	22	1:24.677	26.469	217	31.256	228	26.952	218	228
2	1:25.261	27.314	223	31.029	233	26.918	221	233	23	1:24.206	26.437	219	31.037	229	26.732	218	229
3	1:23.724	26.976	218	30.588	231	26.160	225	231	24	1:25.841	26.371	219	32.552	223	26.918	217	223
4	1:21.941	25.702	225	30.165	232	26.074	220	232	25	1:24.475	26.697	221	31.121	228	26.657	228	228
5	1:37.099	26.554	224	30.547	232	0.000		232	26	1:23.741	26.336	221	30.983	229	26.422	221	229
6	2:01.508	1:01.885	213	32.491	226	27.132	226	226	27	1:24.433	26.384	223	31.554	232	26.495	223	232
7	1:22.620	26.119	227	30.609	230	25.892	228	230	28	1:23.969	26.476	221	30.937	230	26.556	231	230
8	1:23.184	26.684	225	30.482	230	26.018	220	230	29	1:24.131	26.805	220	30.992	229	26.334	225	229
9	1:22.631	26.178	216	30.635	232	25.818	226	232	30	1:23.371	26.341	220	30.699	229	26.331	229	229
10	1:21.701	25.607	225	29.949	232	26.145	228	232	31	1:23.431	26.440	221	30.721	229	26.270	229	229
11	1:22.638	25.958	219	30.459	232	26.221	221	232	32	1:23.379	26.415	222	30.688	228	26.276	228	228
12	1:21.935	25.710	223	30.187	233	26.038	221	233	33	1:23.318	26.253	221	30.752	229	26.313	231	229
13	1:21.668	25.564	223	30.176	232	25.928	221	232	34	1:23.476	26.185	222	30.683	229	26.608	218	229
14	1:21.958	25.636	224	30.159	233	26.163	221	233	35	1:24.971	26.234	223	31.931	226	26.806	223	226
15	1:22.431	25.772	223	30.556	232	26.103	220	232	36	1:24.479	26.837	215	31.168	226	26.474	223	226
16	1:22.094	25.684	223	30.183	231	26.227	220	231	37	1:23.132	26.402	219	30.646	229	26.084	228	229
17	1:22.732	25.917	223	30.513	231	26.302	218	231	38	1:22.409	25.888	222	30.329	230	26.192	223	230
18	1:22.821	25.952	223	30.483	231	26.386	221	231	39	1:22.837	26.208	219	30.601	227	26.028	231	227
19	1:23.268	25.926	223	30.789	230	26.553	220	230	40	1:22.978	26.155	220	30.477	229	26.346	231	229
20	1:23.581	26.165	225	31.013	229	26.403	225	229	41	1:23.411	26.161	222	31.100	229	26.150	221	229
21	1:25.648	26.358	223	31.641	229	27.649	220	229									

28 Loic Duval , BMC Air Filter Audi RS 5 DTM / FRA

theoretical besttime: 1:21.373

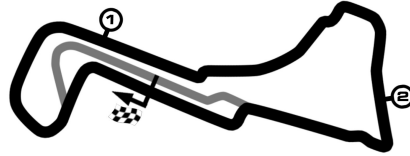
Lap	Time	S1	V1	S2	V2	S3	V3	Vmax	Lap	Time	S1	V1	S2	V2	S3	V3	Vmax
1	1:34.827	35.140	216	32.259	226	27.428	217	226	22	1:25.354	26.446	217	32.185	226	26.723	217	226
2	1:23.639	26.271	219	30.772	230	26.596	226	230	23	1:24.214	26.477	215	30.885	226	26.852	215	226
3	1:22.812	25.985	220	30.414	231	26.413	218	231	24	1:24.680	26.932	214	31.100	225	26.648	217	225
4	1:22.480	25.776	218	30.373	230	26.331	218	230	25	1:24.769	26.607	216	30.980	226	27.182	220	226
5	1:22.115	26.119	221	29.965	230	26.031	220	230	26	1:24.682	26.924	215	30.948	225	26.810	217	225
6	1:21.952	25.759	221	30.157	229	26.036	220	229	27	1:24.770	26.821	215	31.300	227	26.649	228	227
7	1:36.221	25.695	220	30.104	229	0.000		229	28	1:24.178	26.606	220	30.943	226	26.629	221	226
8	2:06.216	1:07.696	213	31.694	225	26.826	223	225	29	1:23.919	26.751	218	30.893	226	26.275	221	226
9	1:22.356	26.096	223	30.429	229	25.831	223	229	30	1:23.515	26.445	220	30.748	226	26.322	223	226
10	1:21.706	25.577	221	30.015	230	26.114	225	230	31	1:23.313	26.413	219	30.686	227	26.214	228	227
11	1:22.595	26.325	221	30.255	229	26.015	225	229	32	1:23.001	26.347	220	30.528	225	26.126	223	225
12	1:21.944	25.912	223	30.058	229	25.974	231	229	33	1:23.149	26.349	219	30.615	227	26.185	225	227
13	1:21.681	25.765	220	30.065	230	25.851	226	230	34	1:23.540	26.280	216	30.660	227	26.600	225	227
14	1:21.986	25.896	221	30.029	230	26.061	218	230	35	1:23.023	26.328	216	30.589	228	26.106	221	228
15	1:22.071	25.827	221	30.007	230	26.237	220	230	36	1:22.827	26.214	216	30.540	226	26.073	225	226
16	1:22.186	25.889	219	30.121	229	26.176	221	229	37	1:22.709	26.191	217	30.590	227	25.928	223	227
17	1:22.721	25.913	220	30.451	228	26.357	223	228	38	1:23.039	26.142	219	30.411	227	26.486	223	227
18	1:23.086	26.163	217	30.502	227	26.421	220	227	39	1:25.181	26.563	216	31.859	221	26.759	223	221
19	1:23.463	26.182	219	30.859	226	26.422	218	226	40	1:22.900	26.117	219	30.492	226	26.291	226	226
20	1:23.596	26.301	219	30.743	226	26.552	218	226	41	1:23.866	26.101	215	31.157	226	26.608	220	226
21	1:24.552	26.577	216	31.260	225	26.715	221	225									

DTM Zolder 1

Circuit Zolder, length 4000 m

09. - 11.10.2020

DTM



DTM

Lap Analysis race 1, 10.10.2020

-Reg.No.: C-Z-DTM-015

31 Sheldon Van der Linde , Shell BMW M4 DTM / RSA

theoretical besttime: 1:21.292

Lap	Time	S1	V1	S2	V2	S3	V3	Vmax	Lap	Time	S1	V1	S2	V2	S3	V3	Vmax
1	1:35.694	34.996	213	33.256	229	27.442	218	229	22	1:21.546	25.766	224	30.020	229	25.760	225	229
2	1:24.216	26.554	223	31.021	230	26.641	220	230	23	1:22.343	25.925	223	30.297	228	26.121	225	228
3	1:22.500	25.961	225	30.489	232	26.050	221	232	24	1:24.149	27.056	206	30.525	235	26.568	221	235
4	1:22.188	25.785	225	30.237	231	26.166	221	231	25	1:22.569	25.995	224	30.461	229	26.113	225	229
5	1:22.002	25.798	224	30.280	231	25.924	226	231	26	1:22.156	26.050	221	30.195	228	25.911	223	228
6	1:21.839	25.901	222	30.040	230	25.898	226	230	27	1:22.380	26.042	220	30.279	230	26.059	218	230
7	1:21.629	25.793	225	30.048	231	25.788	225	231	28	1:22.805	26.211	219	30.395	229	26.199	220	229
8	1:21.610	25.658	226	30.077	230	25.875	223	230	29	1:23.187	26.272	218	30.676	228	26.239	220	228
9	1:21.947	25.807	224	30.153	231	25.987	225	231	30	1:24.094	26.388	219	30.910	228	26.796	225	228
10	1:21.774	25.717	224	30.100	229	25.957	223	229	31	1:24.537	26.868	219	31.099	227	26.570	221	227
11	1:22.122	25.922	225	30.237	229	25.963	223	229	32	1:23.330	26.377	218	30.664	227	26.289	218	227
12	1:22.228	25.863	222	30.277	228	26.088	223	228	33	1:23.862	26.543	216	30.739	227	26.580	217	227
13	1:22.521	26.018	223	30.328	228	26.175	221	228	34	1:23.795	26.531	219	30.928	225	26.336	221	225
14	1:23.078	26.074	219	30.615	227	26.389	218	227	35	1:23.522	26.477	219	30.673	227	26.372	229	227
15	1:22.978	26.210	220	30.510	228	26.258	218	228	36	1:23.682	26.405	218	30.913	226	26.364	228	226
16	1:23.166	26.106	220	30.446	228	26.614	217	228	37	1:23.666	26.456	219	30.820	226	26.390	228	226
17	1:36.977	26.339	221	30.451	227	0.000		227	38	1:24.140	26.513	217	30.893	227	26.734	218	227
18	1:59.060	1:00.754	216	31.852	227	26.454	218	227	39	1:24.438	26.653	216	31.062	226	26.723	218	226
19	1:22.276	26.033	224	30.222	228	26.021	223	228	40	1:24.000	26.629	217	30.758	225	26.613	217	225
20	1:21.391	25.719	225	30.058	230	25.614	221	230	41	1:23.551	26.616	218	30.613	226	26.322	217	226
21	1:21.864	25.750	222	30.249	229	25.865	225	229									

33 René Rast , Audi Sport RS 5 DTM / DEU

theoretical besttime: 1:20.815

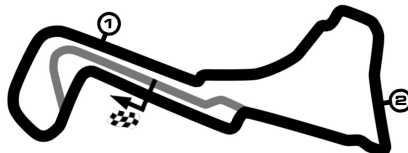
Lap	Time	S1	V1	S2	V2	S3	V3	Vmax	Lap	Time	S1	V1	S2	V2	S3	V3	Vmax
1	1:29.219	31.435	219	31.321	226	26.463	218	226	22	1:21.256	25.513	224	29.971	229	25.772	217	229
2	1:22.063	25.832	224	30.238	230	25.993	218	230	23	1:21.203	25.448	221	29.956	230	25.799	218	230
3	1:21.258	25.550	225	29.735	230	25.973	218	230	24	1:21.403	25.503	222	30.043	228	25.857	225	228
4	1:21.336	25.461	224	29.847	229	26.028	218	229	25	1:21.628	25.491	224	30.138	227	25.999	220	227
5	1:21.137	25.503	224	29.740	230	25.894	217	230	26	1:21.986	25.699	222	30.227	226	26.060	217	226
6	1:21.166	25.512	223	29.835	231	25.819	218	231	27	1:21.766	25.634	222	30.158	228	25.974	218	228
7	1:21.303	25.527	225	29.879	229	25.897	218	229	28	1:22.088	25.792	220	30.281	229	26.015	220	229
8	1:20.815	25.335	225	29.720	230	25.760	217	230	29	1:21.882	25.838	220	30.097	229	25.947	221	229
9	1:21.152	25.456	224	29.846	229	25.850	220	229	30	1:21.886	25.749	222	30.148	229	25.989	221	229
10	1:21.678	25.562	224	30.191	227	25.925	218	227	31	1:22.065	25.773	222	30.331	228	25.961	220	228
11	1:21.734	25.573	223	30.200	227	25.961	220	227	32	1:22.147	25.760	221	30.337	227	26.050	218	227
12	1:21.697	25.650	222	30.117	226	25.930	218	226	33	1:22.242	25.785	220	30.402	227	26.055	218	227
13	1:21.881	25.649	222	30.211	227	26.021	218	227	34	1:22.240	25.692	221	30.417	228	26.131	221	228
14	1:21.986	25.779	223	30.149	228	26.058	220	228	35	1:22.375	25.894	220	30.426	229	26.055	220	229
15	1:22.443	25.883	222	30.409	228	26.151	218	228	36	1:22.828	25.893	220	30.658	226	26.277	220	226
16	1:22.298	25.768	224	30.174	229	26.356	220	229	37	1:22.783	25.903	220	30.564	226	26.316	220	226
17	1:22.061	25.782	223	30.241	228	26.038	220	228	38	1:22.818	25.814	221	30.721	226	26.283	218	226
18	1:36.011	25.751	223	30.435	226	0.000		226	39	1:22.886	26.059	219	30.533	228	26.294	218	228
19	1:59.186	1:00.996	216	31.547	226	26.643	218	226	40	1:22.641	25.883	220	30.479	227	26.279	220	227
20	1:22.947	26.612	222	30.320	228	26.015	218	228	41	1:22.085	25.776	220	30.296	228	26.013	215	228
21	1:21.548	25.667	222	30.005	229	25.876	217	229									

DTM Zolder 1

Circuit Zolder, length 4000 m

09. - 11.10.2020

DTM



DTM

Lap Analysis race 1, 10.10.2020

-Reg.No.: C-Z-DTM-015

51 Nico Müller , Castrol EDGE Audi RS 5 DTM / CHE

theoretical besttime: 1:20.796

Lap	Time	S1	V1	S2	V2	S3	V3	Vmax	Lap	Time	S1	V1	S2	V2	S3	V3	Vmax
1	1:32.446	33.499	217	31.862	228	27.085	218	228	22	1:22.413	25.709	221	30.449	227	26.255	225	227
2	1:23.944	26.295	223	30.924	229	26.725	223	229	23	1:22.752	25.788	220	30.593	228	26.371	220	228
3	1:22.816	25.909	225	30.577	232	26.330	220	232	24	1:23.032	26.161	219	30.610	226	26.261	228	226
4	1:21.906	25.710	225	30.210	230	25.986	229	230	25	1:23.128	26.073	220	30.705	227	26.350	225	227
5	1:21.561	25.634	226	30.037	231	25.890	231	231	26	1:23.372	26.216	218	30.645	227	26.511	220	227
6	1:22.236	26.153	220	30.150	230	25.933	225	230	27	1:23.573	26.351	216	30.756	228	26.466	220	228
7	1:21.884	25.644	222	30.149	229	26.091	226	229	28	1:24.011	26.417	217	31.102	226	26.492	226	226
8	1:21.673	25.526	225	30.121	230	26.026	225	230	29	1:24.583	26.802	216	31.166	226	26.615	223	226
9	1:21.650	25.491	225	30.101	230	26.058	220	230	30	1:24.128	26.433	218	31.097	226	26.598	220	226
10	1:36.265	25.521	225	30.135	230	0.000		230	31	1:24.414	26.480	218	30.919	227	27.015	223	227
11	1:57.631	59.634	215	31.454	226	26.543	223	226	32	1:23.567	26.548	220	30.682	227	26.337	228	227
12	1:21.890	25.771	225	30.233	227	25.886	223	227	33	1:23.332	26.359	216	30.679	226	26.294	223	226
13	1:21.255	25.459	228	29.979	228	25.817	223	228	34	1:23.189	26.249	219	30.692	226	26.248	223	226
14	1:21.466	25.508	225	30.063	228	25.895	223	228	35	1:22.956	26.106	220	30.573	227	26.277	225	227
15	1:20.904	25.322	227	29.799	229	25.783	225	229	36	1:22.904	26.151	218	30.631		26.122	226	
16	1:21.030	25.303	224	30.010	228	25.717	221	228	37	1:22.458	26.092	221	30.413	226	25.953	229	226
17	1:21.243	25.424	223	29.971	228	25.848	220	228	38	1:22.128	25.883	222	30.356	227	25.889	231	227
18	1:22.730	25.545	223	30.567	227	26.618	223	227	39	1:21.800	25.701	222	30.218	228	25.881	231	228
19	1:22.794	26.267	221	30.500	228	26.027	225	228	40	1:21.757	25.568	223	30.151	227	26.038	229	227
20	1:22.154	25.740	220	30.404	227	26.010	228	227	41	1:21.605	25.725	222	30.186	228	25.694	225	228
21	1:22.123	25.656	221	30.437	227	26.030	226	227									

53 Jamie Green , Akrapovic Audi RS 5 DTM / GBR

theoretical besttime: 1:20.993

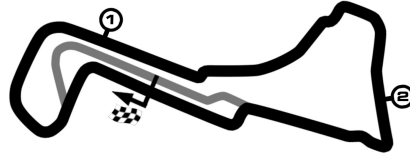
Lap	Time	S1	V1	S2	V2	S3	V3	Vmax	Lap	Time	S1	V1	S2	V2	S3	V3	Vmax
1	1:36.085	35.524	210	33.089	226	27.472	217	226	16	1:21.387	25.817	224	29.993	230	25.577	233	230
2	1:24.545	26.806	219	30.946	231	26.793	231	231	17	1:22.048	26.121	221	30.137	230	25.790	225	230
3	1:23.966	26.985	218	30.822	229	26.159	223	229	18	1:22.731	26.435	223	30.464	229	25.832	229	229
4	1:21.825	25.956	224	29.999	231	25.870	231	231	19	1:21.922	25.550	222	30.326	229	26.046	231	229
5	1:21.820	26.108	222	30.123	231	25.589	225	231	20	1:22.562	25.925	221	30.585	229	26.052	225	229
6	1:21.273	25.466	223	30.010	230	25.797	220	230	21	1:22.263	25.756	221	30.371	229	26.136	225	229
7	1:21.695	25.706	222	30.051	230	25.938	220	230	22	1:22.323	25.846	220	30.305	228	26.172	225	228
8	1:21.305	25.707	225	29.997	229	25.601	225	229	23	1:22.771	25.835	221	30.558	229	26.378	218	229
9	1:36.009	25.511	223	30.171	233	0.000		233	24	1:24.378	27.360	217	30.729	228	26.289	226	228
10	1:59.503	1:01.367	214	31.724	227	26.412	221	227	25	1:23.459	26.183	219	30.489	227	26.787	221	227
11	1:22.170	26.163	223	30.387	230	25.620	223	230	26	1:25.595	26.427	217	32.461	224	26.707	223	224
12	1:21.139	25.612	225	29.956	230	25.571	225	230	27	1:24.949	27.090	215	31.312	225	26.547	228	225
13	1:22.840	26.629	222	30.403	229	25.808	226	229	28	1:24.944	26.681	214	31.530	224	26.733	217	224
14	1:22.222	26.376	221	30.008	231	25.838	220	231	29	1:45.423	27.001	213	31.489	224	0.000		224
15	1:21.830	25.790	226	30.256	230	25.784	225	230									

DTM Zolder 1

Circuit Zolder, length 4000 m

09. - 11.10.2020

DTM



Lap Analysis race 1, 10.10.2020

-Reg.No.: C-Z-DTM-015

62 Ferdinand Habsburg , WRT Audi RS 5 DTM / AUT

theoretical besttime: 1:21.194

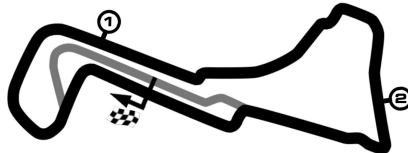
Lap	Time	S1	V1	S2	V2	S3	V3	Vmax	Lap	Time	S1	V1	S2	V2	S3	V3	Vmax
1	1:33.277	34.210	218	31.943	227	27.124	220	227	22	1:22.136	25.685	221	30.299	229	26.152	223	229
2	1:23.937	26.476	224	30.958	231	26.503	229	231	23	1:22.570	25.832	220	30.484	229	26.254	225	229
3	1:22.901	26.056	225	30.476	231	26.369	226	231	24	1:22.593	25.859	219	30.494	229	26.240	226	229
4	1:22.483	25.792	220	30.442	231	26.249	225	231	25	1:23.114	25.936	218	30.683	228	26.495	220	228
5	1:21.892	25.679	222	30.100	232	26.113	225	232	26	1:23.506	26.270	219	30.756	228	26.480	226	228
6	1:21.588	25.543	224	30.032	230	26.013	225	230	27	1:23.274	26.228	217	30.704	229	26.342	225	229
7	1:21.675	25.698	220	30.031	230	25.946	226	230	28	1:23.594	26.329	218	30.847	228	26.418	220	228
8	1:21.868	25.722	219	30.209	232	25.937	226	232	29	1:23.899	26.340	219	30.782	228	26.777	223	228
9	1:22.241	26.127	223	30.078	230	26.036	226	230	30	1:24.483	26.486	216	30.927	228	27.070	229	228
10	1:22.073	25.709	219	30.299	229	26.065	220	229	31	1:24.953	26.620	215	31.116	228	27.217	220	228
11	1:35.614	25.858	220	30.293	232	0.000		232	32	1:24.619	26.884	216	31.064	227	26.671	218	227
12	2:00.601	1:01.201	213	32.602	225	26.798	223	225	33	1:24.481	26.599	216	31.138	227	26.744	228	227
13	1:22.805	26.193	222	30.497	230	26.115	223	230	34	1:24.573	26.776	216	31.191	227	26.606	228	227
14	1:22.368	25.954	219	30.341	231	26.073	221	231	35	1:24.016	26.535	218	30.957	228	26.524	228	228
15	1:22.584	26.534	221	30.189	231	25.861	223	231	36	1:24.010	26.635	216	30.980		26.395	231	
16	1:21.519	25.664	221	29.974	231	25.881	220	231	37	1:23.642	26.317	218	30.764	228	26.561	223	228
17	1:21.723	26.016	222	29.828	231	25.879	226	231	38	1:23.447	26.232	219	30.771	228	26.444	231	228
18	1:21.652	25.505	221	30.086	230	26.061	220	230	39	1:23.404	26.304	218	30.661	228	26.439	229	228
19	1:21.813	25.641	220	30.109	230	26.063	221	230	40	1:23.511	26.422	218	30.657	228	26.432	228	228
20	1:22.155	25.669	220	30.327	230	26.159	218	230	41	1:23.215	26.380	220	30.642	229	26.193	226	229
21	1:22.244	25.888	219	30.325	231	26.031	226	231									

99 Mike Rockenfeller , Twin Busch Audi RS5 DTM / DEU

theoretical besttime: 1:21.153

Lap	Time	S1	V1	S2	V2	S3	V3	Vmax	Lap	Time	S1	V1	S2	V2	S3	V3	Vmax
1	1:30.770	32.390	219	31.660	227	26.720	218	227	22	1:22.682	25.831	221	30.852	229	25.999	218	229
2	1:24.714	26.261	224	31.885	230	26.568	226	230	23	1:22.592	25.649	224	30.538	230	26.405	218	230
3	1:22.367	25.973	227	30.488	231	25.906	225	231	24	1:22.696	25.713	224	30.441	229	26.542	220	229
4	1:21.521	25.527	223	30.144	231	25.850	223	231	25	1:23.618	26.314	223	30.980	227	26.324	220	227
5	1:21.373	25.520	228	30.065	231	25.788	225	231	26	1:22.639	25.730	222	30.534	228	26.375	223	228
6	1:21.705	25.489	227	30.095	229	26.121	223	229	27	1:22.634	25.885	222	30.438	229	26.311	218	229
7	1:21.861	25.661	225	30.156	228	26.044	218	228	28	1:22.787	25.852	222	30.550	228	26.385	218	228
8	1:21.663	25.535	226	30.123	229	26.005	223	229	29	1:22.943	25.779	222	30.761	228	26.403	220	228
9	1:21.459	25.584	225	29.979	229	25.896	217	229	30	1:22.967	25.990	223	30.504	229	26.473	218	229
10	1:21.506	25.473	227	30.101	230	25.932	225	230	31	1:23.735	26.229	219	30.930	229	26.576	223	229
11	1:21.795	25.614	224	30.343	228	25.838	223	228	32	1:22.852	25.898	222	30.577	228	26.377	218	228
12	1:36.168	25.788	225	30.397	231	0.000		231	33	1:22.621	25.881	222	30.633	227	26.107	220	227
13	2:20.923	1:22.499	213	31.719	226	26.705	221	226	34	1:22.606	25.915	221	30.536	229	26.155	220	229
14	1:21.849	26.023	225	30.041	229	25.785	223	229	35	1:22.824	25.858	222	30.705	228	26.261	220	228
15	1:22.584	25.724	223	30.546	228	26.314	225	228	36	1:22.649	25.931	223	30.560		26.158	223	
16	1:21.554	25.444	225	30.147	228	25.963	218	228	37	1:22.549	25.926	224	30.492	227	26.131	225	227
17	1:21.412	25.429	225	30.102	229	25.881	217	229	38	1:23.898	25.980	225	31.343	228	26.575	226	228
18	1:21.434	25.446	225	30.152	229	25.836	218	229	39	1:23.461	26.156	225	31.036	228	26.269	223	228
19	1:21.491	25.389	226	30.168	228	25.934	217	228	40	1:22.452	26.083	223	30.359	228	26.010	223	228
20	1:22.249	25.598	224	30.243	230	26.408	220	230	41	1:22.258	25.911	221	30.173	230	26.174	220	230
21	1:24.737	26.131	225	31.691	225	26.915	223	225									

DTM Zolder 1
Circuit Zolder, length 4000 m
09. - 11.10.2020
DTM



Best Sector Times race 1

-Reg.No.: C-Z-DTM-015

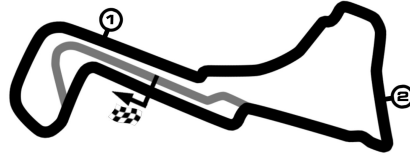
Pos.	sector 1		sector 2		sector 3		theoretical and best lap time						
	No	Driver	Time	No	Driver	Time	No	Driver	theoretical	Best	Pos		
1	51	Müller N.	25.303	33	Rast R.	29.720	11	Wittmann M.	25.525	11	Wittmann M.	1:20.771	1:20.900
2	16	Glock T.	25.332	4	Frijns R.	29.751	53	Green J.	25.571	51	Müller N.	1:20.796	1:20.904
3	33	Rast R.	25.335	51	Müller N.	29.799	10	Newey H.	25.592	4	Frijns R.	1:20.814	1:20.973
4	10	Newey H.	25.373	62	Habsburg F.	29.828	4	Frijns R.	25.609	33	Rast R.	1:20.815	1:20.815
5	99	Rockenfeller M.	25.389	11	Wittmann M.	29.832	16	Glock T.	25.611	10	Newey H.	1:20.825	1:21.108
6	11	Wittmann M.	25.414	25	Eng P.	29.860	31	Van der Linde S.	25.614	53	Green J.	1:20.993	1:21.139
7	4	Frijns R.	25.454	10	Newey H.	29.860	51	Müller N.	25.694	16	Glock T.	1:21.007	1:21.067
8	53	Green J.	25.466	27	Aberdein J.	29.949	8	Kubica R.	25.727	99	Rockenfeller M.	1:21.153	1:21.373
9	62	Habsburg F.	25.505	53	Green J.	29.956	33	Rast R.	25.760	62	Habsburg F.	1:21.194	1:21.519
10	13	Scherer F.	25.548	28	Duval L.	29.965	99	Rockenfeller M.	25.785	31	Van der Linde S.	1:21.292	1:21.391
11	27	Aberdein J.	25.564	99	Rockenfeller M.	29.979	25	Eng P.	25.816	27	Aberdein J.	1:21.331	1:21.668
12	28	Duval L.	25.577	31	Van der Linde S.	30.020	22	Auer L.	25.817	28	Duval L.	1:21.373	1:21.681
13	8	Kubica R.	25.624	8	Kubica R.	30.029	27	Aberdein J.	25.818	8	Kubica R.	1:21.380	1:21.412
14	22	Auer L.	25.642	16	Glock T.	30.064	13	Scherer F.	25.822	25	Eng P.	1:21.395	1:21.686
15	31	Van der Linde S.	25.658	22	Auer L.	30.069	28	Duval L.	25.831	13	Scherer F.	1:21.509	1:21.609
16	25	Eng P.	25.719	13	Scherer F.	30.139	62	Habsburg F.	25.861	22	Auer L.	1:21.528	1:21.831

DTM Zolder 1

Circuit Zolder, length 4000 m

09. - 11.10.2020

DTM



DTM

Topspeed race 1, 10.10.2020

-Reg.No.: C-Z-DTM-015

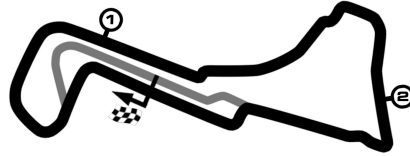
Car No.	Driver	Make	Speed km/h
31	Sheldon Van der Linde	Shell BMW M4 DTM	235
27	Jonathan Aberdein	CATL BMW M4 DTM	233
11	Marco Wittmann	Schaeffler BMW M4 DTM	233
53	Jamie Green	Akrapovic Audi RS 5 DTM	233
22	Lucas Auer	BMW Bank M4 DTM	232
51	Nico Müller	Castrol EDGE Audi RS 5 DTM	232
25	Philipp Eng	ZF BMW M4 DTM	232
62	Ferdinand Habsburg	WRT Audi RS 5 DTM	232
8	Robert Kubica	BMW M4 CLASS1	231
28	Loic Duval	BMC Air Filter Audi RS 5 DTM	231
99	Mike Rockenfeller	Twin Busch Audi RS5 DTM	231
10	Harrison Newey	WRT Audi RS 5 DTM	231
33	René Rast	Audi Sport RS 5 DTM	231
4	Robin Frijns	Aral Ultimate Audi RS 5 DTM	230
16	Timo Glock	iQOO BMW M4 DTM	230
13	Fabio Scherer	WRT Audi RS 5 DTM	230

DTM Zolder 1

Circuit Zolder, length 4000 m

09. - 11.10.2020

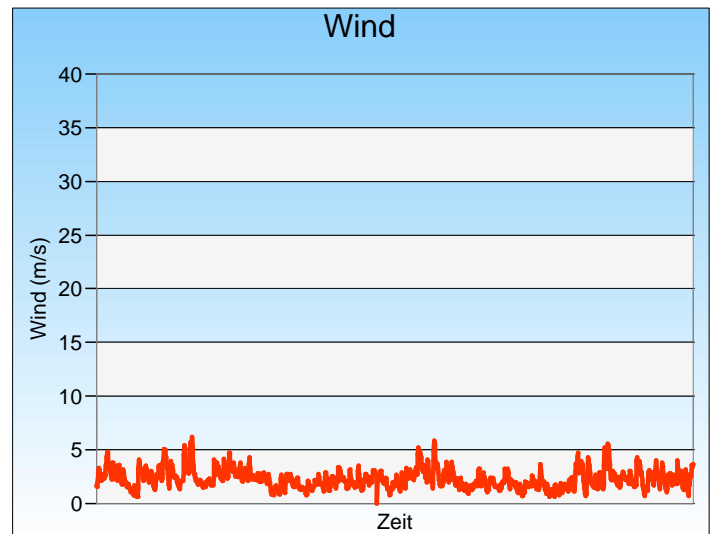
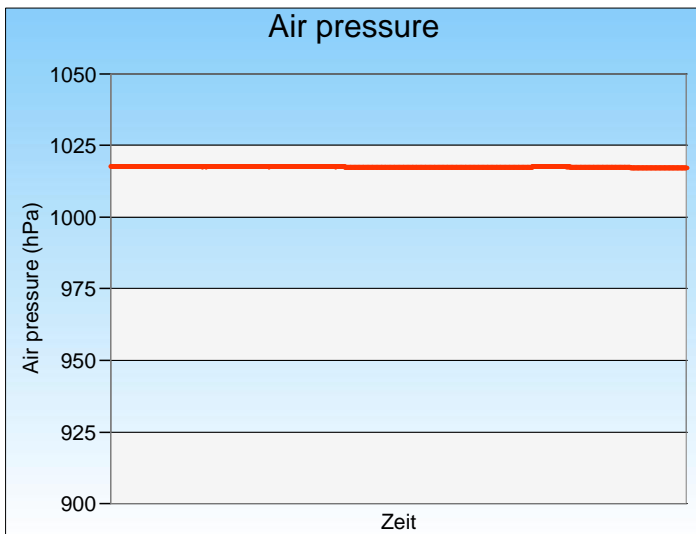
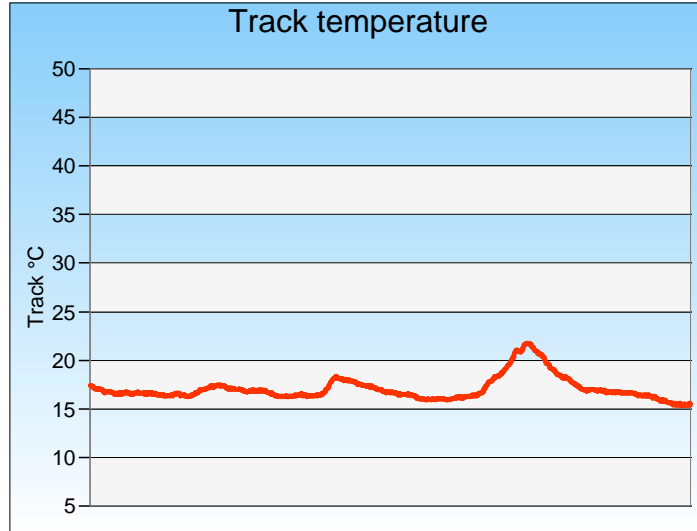
DTM



Weather race 1

-Reg.No.: C-Z-DTM-015

10.10.2020, 13:30:00 - 14:25:00



Weather:




DTM Zolder 1

Circuit Zolder, length 4000 m

09. - 11.10.2020

DTM

Drivers Championship 2020



-Reg.No.: C-Z-DTM-015

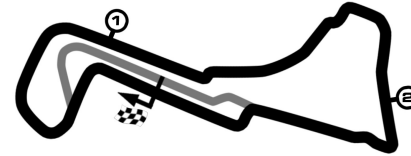
POS	NAME / NATION	SUM	Spa (B) 1	Spa (B) 2	Lausitzring I 1	Lausitzring I 2	Lausitzring II 1	Lausitzring II 2	Assen (NL) 1	Assen (NL) 2	Nürburgring I 1	Nürburgring I 2	Nürburgring II 1	Nürburgring II 2	Zolder (B) I 1	Zolder (B) I 2	Zolder (B) II 1	Zolder (B) II 2	Hockenheim 1	Hockenheim 2	
1	Nico Müller / CHE	257	25 + 2 (1.)	25 + 1 (1.)	25 + 2 (1.)	18 + 2 (2.)	18 + 3 (2.)	10 + 2 (5.)	15 + 1 (3.)	15 (3.)	25 + 3 (1.)	10 + 3 (5.)	10 + 1 (5.)	25 + 1 (1.)	15 (3.)						
2	Robin Frijns / NLD	243	2 + 3 (9.)	18 + 2 (2.)	15 + 3 (3.)	12 + 3 (4.)	15 + 1 (3.)	15 + 3 (3.)	25 + 2 (1.)	18 + 1 (2.)	10 + 1 (5.)	25 + 2 (1.)	25 + 2 (1.)	18 + 3 (2.)	18 + 1 (2.)						
3	René Rast / DEU	223	10 + 1 (5.)	15 + 3 (3.)	6 (7.)	25 + 1 (1.)	25 + 2 (1.)	8 + 1 (6.)	10 (5.)	10 + 3 (5.)	18 + 2 (2.)	18 + 1 (2.)	18 + 3 (2.)	15 (3.)	25 + 3 (1.)						
4	Sheldon Van der Linde / RSA	96	(15.)	8 (6.)	18 (2.)	(15.)	2 (9.)	1 (10.)	6 (7.)	25 (1.)	4 (8.)	8 (6.)	4 (8.)	12 (4.)	8 (6.)						
5	Mike Rockenfeller / DEU	91	12 (4.)	10 (5.)	(11.)	10 (5.)	8 (6.)	(11.)	12 (4.)	(11.)	12 (4.)	15 (3.)	2 (9.)	6 (7.)	4 (8.)						
6	Loic Duval / FRA	88	15 (3.)	6 (7.)	+ 1	4 (8.)	6 (7.)	4 (8.)	18 + 3 (2.)	12 + 2 (4.)	2 (9.)	12 (4.)		2 (9.)	1 (10.)						
7	Timo Glock / DEU	87	4 (8.)	(13.)	10 (5.)	8 (6.)	12 (4.)	18 (2.)	2 (9.)	8 (6.)	6 (7.)	(14.)	1 (10.)	4 (8.)	12 + 2 (4.)						
8	Marco Wittmann / DEU	86	(11.)	1 (10.)	12 (4.)	15 (3.)	10 (5.)	2 (9.)	(14.)	4 (8.)	15 (3.)	2 (9.)	15 (3.)	10 (5.)	(15.)						
9	Jamie Green / GBR	53	(2.)	12 (4.)	4 (8.)	(16.)	1 (10.)	12 (4.)		(12.)	(13.)	6 (7.)	(14.)	(15.)							
10	Philipp Eng / AUT	45	8 (6.)	(11.)	2 (9.)	6 (7.)	4 (8.)	(12.)	(13.)	2 (9.)	8 (6.)	1 (10.)	12 (4.)	(12.)	2 (9.)						
11	Ferdinand Habsburg / AUT	41		(15.)	8 (6.)	1 (10.)	(11.)	(14.)	4 (8.)	6 (7.)	(11.)	(15.)	6 (7.)	8 + 2 (6.)	6 (7.)						
12	Lucas Auer / AUT	36	6 (7.)	4 (8.)	(12.)	(14.)	(12.)	25 (1.)	(11.)	1 (10.)	(12.)	(11.)	(12.)	(13.)	(12.)						

DTM Zolder 1

Circuit Zolder, length 4000 m

09. - 11.10.2020

DTM



-Reg.No.: C-Z-DTM-015

Drivers Championship 2020

POS	NAME / NATION	SUM	Spa (B) 1	Spa (B) 2	Lausitzring I 1	Lausitzring I 2	Lausitzring II 1	Lausitzring II 2	Assen (NL) 1	Assen (NL) 2	Nürburgring I 1	Nürburgring I 2	Nürburgring II 1	Nürburgring II 2	Zolder (B) I 1	Zolder (B) I 2	Zolder (B) II 1	Zolder (B) II 2	Hockenheim 1	Hockenheim 2
13	Jonathan Aberdein / RSA	33	1 (10.)	2 (9.)		2 (9.)		6 (7.)	8 (6.)		1 (10.)	4 (8.)	8 (6.)	1 (10.)						
14	Harrison Newey / GBR	11			1 (10.)										10 (5.)					
15	Robert Kubica / POL	1							1 (10.)											
16	Fabio Scherer / CHE	0																		

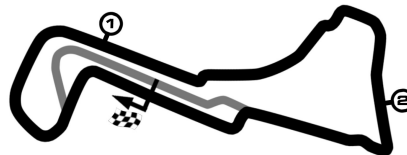
DTM Zolder 1

Circuit Zolder, length 4000 m

09. - 11.10.2020

DTM

Team Championship 2020



DTM

-Reg.No.: C-Z-DTM-015

POS	TEAM	SUM	Spa (B) 1	Spa (B) 2	Lausitzring I 1	Lausitzring I 2	Lausitzring II 1	Lausitzring II 2	Assen (NL) 1	Assen (NL) 2	Nürburgring I 1	Nürburgring I 2	Nürburgring II 1	Nürburgring II 2	Zolder (B) I 1	Zolder (B) I 2	Zolder (B) II 1	Zolder (B) II 2	Hockenheim 1	Hockenheim 2	
1	Audi Sport Team Abt Sportsline	500	32	46	45	35	37	30	43	34	39	40	38	47	34						
2	Audi Sport Team Rosberg	276	29	30	10	26	28	21	10	13	20	25	21	15	28						
3	Audi Sport Team Phoenix	179	27	16	1	14	14	4	33	14	14	27	2	8	5						
4	BMW Team RMG	173	4	1	22	23	22	20	2	12	21	2	16	14	14						
5	BMW Team RBM	141	8	8	20	6	6	1	6	27	12	9	16	12	10						
6	BMW Team RMR	69	7	6		2		31	8	1	1	4	8	1							
7	WRT Team Audi Sport	52			9	1			4	6			6	10	16						
8	ORLEN Team ART (ART Grand Prix)	1							1												

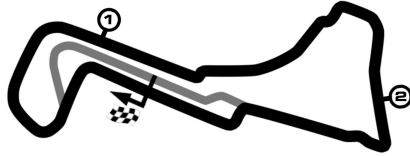
DTM Zolder 1

Circuit Zolder, length 4000 m

09. - 11.10.2020

DTM

Brand Championship 2020



-Reg.No.: C-Z-DTM-015

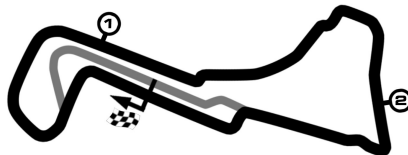
POS	NAME / NATION	SUM	Spa (B) 1	Spa (B) 2	Lausitzring I 1	Lausitzring I 2	Lausitzring II 1	Lausitzring II 2	Assen (NL) 1	Assen (NL) 2	Nürburgring I 1	Nürburgring I 2	Nürburgring II 1	Nürburgring II 2	Zolder (B) I 1	Zolder (B) I 2	Zolder (B) II 1	Zolder (B) II 2	Hockenheim 1	Hockenheim 2	
1	AUDI	899	76	76	60	71	72	51	76	61	71	76	65	72	72						
2	BMW	380	19	15	42	31	28	51	17	39	33	15	39	27	24						

DTM Zolder 1

Circuit Zolder, length 4000 m

09. - 11.10.2020

DTM



DTM

Fastest Lap in race 1, 10.10.2020

-Reg.No.: C-Z-DTM-015

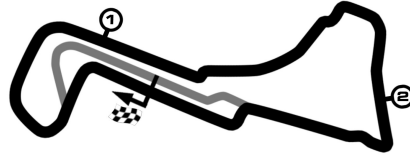
RG.	No.	Driver	Entrant	Time	IN.	DIFF	INT	KM/H	at
1	33	Rast R (DEU)	Audi Sport Team Rosberg	1:20.815	8		0.085	178.185	13:44:13
2	11	Wittmann M (DEU)	BMW Team RMG	1:20.900	15	0.085	0.004	177.998	13:54:47
3	51	Müller N (CHE)	Audi Sport Team Abt Sportsline	1:20.904	15	0.089	0.069	177.989	13:54:44
4	4	Frijns R (NLD)	Audi Sport Team Abt Sportsline	<u>1:20.973</u>	4	0.158	0.094	177.837	13:38:49
5	16	Glock T (DEU)	BMW Team RMG	1:21.067	16	0.252	0.041	177.631	13:56:02
6	10	Newey H (GBR)	WRT Team Audi Sport	1:21.108	16	0.293	0.031	177.541	13:56:12
7	53	Green J (GBR)	Audi Sport Team Rosberg	1:21.139	12	0.324	0.234	177.473	13:50:46
8	99	Rockenfeller M (DEU)	Audi Sport Team Phoenix	1:21.373	5	0.558	0.018	176.963	13:40:15
9	31	Van der Linde S (RSA)	BMW Team RBM	1:21.391	20	0.576	0.021	176.924	14:01:45
10	8	Kubica R (POL)	ORLEN Team ART (ART Grand Prix)	1:21.412	32	0.597	0.107	176.878	14:19:30
11	62	Habsburg F (AUT)	WRT Team Audi Sport	1:21.519	16	0.704	0.090	176.646	13:56:14
12	13	Scherer F (CHE)	WRT Team Audi Sport	1:21.609	10	0.794	0.059	176.451	13:47:16
13	27	Aberdein J (RSA)	BMW Team RMR	1:21.668	13	0.853	0.013	176.324	13:52:15
14	28	Duval L (FRA)	Audi Sport Team Phoenix	1:21.681	13	0.866	0.005	176.296	13:52:15
15	25	Eng P (AUT)	BMW Team RBM	1:21.686	16	0.871	0.145	176.285	13:56:15
16	22	Auer L (AUT)	BMW Team RMR	1:21.831	18	1.016		175.972	13:59:02

DTM Zolder 1

Circuit Zolder, length 4000 m

09. - 11.10.2020

DTM



DTM

Stint Analysis race 1, 10.10.2020

-Reg.No.: C-Z-DTM-015

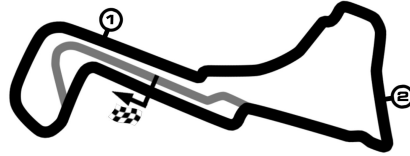
POS	NO	DRIVER	STINT 1			STINT 2			STINT 3			STINT 4		
			LAPS	TIME	KM/H	LAPS	TIME	KM/H	LAPS	TIME	KM/H	LAPS	TIME	KM/H
1.	33	Rast René	18	24:51.238	173.815	23	32:05.889	171.973						
2.	4	Frijns Robin	17	23:34.320	173.087	24	33:41.662	170.948						
3.	51	Müller Nico	10	14:06.381	170.136	31	43:16.322	171.936						
4.	16	Glock Timo	11	15:22.996	171.615	30	42:12.644	170.573						
5.	10	Newey Harrison	12	16:50.411	171.020	29	40:45.787	170.743						
6.	31	Van der Linde Sheldon	17	23:48.469	171.372	24	33:52.343	170.050						
7.	62	Habsburg Ferdinand	11	15:29.549	170.405	30	42:12.504	170.582						
8.	99	Rockenfeller Mike	12	16:46.902	171.616	29	40:55.696	170.054						
9.	25	Eng Philipp	11	15:30.253	170.276	30	42:15.354	170.390						
10.	28	Duval Loic	7	10:04.046	166.875	34	47:56.788	170.190						
11.	27	Aberdein Jonathan	5	7:23.266	162.431	36	50:39.083	170.578						
12.	22	Auer Lucas	12	16:57.082	169.898	29	41:06.250	169.326						
13.	13	Scherer Fabio	14	19:47.164	169.816	27	38:22.119	168.888						
14.	8	Kubica Robert	8	11:30.824	166.757	20	28:36.394	167.794	12	17:12.493	167.362			
15.	11	Wittmann Marco	10	14:07.118	169.988	24	34:25.262	167.340						
16.	53	Green Jamie	9	12:48.523	168.635	20	28:36.459	167.787						

DTM Zolder 1

Circuit Zolder, length 4000 m

09. - 11.10.2020

DTM



DTM

Pitstop (Chronology) race 1, 10.10.2020

-Reg.No.: C-Z-DTM-015

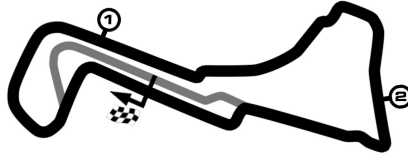
Car	Driver	Entrant	at Lap	Time	duration	Sum
27	Aberdein Jonathan	BMW Team RMR	5	13:40:16	52.439	52.439
28	Duval Loic	Audi Sport Team Phoenix	7	13:42:57	58.710	58.710
8	Kubica Robert	ORLEN Team ART (ART Grand Prix)	8	13:44:24	52.063	52.063
53	Green Jamie	Audi Sport Team Rosberg	9	13:45:42	52.489	52.489
51	Müller Nico	Audi Sport Team Abt Sportsline	10	13:47:00	51.290	51.290
11	Wittmann Marco	BMW Team RMG	10	13:47:00	52.416	52.416
16	Glock Timo	BMW Team RMG	11	13:48:16	52.115	52.115
62	Habsburg Ferdinand	WRT Team Audi Sport	11	13:48:23	51.255	51.255
25	Eng Philipp	BMW Team RBM	11	13:48:23	52.645	52.645
10	Newey Harrison	WRT Team Audi Sport	12	13:49:44	52.013	52.013
22	Auer Lucas	BMW Team RMR	12	13:49:50	53.213	53.213
99	Rockenfeller Mike	Audi Sport Team Phoenix	12	13:49:40	1:12.066	1:12.066
13	Scherer Fabio	WRT Team Audi Sport	14	13:52:40	52.956	52.956
4	Frijns Robin	Audi Sport Team Abt Sportsline	17	13:56:28	51.618	51.618
31	Van der Linde Sheldon	BMW Team RBM	17	13:56:42	51.505	51.505
33	Rast René	Audi Sport Team Rosberg	18	13:57:44	51.663	51.663
8	Kubica Robert	ORLEN Team ART (ART Grand Prix)	28	14:13:00	54.315	1:46.378

DTM Zolder 1

Circuit Zolder, length 4000 m

09. - 11.10.2020

DTM



DTM

Pitstops race 1, 10.10.2020

-Reg.No.: C-Z-DTM-015

Pos	Car	Driver	Entrant	at Lap	Time	Duration
1	62	Habsburg Ferdinand	WRT Team Audi Sport	11	13:48:23	51.255
2	51	Müller Nico	Audi Sport Team Abt Sportsline	10	13:47:00	51.290
3	31	Van der Linde Sheldon	BMW Team RBM	17	13:56:42	51.505
4	4	Frijns Robin	Audi Sport Team Abt Sportsline	17	13:56:28	51.618
5	33	Rast René	Audi Sport Team Rosberg	18	13:57:44	51.663
6	10	Newey Harrison	WRT Team Audi Sport	12	13:49:44	52.013
7	8	Kubica Robert	ORLEN Team ART (ART Grand Prix)	8	13:44:24	52.063
8	16	Glock Timo	BMW Team RMG	11	13:48:16	52.115
9	11	Wittmann Marco	BMW Team RMG	10	13:47:00	52.416
10	27	Aberdein Jonathan	BMW Team RMR	5	13:40:16	52.439
11	53	Green Jamie	Audi Sport Team Rosberg	9	13:45:42	52.489
12	25	Eng Philipp	BMW Team RBM	11	13:48:23	52.645
13	13	Scherer Fabio	WRT Team Audi Sport	14	13:52:40	52.956
14	22	Auer Lucas	BMW Team RMR	12	13:49:50	53.213
15	28	Duval Loic	Audi Sport Team Phoenix	7	13:42:57	58.710
16	99	Rockenfeller Mike	Audi Sport Team Phoenix	12	13:49:40	1:12.066

DTM Zolder 1

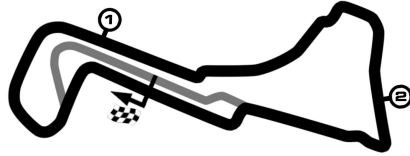
Circuit Zolder, length 4000 m

09. - 11.10.2020

DTM

Starting grid race 1

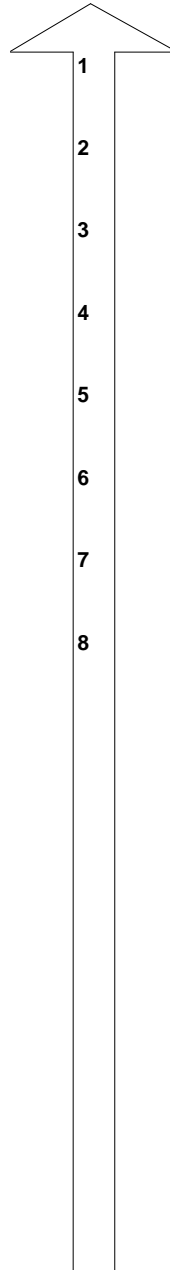
green flag lap at time: 13:30:00



DTM

-Reg.No.: C-Z-DTM-015

33 René Rast Audi Sport RS 5 DTM	1:28.987
4 Robin Frijns Aral Ultimate Audi RS 5 DTM	1:29.484
99 Mike Rockenfeller Twin Busch Audi RS5 DTM	1:29.700
51 Nico Müller Castrol EDGE Audi RS 5 DTM	1:30.039
22 Lucas Auer BMW Bank M4 DTM	1:30.437
25 Philipp Eng ZF BMW M4 DTM	1:30.840
53 Jamie Green Akrapovic Audi RS 5 DTM	1:31.145
8 Robert Kubica BMW M4 CLASS1	1:31.416



16 Timo Glock iQOO BMW M4 DTM	1:29.333
11 Marco Wittmann Schaeffler BMW M4 DTM	1:29.504
31 Sheldon Van der Linde Shell BMW M4 DTM	1:29.959
10 Harrison Newey WRT Audi RS 5 DTM	1:30.043
28 Loic Duval BMC Air Filter Audi RS 5 DTM	1:30.652
62 Ferdinand Habsburg WRT Audi RS 5 DTM	1:30.878
27 Jonathan Aberdein CATL BMW M4 DTM	1:31.381
13 Fabio Scherer WRT Audi RS 5 DTM	1:32.117

Thomas Ferrero	Franz-Josef Serr	Marc Janssen
----------------	------------------	--------------