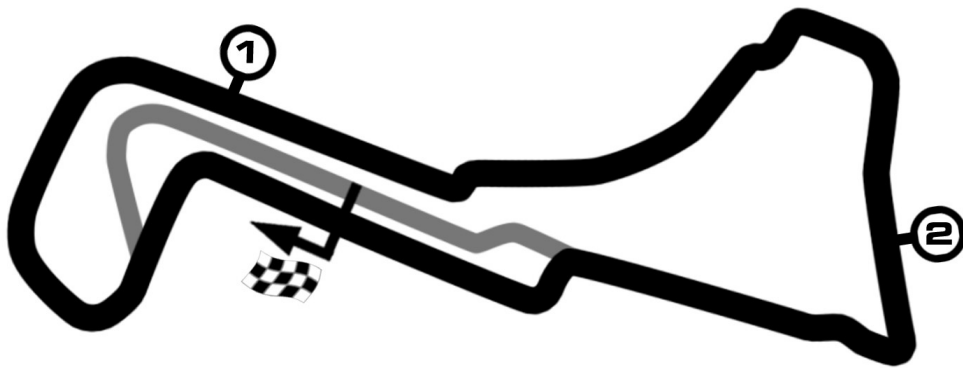


DTM

DTM Zolder 1

qualifying 1



Circuit Zolder 4000 m

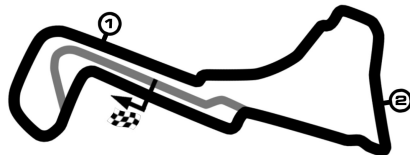
09. - 11.10.2020

DTM Zolder 1

Circuit Zolder, length 4000 m

09. - 11.10.2020

DTM



DTM

Result qualifying 1, 10.10.2020

-Reg.No.: C-Z-DTM-015

RK	No	DRIVER/ENTRANT	CAR	TIME	Lap	%	GAP	DIFF	km/h	Time
1	33	René Rast (DEU) Audi Sport Team Rosberg	Audi Sport RS 5 DTM	1:28.987	14	100.00			161.8	11:01:15
2	16	Timo Glock (DEU) BMW Team RMG	iQOO BMW M4 DTM	1:29.333	13	100.39	0.346	0.346	161.1	10:55:28
3	4	Robin Frijns (NLD) Audi Sport Team Abt Sportsline	Aral Ultimate Audi RS 5 DTM	1:29.484	13	100.56	0.497	0.151	160.9	11:00:20
4	11	Marco Wittmann (DEU) BMW Team RMG	Schaeffler BMW M4 DTM	1:29.504	13	100.58	0.517	0.020	160.8	11:00:54
5	99	Mike Rockenfeller (DEU) Audi Sport Team Phoenix	Twin Busch Audi RS5 DTM	1:29.700	13	100.80	0.713	0.196	160.5	10:49:53
6	31	Sheldon Van der Linde (RSA) BMW Team RBM	Shell BMW M4 DTM	1:29.959	14	101.09	0.972	0.259	160.0	10:59:44
7	51	Nico Müller (CHE) Audi Sport Team Abt Sportsline	Castrol EDGE Audi RS 5 DTM	1:30.039	12	101.18	1.052	0.080	159.9	10:59:13
8	10	Harrison Newey (GBR) WRT Team Audi Sport	WRT Audi RS 5 DTM	1:30.043	13	101.19	1.056	0.004	159.9	11:00:28
9	22	Lucas Auer (AUT) BMW Team RMR	BMW Bank M4 DTM	1:30.437	13	101.63	1.450	0.394	159.2	11:01:06
10	28	Loic Duval (FRA) Audi Sport Team Phoenix	BMC Air Filter Audi RS 5 DTM	1:30.652	13	101.87	1.665	0.215	158.8	10:59:06
11	25	Philipp Eng (AUT) BMW Team RBM	ZF BMW M4 DTM	1:30.840	12	102.08	1.853	0.188	158.5	11:00:42
12	62	Ferdinand Habsburg (AUT) WRT Team Audi Sport	WRT Audi RS 5 DTM	1:30.878	12	102.13	1.891	0.038	158.4	10:50:37
13	53	Jamie Green (GBR) Audi Sport Team Rosberg	Akrapovic Audi RS 5 DTM	1:31.145	12	102.43	2.158	0.267	157.9	10:49:43
14	27	Jonathan Aberdein (RSA) BMW Team RMR	CATL BMW M4 DTM	1:31.381	12	102.69	2.394	0.236	157.5	11:01:19
15	8	Robert Kubica (POL) ORLEN Team ART (ART Grand Prix)	BMW M4 CLASS1	1:31.416	13	102.73	2.429	0.035	157.5	11:01:26
16	13	Fabio Scherer (CHE) WRT Team Audi Sport	WRT Audi RS 5 DTM	1:32.117	12	103.52	3.130	0.701	156.3	10:50:28

CARS # 8, 10, 11, 13, 16, 22, 27, 28, 33, 51 & 62 - CANCELLATION OF RELEVANT LAP TIMES (TRACK LIMITS)

time for qualification: 110 % = 0.000

minimum lap :

Subject to final scrutineering !

Issued:

Clerk of the Course:

Timekeeper:

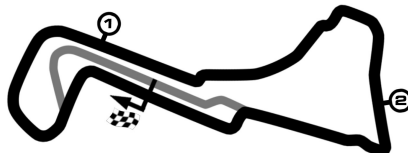


DTM Zolder 1

Circuit Zolder, length 4000 m

09. - 11.10.2020

DTM



DTM

Lap by Lap qualifying 1, 10.10.2020

-Reg.No.: C-Z-DTM-015

4 Robin Frijns , Aral Ultimate Audi RS 5 DTM / NLD															
1	2:22.366	2	1:34.806	3	1:31.581	4	1:34.656	5	1:30.035	6	1:29.964	pit	1:47.624	8	2:21.011
9	1:34.191	10	1:33.690	11	1:30.549	12	1:29.484	pit	2:01.954						

8 Robert Kubica , BMW M4 CLASS1 / POL															
1	2:57.604	2	1:39.469	3	1:35.590	4	1:34.221	5	1:39.971	6	1:32.517	7	1:31.873	pit	1:49.152
9	2:16.807	10	1:44.705	11	1:33.328	12	1:31.416	pit	2:04.909						

10 Harrison Newey , WRT Audi RS 5 DTM / GBR															
1	2:25.306	2	1:39.607	3	1:34.913	4	1:32.321	5	1:32.101	6	1:31.285	7	1:30.690	pit	1:45.316
9	2:21.106	10	1:34.884	11	1:31.177	12	1:30.043	pit	2:06.395						

11 Marco Wittmann , Schaeffler BMW M4 DTM / DEU															
1	2:28.498	2	1:45.521	3	1:38.017	4	1:32.914	5	1:34.738	6	1:31.243	7	1:30.265	8	1:31.366
pit	1:49.108	10	2:33.196	11	1:30.105	12	1:29.504	pit	1:59.087						

13 Fabio Scherer , WRT Audi RS 5 DTM / CHE															
1	2:26.956	2	1:42.661	3	1:38.069	4	1:35.102	5	1:33.432	6	1:32.117	pit	1:53.001	8	3:02.619
9	1:39.230	10	1:35.014	11	1:32.333	12	2:01.639	pit							

16 Timo Glock , iQOO BMW M4 DTM / DEU															
1	2:48.427	2	1:47.252	3	1:41.111	4	1:34.022	5	1:32.290	6	1:31.527	7	1:34.822	8	1:29.678
9	1:29.333	10	1:45.177	11	1:32.516	12	1:30.991	pit	2:11.520						

22 Lucas Auer , BMW Bank M4 DTM / AUT															
1	2:46.006	2	1:47.559	3	1:38.257	4	1:34.324	5	1:32.813	6	1:31.399	pit	1:47.548	8	2:15.273
9	1:33.587	10	1:32.180	11	1:36.945	12	1:30.437	pit	2:01.990						

25 Philipp Eng , ZF BMW M4 DTM / AUT															
1	2:33.788	2	1:46.654	3	1:34.238	4	1:33.229	5	1:32.890	pit	1:45.438	7	2:34.083	pit	1:57.832
9	2:21.970	10	1:31.236	11	1:30.840	12	2:00.267	pit							

27 Jonathan Aberdein , CATL BMW M4 DTM / RSA															
1	2:39.403	2	1:48.677	3	1:38.675	4	1:34.196	5	1:33.045	pit	1:46.711	7	2:58.884	pit	2:02.641
9	2:09.931	10	1:36.265	11	1:31.381	12	2:09.804	pit							

28 Loic Duval , BMC Air Filter Audi RS 5 DTM / FRA															
1	2:07.581	2	1:37.422	3	1:35.075	4	1:34.111	5	1:32.328	6	1:31.020	pit	1:44.128	8	2:48.585
9	1:32.962	10	1:32.102	11	1:30.652	12	1:29.868	pit	2:01.574						

31 Sheldon Van der Linde , Shell BMW M4 DTM / RSA															
1	2:31.079	2	1:47.202	3	1:35.659	4	1:35.774	5	1:32.308	6	1:33.392	7	1:30.763	8	1:31.892
9	1:33.838	10	1:30.396	11	1:31.861	12	1:29.959	13	1:29.994	pit	2:07.937				

33 René Rast , Audi Sport RS 5 DTM / DEU															
1	2:01.120	2	1:36.960	3	1:34.300	4	1:32.307	5	1:30.880	6	1:30.275	7	1:29.446	pit	1:44.190
9	2:15.716	10	1:30.480	11	1:29.905	12	1:31.314	13	1:28.987	pit	2:04.110				

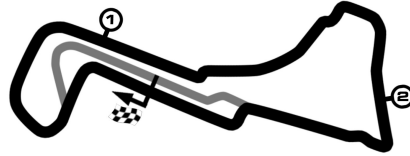
51 Nico Müller , Castrol EDGE Audi RS 5 DTM / CHE															
1	2:16.919	2	1:37.352	3	1:32.965	4	1:30.875	5	1:39.828	pit	1:48.929	7	2:40.307	8	1:34.771

DTM Zolder 1

Circuit Zolder, length 4000 m

09. - 11.10.2020

DTM



DTM

Lap by Lap qualifying 1, 10.10.2020

-Reg.No.: C-Z-DTM-015

9	1:30.984	10	1:30.520	11	1:30.039	pit	1:48.589								
---	----------	----	----------	----	-----------------	-----	----------	--	--	--	--	--	--	--	--

53 Jamie Green , Akrapovic Audi RS 5 DTM / GBR

1	1:56.034	2	1:36.239	3	1:33.789	4	1:31.689	5	1:34.239	6	1:31.145	pit	1:51.184	8	2:20.227
9	1:42.807	10	1:32.732	11	1:33.167	pit	2:05.418								

62 Ferdinand Habsburg , WRT Audi RS 5 DTM / AUT

1	2:39.131	2	1:46.396	3	1:35.229	4	1:33.929	5	1:32.280	6	1:30.878	pit	1:47.525	8	2:20.306
9	1:36.361	10	1:35.825	11	1:33.203	pit	1:59.515								

99 Mike Rockenfeller , Twin Busch Audi RS5 DTM / DEU

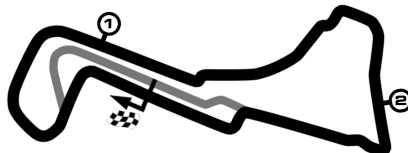
1	2:11.940	2	1:36.095	3	1:33.244	4	1:31.928	5	1:30.590	6	1:29.700	7	1:33.285	pit	1:47.623
9	2:56.561	10	1:38.100	11	1:30.631	12	1:30.329	13	1:59.106						

DTM Zolder 1

Circuit Zolder, length 4000 m

09. - 11.10.2020

DTM



-Reg.No.: C-Z-DTM-015

Lap Analysis qualifying 1, 10.10.2020

4 Robin Frijns , Aral Ultimate Audi RS 5 DTM / NLD									theoretical besttime: 1:29.443								
Lap	Time	S1	V1	S2	V2	S3	V3	Vmax	Lap	Time	S1	V1	S2	V2	S3	V3	Vmax
1	2:22.366	0.000	194	39.306	195	42.285	211	195	8	2:21.011	1:09.193	198	36.955	204	34.863	210	204
2	1:34.806	30.138	207	35.007	216	29.661	220	216	9	1:34.191	29.737	206	34.818	218	29.636	223	218
3	1:31.581	28.602	210	34.113	214	28.866	225	214	10	1:33.690	29.722	207	34.071	220	29.897	226	220
4	1:34.656	28.452	210	33.922	217	32.282	226	217	11	1:30.549	28.561	210	33.440	217	28.548	228	217
5	1:30.035	28.167	213	33.522	221	28.346	217	221	12	1:29.484	28.208	210	33.158	222	28.118	221	222
6	1:29.964	28.393	213	33.416	220	28.155	220	220	13	2:01.954	33.356	178	39.792	174	0.000		174
7	1:47.624	28.830	207	35.149	216	0.000		216									

8 Robert Kubica , BMW M4 CLASS1 / POL									theoretical besttime: 1:31.403								
Lap	Time	S1	V1	S2	V2	S3	V3	Vmax	Lap	Time	S1	V1	S2	V2	S3	V3	Vmax
1	2:57.604	0.000	191	39.082	203	32.865	215	203	8	1:49.152	30.170	204	35.961	214	0.000		214
2	1:39.469	31.847	200	36.654	213	30.968	217	213	9	2:16.807	1:08.885	198	37.043	213	30.879	215	213
3	1:35.590	30.171	209	35.347	217	30.072	217	217	10	1:44.705	30.210	203	39.373	189	35.122	215	189
4	1:34.221	29.798	210	34.870	220	29.553	218	220	11	1:33.328	28.840	213	34.789	218	0.000	220	218
5	1:39.971	29.157	211	34.540	220	36.274	221	220	12	1:31.416	28.430	214	33.839	221	29.147	218	221
6	1:32.517	28.891	210	34.475	220	29.151	218	220	13	2:04.909	34.182	176	41.496	168	0.000		168
7	1:31.873	28.620	210	34.119	221	29.134	217	221									

10 Harrison Newey , WRT Audi RS 5 DTM / GBR									theoretical besttime: 1:29.934								
Lap	Time	S1	V1	S2	V2	S3	V3	Vmax	Lap	Time	S1	V1	S2	V2	S3	V3	Vmax
1	2:25.306	0.000	175	41.739	189	42.898	209	189	8	1:45.316	28.001	212	33.609	221	0.000		221
2	1:39.607	31.866	207	36.873	212	30.868	217	212	9	2:21.106	1:13.032	197	37.485	211	30.589	225	211
3	1:34.913	30.054	208	34.902	215	0.000	225	215	10	1:34.884	29.175	207	36.190	216	0.000	226	216
4	1:32.321	28.861	211	34.292	219	29.168	226	219	11	1:31.177	28.572	209	33.842	220	28.763	226	220
5	1:32.101	28.806	207	34.274	220	29.021	226	220	12	1:30.043	28.062	211	33.573	222	28.408	220	222
6	1:31.285	28.554	209	33.849	222	28.882	220	222	13	2:06.395	34.627	163	41.883	167	0.000		167
7	1:30.690	27.953	210	33.850	221	28.887	226	221									

11 Marco Wittmann , Schaeffler BMW M4 DTM / DEU									theoretical besttime: 1:29.504								
Lap	Time	S1	V1	S2	V2	S3	V3	Vmax	Lap	Time	S1	V1	S2	V2	S3	V3	Vmax
1	2:28.498	0.000	175	43.472	166	40.191	200	166	8	1:31.366	28.301	212	33.628	222	29.437	225	222
2	1:45.521	33.674	195	38.344	208	33.503	211	208	9	1:49.108	28.381	210	37.458	219	0.000		219
3	1:38.017	30.199	206	35.309	216	32.509	218	216	10	2:33.196	1:25.815	208	35.916	221	31.465	223	221
4	1:32.914	29.167	209	34.375	220	29.372	218	220	11	1:30.105	28.244	212	33.425	224	28.436	220	224
5	1:34.738	28.963	210	35.599	219	0.000	221	219	12	1:29.504	27.965	211	33.304	222	28.235	220	222
6	1:31.243	28.609	210	33.922	223	28.712	220	223	13	1:59.087	31.161	176	40.455	181	0.000		181
7	1:30.265	28.186	214	33.516	223	28.563	218	223									

13 Fabio Scherer , WRT Audi RS 5 DTM / CHE									theoretical besttime: 1:31.804								
Lap	Time	S1	V1	S2	V2	S3	V3	Vmax	Lap	Time	S1	V1	S2	V2	S3	V3	Vmax
1	2:26.956	0.000	177	42.613	169	42.414	209	169	7	1:53.001	28.778	206	36.959	210	0.000		210
2	1:42.661	32.985	197	37.546	205	0.000	211	205	8	3:02.619	1:47.543	188	40.036	201	35.040	207	201
3	1:38.069	30.798	204	36.331	214	30.940	211	214	9	1:39.230	31.132	200	37.228	214	0.000	221	214
4	1:35.102	29.856	207	35.141	216	30.105	214	216	10	1:35.014	29.734	208	35.395	214	29.885	223	214
5	1:33.432	29.389	206	34.773	217	29.270	213	217	11	1:32.333	28.895	207	34.455	213	28.983	217	213
6	1:32.117	29.091	206	34.110	220	28.916	215	220	12	2:01.639	34.051	198	39.040	199	0.000		199

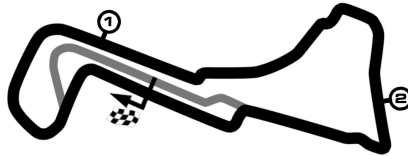
16 Timo Glock , iQOO BMW M4 DTM / DEU									theoretical besttime: 1:29.125								
Lap	Time	S1	V1	S2	V2	S3	V3	Vmax	Lap	Time	S1	V1	S2	V2	S3	V3	Vmax
1	2:48.427	0.000	188	39.777	200	37.178	181	200	8	1:29.678	27.807	210	33.328	224	28.543	217	224
2	1:47.252	32.928	195	41.112	124	33.212	211	124	9	1:29.333	27.827	212	33.194	222	28.312	220	222
3	1:41.111	33.326	191	37.584	214	30.201	220	214	10	1:45.177	29.876	183	40.918	168	34.383	226	168
4	1:34.022	29.302	208	35.396	218	29.324	221	218	11	1:32.516	28.326	206	34.223	216	29.967	226	216
5	1:32.290	28.479	212	34.457	220	29.354	223	220	12	1:30.991	27.950	213	33.006	224	30.035	197	224
6	1:31.527	28.345	210	34.258	222	28.924	220	222	13	2:11.520	37.629	147	44.013	159	0.000		159
7	1:34.822	28.017	213	36.689	217	0.000	223	217									

DTM Zolder 1

Circuit Zolder, length 4000 m

09. - 11.10.2020

DTM



-Reg.No.: C-Z-DTM-015

Lap Analysis qualifying 1, 10.10.2020

22 Lucas Auer , BMW Bank M4 DTM / AUT									theoretical besttime: 1:30.437								
Lap	Time	S1	V1	S2	V2	S3	V3	Vmax	Lap	Time	S1	V1	S2	V2	S3	V3	Vmax
1	2:46.006	0.000	175	41.706	116	43.462	209	116	8	2:15.273	1:07.851	198	36.481	213	30.941	217	213
2	1:47.559	32.222	200	39.755	208	35.582	218	208	9	1:33.587	29.480	208	34.655	217	0.000	221	217
3	1:38.257	30.283	204	37.146	214	30.828	215	214	10	1:32.180	28.550	209	34.869	219	28.761	223	219
4	1:34.324	29.512	209	35.118	217	29.694	220	217	11	1:36.945	29.177	210	34.191	219	33.577	221	219
5	1:32.813	28.969	210	34.531	221	29.313	220	221	12	1:30.437	28.232	212	33.702	221	28.503	218	221
6	1:31.399	28.426	211	34.102	221	28.871	221	221	13	2:01.990	33.458	177	40.369	176	0.000		176
7	1:47.548	28.474	211	35.589	220	0.000		220									

25 Philipp Eng , ZF BMW M4 DTM / AUT									theoretical besttime: 1:30.759								
Lap	Time	S1	V1	S2	V2	S3	V3	Vmax	Lap	Time	S1	V1	S2	V2	S3	V3	Vmax
1	2:33.788	0.000	191	41.885	195	42.723	210	195	7	2:34.083	1:13.542	186	43.694	190	36.847	203	190
2	1:46.654	31.267	205	36.277	212	39.110	217	212	8	1:57.832	33.344	197	38.878	203	0.000		203
3	1:34.238	29.948	208	34.613	217	29.677	218	217	9	2:21.970	1:07.819	201	36.048	218	38.103	218	218
4	1:33.229	29.421	211	34.381	219	29.427	220	219	10	1:31.236	28.597	214	33.838	218	28.801	217	218
5	1:32.890	29.064	212	34.548	218	29.278	218	218	11	1:30.840	28.315	210	33.827	221	28.698	221	221
6	1:45.438	28.734	212	33.746	221	0.000		221	12	2:00.267	34.130	161	40.996	158	0.000		158

27 Jonathan Aberdein , CATL BMW M4 DTM / RSA									theoretical besttime: 1:30.945								
Lap	Time	S1	V1	S2	V2	S3	V3	Vmax	Lap	Time	S1	V1	S2	V2	S3	V3	Vmax
1	2:39.403	0.000	190	39.734	193	44.209	143	193	7	2:58.884	1:39.967	174	43.235	193	0.000	203	193
2	1:48.677	34.663	202	37.212	212	36.802	211	212	8	2:02.641	35.801	194	40.776	192	0.000		192
3	1:38.675	30.957	207	37.430	216	0.000	223	216	9	2:09.931	1:05.779	210	35.317	217	28.835	223	217
4	1:34.196	29.576	212	34.984	218	29.636	218	218	10	1:36.265	28.963	199	38.037	216	0.000	225	216
5	1:33.045	29.641	213	34.606	216	28.798	220	216	11	1:31.381	28.432	215	34.635	218	28.314	221	218
6	1:46.711	29.415	208	34.199	220	0.000		220	12	2:09.804	35.224	158	43.925	148	0.000		148

28 Loic Duval , BMC Air Filter Audi RS 5 DTM / FRA									theoretical besttime: 1:29.671								
Lap	Time	S1	V1	S2	V2	S3	V3	Vmax	Lap	Time	S1	V1	S2	V2	S3	V3	Vmax
1	2:07.581	0.000	189	40.076	192	35.823	211	192	8	2:48.585	1:35.960	201	36.476	215	36.149	223	215
2	1:37.422	30.720	203	36.219	213	30.483	213	213	9	1:32.962	29.198	208	34.181	218	0.000	221	218
3	1:35.075	30.330	199	34.979	216	29.766	223	216	10	1:32.102	28.686	212	34.187	219	29.229	225	219
4	1:34.111	29.111	210	34.393	219	30.607	221	219	11	1:30.652	28.176	214	33.772	221	28.704	226	221
5	1:32.328	28.801	212	34.265	219	29.262	226	219	12	1:29.868	28.019	213	32.972	222	0.000	226	222
6	1:31.020	28.535	212	33.805	220	28.680	226	220	13	2:01.574	30.005	152	42.781	171	0.000		171
7	1:44.128	28.099	212	33.364	219	0.000		219									

31 Sheldon Van der Linde , Shell BMW M4 DTM / RSA									theoretical besttime: 1:29.665								
Lap	Time	S1	V1	S2	V2	S3	V3	Vmax	Lap	Time	S1	V1	S2	V2	S3	V3	Vmax
1	2:31.079	0.000	162	43.077	188	41.389	206	188	8	1:31.892	29.767	210	33.648	220	28.477	228	220
2	1:47.202	32.831	200	37.050	209	37.321	211	209	9	1:33.838	28.984	211	34.438	216	30.416	226	216
3	1:35.659	30.721	206	35.025	216	29.913	214	216	10	1:30.396	28.420	213	33.566	221	28.410	220	221
4	1:35.774	29.819	209	35.632	213	30.323	220	213	11	1:31.861	28.446	213	34.080	220	29.335	228	220
5	1:32.308	29.187	211	34.038	220	29.083	217	220	12	1:29.959	28.099	214	33.689	219	28.171	218	219
6	1:33.392	28.908	213	33.783	222	30.701	226	222	13	1:29.994	28.363	215	33.413	221	28.218	217	221
7	1:30.763	28.577	213	33.395	223	28.791	218	223	14	2:07.937	38.074	138	41.948	160	0.000		160

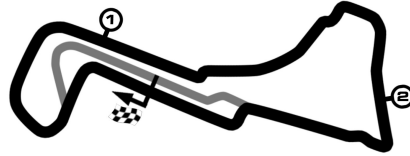
33 René Rast , Audi Sport RS 5 DTM / DEU									theoretical besttime: 1:28.987								
Lap	Time	S1	V1	S2	V2	S3	V3	Vmax	Lap	Time	S1	V1	S2	V2	S3	V3	Vmax
1	2:01.120	0.000	188	40.514	202	34.060	221	202	8	1:44.190	27.867	212	33.952	218	0.000		218
2	1:36.960	30.845	204	36.103	212	30.012	217	212	9	2:15.716	1:07.599	167	38.150	213	29.967	225	213
3	1:34.300	29.816	212	34.788	216	29.696	217	216	10	1:30.480	28.612	211	33.544	219	28.324	218	219
4	1:32.307	29.084	213	34.133	221	29.090	217	221	11	1:29.905	28.043	213	33.429	223	28.433	218	223
5	1:30.880	28.638	211	33.581	221	0.000	218	221	12	1:31.314	27.803	213	33.119	222	30.392	223	222
6	1:30.275	28.434	215	33.358	221	28.483	220	221	13	1:28.987	27.797	213	33.117	222	28.073	218	222
7	1:29.446	27.878	211	33.366	222	28.202	221	222	14	2:04.110	36.874	165	39.660	179	0.000		179

DTM Zolder 1

Circuit Zolder, length 4000 m

09. - 11.10.2020

DTM



DTM

Lap Analysis qualifying 1, 10.10.2020

-Reg.No.: C-Z-DTM-015

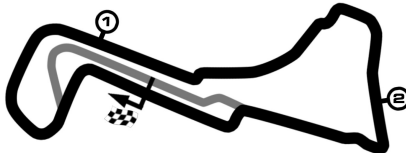
51 Nico Müller , Castrol EDGE Audi RS 5 DTM / CHE									theoretical besttime: 1:30.039								
Lap	Time	S1	V1	S2	V2	S3	V3	Vmax	Lap	Time	S1	V1	S2	V2	S3	V3	Vmax
1	2:16.919	0.000	190	40.413	188	39.824	211	188	7	2:40.307	1:34.915	204	35.503	216	29.889	226	216
2	1:37.352	30.607	203	36.487	215	30.258	223	215	8	1:34.771	28.436	207	37.261	210	0.000	226	210
3	1:32.965	29.220	209	34.585	218	29.160	226	218	9	1:30.984	28.600	214	33.994	221	28.390	228	221
4	1:30.875	28.482	211	33.868	221	28.525	226	221	10	1:30.520	28.383	213	33.748	221	28.389	225	221
5	1:39.828	35.671	201	35.165	219	28.992	226	219	11	1:30.039	28.080	212	33.678	222	28.281	226	222
6	1:48.929	28.303	214	36.884	210	0.000		210	12	1:48.589	29.176	214	34.523	201	0.000		201

53 Jamie Green , Akrapovic Audi RS 5 DTM / GBR									theoretical besttime: 1:31.074								
Lap	Time	S1	V1	S2	V2	S3	V3	Vmax	Lap	Time	S1	V1	S2	V2	S3	V3	Vmax
1	1:56.034	0.000	191	39.742	189	33.006	211	189	7	1:51.184	30.047	208	37.399	211	0.000		211
2	1:36.239	30.633	205	35.564	214	30.042	214	214	8	2:20.227	1:08.026	196	38.007	200	34.194	214	200
3	1:33.789	29.333	207	34.999	217	29.457	217	217	9	1:42.807	30.158	201	38.742	145	33.907	217	145
4	1:31.689	28.931	210	33.865	221	28.893	217	221	10	1:32.732	28.853	209	34.847	219	29.032	220	219
5	1:34.239	30.834	211	34.200	220	29.205	217	220	11	1:33.167	28.743	212	33.916	219	30.508	226	219
6	1:31.145	28.814	209	33.670	222	28.661	217	222	12	2:05.418	38.076	192	42.185	178	0.000		178

62 Ferdinand Habsburg , WRT Audi RS 5 DTM / AUT									theoretical besttime: 1:30.878								
Lap	Time	S1	V1	S2	V2	S3	V3	Vmax	Lap	Time	S1	V1	S2	V2	S3	V3	Vmax
1	2:39.131	0.000	189	40.861	192	41.318	209	192	7	1:47.525	28.409	208	34.889	217	0.000		217
2	1:46.396	32.040	199	37.213	208	37.143	218	208	8	2:20.306	1:10.258	194	38.488	208	31.560	209	208
3	1:35.229	30.300	207	35.162	216	29.767	223	216	9	1:36.361	30.404	202	35.780	216	30.177	223	216
4	1:33.929	29.550	209	34.909	218	0.000	223	218	10	1:35.825	29.011	210	35.771	219	31.043	223	219
5	1:32.280	28.791	211	34.280	218	29.209	221	218	11	1:33.203	29.830	211	34.043	218	29.330	218	218
6	1:30.878	28.361	210	33.957	221	28.560	220	221	12	1:59.515	28.405	208	40.034	113	0.000		113

99 Mike Rockenfeller , Twin Busch Audi RS5 DTM / DEU									theoretical besttime: 1:29.608								
Lap	Time	S1	V1	S2	V2	S3	V3	Vmax	Lap	Time	S1	V1	S2	V2	S3	V3	Vmax
1	2:11.940	0.000	191	39.720	197	36.519	214	197	8	1:47.623	28.959	205	35.065	217	0.000		217
2	1:36.095	30.522	201	35.663	215	29.910	223	215	9	2:56.561	1:46.551	195	37.954	198	32.056	214	198
3	1:33.244	29.130	210	34.945	219	29.169	226	219	10	1:38.100	32.319	202	35.602	217	30.179	226	217
4	1:31.928	28.878	212	34.181	220	28.869	220	220	11	1:30.631	28.319	215	33.856	223	28.456	226	223
5	1:30.590	28.417	214	33.709	223	28.464	226	223	12	1:30.329	27.922	216	33.403	223	29.004	218	223
6	1:29.700	28.014	215	33.362	224	28.324	220	224	13	1:59.106	33.815	191	39.391	192	0.000		192
7	1:33.285	28.129	211	35.114	206	30.042	214	206									

DTM Zolder 1
Circuit Zolder, length 4000 m
09. - 11.10.2020
DTM



Best Sector Times qualifying 1

-Reg.No.: C-Z-DTM-015

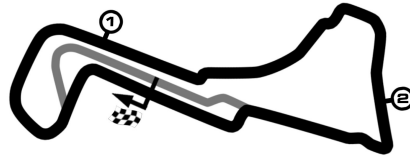
Pos.	sector 1			sector 2			sector 3			theoretical and best lap time				
	No	Driver	Time	No	Driver	Time	No	Driver	Time	No	Driver	theoretical	Best	Pos
1	33	Rast R.	27.797	28	Duval L.	32.972	33	Rast R.	28.073	33	Rast R.	1:28.987	1:28.987	1
2	16	Glock T.	27.807	16	Glock T.	33.006	4	Frijns R.	28.118	16	Glock T.	1:29.125	1:29.333	2
3	99	Rockenfeller M.	27.922	33	Rast R.	33.117	31	Van der Linde S.	28.171	4	Frijns R.	1:29.443	1:29.484	3
4	10	Newey H.	27.953	4	Frijns R.	33.158	11	Wittmann M.	28.235	11	Wittmann M.	1:29.504	1:29.504	4
5	11	Wittmann M.	27.965	11	Wittmann M.	33.304	51	Müller N.	28.281	99	Rockenfeller M.	1:29.608	1:29.700	5
6	28	Duval L.	28.019	99	Rockenfeller M.	33.362	16	Glock T.	28.312	31	Van der Linde S.	1:29.665	1:29.959	6
7	51	Müller N.	28.080	31	Van der Linde S.	33.395	27	Aberdein J.	28.314	28	Duval L.	1:29.671	1:30.652	10
8	31	Van der Linde S.	28.099	10	Newey H.	33.573	99	Rockenfeller M.	28.324	10	Newey H.	1:29.934	1:30.043	8
9	4	Frijns R.	28.167	53	Green J.	33.670	10	Newey H.	28.408	51	Müller N.	1:30.039	1:30.039	7
10	22	Auer L.	28.232	51	Müller N.	33.678	22	Auer L.	28.503	22	Auer L.	1:30.437	1:30.437	9
11	25	Eng P.	28.315	22	Auer L.	33.702	62	Habsburg F.	28.560	25	Eng P.	1:30.759	1:30.840	11
12	62	Habsburg F.	28.361	25	Eng P.	33.746	53	Green J.	28.661	62	Habsburg F.	1:30.878	1:30.878	12
13	8	Kubica R.	28.430	8	Kubica R.	33.839	28	Duval L.	28.680	27	Aberdein J.	1:30.945	1:31.381	14
14	27	Aberdein J.	28.432	62	Habsburg F.	33.957	25	Eng P.	28.698	53	Green J.	1:31.074	1:31.145	13
15	53	Green J.	28.743	13	Scherer F.	34.110	13	Scherer F.	28.916	8	Kubica R.	1:31.403	1:31.416	15
16	13	Scherer F.	28.778	27	Aberdein J.	34.199	8	Kubica R.	29.134	13	Scherer F.	1:31.804	1:32.117	16

DTM Zolder 1

Circuit Zolder, length 4000 m

09. - 11.10.2020

DTM

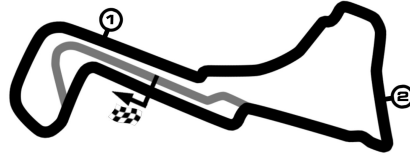


DTM

Topspeed qualifying 1, 10.10.2020


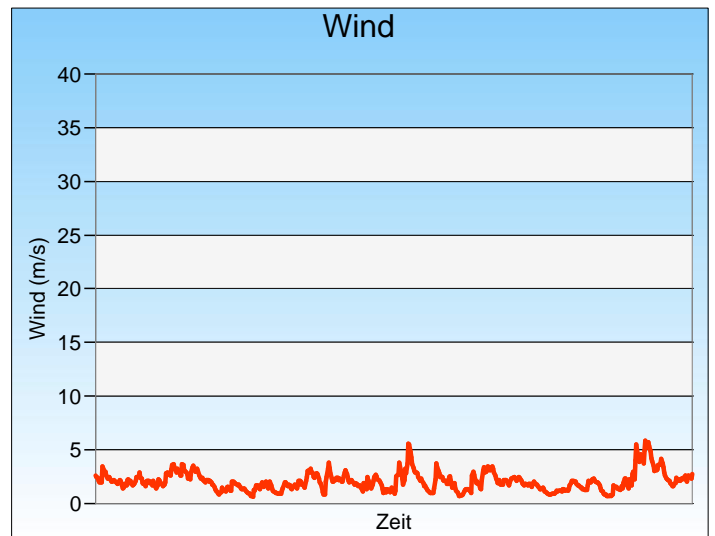
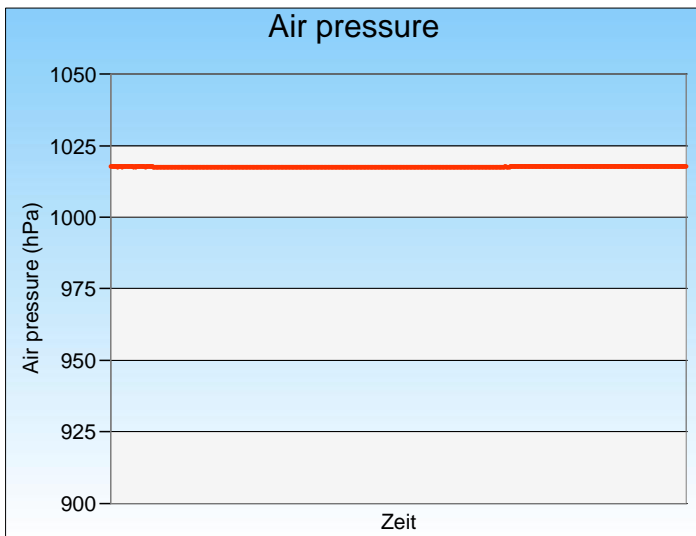
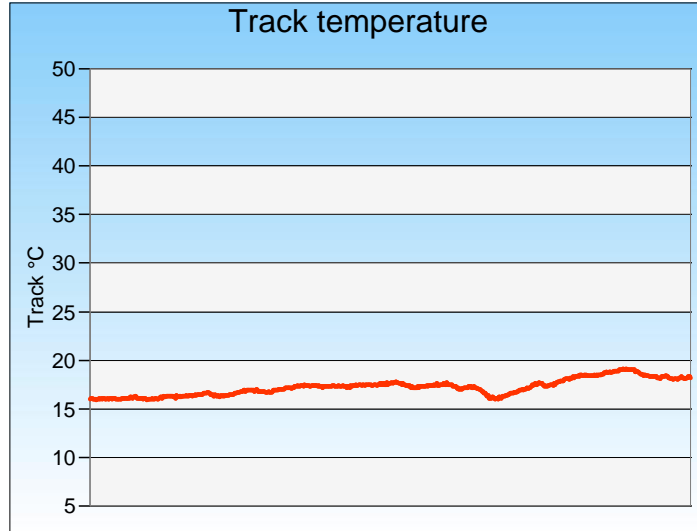
-Reg.No.: C-Z-DTM-015

Car No.	Driver	Make	Speed km/h
11	Marco Wittmann	Schaeffler BMW M4 DTM	224
99	Mike Rockenfeller	Twin Busch Audi RS5 DTM	224
16	Timo Glock	iQOO BMW M4 DTM	224
31	Sheldon Van der Linde	Shell BMW M4 DTM	223
33	René Rast	Audi Sport RS 5 DTM	223
4	Robin Frijns	Aral Ultimate Audi RS 5 DTM	222
53	Jamie Green	Akrapovic Audi RS 5 DTM	222
51	Nico Müller	Castrol EDGE Audi RS 5 DTM	222
10	Harrison Newey	WRT Audi RS 5 DTM	222
28	Loic Duval	BMC Air Filter Audi RS 5 DTM	222
8	Robert Kubica	BMW M4 CLASS1	221
62	Ferdinand Habsburg	WRT Audi RS 5 DTM	221
22	Lucas Auer	BMW Bank M4 DTM	221
25	Philipp Eng	ZF BMW M4 DTM	221
13	Fabio Scherer	WRT Audi RS 5 DTM	220
27	Jonathan Aberdein	CATL BMW M4 DTM	220



Weather qualifying 1

10.10.2020, 10:40:00 - 11:00:00



Weather:

