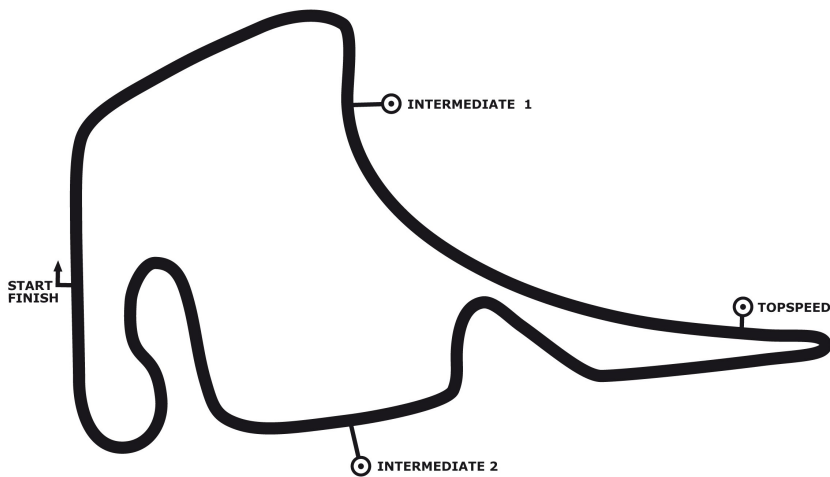


DTM

DTM Hockenheimring

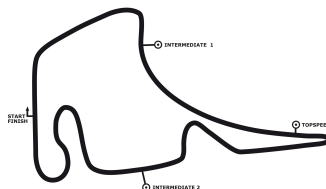
race 2



Hockenheimring BW 4574 m

06. - 08.11.2020

DTM Hockenheimring
Hockenheimring BW, length 4574 m
06. - 08.11.2020
DTM



Result race 2, 08.11.2020

DMSB-Reg.No.: R-12025-A/20

Rk	No	DRIVER/ENTRANT	CAR	LAPS	TIME	GAP	INT	km/h	BEST	IN
1	33	René Rast (DEU) Audi Sport Team Rosberg	Audi Sport RS 5 DTM	37	57:49.271			175.615	1:31.027	20
2	51	Nico Müller (CHE) Audi Sport Team Abt Sportsline	Castrol EDGE Audi RS 5 DTM	37	57:59.470	10.199	10.199	175.100	1:31.289	17
3	53	Jamie Green (GBR) Audi Sport Team Rosberg	Akrapovic Audi RS 5 DTM	37	58:02.680	13.409	3.210	174.939	1:31.642	19
4	99	Mike Rockenfeller (DEU) Audi Sport Team Phoenix	Twin Busch Audi RS5 DTM	37	58:05.919	16.648	3.239	174.777	1:31.717	22
5	4	Robin Frijns (NLD) Audi Sport Team Abt Sportsline	Aral Ultimate Audi RS 5 DTM	37	58:07.158	17.887	1.239	174.714	1:31.526	19
6	28	Loic Duval (FRA) Audi Sport Team Phoenix	BMC Air Filter Audi RS 5 DTM	37	58:15.339	26.068	8.181	174.305	1:31.428	20
7	27	Jonathan Aberdein (RSA) BMW Team RMR	CATL BMW M4 DTM	37	58:21.944	32.673	6.605	173.977	1:31.374	20
8	16	Timo Glock (DEU) BMW Team RMG	iQOO BMW M4 DTM	37	58:29.722	40.451	7.778	173.591	1:31.521	18
9	31	Sheldon Van der Linde (RSA) BMW Team RBM	Shell BMW M4 DTM	37	58:30.245	40.974	0.523	173.565	1:31.782	24
10	25	Philipp Eng (AUT) BMW Team RBM	ZF BMW M4 DTM	37	58:32.515	43.244	2.270	173.453	1:32.049	19
11	11	Marco Wittmann (DEU) BMW Team RMG	Schaeffler BMW M4 DTM	37	58:37.747	48.476	5.232	173.195	1:31.435	21
12	13	Fabio Scherer (CHE) WRT Team Audi Sport	WRT Audi RS 5 DTM	37	58:42.298	53.027	4.551	172.971	1:32.222	21
13	10	Harrison Newey (GBR) WRT Team Audi Sport	WRT Audi RS 5 DTM	37	58:45.784	56.513	3.486	172.800	1:31.266	21
14	62	Ferdinand Habsburg (AUT) WRT Team Audi Sport	WRT Audi RS 5 DTM	37	58:54.366	1:05.095	8.582	172.381	1:32.079	4
15	8	Robert Kubica (POL) ORLEN Team ART (ART Grand Pr	BMW M4 CLASS1	37	59:05.224	1:15.953	10.858	171.853	1:32.206	17
16	22	Lucas Auer (AUT) BMW Team RMR	BMW Bank M4 DTM	36	57:52.200	1 Runde	1 Runde	170.725	1:32.164	16

fastest lap: 33 Rast René 1:31.027 = 180.896 km/h at lap 20

Issued:	Clerk of the Course:	Timekeeper:	
---------	----------------------	-------------	--

Subject to final scrutineering !



Lapchart: DTM race 2

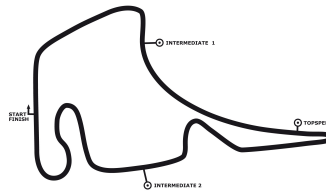
POS	1	2	3	4	5	6	7	8	9	10	11	12	13	14	15	16
LAP 1	99	33	51	53	27	4	62	28	16	25	8	31	22	11	13	10
LAP 2	99	33	51	53	27	4	62	28	16	25	8	22	31	11	13	10
LAP 3	33	99	51	53	27	4	62	28	16	25	8	22	31	11	13	10
LAP 4	33	99	51	53	27	4	62	28	16	25	22	31	13	8	11	10
LAP 5	33	99	51	53	27	4	62	28	16	25	22	31	13	8	11	10
LAP 6	33	99	51	53	27	4	62	28	16	25	22	31	13	8	11	10
LAP 7	33	99	51	53	27	4	62	28	16	25	31	22	13	8	11	10
LAP 8	33	51	99	53	27	4	62	28	16	25	31	22	13	8	11	10
LAP 9	33	51	99	53	27	4	62	28	16	25	31	13	22	8	11	10
LAP 10	33	51	99	53	27	4	28	62	16	25	31	13	22	8	11	10
LAP 11	33	51	99	53	27	4	28	62	16	25	31	13	8	22	11	10
LAP 12	33	51	99	53	4	27	28	62	16	25	31	13	8	11	10	22.
LAP 13	33	51	99	53	4	27	28	62	16	25	31	13	11	8	10	22
LAP 14	33	99	53	51.	4	27	28	62	25	31	13	16.	11	10	8.	22
LAP 15	33	53	99.	4.	28	27.	62	31	13	25.	11	10	51	16	22	8
LAP 16	33	53.	28	31	62.	13	11	51	10	99	4	27	16	25	22	8
LAP 17	33.	28.	31	51	13.	11	10	99	53	4	27	16	25	62.	22	8
LAP 18	31	51	33	99	4	53	11.	10.	27	16	28	25	22	13	8	62
LAP 19	51	31.	33	99	4	53	27	16	28	25	22	8	13	11	10	62
LAP 20	51	33	99	4	53	27	16	28	25	22	8	13	31	11	10	62
LAP 21	51	33	99	4	53	27	16	28	25	22	13	8	31	11	10	62
LAP 22	51	33	99	4	53	27	28	16	25	13	31	22	8	11	10	62
LAP 23	51	33	99	4	53	27	28	16	25	31	13	22	11	8	10	62
LAP 24	33	51	99	4	53	27	28	16	25	31	13	11	22	8	10	62
LAP 25	33	51	99	4	53	27	28	16	25	31	13	11	8	10	62	22.
LAP 26	33	51	99	4	53	27	28	16	25	31	13	11	10	8	62	22
LAP 27	33	51	99	4	53	27	28	16	25	31	13	11	10	8	62	22
LAP 28	33	51	99	4	53	28	27	16	25	31	11	13	10	62	8	22
LAP 29	33	51	99	4	53	28	27	16	25	31	11	13	10	62	8	22
LAP 30	33	51	99	53	4	28	27	16	25	31	11	13	10	62	8	22
LAP 31	33	51	99	53	4	28	27	16	25	31	11	13	10	62	8	22
LAP 32	33	51	99	53	4	28	27	16	25	31	11	13	10	62	8	22
LAP 33	33	51	99	53	4	28	27	16	25	31	11	13	10	62	8	22
LAP 34	33	51	99	53	4	28	27	16	25	31	11	13	10	62	8	22
LAP 35	33	51	53	99	4	28	27	16	25	31	11	13	10	62	8	22
LAP 36	33	51	53	99	4	28	27	16	31	25	11	13	10	62	8	22
LAP 37	33	51	53	99	4	28	27	16	31	25	11	13	10	62	8	

DTM Hockenheimring

Hockenheimring BW, length 4574 m

06. - 08.11.2020

DTM



Lap by Lap race 2, 08.11.2020

DMSB-Reg.No.: R-12025-A/20

4 Robin Frijns , Aral Ultimate Audi RS 5 DTM / NLD															
1	1:41.804	2	1:31.953	3	1:32.023	4	1:31.947	5	1:32.427	6	1:32.341	7	1:32.461	8	1:32.603
9	1:32.794	10	1:32.719	11	1:33.463	12	1:32.891	13	1:32.960	14	1:33.514	pit	1:38.556	16	2:02.754
17	1:31.901	18	1:31.990	19	1:31.526	20	1:31.636	21	1:31.946	22	1:32.516	23	1:31.801	24	1:32.610
25	1:33.144	26	1:33.090	27	1:33.640	28	1:33.845	29	1:33.945	30	1:36.061	31	1:34.428	32	1:33.431
33	1:33.647	34	1:33.971	35	1:34.650	36	1:34.726	37	1:35.444						

8 Robert Kubica , BMW M4 CLASS1 / POL															
1	1:42.936	2	1:34.015	3	1:33.111	4	1:35.903	5	1:33.480	6	1:33.559	7	1:33.482	8	1:33.747
9	1:34.254	10	1:34.702	11	1:34.655	12	1:35.238	13	1:35.627	pit	1:40.167	15	2:04.283	16	1:32.719
17	1:32.206	18	1:33.341	19	1:33.092	20	1:33.250	21	1:33.684	22	1:34.172	23	1:34.912	24	1:34.744
25	1:34.961	26	1:35.300	27	1:35.467	28	1:36.132	29	1:35.754	30	1:35.474	31	1:36.140	32	1:36.160
33	1:35.764	34	1:35.138	35	1:35.283	36	1:36.393	37	1:35.979						

10 Harrison Newey , WRT Audi RS 5 DTM / GBR															
1	1:44.781	2	1:34.059	3	1:33.419	4	1:34.187	5	1:34.001	6	1:33.773	7	1:33.213	8	1:33.705
9	1:34.515	10	1:34.841	11	1:35.123	12	1:35.440	13	1:34.695	14	1:34.738	15	1:34.816	16	1:35.711
17	1:35.119	pit	1:42.084	19	2:04.192	20	1:32.632	21	1:31.266	22	1:32.248	23	1:32.454	24	1:32.506
25	1:33.597	26	1:32.628	27	1:33.219	28	1:33.504	29	1:33.542	30	1:33.538	31	1:35.257	32	1:34.569
33	1:34.136	34	1:34.613	35	1:34.437	36	1:34.545	37	1:34.681						

11 Marco Wittmann , Schaeffler BMW M4 DTM / DEU															
1	1:43.968	2	1:34.193	3	1:33.189	4	1:34.873	5	1:33.634	6	1:33.566	7	1:33.423	8	1:33.750
9	1:34.241	10	1:34.726	11	1:35.293	12	1:34.620	13	1:34.285	14	1:34.878	15	1:34.856	16	1:34.817
17	1:35.110	pit	1:39.777	19	2:04.492	20	1:32.368	21	1:31.435	22	1:31.485	23	1:32.995	24	1:32.958
25	1:32.554	26	1:32.895	27	1:33.280	28	1:33.579	29	1:33.172	30	1:33.440	31	1:34.248	32	1:33.845
33	1:33.791	34	1:34.341	35	1:34.640	36	1:34.168	37	1:34.862						

13 Fabio Scherer , WRT Audi RS 5 DTM / CHE															
1	1:44.355	2	1:34.059	3	1:33.401	4	1:32.948	5	1:32.943	6	1:32.876	7	1:33.667	8	1:33.863
9	1:33.805	10	1:34.420	11	1:33.807	12	1:34.062	13	1:34.268	14	1:34.764	15	1:34.307	16	1:34.086
pit	1:39.220	18	2:06.286	19	1:34.471	20	1:32.594	21	1:32.222	22	1:32.387	23	1:33.687	24	1:32.932
25	1:33.355	26	1:33.735	27	1:34.391	28	1:35.022	29	1:34.280	30	1:34.246	31	1:34.147	32	1:34.230
33	1:34.285	34	1:34.379	35	1:34.493	36	1:34.702	37	1:35.603						

16 Timo Glock , iQOO BMW M4 DTM / DEU															
1	1:42.407	2	1:33.401	3	1:32.319	4	1:32.318	5	1:32.801	6	1:33.077	7	1:32.933	8	1:33.409
9	1:33.434	10	1:34.819	11	1:34.583	12	1:34.262	13	1:34.267	pit	1:39.550	15	2:04.386	16	1:31.955
17	1:31.571	18	1:31.521	19	1:31.578	20	1:32.509	21	1:32.600	22	1:33.562	23	1:33.510	24	1:34.264
25	1:34.173	26	1:34.210	27	1:34.800	28	1:34.135	29	1:34.730	30	1:34.482	31	1:34.615	32	1:34.275
33	1:34.734	34	1:34.607	35	1:34.221	36	1:34.909	37	1:34.795						

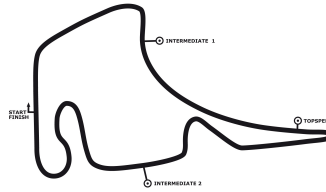
22 Lucas Auer , BMW Bank M4 DTM / AUT															
1	1:43.648	2	1:33.833	3	1:32.947	4	1:32.958	5	1:32.687	6	1:33.130	7	1:34.671	8	1:33.874
9	1:35.508	10	1:35.451	11	1:35.784	pit	1:41.080	13	2:06.084	14	1:33.169	15	1:32.249	16	1:32.164
17	1:32.752	18	1:34.694	19	1:33.172	20	1:33.226	21	1:33.011	22	1:34.634	23	1:34.996	24	1:35.498
pit	1:40.428	26	2:13.632	27	1:33.026	28	1:33.026	29	1:33.687	30	1:33.847	31	1:33.794	32	1:33.583
33	1:33.989	34	1:33.647	35	1:33.896	36	1:34.425								

DTM Hockenheimring

Hockenheimring BW, length 4574 m

06. - 08.11.2020

DTM



Lap by Lap race 2, 08.11.2020

DMSB-Reg.No.: R-12025-A/20

25 Philipp Eng , ZF BMW M4 DTM / AUT															
1	1:42.665	2	1:33.466	3	1:32.393	4	1:32.660	5	1:33.098	6	1:32.750	7	1:33.371	8	1:33.138
9	1:33.657	10	1:34.083	11	1:34.512	12	1:34.587	13	1:34.143	14	1:34.511	pit	1:38.915	16	2:05.330
17	1:32.551	18	1:32.284	19	1:32.049	20	1:32.291	21	1:33.169	22	1:32.722	23	1:33.430	24	1:33.639
25	1:33.205	26	1:33.767	27	1:34.081	28	1:34.037	29	1:33.915	30	1:34.493	31	1:34.292	32	1:34.202
33	1:34.405	34	1:34.709	35	1:35.160	36	1:35.311	37	1:35.524						

27 Jonathan Aberdein , CATL BMW M4 DTM / RSA															
1	1:40.796	2	1:32.346	3	1:31.529	4	1:31.907	5	1:32.147	6	1:32.649	7	1:32.351	8	1:32.995
9	1:32.775	10	1:32.926	11	1:33.748	12	1:34.195	13	1:33.859	14	1:34.254	pit	1:39.464	16	2:09.326
17	1:31.885	18	1:31.587	19	1:31.874	20	1:31.374	21	1:32.230	22	1:32.003	23	1:32.874	24	1:33.410
25	1:33.784	26	1:33.382	27	1:33.598	28	1:35.690	29	1:35.402	30	1:34.861	31	1:33.673	32	1:33.910
33	1:34.162	34	1:34.074	35	1:34.350	36	1:34.808	37	1:35.746						

28 Loic Duval , BMC Air Filter Audi RS 5 DTM / FRA															
1	1:42.007	2	1:33.416	3	1:32.182	4	1:32.389	5	1:32.457	6	1:32.961	7	1:32.977	8	1:33.167
9	1:33.336	10	1:34.577	11	1:33.622	12	1:33.259	13	1:33.451	14	1:33.861	15	1:34.105	16	1:33.806
pit	1:39.034	18	2:03.811	19	1:32.416	20	1:31.428	21	1:31.683	22	1:31.445	23	1:31.925	24	1:32.088
25	1:33.328	26	1:33.497	27	1:33.337	28	1:33.882	29	1:35.183	30	1:33.265	31	1:33.448	32	1:33.383
33	1:33.734	34	1:34.086	35	1:33.978	36	1:34.526	37	1:34.289						

31 Sheldon Van der Linde , Shell BMW M4 DTM / RSA															
1	1:43.211	2	1:34.554	3	1:32.944	4	1:33.411	5	1:32.563	6	1:32.920	7	1:32.897	8	1:33.386
9	1:33.528	10	1:33.876	11	1:34.455	12	1:34.134	13	1:34.267	14	1:34.368	15	1:34.366	16	1:34.102
17	1:33.989	18	1:34.037	pit	1:38.933	20	2:09.366	21	1:32.609	22	1:32.067	23	1:31.851	24	1:31.782
25	1:32.319	26	1:32.725	27	1:33.341	28	1:33.184	29	1:33.226	30	1:33.433	31	1:33.698	32	1:33.765
33	1:33.782	34	1:34.191	35	1:34.633	36	1:34.265	37	1:34.067						

33 René Rast , Audi Sport RS 5 DTM / DEU															
1	1:38.129	2	1:31.712	3	1:31.738	4	1:31.633	5	1:31.792	6	1:32.040	7	1:32.275	8	1:32.328
9	1:32.398	10	1:32.692	11	1:32.766	12	1:32.897	13	1:32.876	14	1:33.284	15	1:33.448	16	1:33.580
pit	1:38.315	18	2:02.319	19	1:31.483	20	1:31.027	21	1:31.333	22	1:31.737	23	1:31.546	24	1:31.780
25	1:32.530	26	1:33.029	27	1:33.034	28	1:32.860	29	1:33.058	30	1:32.987	31	1:33.300	32	1:33.272
33	1:33.474	34	1:33.587	35	1:33.805	36	1:34.249	37	1:34.958						

51 Nico Müller , Castrol EDGE Audi RS 5 DTM / CHE															
1	1:38.879	2	1:32.118	3	1:31.926	4	1:32.038	5	1:31.990	6	1:32.189	7	1:32.393	8	1:31.907
9	1:31.962	10	1:32.325	11	1:32.529	12	1:33.128	13	1:33.825	pit	1:37.418	15	2:02.638	16	1:31.295
17	1:31.289	18	1:31.350	19	1:31.713	20	1:32.227	21	1:32.316	22	1:32.532	23	1:32.916	24	1:33.469
25	1:33.406	26	1:34.056	27	1:33.790	28	1:34.384	29	1:33.888	30	1:34.042	31	1:34.564	32	1:34.409
33	1:33.875	34	1:34.003	35	1:34.428	36	1:34.233	37	1:34.020						

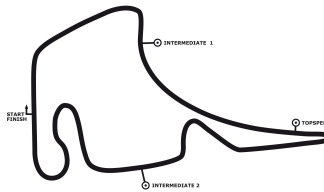
53 Jamie Green , Akrapovic Audi RS 5 DTM / GBR															
1	1:40.183	2	1:31.678	3	1:31.997	4	1:31.772	5	1:32.038	6	1:32.666	7	1:32.400	8	1:32.762
9	1:32.692	10	1:32.875	11	1:33.290	12	1:33.114	13	1:33.732	14	1:33.328	15	1:33.711	pit	1:37.759
17	2:02.788	18	1:33.239	19	1:31.642	20	1:31.787	21	1:32.012	22	1:32.181	23	1:32.305	24	1:32.734
25	1:33.080	26	1:33.413	27	1:33.079	28	1:33.225	29	1:33.702	30	1:34.869	31	1:33.584	32	1:33.570
33	1:34.035	34	1:34.186	35	1:33.712	36	1:33.383	37	1:34.157						

DTM Hockenheimring

Hockenheimring BW, length 4574 m

06. - 08.11.2020

DTM



Lap by Lap race 2, 08.11.2020

DMSB-Reg.No.: R-12025-A/20

62 Ferdinand Habsburg , WRT Audi RS 5 DTM / AUT															
1	1:41.880	2	1:33.141	3	1:32.172	4	1:32.079	5	1:32.758	6	1:32.573	7	1:33.293	8	1:32.715
9	1:33.417	10	1:36.594	11	1:34.247	12	1:34.125	13	1:34.134	14	1:34.379	15	1:34.432	pit	1:38.348
pit	2:09.759	18	1:51.315	19	1:32.722	20	1:32.350	21	1:32.184	22	1:32.282	23	1:32.282	24	1:33.411
25	1:33.629	26	1:33.339	27	1:34.319	28	1:33.874	29	1:33.915	30	1:33.912	31	1:34.746	32	1:35.413
33	1:34.871	34	1:34.884	35	1:34.859	36	1:34.942	37	1:35.071						

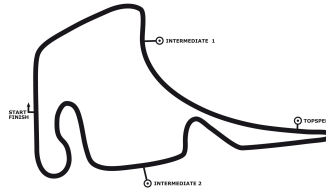
99 Mike Rockenfeller , Twin Busch Audi RS5 DTM / DEU															
1	1:37.233	2	1:31.982	3	1:33.164	4	1:31.933	5	1:31.822	6	1:32.205	7	1:32.761	8	1:33.594
9	1:32.760	10	1:32.810	11	1:33.160	12	1:33.491	13	1:33.524	14	1:33.322	pit	1:38.479	16	2:02.828
17	1:31.991	18	1:32.120	19	1:32.082	20	1:32.287	21	1:31.721	22	1:31.717	23	1:32.607	24	1:32.389
25	1:33.201	26	1:33.300	27	1:33.184	28	1:33.873	29	1:34.273	30	1:34.187	31	1:34.232	32	1:34.433
33	1:34.076	34	1:34.230	35	1:35.244	36	1:34.872	37	1:34.832						

DTM Hockenheimring

Hockenheimring BW, length 4574 m

06. - 08.11.2020

DTM

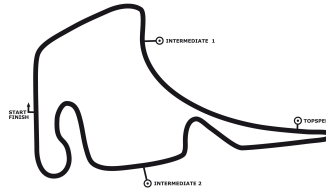


DMSB-Reg.No.: R-12025-A/20

Lap Analysis race 2, 08.11.2020

4 Robin Frijns , Aral Ultimate Audi RS 5 DTM / NLD										theoretical besttime: 1:31.339								
Lap	Time	S1	V1	S2	V2	S3	V3	Vmax		Lap	Time	S1	V1	S2	V2	S3	V3	Vmax
1	1:41.804	27.451	164	44.351	210	30.002	216	272		20	1:31.636	20.131	172	42.551	210	28.954	223	284
2	1:31.953	20.262	169	42.806	211	28.885	223	281		21	1:31.946	20.095	174	42.890	210	28.961	221	272
3	1:32.023	20.044	170	43.034	210	28.945	219	270		22	1:32.516	20.377	173	43.164	210	28.975	220	271
4	1:31.947	20.109	172	43.017	211	28.821	219	270		23	1:31.801	20.238	174	42.570	210	28.993	222	283
5	1:32.427	20.111	171	43.328	211	28.988	218	270		24	1:32.610	20.278	173	43.184	209	29.148	219	274
6	1:32.341	20.229	170	43.153	210	28.959	219	270		25	1:33.144	20.395	171	43.415	210	29.334	218	270
7	1:32.461	20.223	169	43.252	210	28.986	219	272		26	1:33.090	20.569	170	43.055	207	29.466	222	284
8	1:32.603	20.312	171	43.229	210	29.062	219	272		27	1:33.640	20.474	170	43.653	208	29.513	219	271
9	1:32.794	20.320	171	43.284	210	29.190	221	272		28	1:33.845	20.664	168	43.523	207	29.658	221	282
10	1:32.719	20.318	172	42.985	208	29.416	223	287		29	1:33.945	20.658	171	43.533	206	29.754	220	285
11	1:33.463	20.561	171	43.263	209	29.639	221	285		30	1:36.061	20.852	170	44.825	204	30.384	218	284
12	1:32.891	20.631	173	42.873	206	29.387	221	285		31	1:34.428	20.900	170	43.906	208	29.622	219	269
13	1:32.960	20.381	169	43.245	208	29.334	219	284		32	1:33.431	20.698	169	43.223	208	29.510	221	284
14	1:33.514	20.433	170	43.650	207	29.431	219	272		33	1:33.647	20.727	168	43.232	208	29.688	221	284
15	1:38.556	20.571	169	43.155	208	0.000		284		34	1:33.971	20.691	171	43.597	207	29.683	219	273
16	2:02.754	49.756	153	43.916	207	29.082	225	277		35	1:34.650	20.867	168	43.956	205	29.827	219	272
17	1:31.901	20.357	170	42.622	210	28.922	224	284		36	1:34.726	20.920	169	43.814	204	29.992	221	284
18	1:31.990	20.146	178	42.969	210	28.875	224	287		37	1:35.444	21.260	158	44.004	203	30.180	216	283
19	1:31.526	20.043	173	42.738	211	28.745	221	272										

8 Robert Kubica , BMW M4 CLASS1 / POL										theoretical besttime: 1:32.139								
Lap	Time	S1	V1	S2	V2	S3	V3	Vmax		Lap	Time	S1	V1	S2	V2	S3	V3	Vmax
1	1:42.936	28.478	158	44.524	211	29.934	222	274		20	1:33.250	20.635	175	43.148	210	29.467	220	286
2	1:34.015	21.009	171	43.619	208	29.387	221	293		21	1:33.684	20.551	174	43.572	211	29.561	220	273
3	1:33.111	20.533	169	43.143	210	29.435	221	283		22	1:34.172	20.703	174	43.673	210	29.796	220	270
4	1:35.903	20.588	175	44.773	203	30.542	218	275		23	1:34.912	20.627	174	43.833	210	30.452	220	285
5	1:33.480	20.624	174	43.125	210	29.731	220	284		24	1:34.744	20.927	171	43.878	210	29.939	219	274
6	1:33.559	20.697	170	43.174	210	29.688	220	284		25	1:34.961	20.983	172	44.080	209	29.898	219	268
7	1:33.482	20.617	172	43.131	210	29.734	219	284		26	1:35.300	20.822	171	44.324	208	30.154	219	269
8	1:33.747	20.788	173	43.263	210	29.696	221	284		27	1:35.467	20.993	173	43.960	208	30.514	217	272
9	1:34.254	20.882	173	43.376	209	29.996	221	285		28	1:36.132	21.053	170	44.685	206	30.394	218	270
10	1:34.702	20.792	171	43.783	210	30.127	219	275		29	1:35.754	21.199	168	44.299	207	30.256	218	274
11	1:34.655	20.958	170	43.554	208	30.143	221	284		30	1:35.474	21.165	169	43.906	206	30.403	218	282
12	1:35.238	20.887	174	44.193	208	30.158	219	270		31	1:36.140	21.249	171	44.272	206	30.619	216	271
13	1:35.627	20.959	171	44.522	207	30.146	219	269		32	1:36.160	21.141	172	44.605	206	30.414	219	279
14	1:40.167	20.984	173	43.976	207	0.000		280		33	1:35.764	21.163	171	44.298	206	30.303	218	271
15	2:04.283	50.105	158	44.593	207	29.585	220	263		34	1:35.138	21.072	170	43.861	208	30.205	219	281
16	1:32.719	20.718	176	42.925	210	29.076	221	278		35	1:35.283	20.968	171	43.849	207	30.466	216	281
17	1:32.206	20.368	177	42.773	212	29.065	221	279		36	1:36.393	21.353	169	44.537	206	30.503	216	267
18	1:33.341	20.301	174	43.368	209	29.672	222	272		37	1:35.979	21.310	171	44.488	206	30.181	217	267
19	1:33.092	20.524	175	43.122	209	29.446	220	284										



Lap Analysis race 2, 08.11.2020

10 Harrison Newey , WRT Audi RS 5 DTM / GBR

theoretical besttime: 1:31.266

Lap	Time	S1	V1	S2	V2	S3	V3	Vmax	Lap	Time	S1	V1	S2	V2	S3	V3	Vmax
1	1:44.781	29.059	146	45.357	208	30.365	219	264	20	1:32.632	20.752	170	43.006	210	28.874	222	281
2	1:34.059	20.679	172	43.458	210	29.922	219	269	21	1:31.266	20.221	175	42.407	211	28.638	224	281
3	1:33.419	20.589	173	43.391	211	29.439	219	272	22	1:32.248	20.251	173	43.069	210	28.928	220	266
4	1:34.187	20.428	173	43.429	211	30.330	218	270	23	1:32.454	20.258	171	43.278	212	28.918	219	267
5	1:34.001	20.781	172	43.390	208	29.830	219	272	24	1:32.506	20.290	171	43.078	210	29.138	219	269
6	1:33.773	20.738	169	43.523	209	29.512	217	269	25	1:33.597	20.504	173	43.380	210	29.713	219	270
7	1:33.213	20.530	173	43.029	209	29.654	221	283	26	1:32.628	20.369	171	42.948	211	29.311	221	283
8	1:33.705	20.696	171	43.210	208	29.799	221	284	27	1:33.219	20.512	173	43.373	210	29.334	218	270
9	1:34.515	20.810	169	43.932	208	29.773	218	270	28	1:33.504	20.595	170	43.413	210	29.496	218	270
10	1:34.841	20.980	169	43.903	207	29.958	219	268	29	1:33.542	20.649	171	43.224	208	29.669	220	281
11	1:35.123	20.921	170	44.079	207	30.123	216	270	30	1:33.538	20.679	170	43.179	208	29.680	220	282
12	1:35.440	21.076	169	43.717	205	30.647	216	282	31	1:35.257	20.713	169	43.767	208	30.777	216	270
13	1:34.695	20.991	172	43.533	207	30.171	217	281	32	1:34.569	21.017	169	43.606	209	29.946	217	284
14	1:34.738	21.007	170	43.669	206	30.062	219	282	33	1:34.136	20.856	171	43.458	208	29.822	221	282
15	1:34.816	21.204	170	43.541	207	30.071	219	281	34	1:34.613	20.862	171	43.465	208	30.286	219	281
16	1:35.711	20.944	167	44.770	207	29.997	218	268	35	1:34.437	20.926	172	43.513	206	29.998	221	281
17	1:35.119	21.198	169	44.142	208	29.779	218	268	36	1:34.545	21.024	166	43.467	208	30.054	219	281
18	1:42.084	21.218	156	44.252	207	0.000		281	37	1:34.681	21.020	173	43.647	206	30.014	217	281
19	2:04.192	49.710	159	44.611	205	29.871	220	279									

11 Marco Wittmann , Schaeffler BMW M4 DTM / DEU

theoretical besttime: 1:31.353

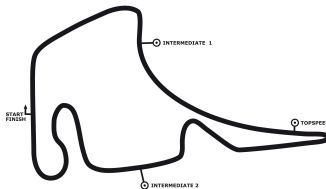
Lap	Time	S1	V1	S2	V2	S3	V3	Vmax	Lap	Time	S1	V1	S2	V2	S3	V3	Vmax
1	1:43.968	28.961	153	44.925	208	30.082	219	275	20	1:32.368	20.367	175	43.095	211	28.906	222	284
2	1:34.193	20.692	174	43.638	210	29.863	219	275	21	1:31.435	20.123	176	42.527	213	28.785	222	284
3	1:33.189	20.457	174	43.263	210	29.469	219	274	22	1:31.485	20.113	175	42.455	212	28.917	222	286
4	1:34.873	20.431	173	43.686	198	30.756	218	288	23	1:32.995	20.231	174	42.998	211	29.766	222	287
5	1:33.634	20.787	172	43.214	210	29.633	219	287	24	1:32.958	20.756	175	42.891	212	29.311	221	284
6	1:33.566	20.556	173	43.351	209	29.659	219	276	25	1:32.554	20.439	174	42.825	211	29.290	220	286
7	1:33.423	20.509	173	43.280	210	29.634	219	276	26	1:32.895	20.478	173	42.996	209	29.421	220	286
8	1:33.750	20.724	172	43.226	208	29.800	221	288	27	1:33.280	20.563	174	43.096	209	29.621	219	286
9	1:34.241	20.723	173	43.562	209	29.956	220	276	28	1:33.579	20.604	174	43.223	211	29.752	220	288
10	1:34.726	20.938	169	43.841	207	29.947	219	274	29	1:33.172	20.545	174	43.009	211	29.618	219	285
11	1:35.293	20.886	172	43.917	209	30.490	217	275	30	1:33.440	20.599	172	43.197	210	29.644	219	285
12	1:34.620	20.983	171	43.480	207	30.157	219	288	31	1:34.248	20.657	171	43.777	210	29.814	219	270
13	1:34.285	20.902	171	43.443	207	29.940	216	287	32	1:33.845	20.722	172	43.345	211	29.778	219	285
14	1:34.878	20.901	169	43.934	208	30.043	219	271	33	1:33.791	20.716	173	43.290	210	29.785	219	284
15	1:34.856	20.891	171	43.982	207	29.983	219	271	34	1:34.341	20.727	173	43.878	209	29.736	219	270
16	1:34.817	20.825	170	43.924	207	30.068	219	271	35	1:34.640	20.792	172	43.863	208	29.985	216	269
17	1:35.110	21.165	171	43.984	208	29.961	219	272	36	1:34.168	20.702	171	43.512	208	29.954	219	284
18	1:39.777	20.889	170	43.996	208	0.000		271	37	1:34.862	20.889	172	43.889	208	30.084	217	269
19	2:04.492	49.895	157	44.990	207	29.607	221	260									

DTM Hockenheimring

Hockenheimring BW, length 4574 m

06. - 08.11.2020

DTM



DMSB-Reg.No.: R-12025-A/20

Lap Analysis race 2, 08.11.2020

13 Fabio Scherer, WRT Audi RS 5 DTM / CHE

theoretical besttime: 1:31.878

Lap	Time	S1	V1	S2	V2	S3	V3	Vmax	Lap	Time	S1	V1	S2	V2	S3	V3	Vmax
1	1:44.355	29.212	160	44.952	208	30.191	219	273	20	1:32.594	20.317	173	43.174	211	29.103	224	286
2	1:34.059	20.647	173	43.541	209	29.871	219	279	21	1:32.222	20.339	173	42.512	210	29.371	221	284
3	1:33.401	20.587	173	43.129	210	29.685	219	284	22	1:32.387	20.467	174	42.724	209	29.196	222	284
4	1:32.948	20.263	175	43.345	210	29.340	218	289	23	1:33.687	20.363	174	44.168	209	29.156	221	269
5	1:32.943	20.420	170	43.261	210	29.262	217	272	24	1:32.932	20.403	173	43.252	210	29.277	219	271
6	1:32.876	20.460	175	43.061	211	29.355	219	276	25	1:33.355	20.490	173	43.509	210	29.356	218	270
7	1:33.667	20.695	171	43.211	208	29.761	217	276	26	1:33.735	20.621	171	43.584	209	29.530	217	270
8	1:33.863	20.726	173	43.403	199	29.734	221	287	27	1:34.391	20.826	170	43.921	207	29.644	218	269
9	1:33.805	20.868	165	43.285	206	29.652	220	285	28	1:35.022	20.715	172	44.458	206	29.849	219	270
10	1:34.420	20.809	173	43.651	206	29.960	217	274	29	1:34.280	20.836	171	43.719	208	29.725	218	270
11	1:33.807	20.832	169	43.244	207	29.731	222	285	30	1:34.246	20.809	171	43.461	204	29.976	219	284
12	1:34.062	20.814	169	43.361	205	29.887	221	285	31	1:34.147	20.828	171	43.324	208	29.995	218	285
13	1:34.268	20.783	171	43.619	208	29.866	217	272	32	1:34.230	20.828	171	43.498	207	29.904	221	285
14	1:34.764	20.934	171	43.930	207	29.900	217	270	33	1:34.285	20.839	172	43.491	207	29.955	219	284
15	1:34.307	20.983	170	43.466	206	29.858	219	285	34	1:34.379	20.834	170	43.470	205	30.075	215	284
16	1:34.086	20.881	171	43.319	208	29.886	219	285	35	1:34.493	21.014	170	43.651	207	29.828	221	284
17	1:39.220	20.911	170	43.336	207	0.000		284	36	1:34.702	20.902	171	44.063	208	29.737	219	270
18	2:06.286	50.285	150	46.044	197	29.957	221	278	37	1:35.603	21.052	171	44.477	206	30.074	216	269
19	1:34.471	21.132	140	44.145	210	29.194	219	266									

16 Timo Glock, iQOO BMW M4 DTM / DEU

theoretical besttime: 1:31.432

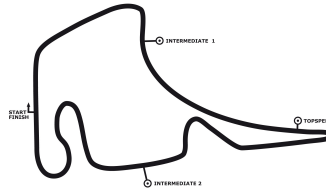
Lap	Time	S1	V1	S2	V2	S3	V3	Vmax	Lap	Time	S1	V1	S2	V2	S3	V3	Vmax
1	1:42.407	27.926	164	44.488	209	29.993	219	271	20	1:32.509	20.087	169	43.373	210	29.049	218	269
2	1:33.401	20.957	174	43.164	210	29.280	223	288	21	1:32.600	20.298	169	43.069	208	29.233	221	284
3	1:32.319	20.344	172	42.777	211	29.198	220	287	22	1:33.562	20.459	167	43.620	209	29.483	218	272
4	1:32.318	20.262	173	42.658	212	29.398	223	288	23	1:33.510	20.447	169	43.586	208	29.477	218	270
5	1:32.801	20.245	171	43.209	211	29.347	218	274	24	1:34.264	20.637	169	43.848	208	29.779	217	270
6	1:33.077	20.348	171	43.282	210	29.447	218	274	25	1:34.173	20.651	169	43.860	207	29.662	217	269
7	1:32.933	20.294	170	43.046	210	29.593	219	287	26	1:34.210	21.095	168	43.403	208	29.712	216	284
8	1:33.409	20.564	170	43.328	210	29.517	219	275	27	1:34.800	20.896	168	44.047	207	29.857	217	269
9	1:33.434	20.592	169	43.207	209	29.635	219	286	28	1:34.135	20.795	170	43.490	207	29.850	219	284
10	1:34.819	20.660	168	43.716	207	30.443	219	274	29	1:34.730	20.765	169	43.977	207	29.988	216	270
11	1:34.583	21.157	168	43.415	208	30.011	219	288	30	1:34.482	20.885	169	43.650	207	29.947	219	284
12	1:34.262	20.812	170	43.601	208	29.849	217	275	31	1:34.615	20.779	170	43.940	208	29.896	216	268
13	1:34.267	20.780	170	43.472	210	30.015	219	285	32	1:34.275	20.814	169	43.567	207	29.894	219	283
14	1:39.550	20.826	170	43.817	207	0.000		274	33	1:34.734	20.781	170	44.016	207	29.937	217	268
15	2:04.386	50.762	156	44.123	204	29.501	223	279	34	1:34.607	20.891	169	43.861	206	29.855	216	279
16	1:31.955	20.415	175	42.648	211	28.892	223	284	35	1:34.221	20.827	170	43.728	206	29.666	217	271
17	1:31.571	19.960	173	42.747	210	28.864	222	287	36	1:34.909	20.759	168	44.225	206	29.925	216	267
18	1:31.521	19.957	170	42.737	210	28.827	219	285	37	1:34.795	20.876	168	43.868	206	30.051	211	279
19	1:31.578	20.057	171	42.678	212	28.843	222	284									

DTM Hockenheimring

Hockenheimring BW, length 4574 m

06. - 08.11.2020

DTM



DMSB-Reg.No.: R-12025-A/20

Lap Analysis race 2, 08.11.2020

22 Lucas Auer , BMW Bank M4 DTM / AUT

theoretical besttime: 1:32.121

Lap	Time	S1	V1	S2	V2	S3	V3	Vmax	Lap	Time	S1	V1	S2	V2	S3	V3	Vmax
1	1:43.648	28.644	154	44.916	207	30.088	220	270	19	1:33.172	20.524	175	43.021	210	29.627	216	284
2	1:33.833	20.732	175	43.399	209	29.702	220	288	20	1:33.226	20.758	170	42.915	211	29.553	218	284
3	1:32.947	20.368	172	43.118	212	29.461	222	294	21	1:33.011	20.558	171	43.001	211	29.452	219	284
4	1:32.958	20.534	174	42.995	209	29.429	221	287	22	1:34.634	20.542	173	43.832	210	30.260	219	270
5	1:32.687	20.249	172	42.915	211	29.523	219	285	23	1:34.996	20.845	171	44.033	208	30.118	216	270
6	1:33.130	20.373	174	43.050	212	29.707	219	285	24	1:35.498	20.827	169	44.009	210	30.662	178	270
7	1:34.671	20.827	171	43.913	208	29.931	219	271	25	1:40.428	21.625	168	44.045	208	0.000		270
8	1:33.874	20.654	172	43.284	209	29.936	219	286	26	2:13.632	57.443	145	46.490	206	29.699	220	262
9	1:35.508	20.921	169	44.273	206	30.314	219	272	27	1:33.026	20.883	174	42.932	208	29.211	221	279
10	1:35.451	20.978	171	44.084	206	30.389	218	274	28	1:33.026	20.325	173	43.423	210	29.278	220	268
11	1:35.784	21.072	164	44.437	206	30.275	219	270	29	1:33.687	20.521	174	43.479	210	29.687	219	268
12	1:41.080	21.081	169	44.381	207	0.000		270	30	1:33.847	20.593	173	43.610	210	29.644	218	267
13	2:06.084	50.976	144	45.429	207	29.679	220	262	31	1:33.794	20.616	173	43.469	210	29.709	219	270
14	1:33.169	20.689	171	43.343	211	29.137	221	270	32	1:33.583	20.611	171	43.148	209	29.824	219	283
15	1:32.249	20.306	174	42.922	212	29.021	219	272	33	1:33.989	20.690	172	43.561	209	29.738	218	271
16	1:32.164	20.292	173	42.885	213	28.987	220	272	34	1:33.647	20.594	171	43.204	208	29.849	218	282
17	1:32.752	20.384	173	43.166	213	29.202	220	269	35	1:33.896	20.747	170	43.243	208	29.906	218	281
18	1:34.694	20.458	174	44.401	198	29.835	219	273	36	1:34.425	20.839	173	43.341	208	30.245	217	283

25 Philipp Eng , ZF BMW M4 DTM / AUT

theoretical besttime: 1:31.863

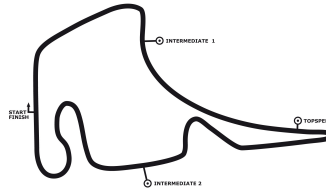
Lap	Time	S1	V1	S2	V2	S3	V3	Vmax	Lap	Time	S1	V1	S2	V2	S3	V3	Vmax
1	1:42.665	28.187	161	44.610	206	29.868	219	270	20	1:32.291	20.205	174	43.058	212	29.028	219	270
2	1:33.466	21.023	173	43.226	209	29.217	220	288	21	1:33.169	20.428	171	43.558	209	29.183	218	268
3	1:32.393	20.306	171	42.925	208	29.162	221	284	22	1:32.722	20.404	171	43.005	209	29.313	219	282
4	1:32.660	20.359	171	43.288	210	29.013	217	273	23	1:33.430	20.482	171	43.616	208	29.332	217	268
5	1:33.098	20.288	168	43.555	209	29.255	218	272	24	1:33.639	20.601	171	43.681	209	29.357	218	268
6	1:32.750	20.275	171	43.137	209	29.338	217	283	25	1:33.205	20.501	172	43.180	209	29.524	217	283
7	1:33.371	20.424	171	43.540	209	29.407	217	273	26	1:33.767	20.795	172	43.475	208	29.497	220	283
8	1:33.138	20.416	170	43.247	208	29.475	217	284	27	1:34.081	20.601	171	43.829	208	29.651	218	269
9	1:33.657	20.543	171	43.570	210	29.544	215	272	28	1:34.037	20.708	167	43.551	208	29.778	217	283
10	1:34.083	20.502	172	43.804	208	29.777	219	274	29	1:33.915	20.731	169	43.472	207	29.712	218	283
11	1:34.512	21.062	172	43.580	208	29.870	220	288	30	1:34.493	20.747	168	44.050	207	29.696	218	267
12	1:34.587	20.963	173	43.930	208	29.694	218	272	31	1:34.292	20.775	168	43.656	206	29.861	217	282
13	1:34.143	20.733	170	43.509	207	29.901	218	285	32	1:34.202	20.882	168	43.570	208	29.750	220	283
14	1:34.511	20.862	168	43.946	208	29.703	219	270	33	1:34.405	20.821	170	43.730	207	29.854	219	284
15	1:38.915	20.645	171	43.487	206	0.000		284	34	1:34.709	20.847	168	43.743	204	30.119	220	284
16	2:05.330	51.153	142	44.735	205	29.442	219	274	35	1:35.160	20.830	169	43.796	207	30.534	216	284
17	1:32.551	20.307	174	43.424	210	28.820	220	267	36	1:35.311	20.895	170	44.578	204	29.838	218	267
18	1:32.284	20.143	175	43.288	211	28.853	220	267	37	1:35.524	21.019	166	44.423	205	30.082	216	269
19	1:32.049	20.228	175	42.900	210	28.921	218	281									

DTM Hockenheimring

Hockenheimring BW, length 4574 m

06. - 08.11.2020

DTM



DMSB-Reg.No.: R-12025-A/20

Lap Analysis race 2, 08.11.2020

27 Jonathan Aberdein , CATL BMW M4 DTM / RSA

theoretical besttime: 1:31.195

Lap	Time	S1	V1	S2	V2	S3	V3	Vmax	Lap	Time	S1	V1	S2	V2	S3	V3	Vmax
1	1:40.796	27.102	169	44.326	208	29.368	221	275	20	1:31.374	20.109	176	42.519	211	28.746	221	284
2	1:32.346	20.522	175	42.852	211	28.972	221	276	21	1:32.230	20.300	176	43.055	213	28.875	220	271
3	1:31.529	20.140	174	42.431	212	28.958	221	287	22	1:32.003	20.418	175	42.581	211	29.004	221	285
4	1:31.907	20.234	175	42.720	213	28.953	221	276	23	1:32.874	20.411	174	43.345	211	29.118	219	271
5	1:32.147	20.278	175	42.864	211	29.005	221	276	24	1:33.410	20.446	171	43.645	210	29.319	219	271
6	1:32.649	20.269	174	43.184	211	29.196	222	276	25	1:33.784	20.557	174	43.705	208	29.522	220	272
7	1:32.351	20.393	173	42.663	212	29.295	220	287	26	1:33.382	20.660	173	43.131	208	29.591	218	284
8	1:32.995	20.547	173	43.152	211	29.296	220	274	27	1:33.598	20.709	174	43.244	209	29.645	220	288
9	1:32.775	20.486	173	42.978	211	29.311	221	287	28	1:35.690	20.781	175	44.813	207	30.096	219	285
10	1:32.926	20.516	173	42.992	210	29.418	221	287	29	1:35.402	20.967	171	44.243	206	30.192	218	286
11	1:33.748	20.718	172	43.327	210	29.703	221	275	30	1:34.861	20.884	169	44.008	208	29.969	219	270
12	1:34.195	20.688	173	43.785	209	29.722	220	272	31	1:33.673	20.739	171	43.230	208	29.704	220	284
13	1:33.859	20.668	170	43.545	205	29.646	222	272	32	1:33.910	20.715	171	43.348	208	29.847	218	285
14	1:34.254	20.781	167	43.752	208	29.721	219	272	33	1:34.162	20.855	171	43.273	208	30.034	220	285
15	1:39.464	20.794	168	43.560	210	0.000		284	34	1:34.074	20.823	169	43.420	206	29.831	220	284
16	2:09.326	54.533	148	45.167	207	29.626	222	266	35	1:34.350	20.813	170	43.510	208	30.027	220	284
17	1:31.885	20.699	175	42.446	213	28.740	223	284	36	1:34.808	20.821	170	43.807	206	30.180	219	281
18	1:31.587	20.501	160	42.412	213	28.674	223	283	37	1:35.746	21.080	167	44.421	206	30.245	218	270
19	1:31.874	20.279	177	42.905	213	28.690	221	270									

28 Loic Duval , BMC Air Filter Audi RS 5 DTM / FRA

theoretical besttime: 1:31.198

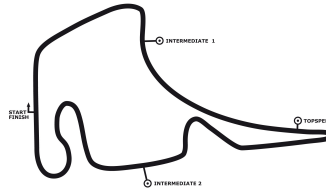
Lap	Time	S1	V1	S2	V2	S3	V3	Vmax	Lap	Time	S1	V1	S2	V2	S3	V3	Vmax
1	1:42.007	27.655	166	44.458	207	29.894	223	270	20	1:31.428	20.198	171	42.512	211	28.718	225	283
2	1:33.416	20.992	176	43.167	210	29.257	223	279	21	1:31.683	20.234	171	42.481	212	28.968	224	285
3	1:32.182	20.399	173	42.669	211	29.114	224	285	22	1:31.445	20.300	176	42.361	212	28.784	224	284
4	1:32.389	20.403	173	42.681	211	29.305	222	284	23	1:31.925	20.119	169	42.849	210	28.957	220	283
5	1:32.457	20.362	172	42.756	210	29.339	221	285	24	1:32.088	20.284	171	42.723	211	29.081	224	283
6	1:32.961	20.396	173	43.244	210	29.321	218	271	25	1:33.328	20.375	172	43.248	210	29.705	223	284
7	1:32.977	20.575	170	43.030	210	29.372	219	273	26	1:33.497	20.688	171	43.425	211	29.384	219	272
8	1:33.167	20.643	170	43.279	211	29.245	218	271	27	1:33.337	20.605	170	43.057	210	29.675	223	286
9	1:33.336	20.596	171	43.382	209	29.358	219	270	28	1:33.882	20.806	174	43.680	211	29.396	210	285
10	1:34.577	20.575	170	43.948	207	30.054	217	272	29	1:35.183	22.736	174	42.994	210	29.453	221	285
11	1:33.622	20.757	168	43.369	209	29.496	219	272	30	1:33.265	20.654	169	43.202	209	29.409	221	284
12	1:33.259	20.561	169	43.294	208	29.404	218	272	31	1:33.448	20.664	169	43.257	208	29.527	222	283
13	1:33.451	20.595	170	43.456	209	29.400	217	272	32	1:33.383	20.660	171	43.097	209	29.626	223	283
14	1:33.861	20.708	171	43.607	209	29.546	218	272	33	1:33.734	20.799	172	43.213	208	29.722	222	284
15	1:34.105	20.803	169	43.640	208	29.662	219	271	34	1:34.086	20.681	170	43.940	209	29.465	220	269
16	1:33.806	20.825	167	43.349	208	29.632	220	284	35	1:33.978	20.678	171	43.705	208	29.595	219	269
17	1:39.034	20.561	167	43.802	207	0.000		270	36	1:34.526	20.847	169	43.960	209	29.719	219	268
18	2:03.811	49.415	134	45.104	208	29.292	221	266	37	1:34.289	20.800	169	43.467	210	30.022	219	282
19	1:32.416	20.541	169	43.087	210	28.788	221	269									

DTM Hockenheimring

Hockenheimring BW, length 4574 m

06. - 08.11.2020

DTM



DMSB-Reg.No.: R-12025-A/20

Lap Analysis race 2, 08.11.2020

31 Sheldon Van der Linde , Shell BMW M4 DTM / RSA

theoretical besttime: 1:31.397

Lap	Time	S1	V1	S2	V2	S3	V3	Vmax	Lap	Time	S1	V1	S2	V2	S3	V3	Vmax
1	1:43.211	28.668	155	44.689	208	29.854	221	266	20	2:09.366	54.489	152	45.303	206	29.574	222	280
2	1:34.554	20.857	173	43.874	210	29.823	220	292	21	1:32.609	20.409	175	43.236	210	28.964	223	269
3	1:32.944	20.304	175	43.292	210	29.348	225	292	22	1:32.067	20.449	176	42.343	212	29.275	222	285
4	1:33.411	20.466	175	43.693	208	29.252	222	289	23	1:31.851	20.132	176	42.797	210	28.922	224	282
5	1:32.563	20.260	173	43.000	209	29.303	220	276	24	1:31.782	20.160	175	42.606	210	29.016	222	281
6	1:32.920	20.358	173	43.118	211	29.444	219	273	25	1:32.319	20.244	175	43.029	211	29.046	220	270
7	1:32.897	20.663	172	42.844	209	29.390	221	286	26	1:32.725	20.371	174	43.182	210	29.172	219	271
8	1:33.386	20.560	173	43.313	209	29.513	218	274	27	1:33.341	20.406	173	43.453	209	29.482	219	270
9	1:33.528	20.520	170	43.392	209	29.616	219	275	28	1:33.184	20.468	173	43.065	208	29.651	221	281
10	1:33.876	20.572	171	43.507	207	29.797	219	272	29	1:33.226	20.493	172	43.115	209	29.618	220	281
11	1:34.455	20.748	169	43.701	207	30.006	218	272	30	1:33.433	20.607	171	43.214	208	29.612	219	280
12	1:34.134	20.772	169	43.414	208	29.948	217	282	31	1:33.698	20.583	171	43.295	208	29.820	218	281
13	1:34.267	20.747	171	43.600	208	29.920	218	271	32	1:33.765	20.688	170	43.243	210	29.834	219	282
14	1:34.368	20.754	168	43.743	209	29.871	218	271	33	1:33.782	20.663	171	43.283	208	29.836	219	281
15	1:34.366	20.783	170	43.728	207	29.855	219	272	34	1:34.191	20.707	170	43.538	208	29.946	219	281
16	1:34.102	20.749	166	43.678	207	29.675	219	271	35	1:34.633	20.769	172	43.659	207	30.205	220	281
17	1:33.989	20.596	171	43.747	207	29.646	219	270	36	1:34.265	21.038	171	43.435	208	29.792	220	286
18	1:34.037	20.565	171	43.789	206	29.683	219	269	37	1:34.067	20.771	168	43.337	208	29.959	220	281
19	1:38.933	20.592	171	43.917	206	0.000		270									

33 René Rast , Audi Sport RS 5 DTM / DEU

theoretical besttime: 1:30.924

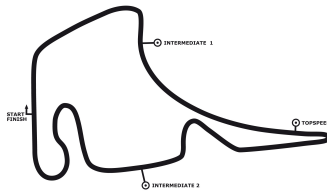
Lap	Time	S1	V1	S2	V2	S3	V3	Vmax	Lap	Time	S1	V1	S2	V2	S3	V3	Vmax
1	1:38.129	25.808	173	43.386	210	28.935	221	267	20	1:31.027	20.110	174	42.315	212	28.602	225	285
2	1:31.712	20.148	172	42.879	212	28.685	221	271	21	1:31.333	20.114	175	42.451	211	28.768	226	284
3	1:31.738	20.057	176	43.088	212	28.593	220	284	22	1:31.737	20.166	175	42.568	211	29.003	224	284
4	1:31.633	20.016	172	42.927	211	28.690	220	268	23	1:31.546	20.197	173	42.444	212	28.905	224	284
5	1:31.792	20.038	172	42.974	212	28.780	220	268	24	1:31.780	20.418	176	42.449	213	28.913	220	283
6	1:32.040	20.136	172	43.059	212	28.845	219	269	25	1:32.530	20.252	171	43.170	210	29.108	219	270
7	1:32.275	20.165	172	43.122	210	28.988	219	268	26	1:33.029	20.428	172	43.369	210	29.232	219	268
8	1:32.328	20.207	170	43.223	210	28.898	219	268	27	1:33.034	20.397	171	43.424	210	29.213	219	270
9	1:32.398	20.232	170	43.193	210	28.973	219	267	28	1:32.860	20.400	171	43.339	210	29.121	220	268
10	1:32.692	20.341	171	43.267	210	29.084	219	270	29	1:33.058	20.384	170	43.434	209	29.240	219	270
11	1:32.766	20.302	170	43.297	210	29.167	219	268	30	1:32.987	20.374	172	43.360	210	29.253	219	268
12	1:32.897	20.385	170	43.379	210	29.133	219	270	31	1:33.300	20.418	171	43.454	210	29.428	218	267
13	1:32.876	20.390	171	43.305	210	29.181	219	270	32	1:33.272	20.408	171	43.422	209	29.442	219	269
14	1:33.284	20.393	167	43.561	210	29.330	218	268	33	1:33.474	20.472	171	43.557	209	29.445	218	267
15	1:33.448	20.496	169	43.581	209	29.371	219	270	34	1:33.587	20.534	169	43.592	208	29.461	219	270
16	1:33.580	20.573	170	43.584	208	29.423	218	268	35	1:33.805	20.540	170	43.605	209	29.660	219	268
17	1:38.315	20.540	171	43.448	210	0.000		270	36	1:34.249	20.668	170	43.865	207	29.716	218	268
18	2:02.319	48.687	159	44.407	208	29.225	224	265	37	1:34.958	20.881	166	43.947	208	30.130	184	267
19	1:31.483	20.276	173	42.523	211	28.684	225	284									

DTM Hockenheimring

Hockenheimring BW, length 4574 m

06. - 08.11.2020

DTM



DMSB-Reg.No.: R-12025-A/20

Lap Analysis race 2, 08.11.2020

51 Nico Müller , Castrol EDGE Audi RS 5 DTM / CHE

theoretical besttime: 1:30.927

Lap	Time	S1	V1	S2	V2	S3	V3	Vmax	Lap	Time	S1	V1	S2	V2	S3	V3	Vmax
1	1:38.879	26.483	171	43.395	210	29.001	220	269	20	1:32.227	20.213	173	43.094	211	28.920	219	269
2	1:32.118	20.195	172	43.181	212	28.742	219	270	21	1:32.316	20.298	171	43.103	211	28.915	219	269
3	1:31.926	20.151	172	42.709	212	29.066	219	271	22	1:32.532	20.319	171	43.248	210	28.965	219	268
4	1:32.038	20.242	173	42.884	211	28.912	220	273	23	1:32.916	20.405	171	43.455	210	29.056	219	269
5	1:31.990	20.204	173	42.856	212	28.930	219	273	24	1:33.469	20.631	168	43.537	209	29.301	219	271
6	1:32.189	20.315	172	42.929	210	28.945	220	273	25	1:33.406	20.514	171	43.464	209	29.428	217	270
7	1:32.393	20.230	172	42.929	209	29.234	223	285	26	1:34.056	20.676	169	43.929	208	29.451	217	270
8	1:31.907	20.409	171	42.565	211	28.933	222	284	27	1:33.790	20.713	169	43.493	208	29.584	220	281
9	1:31.962	20.349	173	42.660	211	28.953	221	283	28	1:34.384	20.694	168	43.937	207	29.753	217	270
10	1:32.325	20.338	171	42.942	212	29.045	226	283	29	1:33.888	20.731	170	43.506	207	29.651	220	281
11	1:32.529	20.400	170	43.008	210	29.121	226	282	30	1:34.042	20.741	168	43.695	207	29.606	218	271
12	1:33.128	20.520	169	43.216	208	29.392	221	285	31	1:34.564	20.797	168	43.972	207	29.795	217	268
13	1:33.825	20.581	170	43.676	207	29.568	218	270	32	1:34.409	20.820	171	43.746	207	29.843	217	272
14	1:37.418	20.583	170	42.865	210	0.000		285	33	1:33.875	20.810	170	43.268	206	29.797	220	286
15	2:02.638	49.463	159	44.017	207	29.158	224	277	34	1:34.003	20.885	169	43.390	206	29.728	221	282
16	1:31.295	20.400	176	42.263	212	28.632	224	282	35	1:34.428	20.895	168	43.650	205	29.883	221	283
17	1:31.289	20.375	175	42.169	212	28.745	222	282	36	1:34.233	20.819	171	43.665	205	29.749	221	281
18	1:31.350	20.126	173	42.368	212	28.856	223	283	37	1:34.020	20.911	170	43.453	207	29.656	219	282
19	1:31.713	20.278	174	42.467	210	28.968	223	284									

53 Jamie Green , Akrapovic Audi RS 5 DTM / GBR

theoretical besttime: 1:31.383

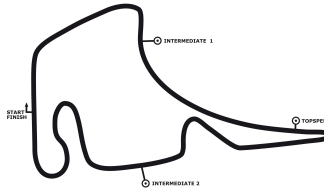
Lap	Time	S1	V1	S2	V2	S3	V3	Vmax	Lap	Time	S1	V1	S2	V2	S3	V3	Vmax
1	1:40.183	26.877	168	44.110	208	29.196	220	267	20	1:31.787	20.122	172	42.914	212	28.751	221	269
2	1:31.678	20.272	171	42.653	210	28.753	221	283	21	1:32.012	20.142	171	43.073	213	28.797	219	270
3	1:31.997	20.126	171	42.953	210	28.918	219	270	22	1:32.181	20.200	171	43.051	213	28.930	219	269
4	1:31.772	20.290	171	42.510	210	28.972	222	284	23	1:32.305	20.281	172	43.067	212	28.957	219	270
5	1:32.038	20.180	171	42.852	212	29.006	219	273	24	1:32.734	20.287	171	43.309	211	29.138	218	270
6	1:32.666	20.350	171	43.230	210	29.086	219	270	25	1:33.080	20.539	170	43.354	211	29.187	218	270
7	1:32.400	20.291	170	42.965	211	29.144	218	273	26	1:33.413	20.600	170	43.469	209	29.344	218	270
8	1:32.762	20.414	169	43.075	211	29.273	218	271	27	1:33.079	20.572	169	43.099	209	29.408	220	281
9	1:32.692	20.372	169	43.115	211	29.205	220	274	28	1:33.225	20.560	170	43.145	210	29.520	224	281
10	1:32.875	20.509	167	43.185	210	29.181	219	273	29	1:33.702	20.504	167	43.385	208	29.813	218	285
11	1:33.290	20.463	169	43.488	210	29.339	219	272	30	1:34.869	20.691	170	44.374	204	29.804	218	288
12	1:33.114	20.514	170	43.132	208	29.468	222	284	31	1:33.584	20.805	170	43.165	209	29.614	219	282
13	1:33.732	20.651	169	43.640	209	29.441	222	271	32	1:33.570	20.567	167	43.328	208	29.675	220	283
14	1:33.328	20.600	167	43.282	210	29.446	222	282	33	1:34.035	20.680	170	43.515	205	29.840	218	286
15	1:33.711	20.645	168	43.372	210	29.694	219	286	34	1:34.186	20.760	170	43.613	207	29.813	222	282
16	1:37.759	20.673	169	43.183	210	0.000		283	35	1:33.712	20.762	168	43.320	208	29.630	219	289
17	2:02.788	49.211	154	44.247	207	29.330	222	282	36	1:33.383	20.662	167	43.182	209	29.539	221	284
18	1:33.239	20.191	173	43.641	208	29.407	221	284	37	1:34.157	20.707	167	43.677	207	29.773	216	269
19	1:31.642	20.247	173	42.533	210	28.862	223	285									

DTM Hockenheimring

Hockenheimring BW, length 4574 m

06. - 08.11.2020

DTM



DMSB-Reg.No.: R-12025-A/20

Lap Analysis race 2, 08.11.2020

62 Ferdinand Habsburg , WRT Audi RS 5 DTM / AUT

theoretical besttime: 1:31.975

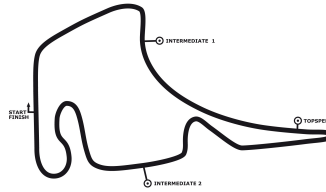
Lap	Time	S1	V1	S2	V2	S3	V3	Vmax	Lap	Time	S1	V1	S2	V2	S3	V3	Vmax
1	1:41.880	27.266	168	44.283	209	30.331	217	268	20	1:32.350	20.466	174	42.789	214	29.095	220	267
2	1:33.141	20.929	171	43.031	208	29.181	222	282	21	1:32.184	20.341	173	42.775	213	29.068	219	268
3	1:32.172	20.297	173	42.677	211	29.198	220	281	22	1:32.282	20.365	174	42.767	213	29.150	219	269
4	1:32.079	20.281	175	42.747	210	29.051	222	284	23	1:32.282	20.342	172	42.679	212	29.261	220	272
5	1:32.758	20.313	171	43.046	210	29.399	217	271	24	1:33.411	20.424	174	42.802	212	30.185	217	272
6	1:32.573	20.318	170	42.702	210	29.553	221	282	25	1:33.629	21.022	171	42.829	210	29.778	219	283
7	1:33.293	20.565	168	42.980	210	29.748	220	284	26	1:33.339	20.801	173	42.790	211	29.748	221	283
8	1:32.715	20.552	171	42.738	210	29.425	221	284	27	1:34.319	20.793	172	43.520	211	30.006	218	270
9	1:33.417	20.676	172	43.117	210	29.624	217	271	28	1:33.874	20.834	172	43.067	210	29.973	218	286
10	1:36.594	20.702	171	45.057	202	30.835	217	272	29	1:33.915	20.808	172	43.107	208	30.000	220	282
11	1:34.247	21.138	169	43.197	210	29.912	219	284	30	1:33.912	20.804	173	43.162	211	29.946	221	282
12	1:34.125	20.805	170	43.523	210	29.797	217	272	31	1:34.746	20.938	171	43.555	208	30.253	217	279
13	1:34.134	20.859	172	43.382	210	29.893	217	270	32	1:35.413	21.123	170	43.964	208	30.326	217	270
14	1:34.379	20.931	171	43.430	210	30.018	217	272	33	1:34.871	21.096	169	43.687	210	30.088	217	281
15	1:34.432	20.849	170	43.651	209	29.932	217	270	34	1:34.884	21.075	170	43.779	208	30.030	218	280
16	1:38.348	20.913	171	43.122	209	0.000		283	35	1:34.859	21.132	171	43.383	207	30.344	221	282
17	2:09.759	48.881	155	44.971	201	0.000		281	36	1:34.942	21.129	171	43.671	205	30.142	221	281
18	1:51.315	37.882	170	43.827	209	29.606	219	264	37	1:35.071	21.020	171	43.994	206	30.057	217	267
19	1:32.722	20.653	175	43.052	213	29.017	220	267									

99 Mike Rockenfeller , Twin Busch Audi RS5 DTM / DEU

theoretical besttime: 1:31.304

Lap	Time	S1	V1	S2	V2	S3	V3	Vmax	Lap	Time	S1	V1	S2	V2	S3	V3	Vmax
1	1:37.233	25.111	172	43.350	210	28.772	220	267	20	1:32.287	20.198	171	43.171	210	28.918	220	268
2	1:31.982	20.226	172	43.092	212	28.664	219	268	21	1:31.721	20.180	173	42.626	211	28.915	223	283
3	1:33.164	20.077	174	44.069	208	29.018	219	270	22	1:31.717	20.184	173	42.659	211	28.874	223	282
4	1:31.933	20.349	172	42.587	210	28.997	223	284	23	1:32.607	20.211	171	43.378	212	29.018	220	269
5	1:31.822	20.148	173	42.563	211	29.111	222	282	24	1:32.389	20.287	171	42.838	210	29.264	222	283
6	1:32.205	20.249	171	42.759	210	29.197	220	284	25	1:33.201	20.325	170	43.501	210	29.375	218	271
7	1:32.761	20.301	170	43.303	210	29.157	219	271	26	1:33.300	20.354	169	43.591	209	29.355	219	272
8	1:33.594	20.502	169	43.716	210	29.376	218	271	27	1:33.184	20.495	170	43.124	210	29.565	221	283
9	1:32.760	20.500	170	42.960	209	29.300	222	284	28	1:33.873	20.553	170	43.857	209	29.463	219	270
10	1:32.810	20.361	170	43.023	208	29.426	222	282	29	1:34.273	20.717	169	43.781	207	29.775	217	272
11	1:33.160	20.457	170	43.111	208	29.592	221	284	30	1:34.187	20.681	168	43.872	208	29.634	218	271
12	1:33.491	20.478	169	43.513	209	29.500	218	272	31	1:34.232	20.666	169	43.984	208	29.582	218	269
13	1:33.524	20.584	169	43.439	208	29.501	220	281	32	1:34.433	20.640	168	43.998	209	29.795	218	270
14	1:33.322	20.617	170	43.139	209	29.566	221	283	33	1:34.076	20.845	170	43.477	208	29.754	222	286
15	1:38.479	20.733	168	43.371	208	0.000		284	34	1:34.230	20.781	168	43.579	207	29.870	223	282
16	2:02.828	49.783	161	43.945	208	29.100	223	277	35	1:35.244	20.959	171	44.318	207	29.967	221	284
17	1:31.991	20.478	173	42.650	211	28.863	223	283	36	1:34.872	20.860	169	44.158	207	29.854	220	269
18	1:32.120	20.382	162	42.882	212	28.856	225	279	37	1:34.832	20.765	171	44.082	207	29.985	217	269
19	1:32.082	20.092	171	43.108	211	28.882	220	271									

DTM Hockenheimring
Hockenheimring BW, length 4574 m
06. - 08.11.2020
DTM

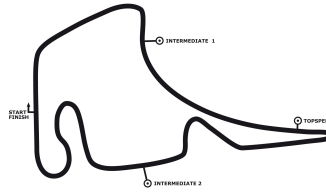


DMSB-Reg.No.: R-12025-A/20

Best Sector Times race 2

Pos.	sector 1		sector 2		sector 3		theoretical and best lap time						
	No	Driver	Time	No	Driver	Time	No	Driver	theoretical	Best	Pos		
1	16	Glock T.	19.957	51	Müller N.	42.169	33	Rast R.	28.593	33	Rast R.	1:30.924	1:31.027
2	33	Rast R.	20.016	33	Rast R.	42.315	51	Müller N.	28.632	51	Müller N.	1:30.927	1:31.289
3	4	Frijns R.	20.043	31	Van der Linde S.	42.343	10	Newey H.	28.638	27	Aberdein J.	1:31.195	1:31.374
4	99	Rockenfeller M.	20.077	28	Duval L.	42.361	99	Rockenfeller M.	28.664	28	Duval L.	1:31.198	1:31.428
5	27	Aberdein J.	20.109	10	Newey H.	42.407	27	Aberdein J.	28.674	10	Newey H.	1:31.266	1:31.266
6	11	Wittmann M.	20.113	27	Aberdein J.	42.412	28	Duval L.	28.718	99	Rockenfeller M.	1:31.304	1:31.717
7	28	Duval L.	20.119	11	Wittmann M.	42.455	4	Frijns R.	28.745	4	Frijns R.	1:31.339	1:31.526
8	53	Green J.	20.122	53	Green J.	42.510	53	Green J.	28.751	11	Wittmann M.	1:31.353	1:31.435
9	51	Müller N.	20.126	13	Scherer F.	42.512	11	Wittmann M.	28.785	53	Green J.	1:31.383	1:31.642
10	31	Van der Linde S.	20.132	4	Frijns R.	42.551	25	Eng P.	28.820	31	Van der Linde S.	1:31.397	1:31.782
11	25	Eng P.	20.143	99	Rockenfeller M.	42.563	16	Glock T.	28.827	16	Glock T.	1:31.432	1:31.521
12	10	Newey H.	20.221	16	Glock T.	42.648	31	Van der Linde S.	28.922	25	Eng P.	1:31.863	1:32.049
13	22	Auer L.	20.249	62	Habsburg F.	42.677	22	Auer L.	28.987	13	Scherer F.	1:31.878	1:32.222
14	13	Scherer F.	20.263	8	Kubica R.	42.773	62	Habsburg F.	29.017	62	Habsburg F.	1:31.975	1:32.079
15	62	Habsburg F.	20.281	22	Auer L.	42.885	8	Kubica R.	29.065	22	Auer L.	1:32.121	1:32.164
16	8	Kubica R.	20.301	25	Eng P.	42.900	13	Scherer F.	29.103	8	Kubica R.	1:32.139	1:32.206

DTM Hockenheimring
Hockenheimring BW, length 4574 m
06. - 08.11.2020
DTM



Topspeed race 2, 08.11.2020

DMSB-Reg.No.: R-12025-A/20

Car No.	Driver	Make	Speed km/h
22	Lucas Auer	BMW Bank M4 DTM	294
8	Robert Kubica	BMW M4 CLASS1	293
31	Sheldon Van der Linde	Shell BMW M4 DTM	292
53	Jamie Green	Akrapovic Audi RS 5 DTM	289
13	Fabio Scherer	WRT Audi RS 5 DTM	289
11	Marco Wittmann	Schaeffler BMW M4 DTM	288
27	Jonathan Aberdein	CATL BMW M4 DTM	288
16	Timo Glock	iQOO BMW M4 DTM	288
25	Philipp Eng	ZF BMW M4 DTM	288
4	Robin Frijns	Aral Ultimate Audi RS 5 DTM	287
51	Nico Müller	Castrol EDGE Audi RS 5 DTM	286
99	Mike Rockenfeller	Twin Busch Audi RS5 DTM	286
28	Loic Duval	BMC Air Filter Audi RS 5 DTM	286
62	Ferdinand Habsburg	WRT Audi RS 5 DTM	286
33	René Rast	Audi Sport RS 5 DTM	285
10	Harrison Newey	WRT Audi RS 5 DTM	284

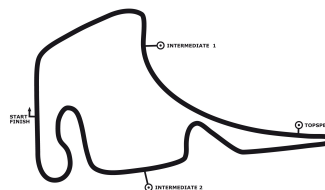
DTM Hockenheimring

Hockenheimring BW, length 4574 m

06. - 08.11.2020

DTM

Drivers Championship 2020



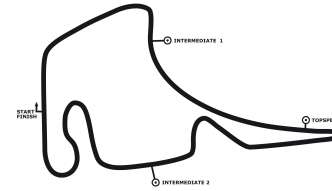
DMSB-Reg.No.: R-12025-A/20

POS	NAME / NATION	SUM	Spa (B) 1	Spa (B) 2	Lausitzring I 1	Lausitzring I 2	Lausitzring II 1	Lausitzring II 2	Assen (NL) 1	Assen (NL) 2	Nürburgring I 1	Nürburgring I 2	Nürburgring II 1	Nürburgring II 2	Zolder (B) I 1	Zolder (B) I 2	Zolder (B) II 1	Zolder (B) II 2	Hockenheim 1	Hockenheim 2
1	René Rast / DEU	353	10 + 1 (5.)	15 + 3 (3.)	6 (7.)	25 + 1 (1.)	25 + 2 (1.)	8 + 1 (6.)	10 (5.)	10 + 3 (5.)	18 + 2 (2.)	18 + 1 (2.)	18 + 3 (2.)	15 (3.)	25 + 3 (1.)	25 + 1 (1.)	25 + 3 (1.)	25 + 2 (1.)	18 + 3 (2.)	25 + 3 (1.)
2	Nico Müller / CHE	330	25 + 2 (1.)	25 + 1 (1.)	25 + 2 (1.)	18 + 2 (2.)	18 + 3 (2.)	10 + 2 (5.)	15 + 1 (3.)	15 (3.)	25 + 3 (1.)	10 + 3 (5.)	10 + 1 (5.)	25 + 1 (1.)	15 (3.)	2 (9.)	8 (6.)	18 (2.)	25 + 2 (1.)	18 (2.)
3	Robin Frijns / NLD	279	2 + 3 (9.)	18 + 2 (2.)	15 + 3 (3.)	12 + 3 (4.)	15 + 1 (3.)	15 + 3 (3.)	25 + 2 (1.)	18 + 1 (2.)	10 + 1 (5.)	25 + 2 (1.)	25 + 2 (1.)	18 + 3 (2.)	18 + 1 (2.)		18 + 1 (2.)	+ 1	6 (7.)	10 (5.)
4	Mike Rockenfeller / DEU	139	12 (4.)	10 (5.)		10 (5.)	8 (6.)		12 (4.)		12 (4.)	15 (3.)	2 (9.)	6 (7.)	4 (8.)	18 (2.)		8 (6.)	8 (6.)	12 + 2 (4.)
5	Timo Glock / DEU	120	4 (8.)		10 (5.)	8 (6.)	12 (4.)	18 (2.)	2 (9.)	8 (6.)	6 (7.)		1 (10.)	4 (8.)	12 + 2 (4.)	12 + 3 (4.)	2 (9.)	12 (4.)		4 (8.)
6	Sheldon Van der Linde / RSA	108		8 (6.)	18 (2.)		2 (15.)	1 (9.)	6 (7.)	25 (1.)	4 (8.)	8 (6.)	4 (8.)	12 (4.)	8 (6.)	1 + 2 (10.)		6 (13.)	1 (7.)	2 (10.)
7	Loic Duval / FRA	108	15 (3.)	6 (7.)	+ 1	4 (8.)	6 (7.)	4 (8.)	18 + 3 (2.)	12 + 2 (4.)	2 (9.)	12 (4.)		2 (9.)	1 (10.)				12 (4.)	8 (6.)
8	Jamie Green / GBR	98	18 (2.)	12 (4.)	4 (8.)		1 (16.)	12 (10.)				6 (7.)					4 (15.)	10 (8.)	15 (3.)	15 + 1 (3.)
9	Marco Wittmann / DEU	95		1 (11.)	12 (10.)	15 (4.)	10 (3.)	2 (5.)		4 (14.)	15 (8.)	2 (3.)	15 (9.)	10 (5.)		4 (15.)	1 (8.)	4 (10.)		
10	Ferdinand Habsburg / AUT	68			8 (15.)	1 (6.)			4 (10.)	6 (11.)			6 (14.)	8 + 2 (7.)	6 (6.)	6 (7.)	15 + 2 (3.)	1 + 3 (10.)		
11	Jonathan Aberdein / RSA	62	1 (10.)	2 (9.)		2 (15.)		6 (9.)	8 (14.)		1 (7.)	4 (14.)	8 (7.)	1 (10.)			12 (11.)		10 + 1 (4.)	6 (7.)
12	Lucas Auer / AUT	51	6 (7.)	4 (8.)				25 (12.)		1 (11.)						15 (1.)				

DTM Hockenheimring
Hockenheimring BW, length 4574 m
06. - 08.11.2020

DTM

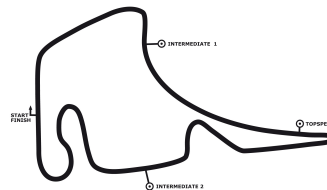
Drivers Championship 2020



DMSB-Reg.No.: R-12025-A/20

POS	NAME / NATION	SUM	Spa (B) 1	Spa (B) 2	Lausitzring I 1	Lausitzring I 2	Lausitzring II 1	Lausitzring II 2	Assen (NL) 1	Assen (NL) 2	Nürburgring I 1	Nürburgring I 2	Nürburgring II 1	Nürburgring II 2	Zolder (B) I 1	Zolder (B) I 2	Zolder (B) II 1	Zolder (B) II 2	Hockenheim 1	Hockenheim 2	
13	Philipp Eng / AUT	48	8 (6.)		2 (9.)	6 (7.)	4 (8.)			2 (9.)	8 (6.)	1 (10.)	12 (4.)		2 (9.)					2 (9.)	1 (10.)
14	Harrison Newey / GBR	27			1 (10.)										10 (5.)	8 (6.)	6 (7.)	2 (9.)			
15	Robert Kubica / POL	20							1 (10.)									15 (3.)	4 (8.)		
16	Fabio Scherer / CHE	20														10 (5.)	10 (5.)				
17	Benoît Tréluyer / FRA	0																(14.)			

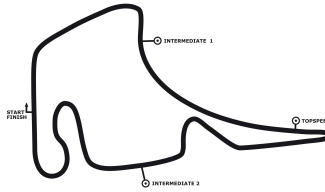
DTM Hockenheimring
Hockenheimring BW, length 4574 m
06. - 08.11.2020
DTM
Team Championship 2020



DMSB-Reg.No.: R-12025-A/20

POS	TEAM	SUM	Spa (B) 1	Spa (B) 2	Lausitzring I 1	Lausitzring I 2	Lausitzring II 1	Lausitzring II 2	Assen (NL) 1	Assen (NL) 2	Nürburgring I 1	Nürburgring I 2	Nürburgring II 1	Nürburgring II 2	Zolder (B) I 1	Zolder (B) I 2	Zolder (B) II 1	Zolder (B) II 2	Hockenheim 1	Hockenheim 2	
1	Audi Sport Team Abt Sportsline	609	32	46	45	35	37	30	43	34	39	40	38	47	34	2	27	19	33	28	
2	Audi Sport Team Rosberg	451	29	30	10	26	28	21	10	13	20	25	21	15	28	26	32	37	36	44	
3	Audi Sport Team Phoenix	247	27	16	1	14	14	4	33	14	14	27	2	8	5	18		8	20	22	
4	BMW Team RMG	215	4	1	22	23	22	20	2	12	21	2	16	14	14	19	3	16		4	
5	BMW Team RBM	156	8	8	20	6	6	1	6	27	12	9	16	12	10	3		6	3	3	
6	BMW Team RMR	113	7	6		2		31	8	1	1	4	8	1		15	12		11	6	
7	WRT Team Audi Sport	103			9	1			4	6			6	10	16	18	27	6			
8	ORLEN Team ART (ART Grand Prix)	20							1									15	4		

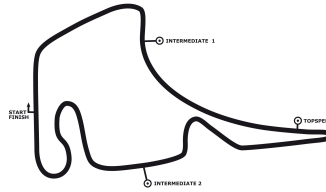
DTM Hockenheimring
Hockenheimring BW, length 4574 m
06. - 08.11.2020
DTM
Brand Championship 2020



DMSB -Reg.No.: R-12025-A/20

POS	NAME / NATION	SUM	Spa (B) 1	Spa (B) 2	Lausitzring I 1	Lausitzring I 2	Lausitzring II 1	Lausitzring II 2	Assen (NL) 1	Assen (NL) 2	Nürburgring I 1	Nürburgring I 2	Nürburgring II 1	Nürburgring II 2	Zolder (B) I 1	Zolder (B) I 2	Zolder (B) II 1	Zolder (B) II 2	Hockenheim 1	Hockenheim 2	
1	AUDI	1253	76	76	60	71	72	51	76	61	71	76	65	72	72	62	74	67	75	76	
2	BMW	500	19	15	42	31	28	51	17	39	33	15	39	27	24	37	15	37	18	13	

DTM Hockenheimring
Hockenheimring BW, length 4574 m
06. - 08.11.2020
DTM



Fastest Lap in race 2, 08.11.2020

DMSB-Reg.No.: R-12025-A/20

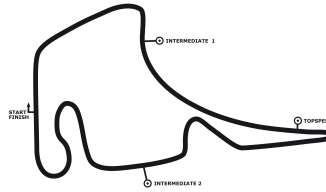
RG.	No.	Driver	Entrant	Time	IN.	DIFF	INT	KM/H	at
1	33	Rast R (DEU)	Audi Sport Team Rosberg	1:31.027	20		0.239	180.896	14:04:52
2	10	Newey H (GBR)	WRT Team Audi Sport	1:31.266	21	0.239	0.023	180.422	14:07:10
3	51	Müller N (CHE)	Audi Sport Team Abt Sportsline	1:31.289	17	0.262	0.085	180.377	14:00:13
4	27	Aberdein J (RSA)	BMW Team RMR	1:31.374	20	0.347	0.054	180.209	14:05:07
5	28	Duval L (FRA)	Audi Sport Team Phoenix	1:31.428	20	0.401	0.007	180.102	14:05:12
6	11	Wittmann M (DEU)	BMW Team RMG	1:31.435	21	0.408	0.086	180.089	14:07:05
7	16	Glock T (DEU)	BMW Team RMG	1:31.521	18	0.494	0.005	179.919	14:02:06
8	4	Frijns R (NLD)	Audi Sport Team Abt Sportsline	1:31.526	19	0.499	0.116	179.910	14:03:26
9	53	Green J (GBR)	Audi Sport Team Rosberg	1:31.642	19	0.615	0.075	179.682	14:03:27
10	99	Rockenfeller M (DEU)	Audi Sport Team Phoenix	1:31.717	22	0.690	0.065	179.535	14:08:00
11	31	Van der Linde S (RSA)	BMW Team RBM	<u>1:31.782</u>	24	0.755	0.267	179.408	14:11:37
12	25	Eng P (AUT)	BMW Team RBM	1:32.049	19	1.022	0.030	178.887	14:03:43
13	62	Habsburg F (AUT)	WRT Team Audi Sport	1:32.079	4	1.052	0.085	178.829	13:39:43
14	22	Auer L (AUT)	BMW Team RMR	1:32.164	16	1.137	0.042	178.664	13:59:13
15	8	Kubica R (POL)	ORLEN Team ART (ART Grand Prix)	1:32.206	17	1.179	0.016	178.583	14:00:47
16	13	Scherer F (CHE)	WRT Team Audi Sport	1:32.222	21	1.195		178.552	14:07:00

DTM Hockenheimring

Hockenheimring BW, length 4574 m

06. - 08.11.2020

DTM



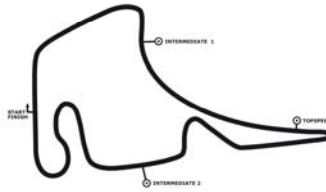
DTM

Stint Analysis race 2, 08.11.2020

DMSB-Reg.No.: R-12025-A/20

POS	NO	DRIVER	STINT 1			STINT 2			STINT 3			STINT 4		
			LAPS	TIME	KM/H	LAPS	TIME	KM/H	LAPS	TIME	KM/H	LAPS	TIME	KM/H
1.	33	Rast René	17	26:23.903	176.734	20	31:25.368	174.676						
2.	51	Müller Nico	14	21:44.627	176.702	23	36:14.843	174.140						
3.	53	Green Jamie	16	24:55.997	176.112	21	33:06.683	174.056						
4.	99	Rockenfeller Mike	15	23:22.240	176.144	22	34:43.679	173.856						
5.	4	Frijns Robin	15	23:24.456	175.866	22	34:42.702	173.938						
6.	28	Duval Loic	17	26:40.607	174.889	20	31:34.732	173.812						
7.	27	Aberdein Jonathan	15	23:27.941	175.431	22	34:54.003	172.999						
8.	16	Glock Timo	14	22:03.580	174.171	23	36:26.142	173.240						
9.	31	Van der Linde Sheldon	19	29:55.941	174.205	18	28:34.304	172.895						
10.	25	Eng Philipp	15	23:37.949	174.192	22	34:54.566	172.953						
11.	11	Wittmann Marco	18	28:33.199	173.007	19	30:04.548	173.374						
12.	13	Scherer Fabio	17	26:50.851	173.777	20	31:51.447	172.293						
13.	10	Newey Harrison	18	28:38.220	172.501	19	30:07.564	173.085						
14.	62	Habsburg Ferdinand	16	25:10.287	174.445	20	31:34.320	173.850						
15.	8	Kubica Robert	14	22:14.876	172.697	23	36:50.348	171.343						
16.	22	Auer Lucas	12	19:05.571	172.488	13	20:56.077	170.422	11	17:50.552	169.193			

DTM Hockenheimring
Hockenheimring BW, length 4574 m
06. - 08.11.2020
DTM

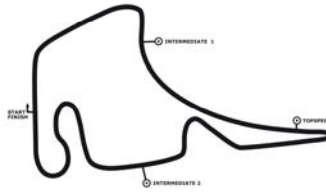


DMSB-Reg.No.: R-12025-A/20

Pitstop (Chronology) race 2, 08.11.2020

Car	Driver	Entrant	at Lap	Time	duration	Sum
22	Auer Lucas	BMW Team RMR	12	13:52:25	32.928	32.928
51	Müller Nico	Audi Sport Team Abt Sportsline	14	13:55:04	32.690	32.690
16	Glock Timo	BMW Team RMG	14	13:55:23	33.097	33.097
8	Kubica Robert	ORLEN Team ART (ART Grand Prix)	14	13:55:34	33.282	33.282
99	Rockenfeller Mike	Audi Sport Team Phoenix	15	13:56:41	32.092	32.092
4	Frijns Robin	Audi Sport Team Abt Sportsline	15	13:56:44	32.601	32.601
27	Aberdein Jonathan	BMW Team RMR	15	13:56:47	36.600	36.600
25	Eng Philipp	BMW Team RBM	15	13:56:57	33.203	33.203
53	Green Jamie	Audi Sport Team Rosberg	16	13:58:15	32.302	32.302
62	Habsburg Ferdinand	WRT Team Audi Sport	16	13:58:30	31.727	31.727
33	Rast René	Audi Sport Team Rosberg	17	13:59:43	32.155	32.155
28	Duval Loic	Audi Sport Team Phoenix	17	14:00:00	32.379	32.379
13	Scherer Fabio	WRT Team Audi Sport	17	14:00:10	32.338	32.338
11	Wittmann Marco	BMW Team RMG	18	14:01:52	32.271	32.271
10	Newey Harrison	WRT Team Audi Sport	18	14:01:57	32.058	32.058
31	Van der Linde Sheldon	BMW Team RBM	19	14:03:15	36.774	36.774
22	Auer Lucas	BMW Team RMR	25	14:13:21	39.739	1:12.667

DTM Hockenheimring
Hockenheimring BW, length 4574 m
06. - 08.11.2020
DTM



DTM

DMSB-Reg.No.: R-12025-A/20

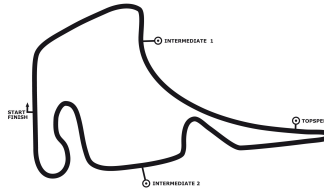
Pitstops race 2, 08.11.2020

Pos	Car	Driver	Entrant	at Lap	Time	Duration
1	62	Habsburg Ferdinand	WRT Team Audi Sport	16	13:58:30	31.727
2	10	Newey Harrison	WRT Team Audi Sport	18	14:01:57	32.058
3	99	Rockenfeller Mike	Audi Sport Team Phoenix	15	13:56:41	32.092
4	33	Rast René	Audi Sport Team Rosberg	17	13:59:43	32.155
5	11	Wittmann Marco	BMW Team RMG	18	14:01:52	32.271
6	53	Green Jamie	Audi Sport Team Rosberg	16	13:58:15	32.302
7	13	Scherer Fabio	WRT Team Audi Sport	17	14:00:10	32.338
8	28	Duval Loic	Audi Sport Team Phoenix	17	14:00:00	32.379
9	4	Frijns Robin	Audi Sport Team Abt Sportsline	15	13:56:44	32.601
10	51	Müller Nico	Audi Sport Team Abt Sportsline	14	13:55:04	32.690
11	22	Auer Lucas	BMW Team RMR	12	13:52:25	32.928
12	16	Glock Timo	BMW Team RMG	14	13:55:23	33.097
13	25	Eng Philipp	BMW Team RBM	15	13:56:57	33.203
14	8	Kubica Robert	ORLEN Team ART (ART Grand Prix)	14	13:55:34	33.282
15	27	Aberdein Jonathan	BMW Team RMR	15	13:56:47	36.600
16	31	Van der Linde Sheldon	BMW Team RBM	19	14:03:15	36.774

DTM Hockenheimring
Hockenheimring BW, length 4574 m
06. - 08.11.2020

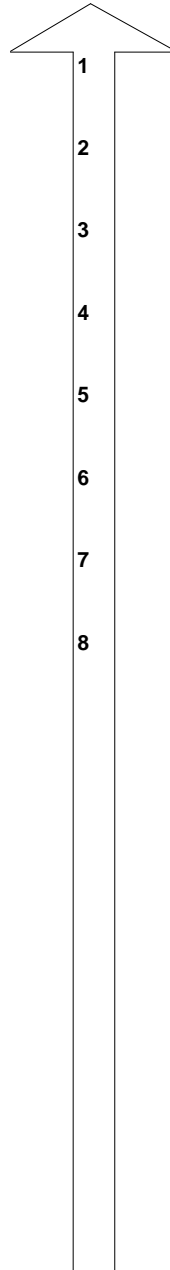
DTM

Starting grid race 2
green flag lap at time: 13:30:00



DMSB -Reg.No.: R-12025-A/20

33 René Rast Audi Sport RS 5 DTM	1:28.337
53 Jamie Green Akrapovic Audi RS 5 DTM	1:28.755
27 Jonathan Aberdein CATL BMW M4 DTM	1:28.781
62 Ferdinand Habsburg WRT Audi RS 5 DTM	1:28.835
16 Timo Glock iQOO BMW M4 DTM	1:28.962
25 Philipp Eng ZF BMW M4 DTM	1:29.064
8 Robert Kubica BMW M4 CLASS1	1:29.180
10 Harrison Newey WRT Audi RS 5 DTM	1:29.607



99 Mike Rockenfeller Twin Busch Audi RS5 DTM	1:28.739
51 Nico Müller Castrol EDGE Audi RS 5 DTM	1:28.757
28 Loic Duval BMC Air Filter Audi RS 5 DTM	1:28.815
4 Robin Frijns Aral Ultimate Audi RS 5 DTM	1:28.961
13 Fabio Scherer WRT Audi RS 5 DTM	1:28.972
31 Sheldon Van der Lindt Shell BMW M4 DTM	1:29.084
22 Lucas Auer BMW Bank M4 DTM	1:29.350
11 Marco Wittmann Schaeffler BMW M4 DTM	0.000

Felix Holter	Karl-Heinz Stegner	Heinrich Kurz
--------------	--------------------	---------------

CAR # 11 - ALLOWED TO START FROM THE BACK OF THE GRID (DECISION 70)