

DKM
DEUTSCHE KART- MEISTERSCHAFT

DMSB

KCK
KARTCLUB
KERPEN

Ergebnisse Results DSKC

ADAC-KARTRENNEN

KERPEN

07. - 09. August 2020

- Deutsche Kart-Meisterschaft (DKM)
- Deutsche Junioren-Kart-Meisterschaft (DJKM)
- Deutsche Schaltkart-Meisterschaft (DSKM)
- DMSB-Schaltkart-Cup (DSKC)

vorläufig - ohne Gewähr

Pos	StNr.	Fahrer	Nation	Bewerber / Sponsor	Nation	Lizenz B-Lizenz	Chassis / Motor / Reifen	Siege	Gesamt- punkte	Kerpen			
										TQ	Heats	Race 1	Finale
1	320	Müller, Julian	DEU	Mach1 Motorsport	DEU	IKC1137671 KBF1005514 KBF1167350	Mach 1 / TM Racing / Vega	1	55	15	15	25	
2	330	Ried, Jonas	DEU	Solgat Motorsport	DEU	KBF1079882	Birel Art / TM Racing / Vega		40	8	12	20	
3	334	Doorn, Coen	NLD	A.K. Doorn	NLD	40347 42349	Kart Republic / TM Racing / Vega		38	5	10	13	
4	319	Primm, Simon Connor	DEU	Valier Motorsport	DEU	IKC171081 KBF1063735	KR / TM Racing / Vega		32	9	15	8	
5	340	Lukaschewsky, Karl	DEU	SRP Racing Team	DEU	1194842 KBF1156791	Maranello / TM Racing / Vega		29	4	9	16	
6	325	Karlshøj, Lasse	DNK	LE Racing	DNK	40346 39981	Kosmic / Vortex / Vega		21	7	4	10	
7	339	Walter, Luca	DEU	Luca Walter	DEU	IKC1140650 IKC1140650	Alpha Karting / TM Racing / Vega		21	5	10	6	
8	324	Jaromin, David	DEU	AP-Racing	DEU	IKC1176826 KBF1205799	Birel Art / TM Racing / Vega		19		12	7	
9	308	Voegeding, Paul	DEU	Mach1 Motorsport	DEU	IKB1132472 KBF1005514	Mach 1 / TM Racing / Vega		18	12	6		
10	309	Greif, Toni	DEU	Solgat Motorsport	DEU	IKB1096240 KBF1079882	Birel Art / TM Racing / Vega		16		7	9	
11	313	Tröger, Tim	DEU	Mach1 Motorsport	DEU	IKC1132554 KBF1005514	Mach 1 / TM Racing / Vega		14	3		11	
12	341	Vladic, Lukas	DEU	SRP Racing Team	DEU	IKC1191160 KBF1156791	Maranello / TM Racing / Vega		14	1	9	4	
13	328	Julius-Bernhart, Jannik	DEU	SRP Racing Team	DEU	IKC1163143 KBF1156791	Maranello / TM Racing / Vega		11	3	3	5	
14	311	Preibisch, Marius	DEU	Bamberger Karttracing	DEU	IKC1181135 KBF1197896	Lenzokart / LKE / Vega		11		8	3	
15	316	Hueting, Brio	NLD	SRP Racing Team	DEU	46098 KBF1156791	Maranello / TM Racing / Vega		9	6	1	2	
16	306	Himmels, Yannik	DEU	SRP Racing Team	DEU	IKC1147857 KBF1156791	Maranello / TM Racing / Vega		9	1		8	
17	321	Nelles, Mika	DEU	DS Kartsport	DEU	IKC1177154 KBF1154357	Mach 1 / TM Racing / Vega		7		7		
18	312	Stumpf, Stephen	DEU	Solgat Motorsport	DEU	IKC1106930 KBF1079882	Birel Art / TM Racing / Vega		6	2	3	1	
19	332	Dresen, Andreas	DEU	SRP Racing Team	DEU	KBF1156791	Maranello / TM Racing / Vega		6		6		
20	333	Feller, Silas	DEU	Millennium Racing Team	DEU	IKC1177256 KBF1095578	Tony Kart / Vortex / Vega		5		5		
21	335	Beyerlein, Patrick	DEU	BEYMO-Kartracing	DEU	IKC1041625 KBF1160795	CRG / TM Racing / Vega		5		5		
22	336	Sjögren, Tobias	SWE	Mach1 Motorsport	DEU	27620 KBF1005514	Mach 1 / TM Racing / Vega		4		4		
23	329	Reiböck, Lukas	AUT	BIREL ART RACING KSW	AUT	JK2158 BK102	Birel Art / TM Racing / Vega		2		2		
24	327	Jonsson, Lukas	SWE	JP RACING	SWE	96287 105	Exprit / Vortex / Vega		2		2		
25	310	Fredriksson, Lucas	SWE	JP RACING	SWE	t,b,a, 105	Exprit / Vortex / Vega		1		1		

R 19 DSKC (KZ2) Finale

Strecke / track: 1107m

fastest Lap Tim TRÖGER at: 0:43,134

started: 27 classified: 27 not classified: 0 not started: 2

Pos	Stf. Nr.	Fahrer Driver	Nation	Bewerber / Sponsor	Nation	Lizenz R-Lizenz	Chassis / Motor / Reifen	Points	Penalty	Runden Laps	Gesamtzeit Differenz	Abstand Gap	beste Runde best Lap	in N. in L.	o Geschw. o Speed	
1	320	MÜLLER, Julian	DEU	Mach1 Motorsport	DEU	IKC1137671 KBF1005514	Mach 1 / TM Racing / Vega	25		23	16:54,718		0:43,363	13	90,3 km/h 91,9 km/h	
2	330	RIED, Jonas	DEU	Solgat Motorsport	DEU	IKB1167350 KBF1079882	Birel Art / TM Racing / Vega	20		23	16:55,365 0:00,647	0:00,647	0:43,137	12	90,3 km/h 92,4 km/h	
3	340	LUKASCHEWSKY, Karl	DEU	SRP Racing Team	DEU	1194842 KBF1156791	Maranello / TM Racing / Vega	16		23	16:55,924 0:01,206	0:00,559	0:43,302	14	90,2 km/h 92 km/h	
4	334	DOORN, Coen	NLD	A.K. Doorn	NLD	40347 42349	Kart Republic / TM Racing / Vega	13		23	16:56,718 0:02,000	0:00,794	0:43,279	11	90,2 km/h 92,1 km/h	
5	351	SMEETS, Jesse	NLD	Jesse Smeets	NLD	42517 42517	CRG / TM Racing / Vega	*		23	16:56,945 0:02,227	0:00,227	0:43,252	13	90,1 km/h 92,1 km/h	
6	313	TRÖGER, Tim	DEU	Mach1 Motorsport	DEU	IKC1132554 KBF1005514	Mach 1 / TM Racing / Vega	11		23	16:58,144 0:03,426	0:01,199	0:43,134	8	90 km/h 92,4 km/h	
7	325	KARLSHØJ, Lasse	DNK	LE Racing	DNK	40346 39981	Kosmic / Vortex / Vega	10		23	16:58,275 0:03,557	0:00,131	0:43,318	16	90 km/h 92 km/h	
8	309	GREIF, Toni	DEU	Solgat Motorsport	DEU	IKB1096240 KBF1079882	Birel Art / TM Racing / Vega	9	5 sec.	23	16:59,833 0:05,115	0:01,558	0:43,275	14	89,9 km/h 92,1 km/h	
9	319	PRIMM, Simon Connor	DEU	Valier Motorsport	DEU	IKC1171081 KBF1063735	KR / TM Racing / Vega	8	5 sec.	23	17:00,195 0:05,477	0:00,362	0:43,317	10	89,8 km/h 92 km/h	
10	324	JAROMIN, David	DEU	AP-Racing	DEU	IKC1176826 KBF1205799	Birel Art / TM Racing / Vega	7	5 sec.	23	17:01,445 0:06,727	0:01,250	0:43,329	12	89,7 km/h 92 km/h	
11	339	WALTER, Luca	DEU	Luca Walter	DEU	IKC1140650 IKC1140650	Alpha Karting / TM Racing / Vega	6		23	17:02,615 0:07,897	0:01,170	0:43,697	8	89,6 km/h 91,2 km/h	
12	328	JULIUS-BERNHART, Jannik	DEU	SRP Racing Team	DEU	IKC1163143 KBF1156791	Maranello / TM Racing / Vega	5		23	17:05,565 0:10,847	0:02,950	0:43,483	21	89,4 km/h 91,6 km/h	
13	341	VLADIC, Lukas	DEU	SRP Racing Team	DEU	IKC1191160 KBF1156791	Maranello / TM Racing / Vega	4	5 sec.	23	17:08,146 0:13,428	0:02,581	0:43,631	7	89,2 km/h 91,3 km/h	
14	311	PREIBISCH, Marius	DEU	Bamberger Karttracing	DEU	IKC1181135 KBF1197896	Lenzokart / LKE / Vega	3	5 sec.	23	17:08,418 0:13,700	0:00,272	0:43,664	11	89,1 km/h 91,3 km/h	
15	316	HUETING, Brio	NLD	SRP Racing Team	DEU	46098 KBF1156791	Maranello / TM Racing / Vega	2		23	17:08,573 0:13,855	0:00,155	0:43,628	20	89,1 km/h 91,3 km/h	
16	353	FIKSE, Jeffrey	NLD	Jeffrey Fikse	NLD	40615 40615	CRG / TM Racing / Vega	*		23	17:10,716 0:15,998	0:02,143	0:43,769	12	88,9 km/h 91,1 km/h	
17	312	STUMPF, Stephen	DEU	Solgat Motorsport	DEU	IKC1106930 KBF1079882	Birel Art / TM Racing / Vega	1		23	17:11,083 0:16,365	0:00,367	0:43,534	18	88,9 km/h 91,5 km/h	
18	329	REIBÖCK, Lukas	AUT	BIREL ART RACING KSW	AUT	JK2158 BK102	Birel Art / TM Racing / Vega	0	5 sec.	23	17:11,703 0:16,985	0:00,620	0:43,355	17	88,8 km/h 91,9 km/h	
19	354	KROGH, Gustav	DNK	RS Competition	DNK	69574 36053	Tony Kart / Vortex / Vega	*		23	17:12,367 0:17,649	0:00,664	0:43,852	12	88,8 km/h 90,9 km/h	
20	333	FELLER, Silas	DEU	Millennium Racing Team	DEU	IKC1177256 KBF1095578	Tony Kart / Vortex / Vega	0		23	17:14,012 0:19,294	0:01,645	0:43,699	19	88,6 km/h 91,2 km/h	
21	306	HIMMELS, Yannik	DEU	SRP Racing Team	DEU	IKC1147857 KBF1156791	Maranello / TM Racing / Vega	0	5 sec.	23	17:15,893 0:21,175	0:01,881	0:43,414	13	88,5 km/h 91,8 km/h	
22	350	STEEN, Bas	NLD	Bas Steen	NLD	31350 31350	CKR / TM Racing / Vega	*	5 sec.	23	17:17,197 0:22,479	0:01,304	0:43,903	12	88,4 km/h 90,8 km/h	
23	310	FREDRIKSSON, Lucas	SWE	JP RACING	SWE	1, b, a, 105	Exprit / Vortex / Vega	0	5 sec.	23	17:18,144 0:23,426	0:00,947	0:43,706	20	88,3 km/h 91,2 km/h	
24	327	JONSSON, Lukas	SWE	JP RACING	SWE	96287 105	Exprit / Vortex / Vega	0		23	17:24,341 0:29,623	0:06,197	0:44,499	8	87,8 km/h 89,6 km/h	
25	335	BEYERLEIN, Patrick	DEU	BEYMO-Kartracing	DEU	IKC1041625 KBF1160795	CRG / TM Racing / Vega	0		23	17:33,151 0:38,433	0:08,810	0:43,783	12	87 km/h 91 km/h	
26	332	DRESEN, Andreas	DEU	SRP Racing Team	DEU	KBF1156791	Maranello / TM Racing / Vega	0		1	0:04,796 22 R		22 R			
27	308	VOEGEDING, Paul	DEU	Mach1 Motorsport	DEU	IKB1132472 KBF1005514	Mach 1 / TM Racing / Vega	0		1	0:53,366 22 R	0:48,570	0:48,691	1	74,7 km/h 81,8 km/h	
the following drivers did not start.																
DNS	321	NELLES, Mika	DEU	DS Kartsport	DEU	IKC1177154 KBF1154357	Mach 1 / TM Racing / Vega									
DNS	336	SJÖGREN, Tobias	SWE	Mach1 Motorsport	DEU	27620 KBF1005514	Mach 1 / TM Racing / Vega									

SiNr. 319,324,311,309 5 sec penalty Jump Start

SiNr. 341,310,329,306,350 5 sec penalty Frontfairing

Rennleitung: Dieter Bringsken Racedirektor: Horst Seidel / Uwe Fuchs
 Sportkommissare: Nikolas Spaderna / Ulrich Bell
 Techn. Kommissare: M. Grasshoff / C. Schmidt / H.G. Höfler / M. Ambrosius
 Zeitnahme: KART-DATA timing service Franz Schieszler / Manuela Hintner

Zeitnahme / timekeeping
 control

 Franz Schieszler

freigegeben: 16:12:49

R 19 DSKC (KZ2) Finale

Fahrername Driver	Müller Julian	Ried Jonas	Lukaschewsky Karl	Doorn Coen	Smeets Jesse	Tröger Tim	Karishøj Lasse	Greif Toni	Primm Simon Connor	Jaromin David	Walter Luca	Vladic Lukas
schnellste Runde in Runde	0:43,363 Rn. 13	0:43,137 Rn. 12	0:43,302 Rn. 14	0:43,279 Rn. 11	0:43,252 Rn. 13	0:43,134 Rn. 8	0:43,318 Rn. 16	0:43,275 Rn. 14	0:43,317 Rn. 10	0:43,329 Rn. 12	0:43,697 Rn. 8	0:43,631 Rn. 7
Speed	91,9 km/h	92,4 km/h	92,0 km/h	92,1 km/h	92,1 km/h	92,4 km/h	92,0 km/h	92,1 km/h	92,0 km/h	92,0 km/h	91,2 km/h	91,3 km/h
Lap 1	0:48,099	0:49,377	0:48,202	0:48,786	0:48,262	0:48,780	0:48,252	0:48,418	0:48,786	0:48,888	0:47,954	0:49,061
Lap 2	0:45,301	0:45,829	0:45,112	0:45,035	0:45,198	0:45,526	0:45,472	0:44,940	0:45,269	0:45,183	0:45,195	0:46,247
Lap 3	0:44,678	0:44,046	0:44,348	0:44,312	0:43,983	0:46,008	0:44,246	0:44,237	0:44,591	0:44,382	0:44,559	0:44,666
Lap 4	0:44,220	0:44,200	0:44,436	0:44,578	0:44,481	0:44,530	0:43,695	0:44,255	0:44,303	0:44,424	0:44,398	0:43,849
Lap 5	0:43,991	0:44,203	0:43,996	0:44,026	0:44,040	0:43,487	0:43,649	0:44,068	0:43,987	0:43,993	0:44,031	0:43,809
Lap 6	0:43,772	0:43,809	0:43,794	0:43,805	0:44,388	0:43,957	0:43,991	0:43,724	0:43,859	0:43,769	0:43,803	0:43,662
Lap 7	0:43,666	0:43,649	0:43,959	0:43,946	0:43,657	0:43,877	0:43,710	0:43,962	0:43,606	0:43,353	0:44,020	0:43,631
Lap 8	0:43,564	0:43,805	0:43,966	0:43,851	0:43,726	0:43,134	0:43,707	0:43,471	0:43,536	0:43,558	0:43,697	0:43,643
Lap 9	0:43,430	0:43,505	0:43,532	0:43,532	0:43,592	0:43,320	0:43,754	0:43,699	0:43,417	0:43,370	0:43,725	0:43,830
Lap 10	0:43,415	0:44,161	0:43,548	0:44,155	0:44,089	0:43,245	0:44,253	0:43,566	0:43,317	0:43,470	0:44,626	0:43,927
Lap 11	0:43,455	0:43,542	0:43,431	0:43,279	0:44,455	0:43,192	0:44,342	0:43,789	0:43,453	0:43,428	0:44,739	0:44,273
Lap 12	0:43,462	0:43,137	0:43,727	0:43,339	0:43,877	0:44,189	0:44,379	0:43,636	0:43,444	0:43,329	0:44,790	0:44,127
Lap 13	0:43,363	0:43,433	0:43,646	0:43,522	0:43,252	0:43,691	0:43,993	0:43,358	0:43,399	0:43,428	0:43,723	0:43,996
Lap 14	0:43,480	0:43,161	0:43,302	0:43,623	0:43,382	0:43,348	0:43,739	0:43,275	0:43,496	0:43,466	0:44,518	0:44,631
Lap 15	0:43,686	0:43,548	0:43,594	0:43,477	0:43,574	0:43,355	0:43,431	0:43,438	0:43,616	0:43,674	0:44,122	0:44,562
Lap 16	0:43,656	0:43,674	0:44,053	0:43,976	0:43,443	0:43,138	0:43,318	0:43,473	0:43,711	0:43,978	0:43,810	0:43,729
Lap 17	0:43,940	0:43,296	0:43,404	0:43,483	0:43,436	0:43,330	0:43,477	0:43,606	0:43,866	0:43,920	0:43,874	0:43,751
Lap 18	0:43,910	0:43,368	0:43,521	0:43,604	0:43,490	0:43,365	0:43,553	0:43,500	0:43,968	0:43,838	0:43,970	0:44,000
Lap 19	0:44,035	0:43,540	0:43,491	0:43,601	0:43,384	0:43,194	0:43,668	0:43,723	0:43,937	0:43,931	0:43,986	0:43,861
Lap 20	0:44,056	0:44,225	0:44,021	0:43,702	0:43,610	0:43,342	0:43,632	0:43,795	0:44,198	0:44,283	0:43,913	0:43,846
Lap 21	0:43,665	0:43,780	0:43,968	0:43,933	0:43,961	0:43,373	0:43,603	0:43,752	0:43,712	0:43,791	0:44,056	0:43,897
Lap 22	0:43,830	0:43,550	0:43,782	0:44,045	0:43,701	0:43,879	0:43,502	0:43,728	0:43,815	0:44,660	0:43,996	0:44,048

1st round
07-09/08

DKM

DMSB
ADAG-KARTRENNEN KERPEN

DEUTSCHE KART-MEISTERSCHAFT 2020

DMSB-Reg.No.K-11365/20

R 19 DSKC (KZ2) Finale

Fahrename Driver Lap 23	Müller Julian 0:44,067	Ried Jonas 0:43,895	Lukaschewsky Karl 0:43,801	Doorn Coen 0:44,079	Smeets Jesse 0:43,948	Tröger Tim 0:45,341	Karishøj Lasse 0:43,691	Greif Toni 0:43,738	Primm Simon Connor 0:44,237	Jaromin David 0:44,009	Walter Luca 0:44,227	Vladic Lukas 0:44,531
-------------------------------	------------------------------	---------------------------	----------------------------------	---------------------------	-----------------------------	---------------------------	-------------------------------	---------------------------	-----------------------------------	------------------------------	----------------------------	-----------------------------

R 19 DSKC (K22) Finale

Fahrername Driver	Julius-Bernhart Jannik	Reiböck Lukas	Preibisch Marius	Huetting Brio	Fikse Jeffrey	Himmels Yannik	Stumpf Stephen	Steen Bas	Krogh Gustav	Fredriksson Lucas	Feller Silas	Jonsson Lukas
schnellste Runde in Runde	0:43,483 Rn. 21	0:43,355 Rn. 17	0:43,664 Rn. 11	0:43,628 Rn. 20	0:43,769 Rn. 12	0:43,414 Rn. 13	0:43,534 Rn. 18	0:43,903 Rn. 12	0:43,852 Rn. 12	0:43,706 Rn. 20	0:43,699 Rn. 19	0:44,499 Rn. 8
Speed	91,6 km/h	91,9 km/h	91,3 km/h	91,3 km/h	91,1 km/h	91,8 km/h	91,5 km/h	90,8 km/h	90,9 km/h	91,2 km/h	91,2 km/h	89,6 km/h
Lap 1	0:48,718	0:50,359	0:48,818	0:48,993	0:48,603	0:50,067	0:49,500	0:48,675	0:49,773	0:50,131	0:45,967	0:50,020
Lap 2	0:46,755	0:45,935	0:46,568	0:46,321	0:46,755	0:46,438	0:46,334	0:45,473	0:46,673	0:46,283	0:45,988	0:46,408
Lap 3	0:45,901	0:46,021	0:44,996	0:45,995	0:45,290	0:45,943	0:45,955	0:45,487	0:45,965	0:45,988	0:45,308	0:46,054
Lap 4	0:44,252	0:44,891	0:44,371	0:44,277	0:44,720	0:44,844	0:45,335	0:44,332	0:45,043	0:46,019	0:44,695	0:45,661
Lap 5	0:44,082	0:44,058	0:44,162	0:44,107	0:44,459	0:44,178	0:44,298	0:44,453	0:44,554	0:44,657	0:44,196	0:44,833
Lap 6	0:43,820	0:44,399	0:43,999	0:44,097	0:43,895	0:43,673	0:44,406	0:44,297	0:44,470	0:44,723	0:44,070	0:44,925
Lap 7	0:44,296	0:44,309	0:43,846	0:43,817	0:44,430	0:43,425	0:43,660	0:45,072	0:44,448	0:44,162	0:44,041	0:44,899
Lap 8	0:43,974	0:43,947	0:43,785	0:44,352	0:44,588	0:44,184	0:43,970	0:44,097	0:43,961	0:43,756	0:43,918	0:44,499
Lap 9	0:44,394	0:43,426	0:43,791	0:44,031	0:44,658	0:43,991	0:43,939	0:44,565	0:44,511	0:43,770	0:43,859	0:44,522
Lap 10	0:44,729	0:44,278	0:43,987	0:44,648	0:44,596	0:44,654	0:44,748	0:44,625	0:44,051	0:44,028	0:44,203	0:44,674
Lap 11	0:44,463	0:43,898	0:43,664	0:44,942	0:44,260	0:48,035	0:44,021	0:44,417	0:44,345	0:43,980	0:43,779	0:44,606
Lap 12	0:43,913	0:43,778	0:43,944	0:43,828	0:43,769	0:43,509	0:43,807	0:43,903	0:43,852	0:43,858	0:43,900	0:45,362
Lap 13	0:43,894	0:43,945	0:43,755	0:43,853	0:43,983	0:43,414	0:43,778	0:43,960	0:43,859	0:43,742	0:44,813	0:44,739
Lap 14	0:43,784	0:44,697	0:43,940	0:43,994	0:44,820	0:44,040	0:44,840	0:44,431	0:44,886	0:45,012	0:45,195	0:44,711
Lap 15	0:43,860	0:43,934	0:44,451	0:44,067	0:44,061	0:44,885	0:43,822	0:44,724	0:44,484	0:45,067	0:44,213	0:44,975
Lap 16	0:43,708	0:43,694	0:43,821	0:43,880	0:44,346	0:43,710	0:45,429	0:45,612	0:44,269	0:44,179	0:44,044	0:44,632
Lap 17	0:43,775	0:43,355	0:43,789	0:43,781	0:44,114	0:43,554	0:43,898	0:44,111	0:44,182	0:43,922	0:45,307	0:44,742
Lap 18	0:43,727	0:43,727	0:43,831	0:44,716	0:43,945	0:43,858	0:43,534	0:44,222	0:43,918	0:44,856	0:43,984	0:44,749
Lap 19	0:43,711	0:43,709	0:44,010	0:43,689	0:43,909	0:43,588	0:43,807	0:44,220	0:44,006	0:43,928	0:43,699	0:44,831
Lap 20	0:43,557	0:43,490	0:43,779	0:43,628	0:43,987	0:43,547	0:43,728	0:43,950	0:43,933	0:43,706	0:43,885	0:44,618
Lap 21	0:43,483	0:43,447	0:44,177	0:43,805	0:44,298	0:43,934	0:44,095	0:44,175	0:44,033	0:43,718	0:43,973	0:44,709
Lap 22	0:43,516	0:43,605	0:43,992	0:43,912	0:44,218	0:44,153	0:44,457	0:44,044	0:44,079	0:43,904	0:44,277	0:44,691

1st round
07-09/08



DMSB
ADAC-KARTRENNEN KERPEN

DEUTSCHE KART-MEISTERSCHAFT 2020

DMSB-Reg.No.K-11 365/20

R 19 DSKC (KZ2) Finale

Fahrername Driver Lap 23	Julius-Bernhart Jannik 0:43,909	Reiböck Lukas 0:43,802	Preibisch Marius 0:44,254	Huetting Brio 0:44,065	Fikse Jeffrey 0:44,132	Himmels Yannik 0:44,095	Stumpf Stephen 0:44,051	Steen Bas 0:44,336	Krogh Gustav 0:44,171	Fredriksson Lucas 0:43,955	Feller Silas	Jonsson Lukas 0:44,953
--------------------------------	---------------------------------------	------------------------------	---------------------------------	------------------------------	------------------------------	-------------------------------	-------------------------------	--------------------------	-----------------------------	----------------------------------	-----------------	------------------------------

1st round
07-09/08

DKM

DMSB
ADAC-KARTRENNEN KERPEN

DEUTSCHE KART-MEISTERSCHAFT 2020

DMSB-Reg.No.K-11 365/20

R 19 DSKC (KZ2) Finale

Fahrername Driver	Beyerlein Patrick	Dresen Andreas	Voegeding Paul
schnellste Runde in Runde	0:43,783 Rn. 12		0:48,691 Rn. 1
Speed	91,0 km/h		81,8 km/h
Lap 1	<u>0:48,807</u>		<u>0:48,691</u>
Lap 2	0:46,584		
Lap 3	0:46,429		
Lap 4	0:45,203		
Lap 5	0:44,383		
Lap 6	0:44,377		
Lap 7	0:43,981		
Lap 8	0:44,049		
Lap 9	0:43,993		
Lap 10	0:45,130		
Lap 11	0:44,417		
Lap 12	<u>0:43,783</u>		
Lap 13	0:43,805		
Lap 14	0:44,646		
Lap 15	0:45,555		
Lap 16	0:46,972		
Lap 17	0:45,617		
Lap 18	0:46,801		
Lap 19	0:46,342		
Lap 20	0:46,770		
Lap 21	0:47,080		
Lap 22	0:45,805		



1st round
07-09/08

DMSB
ADAC KARTRENNEN KERPEN

DEUTSCHE KART-MEISTERSCHAFT 2020

DMSB-Reg.No.K-11 365/20

R 19 DSKC (KZ2) Finale

Fahrername Driver Lap 23	Beyerlein Patrick 0:47,476	Dresen Andreas	Voegeding Paul
--------------------------------	----------------------------------	-------------------	-------------------

1st Round
07-08/08



DMSB
ADAC-KARTRENNEN KERPEN

DEUTSCHE KART-MEISTERSCHAFT 2020

DMSB-Reg.No.K-11365/20

R 19 DSKG (K22) Finale

Ziel		Sektion 1		Sektion 2		Sektion 3	
Fahrername	Zeit	Fahrername	Zeit	Fahrername	Zeit	Fahrername	Zeit
1 313 Tröger,Tim	0:43,134	329 Reiböck,Lukas	0:12,496	313 Tröger,Tim	0:19,071	333 Feller,Silas	0:10,444
2 330 Ried,Jonas	0:43,137	330 Ried,Jonas	0:12,510	319 Primm,Simon Connor	0:19,106	330 Ried,Jonas	0:11,390
3 351 Smeets,Jesse	0:43,252	351 Smeets,Jesse	0:12,514	340 Lukaschewsky,Karl	0:19,118	313 Tröger,Tim	0:11,454
4 309 Greif,Toni	0:43,275	313 Tröger,Tim	0:12,526	309 Greif,Toni	0:19,150	325 Karlshøj,Lasse	0:11,475
5 334 Doorn,Coen	0:43,279	340 Lukaschewsky,Karl	0:12,528	324 Jaromin,David	0:19,154	329 Reiböck,Lukas	0:11,476
6 340 Lukaschewsky,Karl	0:43,302	328 Julius-Bernhart,Jannik	0:12,528	306 Himmels,Yannik	0:19,167	324 Jaromin,David	0:11,509
7 319 Primm,Simon Connor	0:43,317	334 Doorn,Coen	0:12,529	320 Müller,Julian	0:19,175	351 Smeets,Jesse	0:11,522
8 325 Karlshøj,Lasse	0:43,318	306 Himmels,Yannik	0:12,530	330 Ried,Jonas	0:19,194	334 Doorn,Coen	0:11,527
9 324 Jaromin,David	0:43,329	325 Karlshøj,Lasse	0:12,533	334 Doorn,Coen	0:19,212	309 Greif,Toni	0:11,530
10 329 Reiböck,Lukas	0:43,355	316 Huetting,Brio	0:12,547	351 Smeets,Jesse	0:19,216	319 Primm,Simon Connor	0:11,542
11 320 Müller,Julian	0:43,363	324 Jaromin,David	0:12,554	325 Karlshøj,Lasse	0:19,235	306 Himmels,Yannik	0:11,562
12 306 Himmels,Yannik	0:43,414	319 Primm,Simon Connor	0:12,559	329 Reiböck,Lukas	0:19,251	341 Vladic,Lukas	0:11,572
13 328 Julius-Bernhart,Jannik	0:43,483	309 Greif,Toni	0:12,577	328 Julius-Bernhart,Jannik	0:19,292	340 Lukaschewsky,Karl	0:11,574
14 312 Stumpf,Stephen	0:43,534	335 Beyerlein,Patrick	0:12,594	312 Stumpf,Stephen	0:19,293	312 Stumpf,Stephen	0:11,574
15 316 Huetting,Brio	0:43,628	320 Müller,Julian	0:12,599	341 Vladic,Lukas	0:19,294	310 Fredriksson,Lucas	0:11,583
16 341 Vladic,Lukas	0:43,631	341 Vladic,Lukas	0:12,604	311 Preibisch,Marius	0:19,312	320 Müller,Julian	0:11,587
17 311 Preibisch,Marius	0:43,664	333 Feller,Silas	0:12,612	316 Huetting,Brio	0:19,341	328 Julius-Bernhart,Jannik	0:11,587
18 339 Walter,Luca	0:43,697	339 Walter,Luca	0:12,616	339 Walter,Luca	0:19,370	316 Huetting,Brio	0:11,606
19 333 Feller,Silas	0:43,699	312 Stumpf,Stephen	0:12,625	310 Fredriksson,Lucas	0:19,386	339 Walter,Luca	0:11,628
20 310 Fredriksson,Lucas	0:43,706	310 Fredriksson,Lucas	0:12,650	335 Beyerlein,Patrick	0:19,392	354 Krogh,Gustav	0:11,635
21 353 Fikse,Jeffrey	0:43,769	354 Krogh,Gustav	0:12,659	350 Steen,Bas	0:19,396	353 Fikse,Jeffrey	0:11,642
22 335 Beyerlein,Patrick	0:43,783	353 Fikse,Jeffrey	0:12,661	353 Fikse,Jeffrey	0:19,399	311 Preibisch,Marius	0:11,643
23 354 Krogh,Gustav	0:43,852	311 Preibisch,Marius	0:12,678	333 Feller,Silas	0:19,422	350 Steen,Bas	0:11,676
24 350 Steen,Bas	0:43,903	350 Steen,Bas	0:12,704	354 Krogh,Gustav	0:19,472	335 Beyerlein,Patrick	0:11,730
25 327 Jonsson,Lukas	0:44,499	327 Jonsson,Lukas	0:12,778	327 Jonsson,Lukas	0:19,763	327 Jonsson,Lukas	0:11,814
26 308 Voegeding,Paul	0:48,691	308 Voegeding,Paul	0:14,441	308 Voegeding,Paul	0:21,104	308 Voegeding,Paul	0:12,800
27 332 Dresen,Andreas		332 Dresen,Andreas		332 Dresen,Andreas		332 Dresen,Andreas	

R 19 DSKG (KZ2) Finale

Die schnellsten Zeiten

Ort	Nr. Fahrername	Zeit	Streckenkil.	Ø Speed
Ziel	313 Träger, Tim	0:43,134	1107 m	92,4 km/h
Sektion 1	329 Reiböck, Lukas	0:12,496	329 m	94,8 km/h
Sektion 2	313 Träger, Tim	0:19,071	475 m	89,7 km/h
Sektion 3	333 Feller, Silas	0:10,444	303 m	104,4 km/h

	Snr.320 Müller, Julian DEU		Snr.330 Ried, Jonas DEU		Snr.340 Lukaszewsky, Karl DEU		Snr.334 Doorn, Coen NLD		Snr.351 Smeets, Jesse NLD											
	theoretisch mögliche Bestzeit	Ziel	theoretisch mögliche Bestzeit	Ziel	theoretisch mögliche Bestzeit	Ziel	theoretisch mögliche Bestzeit	Ziel	theoretisch mögliche Bestzeit	Ziel										
best	0:43,363	0:12,599	0:19,175	0:11,587	0:43,137	0:12,510	0:19,194	0:11,390	0:43,302	0:12,528	0:19,118	0:11,574	0:43,279	0:12,529	0:19,212	0:11,527	0:43,252	0:12,514	0:19,216	0:11,522
Runde 1	0:48,099	0:15,250	0:20,534	0:12,315	0:49,377	0:15,717	0:20,947	0:12,713	0:48,202	0:14,946	0:20,811	0:12,445	0:48,786	0:15,515	0:20,750	0:12,521	0:48,262	0:14,841	0:20,828	0:12,593
Runde 2	0:45,301	0:13,338	0:19,890	0:12,073	0:45,829	0:13,498	0:20,494	0:11,837	0:45,112	0:13,218	0:19,782	0:12,112	0:45,035	0:13,140	0:19,907	0:11,988	0:45,198	0:13,303	0:20,043	0:11,852
Runde 3	0:44,678	0:13,027	0:19,680	0:11,971	0:44,046	0:12,752	0:19,621	0:11,673	0:44,348	0:12,810	0:19,614	0:11,924	0:44,312	0:12,794	0:19,571	0:11,947	0:43,983	0:12,744	0:19,536	0:11,703
Runde 4	0:44,220	0:12,840	0:19,566	0:11,814	0:44,200	0:12,709	0:19,678	0:11,813	0:44,436	0:12,948	0:19,570	0:11,918	0:44,578	0:13,087	0:19,677	0:11,814	0:44,481	0:12,896	0:19,741	0:11,844
Runde 5	0:43,991	0:12,820	0:19,448	0:11,723	0:44,203	0:13,137	0:19,475	0:11,591	0:43,996	0:12,884	0:19,400	0:11,712	0:44,026	0:12,875	0:19,467	0:11,684	0:44,040	0:12,957	0:19,330	0:11,753
Runde 6	0:43,772	0:12,770	0:19,384	0:11,618	0:43,809	0:12,915	0:19,388	0:11,506	0:43,794	0:12,830	0:19,262	0:11,702	0:43,805	0:12,808	0:19,382	0:11,615	0:44,388	0:13,355	0:19,390	0:11,643
Runde 7	0:43,666	0:12,721	0:19,320	0:11,625	0:43,649	0:12,812	0:19,344	0:11,493	0:43,959	0:12,973	0:19,393	0:11,593	0:43,946	0:12,797	0:19,563	0:11,586	0:43,657	0:12,707	0:19,307	0:11,643
Runde 8	0:43,564	0:12,697	0:19,250	0:11,617	0:43,805	0:12,777	0:19,455	0:11,573	0:43,966	0:13,148	0:19,233	0:11,585	0:43,851	0:12,882	0:19,363	0:11,606	0:43,726	0:12,645	0:19,398	0:11,683
Runde 9	0:43,430	0:12,635	0:19,203	0:11,592	0:43,505	0:12,785	0:19,276	0:11,444	0:43,532	0:12,596	0:19,199	0:11,737	0:43,532	0:12,780	0:19,212	0:11,540	0:43,592	0:12,817	0:19,233	0:11,542
Runde 10	0:43,415	0:12,606	0:19,204	0:11,605	0:44,161	0:12,754	0:19,657	0:11,750	0:43,548	0:12,734	0:19,240	0:11,574	0:44,155	0:12,732	0:19,642	0:11,781	0:44,089	0:12,626	0:19,792	0:11,671
Runde 11	0:43,455	0:12,626	0:19,228	0:11,601	0:43,542	0:12,939	0:19,213	0:11,390	0:43,431	0:12,610	0:19,218	0:11,603	0:43,279	0:12,529	0:19,220	0:11,530	0:44,455	0:13,082	0:19,465	0:11,908
Runde 12	0:43,462	0:12,645	0:19,230	0:11,587	0:43,137	0:12,536	0:19,194	0:11,407	0:43,727	0:12,924	0:19,176	0:11,627	0:43,339	0:12,557	0:19,248	0:11,534	0:43,877	0:12,683	0:19,302	0:11,892
Runde 13	0:43,363	0:12,599	0:19,175	0:11,589	0:43,433	0:12,754	0:19,235	0:11,444	0:43,646	0:12,925	0:19,118	0:11,603	0:43,522	0:12,776	0:19,219	0:11,527	0:43,252	0:12,514	0:19,216	0:11,522
Runde 14	0:43,480	0:12,656	0:19,207	0:11,617	0:43,161	0:12,510	0:19,219	0:11,432	0:43,302	0:12,553	0:19,145	0:11,604	0:43,623	0:12,884	0:19,258	0:11,531	0:43,382	0:12,553	0:19,250	0:11,579
Runde 15	0:43,686	0:12,659	0:19,334	0:11,693	0:43,548	0:12,648	0:19,289	0:11,611	0:43,594	0:12,703	0:19,269	0:11,622	0:43,477	0:12,625	0:19,290	0:11,562	0:43,574	0:12,636	0:19,334	0:11,604
Runde 16	0:43,656	0:12,754	0:19,247	0:11,655	0:43,674	0:12,805	0:19,386	0:11,483	0:44,053	0:13,089	0:19,335	0:11,629	0:43,976	0:12,802	0:19,479	0:11,695	0:43,443	0:12,538	0:19,286	0:11,619
Runde 17	0:43,940	0:12,789	0:19,451	0:11,700	0:43,296	0:12,549	0:19,286	0:11,461	0:43,404	0:12,549	0:19,263	0:11,592	0:43,483	0:12,581	0:19,282	0:11,620	0:43,436	0:12,547	0:19,302	0:11,587
Runde 18	0:43,910	0:12,696	0:19,385	0:11,829	0:43,368	0:12,532	0:19,341	0:11,495	0:43,521	0:12,528	0:19,347	0:11,646	0:43,604	0:12,664	0:19,331	0:11,609	0:43,490	0:12,611	0:19,305	0:11,574
Runde 19	0:44,035	0:12,824	0:19,386	0:11,825	0:43,540	0:12,665	0:19,307	0:11,568	0:43,491	0:12,578	0:19,261	0:11,652	0:43,601	0:12,682	0:19,280	0:11,639	0:43,384	0:12,543	0:19,226	0:11,615
Runde 20	0:44,056	0:12,980	0:19,385	0:11,691	0:44,225	0:13,382	0:19,207	0:11,636	0:44,021	0:13,119	0:19,292	0:11,610	0:43,702	0:12,714	0:19,393	0:11,595	0:43,610	0:12,642	0:19,352	0:11,616
Runde 21	0:43,665	0:12,669	0:19,338	0:11,658	0:43,780	0:12,843	0:19,372	0:11,565	0:43,968	0:12,980	0:19,324	0:11,664	0:43,933	0:12,825	0:19,427	0:11,681	0:43,961	0:13,005	0:19,324	0:11,632
Runde 22	0:43,830	0:12,716	0:19,377	0:11,737	0:43,550	0:12,842	0:19,266	0:11,442	0:43,782	0:12,764	0:19,347	0:11,671	0:44,045	0:12,831	0:19,428	0:11,786	0:43,701	0:12,688	0:19,356	0:11,657
Runde 23	0:44,067	0:12,744	0:19,497	0:11,826	0:43,895	0:12,804	0:19,424	0:11,667	0:43,801	0:12,749	0:19,348	0:11,704	0:44,079	0:12,825	0:19,572	0:11,682	0:43,948	0:12,656	0:19,713	0:11,579

R 19 DSKG (KZ2) Finale

Die schnellsten Zeiten

Ort	Nr. Fahrername	Zeit	Streckenl.	Ø Speed
Ziel	313 Tröger, Tim	0:43,134	1107 m	92,4 km/h
Sektion 1	329 Reiböck, Lukas	0:12,496	329 m	94,8 km/h
Sektion 2	313 Tröger, Tim	0:19,071	475 m	89,7 km/h
Sektion 3	333 Feller, Silas	0:10,444	303 m	104,4 km/h

	Snr.313 Tröger, Tim DEU Mach1 Motorsport			Snr.325 Karlshøj, Lasse DNK LE Racing			Snr.309 Greif, Toni DEU Solgar Motorsport			Snr.319 Primm, Simon Connor DEU Valier Motorsport			Snr.324 Jaromin, David DEU AP-Racing		
	theoretisch mögliche Bestzeit	Ziel	Sektion	theoretisch mögliche Bestzeit	Ziel	Sektion	theoretisch mögliche Bestzeit	Ziel	Sektion	theoretisch mögliche Bestzeit	Ziel	Sektion	theoretisch mögliche Bestzeit	Ziel	Sektion
best	0:43,134	0:12,526	0:19,071	0:43,318	0:12,533	0:19,235	0:43,275	0:12,577	0:19,150	0:43,317	0:12,559	0:19,106	0:43,329	0:12,554	0:19,154
Runde 1	0:48,780	0:15,456	0:20,792	0:48,252	0:14,766	0:20,798	0:48,418	0:14,977	0:20,784	0:48,786	0:16,083	0:20,373	0:48,888	0:15,669	0:20,793
Runde 2	0:45,526	0:13,415	0:20,189	0:45,472	0:13,396	0:19,874	0:44,940	0:13,232	0:19,781	0:45,269	0:13,373	0:19,879	0:45,183	0:13,081	0:20,091
Runde 3	0:46,008	0:12,887	0:21,411	0:44,246	0:12,953	0:19,564	0:44,237	0:13,010	0:19,442	0:44,591	0:12,914	0:19,751	0:44,382	0:12,761	0:19,698
Runde 4	0:44,530	0:12,914	0:19,783	0:43,695	0:12,679	0:19,389	0:44,255	0:12,814	0:19,504	0:44,303	0:12,847	0:19,683	0:44,424	0:12,882	0:19,682
Runde 5	0:43,487	0:12,594	0:19,315	0:43,649	0:12,665	0:19,347	0:44,068	0:12,886	0:19,395	0:43,987	0:12,758	0:19,465	0:43,993	0:12,923	0:19,379
Runde 6	0:43,957	0:12,975	0:19,317	0:43,991	0:12,897	0:19,499	0:43,724	0:12,859	0:19,217	0:43,859	0:12,699	0:19,372	0:43,769	0:12,796	0:19,315
Runde 7	0:43,877	0:13,157	0:19,193	0:43,710	0:12,778	0:19,333	0:43,962	0:12,913	0:19,442	0:43,606	0:12,683	0:19,275	0:43,353	0:12,554	0:19,188
Runde 8	0:43,134	0:12,526	0:19,111	0:43,707	0:12,652	0:19,360	0:43,471	0:12,587	0:19,289	0:43,536	0:12,636	0:19,259	0:43,558	0:12,607	0:19,299
Runde 9	0:43,320	0:12,576	0:19,207	0:43,754	0:12,863	0:19,416	0:43,699	0:12,681	0:19,288	0:43,417	0:12,611	0:19,235	0:43,370	0:12,593	0:19,265
Runde 10	0:43,245	0:12,541	0:19,144	0:44,253	0:12,533	0:19,727	0:43,566	0:12,632	0:19,305	0:43,317	0:12,559	0:19,192	0:43,470	0:12,666	0:19,227
Runde 11	0:43,192	0:12,578	0:19,124	0:44,342	0:12,839	0:19,654	0:43,789	0:12,910	0:19,290	0:43,453	0:12,653	0:19,202	0:43,428	0:12,602	0:19,223
Runde 12	0:44,189	0:12,572	0:19,216	0:44,379	0:12,658	0:19,323	0:43,636	0:12,857	0:19,201	0:43,444	0:12,713	0:19,126	0:43,329	0:12,571	0:19,237
Runde 13	0:43,691	0:12,699	0:19,405	0:43,993	0:12,925	0:19,534	0:43,358	0:12,628	0:19,200	0:43,399	0:12,751	0:19,106	0:43,428	0:12,765	0:19,154
Runde 14	0:43,348	0:12,666	0:19,140	0:43,739	0:12,771	0:19,404	0:43,275	0:12,577	0:19,150	0:43,496	0:12,601	0:19,310	0:43,466	0:12,561	0:19,277
Runde 15	0:43,355	0:12,646	0:19,204	0:43,431	0:12,571	0:19,318	0:43,438	0:12,627	0:19,229	0:43,616	0:12,620	0:19,229	0:43,674	0:12,595	0:19,319
Runde 16	0:43,138	0:12,575	0:19,109	0:43,318	0:12,587	0:19,235	0:43,473	0:12,638	0:19,221	0:43,711	0:12,801	0:19,287	0:43,978	0:12,789	0:19,483
Runde 17	0:43,330	0:12,580	0:19,239	0:43,477	0:12,567	0:19,383	0:43,606	0:12,597	0:19,343	0:43,866	0:12,677	0:19,410	0:43,920	0:12,696	0:19,559
Runde 18	0:43,365	0:12,625	0:19,185	0:43,553	0:12,600	0:19,289	0:43,500	0:12,603	0:19,274	0:43,968	0:12,799	0:19,472	0:43,838	0:12,705	0:19,375
Runde 19	0:43,194	0:12,654	0:19,071	0:43,668	0:12,687	0:19,443	0:43,723	0:12,790	0:19,281	0:43,937	0:12,813	0:19,327	0:43,931	0:12,980	0:19,262
Runde 20	0:43,342	0:12,623	0:19,191	0:43,632	0:12,646	0:19,444	0:43,795	0:12,845	0:19,310	0:44,198	0:12,923	0:19,590	0:44,283	0:13,384	0:19,293
Runde 21	0:43,373	0:12,618	0:19,206	0:43,603	0:12,636	0:19,442	0:43,752	0:12,832	0:19,380	0:43,712	0:12,701	0:19,375	0:43,791	0:12,833	0:19,328
Runde 22	0:43,879	0:12,624	0:19,639	0:43,502	0:12,583	0:19,375	0:43,728	0:12,737	0:19,321	0:43,815	0:12,743	0:19,381	0:44,660	0:13,526	0:19,467
Runde 23	0:45,341	0:13,155	0:19,825	0:43,691	0:12,612	0:19,423	0:43,738	0:12,760	0:19,301	0:44,237	0:13,081	0:19,374	0:44,009	0:12,786	0:19,610

R 19 DSKG (KZ2) Finale

Die schnellsten Zeiten

Ort	Nr. Fahrername	Zeit	Streckenl.	ø Speed
Ziel	313 Träger, Tim	0:43,134	1107 m	92,4 km/h
Sektion 1	329 Reiböck, Lukas	0:12,496	329 m	94,8 km/h
Sektion 2	313 Träger, Tim	0:19,071	475 m	89,7 km/h
Sektion 3	333 Feller, Silas	0:10,444	303 m	104,4 km/h

	Snr.339 Walter, Luca DEU Luca Walter				Snr.341 Vlodic, Lukas DEU SRP Racing Team				Snr.328 Julius-Bernhart, Jannik DEU SRP Racing Team				Snr.329 Reiböck, Lukas AUT BIREL ART RACING KSW				Snr.311 Preibisch, Maurius DEU Bamberger Karttracing			
	theoretisch mögliche Bestzeit	Ziel	Sektion 1	Sektion 2	Sektion 3	theoretisch mögliche Bestzeit	Ziel	Sektion 1	Sektion 2	Sektion 3	theoretisch mögliche Bestzeit	Ziel	Sektion 1	Sektion 2	Sektion 3	theoretisch mögliche Bestzeit	Ziel	Sektion 1	Sektion 2	Sektion 3
best	0:43,697	0:12,616	0:19,370	0:11,628	0:43,631	0:12,604	0:19,294	0:11,572	0:43,483	0:12,528	0:19,292	0:11,587	0:43,355	0:12,496	0:19,251	0:11,476	0:43,664	0:12,678	0:19,312	0:11,643
Runde 1	0:47,954	0:14,990	0:20,606	0:12,358	0:49,061	0:15,493	0:21,075	0:12,493	0:48,718	0:15,421	0:20,796	0:12,501	0:50,359	0:16,315	0:21,276	0:12,768	0:48,818	0:15,506	0:20,851	0:12,461
Runde 2	0:45,195	0:13,234	0:19,911	0:12,050	0:46,247	0:13,827	0:19,963	0:12,457	0:46,755	0:13,998	0:20,664	0:12,093	0:45,935	0:13,054	0:20,399	0:12,482	0:46,568	0:13,342	0:20,394	0:12,832
Runde 3	0:44,559	0:12,883	0:19,743	0:11,933	0:44,666	0:13,276	0:19,625	0:11,765	0:45,901	0:12,836	0:20,980	0:12,085	0:46,021	0:13,268	0:20,602	0:12,151	0:44,996	0:13,254	0:19,812	0:11,930
Runde 4	0:44,398	0:12,974	0:19,648	0:11,776	0:43,849	0:12,728	0:19,430	0:11,691	0:44,252	0:12,776	0:19,660	0:11,816	0:44,891	0:13,118	0:19,843	0:11,930	0:44,371	0:12,916	0:19,618	0:11,837
Runde 5	0:44,031	0:12,740	0:19,535	0:11,756	0:43,809	0:12,717	0:19,377	0:11,715	0:44,082	0:12,770	0:19,450	0:11,862	0:44,058	0:12,674	0:19,575	0:11,809	0:44,162	0:12,806	0:19,575	0:11,781
Runde 6	0:43,803	0:12,716	0:19,382	0:11,705	0:43,662	0:12,685	0:19,361	0:11,616	0:43,820	0:12,664	0:19,411	0:11,745	0:44,399	0:12,996	0:19,562	0:11,841	0:43,999	0:12,789	0:19,448	0:11,762
Runde 7	0:44,070	0:12,982	0:19,370	0:11,668	0:43,631	0:12,643	0:19,390	0:11,598	0:44,296	0:12,966	0:19,620	0:11,710	0:44,309	0:12,880	0:19,640	0:11,789	0:43,846	0:12,725	0:19,456	0:11,665
Runde 8	0:43,697	0:12,616	0:19,420	0:11,661	0:43,643	0:12,691	0:19,321	0:11,631	0:43,974	0:12,929	0:19,392	0:11,653	0:43,947	0:12,750	0:19,497	0:11,700	0:43,785	0:12,741	0:19,397	0:11,647
Runde 9	0:43,725	0:12,695	0:19,391	0:11,639	0:43,830	0:12,823	0:19,367	0:11,640	0:44,394	0:12,965	0:19,677	0:11,752	0:43,426	0:12,542	0:19,340	0:11,544	0:43,791	0:12,747	0:19,393	0:11,651
Runde 10	0:44,626	0:13,271	0:19,658	0:11,697	0:43,927	0:12,604	0:19,451	0:11,872	0:44,729	0:13,306	0:19,702	0:11,721	0:44,278	0:12,646	0:19,452	0:12,180	0:43,987	0:12,943	0:19,329	0:11,715
Runde 11	0:44,739	0:13,508	0:19,519	0:11,712	0:44,273	0:12,744	0:19,631	0:11,898	0:44,463	0:13,194	0:19,481	0:11,788	0:43,898	0:12,840	0:19,380	0:11,678	0:43,664	0:12,678	0:19,333	0:11,653
Runde 12	0:44,790	0:12,811	0:19,389	0:12,590	0:44,127	0:12,643	0:19,294	0:12,190	0:43,913	0:12,715	0:19,508	0:11,690	0:43,778	0:12,654	0:19,506	0:11,618	0:43,944	0:12,764	0:19,433	0:11,747
Runde 13	0:43,723	0:12,696	0:19,399	0:11,628	0:43,996	0:13,113	0:19,311	0:11,572	0:43,894	0:12,718	0:19,373	0:11,803	0:43,945	0:12,839	0:19,369	0:11,737	0:43,755	0:12,721	0:19,312	0:11,722
Runde 14	0:44,518	0:13,207	0:19,668	0:11,643	0:44,631	0:13,346	0:19,536	0:11,749	0:43,784	0:12,662	0:19,353	0:11,769	0:44,697	0:13,202	0:19,532	0:11,963	0:43,940	0:12,802	0:19,412	0:11,726
Runde 15	0:44,122	0:13,003	0:19,439	0:11,680	0:44,562	0:13,352	0:19,542	0:11,668	0:43,860	0:12,713	0:19,397	0:11,750	0:43,934	0:12,828	0:19,357	0:11,749	0:44,451	0:13,121	0:19,454	0:11,876
Runde 16	0:43,810	0:12,764	0:19,371	0:11,675	0:43,729	0:12,806	0:19,340	0:11,583	0:43,708	0:12,654	0:19,332	0:11,722	0:43,694	0:12,794	0:19,329	0:11,571	0:43,821	0:12,787	0:19,391	0:11,643
Runde 17	0:43,874	0:12,702	0:19,476	0:11,696	0:43,751	0:12,691	0:19,334	0:11,726	0:43,775	0:12,669	0:19,406	0:11,700	0:43,355	0:12,516	0:19,267	0:11,572	0:43,789	0:12,697	0:19,361	0:11,731
Runde 18	0:43,970	0:12,795	0:19,476	0:11,699	0:44,000	0:12,786	0:19,554	0:11,660	0:43,727	0:12,683	0:19,350	0:11,694	0:43,727	0:12,687	0:19,424	0:11,616	0:43,831	0:12,696	0:19,386	0:11,749
Runde 19	0:43,986	0:12,739	0:19,549	0:11,698	0:43,861	0:12,834	0:19,392	0:11,635	0:43,711	0:12,641	0:19,448	0:11,622	0:43,709	0:12,722	0:19,365	0:11,622	0:44,010	0:12,876	0:19,366	0:11,768
Runde 20	0:43,913	0:12,746	0:19,465	0:11,702	0:43,846	0:12,731	0:19,487	0:11,628	0:43,557	0:12,614	0:19,302	0:11,641	0:43,490	0:12,652	0:19,362	0:11,476	0:43,779	0:12,724	0:19,314	0:11,741
Runde 21	0:44,056	0:12,774	0:19,530	0:11,752	0:43,897	0:12,699	0:19,383	0:11,815	0:43,483	0:12,568	0:19,328	0:11,587	0:43,447	0:12,496	0:19,251	0:11,700	0:44,177	0:12,792	0:19,589	0:11,796
Runde 22	0:43,996	0:12,802	0:19,451	0:11,743	0:44,048	0:12,935	0:19,450	0:11,663	0:43,516	0:12,528	0:19,292	0:11,696	0:43,605	0:12,609	0:19,377	0:11,619	0:43,992	0:12,768	0:19,518	0:11,706
Runde 23	0:44,227	0:12,880	0:19,557	0:11,790	0:44,531	0:13,267	0:19,578	0:11,686	0:43,909	0:12,599	0:19,435	0:11,875	0:43,802	0:12,614	0:19,550	0:11,638	0:44,254	0:12,806	0:19,646	0:11,802

R 19 DSKG (KZ2) Finale

Die schnellsten Zeiten

Ort	Nr. Fahrername	Zeit	Streckenl.	Ø Speed
Ziel	313 Träger, Tim	0:43,134	1107 m	92,4 km/h
Sektion 1	329 Reiböck, Lukas	0:12,496	329 m	94,8 km/h
Sektion 2	313 Träger, Tim	0:19,071	475 m	89,7 km/h
Sektion 3	333 Feller, Silas	0:10,444	303 m	104,4 km/h

	Strm.316 Hueing,Brio NLD SRP Racing Team				Strm.353 Fikse,Jeffrey NLD Jeffrey Fikse				Strm.306 Himmels,Yannik DEU SRP Racing Team				Strm.312 Sturmpl,Stephen DEU Solgart Motorsport				Strm.350 Steen,Bas NLD Bas Steen							
	theoretisch mögliche Bestzeit	Ziel	Sektion 1	Sektion 2	Sektion 3	theoretisch mögliche Bestzeit	Ziel	Sektion 1	Sektion 2	Sektion 3	theoretisch mögliche Bestzeit	Ziel	Sektion 1	Sektion 2	Sektion 3	theoretisch mögliche Bestzeit	Ziel	Sektion 1	Sektion 2	Sektion 3				
best	0:43,628	0:12,547	0:19,341	0:11,606	0:11,606	0:43,769	0:12,661	0:19,399	0:11,642	0:11,642	0:43,414	0:12,530	0:19,167	0:11,562	0:11,562	0:43,534	0:12,625	0:19,293	0:11,574	0:11,574	0:43,903	0:12,704	0:19,396	0:11,676
Runde 1	0:48,993	0:15,679	0:20,887	0:12,427	0:12,427	0:48,603	0:14,895	0:20,885	0:12,823	0:12,823	0:50,067	0:16,662	0:21,000	0:12,405	0:12,405	0:49,500	0:15,983	0:21,084	0:12,433	0:12,433	0:48,675	0:15,244	0:20,771	0:12,660
Runde 2	0:46,321	0:13,445	0:20,621	0:12,255	0:12,255	0:46,755	0:13,968	0:20,635	0:12,152	0:12,152	0:46,438	0:13,453	0:20,572	0:12,413	0:12,413	0:46,334	0:13,379	0:20,621	0:12,334	0:12,334	0:45,473	0:13,508	0:19,940	0:12,025
Runde 3	0:45,995	0:13,005	0:20,973	0:12,017	0:12,017	0:45,290	0:13,018	0:20,309	0:11,963	0:11,963	0:45,943	0:13,073	0:20,792	0:12,078	0:12,078	0:45,955	0:13,158	0:20,740	0:12,057	0:12,057	0:45,487	0:13,415	0:20,135	0:11,937
Runde 4	0:44,277	0:12,867	0:19,627	0:11,783	0:11,783	0:44,720	0:13,032	0:19,902	0:11,786	0:11,786	0:44,844	0:13,056	0:19,987	0:11,801	0:11,801	0:45,335	0:13,349	0:20,080	0:11,906	0:11,906	0:44,332	0:12,870	0:19,662	0:11,800
Runde 5	0:44,107	0:12,713	0:19,559	0:11,835	0:11,835	0:44,459	0:12,910	0:19,732	0:11,817	0:11,817	0:44,178	0:12,792	0:19,639	0:11,747	0:11,747	0:44,298	0:12,918	0:19,629	0:11,751	0:11,751	0:44,453	0:12,877	0:19,680	0:11,896
Runde 6	0:44,097	0:12,835	0:19,540	0:11,722	0:11,722	0:43,895	0:12,737	0:19,471	0:11,687	0:11,687	0:43,673	0:12,666	0:19,293	0:11,714	0:11,714	0:44,406	0:13,012	0:19,572	0:11,822	0:11,822	0:44,297	0:13,010	0:19,505	0:11,782
Runde 7	0:43,817	0:12,693	0:19,433	0:11,691	0:11,691	0:44,430	0:13,033	0:19,692	0:11,705	0:11,705	0:43,425	0:12,696	0:19,167	0:11,562	0:11,562	0:43,660	0:12,664	0:19,407	0:11,589	0:11,589	0:45,072	0:13,714	0:19,526	0:11,832
Runde 8	0:44,352	0:13,033	0:19,527	0:11,792	0:11,792	0:44,588	0:13,219	0:19,600	0:11,769	0:11,769	0:44,184	0:12,885	0:19,511	0:11,788	0:11,788	0:43,970	0:12,630	0:19,531	0:11,809	0:11,809	0:44,097	0:12,840	0:19,489	0:11,768
Runde 9	0:44,031	0:12,795	0:19,481	0:11,755	0:11,755	0:44,658	0:13,335	0:19,544	0:11,779	0:11,779	0:43,991	0:12,820	0:19,432	0:11,739	0:11,739	0:43,939	0:12,677	0:19,519	0:11,743	0:11,743	0:44,565	0:13,065	0:19,734	0:11,766
Runde 10	0:44,648	0:13,171	0:19,711	0:11,766	0:11,766	0:44,596	0:12,882	0:19,987	0:11,727	0:11,727	0:44,654	0:13,123	0:19,836	0:11,695	0:11,695	0:44,748	0:12,780	0:19,596	0:12,372	0:12,372	0:44,625	0:13,284	0:19,547	0:11,794
Runde 11	0:44,942	0:13,744	0:19,463	0:11,735	0:11,735	0:44,260	0:13,165	0:19,399	0:11,696	0:11,696	0:48,035	0:17,079	0:19,374	0:11,582	0:11,582	0:44,021	0:12,982	0:19,425	0:11,614	0:11,614	0:44,417	0:13,133	0:19,473	0:11,811
Runde 12	0:43,828	0:12,718	0:19,373	0:11,737	0:11,737	0:43,769	0:12,665	0:19,428	0:11,676	0:11,676	0:43,509	0:12,644	0:19,259	0:11,606	0:11,606	0:43,807	0:12,718	0:19,384	0:11,705	0:11,705	0:43,903	0:12,786	0:19,396	0:11,721
Runde 13	0:43,853	0:12,744	0:19,381	0:11,728	0:11,728	0:43,983	0:12,661	0:19,505	0:11,817	0:11,817	0:43,414	0:12,530	0:19,283	0:11,601	0:11,601	0:43,778	0:12,667	0:19,423	0:11,688	0:11,688	0:43,960	0:12,711	0:19,537	0:11,712
Runde 14	0:43,994	0:12,919	0:19,375	0:11,700	0:11,700	0:44,820	0:13,478	0:19,571	0:11,771	0:11,771	0:44,040	0:12,552	0:19,761	0:11,727	0:11,727	0:44,840	0:13,139	0:19,672	0:12,029	0:12,029	0:44,431	0:13,159	0:19,452	0:11,820
Runde 15	0:44,067	0:12,835	0:19,426	0:11,806	0:11,806	0:44,061	0:12,827	0:19,452	0:11,782	0:11,782	0:44,885	0:12,946	0:20,116	0:11,823	0:11,823	0:43,822	0:12,709	0:19,369	0:11,744	0:11,744	0:44,724	0:13,409	0:19,491	0:11,824
Runde 16	0:43,880	0:12,720	0:19,388	0:11,722	0:11,722	0:44,346	0:13,035	0:19,510	0:11,801	0:11,801	0:43,710	0:12,666	0:19,345	0:11,699	0:11,699	0:45,429	0:14,119	0:19,641	0:11,669	0:11,669	0:45,612	0:13,679	0:20,146	0:11,787
Runde 17	0:43,781	0:12,698	0:19,373	0:11,710	0:11,710	0:44,114	0:12,804	0:19,534	0:11,776	0:11,776	0:43,554	0:12,611	0:19,280	0:11,663	0:11,663	0:43,898	0:12,712	0:19,507	0:11,679	0:11,679	0:44,111	0:12,824	0:19,545	0:11,742
Runde 18	0:44,716	0:13,294	0:19,634	0:11,788	0:11,788	0:43,945	0:12,735	0:19,553	0:11,657	0:11,657	0:43,858	0:12,870	0:19,320	0:11,668	0:11,668	0:43,534	0:12,643	0:19,293	0:11,598	0:11,598	0:44,222	0:13,033	0:19,427	0:11,762
Runde 19	0:43,689	0:12,703	0:19,341	0:11,645	0:11,645	0:43,909	0:12,741	0:19,482	0:11,686	0:11,686	0:43,588	0:12,690	0:19,234	0:11,664	0:11,664	0:43,807	0:12,642	0:19,328	0:11,579	0:11,579	0:44,220	0:13,044	0:19,500	0:11,676
Runde 20	0:43,628	0:12,547	0:19,475	0:11,606	0:11,606	0:43,987	0:12,785	0:19,560	0:11,642	0:11,642	0:43,547	0:12,717	0:19,245	0:11,585	0:11,585	0:43,728	0:12,642	0:19,312	0:11,574	0:11,574	0:43,950	0:12,704	0:19,446	0:11,800
Runde 21	0:43,805	0:12,595	0:19,549	0:11,661	0:11,661	0:44,298	0:12,854	0:19,671	0:11,773	0:11,773	0:43,934	0:12,640	0:19,533	0:11,761	0:11,761	0:44,095	0:12,625	0:19,578	0:11,892	0:11,892	0:44,175	0:12,862	0:19,503	0:11,810
Runde 22	0:43,912	0:12,796	0:19,399	0:11,717	0:11,717	0:44,218	0:12,898	0:19,619	0:11,701	0:11,701	0:44,153	0:13,066	0:19,437	0:11,650	0:11,650	0:44,457	0:13,302	0:19,464	0:11,691	0:11,691	0:44,044	0:12,797	0:19,519	0:11,728
Runde 23	0:44,065	0:12,761	0:19,518	0:11,786	0:11,786	0:44,132	0:12,819	0:19,556	0:11,757	0:11,757	0:44,095	0:12,960	0:19,442	0:11,693	0:11,693	0:44,051	0:12,846	0:19,462	0:11,743	0:11,743	0:44,336	0:12,813	0:19,551	0:11,972

R 19 DSKG (KZ2) Finale

Die schnellsten Zeiten

Ort	Nr. Fahrername	Zeit	Streckenkil.	Ø Speed
Ziel	313 Träger, Tim	0:43,134	1107 m	92,4 km/h
Sektion 1	329 Reiböck, Lukas	0:12,496	329 m	94,8 km/h
Sektion 2	313 Träger, Tim	0:19,071	475 m	89,7 km/h
Sektion 3	333 Feller, Silas	0:10,444	303 m	104,4 km/h

	Snr.354 Krogh,Gustav DNK RS Competition				Snr.310 Fredriksson,Lucas SWE JP RACING				Snr.333 Feller,Silas DEU Millennium Racing Team				Snr.327 Jonsson,Lukas SWE JP RACING				Snr.335 Beyerlein,Patrick DEU BEYMO-Karttracing			
	theoretisch mögliche Bestzeit	Ziel	Sektion 1	Sektion 2	Sektion 3	theoretisch mögliche Bestzeit	Ziel	Sektion 1	Sektion 2	Sektion 3	theoretisch mögliche Bestzeit	Ziel	Sektion 1	Sektion 2	Sektion 3	theoretisch mögliche Bestzeit	Ziel	Sektion 1	Sektion 2	Sektion 3
best	0:43,852	0:12,659	0:19,472	0:11,635	0:43,706	0:12,650	0:19,386	0:11,583	0:43,699	0:12,612	0:19,422	0:10,444	0:44,499	0:12,778	0:19,763	0:11,814	0:43,783	0:12,594	0:19,392	0:11,730
Runde 1	0:49,773	0:16,503	0:20,708	0:12,562	0:50,131	0:16,360	0:21,385	0:12,386	0:45,967	0:13,239	33:48,250	33:15,522	0:50,020	0:16,471	0:21,314	0:12,235	0:48,807	0:15,327	0:20,880	0:12,600
Runde 2	0:46,673	0:13,660	0:20,588	0:12,425	0:46,283	0:13,201	0:20,521	0:12,561	0:45,988				0:46,408	0:13,319	0:20,603	0:12,486	0:46,584	0:13,940	0:20,350	0:12,294
Runde 3	0:45,965	0:13,092	0:20,742	0:12,131	0:45,988	0:13,157	0:20,710	0:12,121	0:45,308	0:13,140	0:20,582	0:11,586	0:46,054	0:13,206	0:20,777	0:12,071	0:46,429	0:13,392	0:20,875	0:12,162
Runde 4	0:45,043	0:13,205	0:19,910	0:11,928	0:46,019	0:13,141	0:20,985	0:11,893	0:44,695	0:13,030	0:19,945	0:11,720	0:45,661	0:13,039	0:20,020	0:12,602	0:45,203	0:13,432	0:19,727	0:12,044
Runde 5	0:44,554	0:13,095	0:19,658	0:11,801	0:44,657	0:12,834	0:20,009	0:11,814	0:44,196	0:12,928	0:19,957	0:11,311	0:44,833	0:13,070	0:19,876	0:11,887	0:44,383	0:12,837	0:19,665	0:11,881
Runde 6	0:44,470	0:13,058	0:19,548	0:11,864	0:44,723	0:13,285	0:19,643	0:11,795	0:44,070	0:12,732	0:19,703	0:11,635	0:44,925	0:13,242	0:19,786	0:11,897	0:44,377	0:12,981	0:19,566	0:11,830
Runde 7	0:44,448	0:13,050	0:19,641	0:11,757	0:44,162	0:12,813	0:19,627	0:11,722	0:44,041	0:12,669	0:19,646	0:11,726	0:44,899	0:13,209	0:19,802	0:11,888	0:43,981	0:12,628	0:19,476	0:11,877
Runde 8	0:43,961	0:12,717	0:19,494	0:11,750	0:43,756	0:12,688	0:19,485	0:11,583	0:43,918	0:12,869	0:19,530	0:11,519	0:44,499	0:12,823	0:19,862	0:11,814	0:44,049	0:12,693	0:19,494	0:11,862
Runde 9	0:44,511	0:13,082	0:19,635	0:11,794	0:43,770	0:12,670	0:19,476	0:11,624	0:43,859	0:12,733	0:19,502	0:11,624	0:44,522	0:12,778	0:19,801	0:11,943	0:43,993	0:12,639	0:19,516	0:11,838
Runde 10	0:44,051	0:12,701	0:19,529	0:11,821	0:44,028	0:12,693	0:19,508	0:11,827	0:44,203	0:12,687	0:19,465	0:12,051	0:44,674	0:12,911	0:19,816	0:11,947	0:45,130	0:13,236	0:19,564	0:12,330
Runde 11	0:44,345	0:13,010	0:19,540	0:11,795	0:43,980	0:12,743	0:19,561	0:11,676	0:43,779	0:12,839	0:19,605	0:11,335	0:44,606	0:12,969	0:19,763	0:11,874	0:44,417	0:13,146	0:19,507	0:11,764
Runde 12	0:43,852	0:12,659	0:19,479	0:11,714	0:43,858	0:12,720	0:19,464	0:11,674	0:43,900	0:12,623	0:19,487	0:11,790	0:45,362	0:13,534	0:19,975	0:11,853	0:43,783	0:12,594	0:19,459	0:11,730
Runde 13	0:43,859	0:12,662	0:19,562	0:11,635	0:43,742	0:12,650	0:19,404	0:11,688	0:44,813	0:12,691	0:19,556	0:12,566	0:44,739	0:12,913	0:19,850	0:11,976	0:43,805	0:12,604	0:19,392	0:11,809
Runde 14	0:44,886	0:12,800	0:20,244	0:11,842	0:45,012	0:12,677	0:20,571	0:11,764	0:45,195	0:12,673	0:20,366	0:12,156	0:44,711	0:12,885	0:19,914	0:11,962	0:44,646	0:13,022	0:19,829	0:11,795
Runde 15	0:44,484	0:13,000	0:19,735	0:11,749	0:45,067	0:12,911	0:20,172	0:11,984	0:44,213	0:13,172	0:20,226	0:10,815	0:44,975	0:12,990	0:19,997	0:11,988	0:45,555	0:13,463	0:20,249	0:11,843
Runde 16	0:44,269	0:12,889	0:19,652	0:11,728	0:44,179	0:12,922	0:19,489	0:11,768	0:44,044	0:12,830	0:19,662	0:11,552	0:44,632	0:12,918	0:19,819	0:11,895	0:46,972	0:13,789	0:20,931	0:12,252
Runde 17	0:44,182	0:12,842	0:19,567	0:11,773	0:43,922	0:12,719	0:19,466	0:11,737	0:45,307	0:12,707	0:19,597	0:13,003	0:44,742	0:12,954	0:19,867	0:11,921	0:45,617	0:13,171	0:20,274	0:12,172
Runde 18	0:43,918	0:12,729	0:19,472	0:11,717	0:44,856	0:13,077	0:20,007	0:11,772	0:43,984	0:13,191	0:20,349	0:10,444	0:44,749	0:12,929	0:19,843	0:11,977	0:46,801	0:13,509	0:20,858	0:12,434
Runde 19	0:44,006	0:12,703	0:19,582	0:11,721	0:43,928	0:12,742	0:19,461	0:11,725	0:43,699	0:12,746	0:19,533	0:11,420	0:44,831	0:12,905	0:20,051	0:11,875	0:46,342	0:13,511	0:20,860	0:11,971
Runde 20	0:43,933	0:12,692	0:19,501	0:11,740	0:43,706	0:12,708	0:19,386	0:11,612	0:43,885	0:12,612	0:19,422	0:11,851	0:44,618	0:12,880	0:19,847	0:11,891	0:46,770	0:13,535	0:21,224	0:12,011
Runde 21	0:44,033	0:12,706	0:19,566	0:11,761	0:43,718	0:12,657	0:19,407	0:11,654	0:43,973	0:12,644	0:19,548	0:11,781	0:44,709	0:12,893	0:19,908	0:11,908	0:47,080	0:13,598	0:21,511	0:11,971
Runde 22	0:44,079	0:12,739	0:19,578	0:11,762	0:43,904	0:12,706	0:19,501	0:11,697	0:44,277	0:12,669	0:19,574	0:12,034	0:44,691	0:12,855	0:19,928	0:11,908	0:45,805	0:13,418	0:20,105	0:12,282
Runde 23	0:44,171	0:12,732	0:19,626	0:11,813	0:43,955	0:12,718	0:19,553	0:11,684					0:44,953	0:12,917	0:19,888	0:12,148	0:47,476	0:13,578	0:20,849	0:13,049



1st Round
07-09/08



DMSB
ADAC KARTRENNEN KERPEN

DEUTSCHE KART-MEISTERSCHAFT 2020

DMSB-Reg.No. K-11365/20

R 19 DSKG (KZ2) Finale

Die schnellsten Zeiten

Ort	Nr. Fahrername	Zeit	Streckenl.	ø Speed
Ziel	313 Tröger, Tim	0:43,134	1107 m	92,4 km/h
Sektion 1	329 Reiböck, Lukas	0:12,496	329 m	94,8 km/h
Sektion 2	313 Tröger, Tim	0:19,071	475 m	89,7 km/h
Sektion 3	333 Feller, Silas	0:10,444	303 m	104,4 km/h

Snr.332 Dresen,Andreas
DEU

SRP Racing Team

theoretisch mögliche Bestzeit 0:00,000

Ziel Sektion 1 Sektion 2 Sektion 3

Snr.308 Voegeding,Paul
DEU

Mach1 Motorsport

theoretisch mögliche Bestzeit 0:48,345

Ziel Sektion 1 Sektion 2 Sektion 3

best

Runde 1

Runde 2

0:48,691	0:14,441	0:21,104	0:12,800	Ziel	Sektion 1	Sektion 2	Sektion 3	Ziel	Sektion 1	Sektion 2	Sektion 3	Ziel	Sektion 1	Sektion 2	Sektion 3
0:48,691	0:14,787	0:21,104	0:12,800												
	0:14,441	0:26,715													



15	SRP Racing Team 316 HUETING Brio Startposition 29	14	Mach1 Motorsport 313 TRÖGER Tim Startposition 28
14	BIREL ART RACING KSW 329 REIBÖCK Lukas Startposition 27	13	JP RACING 310 FREDRIKSSON Lucas Startposition 26
13	Solgar Motorsport 312 STUMPF Stephen Startposition 25	12	JP RACING 327 JONSSON Lukas Startposition 24
12	RS Competition 354 KROGH Gustav Startposition 23	11	SRP Racing Team 328 JULIUS-BERNHART Jannik Startposition 22
11	Mach1 Motorsport 336 SJÖGREN Tobias Startposition 21	10	LE Racing 325 KARLSHØJ Lasse Startposition 20
10	BEYMO-Karttracing 335 BEYERLEIN Patrick Startposition 19	9	Jeffrey Fikse 353 FIKSE Jeffrey Startposition 18
9	Bas Steen 350 STEEN Bas Startposition 17	8	Millennium Racing Team 333 FELLER Silas Startposition 16
8	SRP Racing Team 332 DRESEN Andreas Startposition 15	7	Mach1 Motorsport 308 VOEGEDING Paul Startposition 14
7	Jesse Smeets 351 SMEETS Jesse Startposition 13	6	DS Kartsport 321 NELLES Mika Startposition 12
6	Solgar Motorsport 309 GREIF Toni Startposition 11	5	SRP Racing Team 306 HIMMELS Yannik Startposition 10
5	Bamberger Karttracing 311 PREIBISCH Marius Startposition 9	4	SRP Racing Team 341 VLADIC Lukas Startposition 8
4	SRP Racing Team 340 LUKASCHEWSKY Karl Startposition 7	3	Luca Walter 339 WALTER Luca Startposition 6
3	A.K. Doorn 334 DOORN Coen Startposition 5	2	AP-Racing 324 JAROMIN David Startposition 4
2	Solgar Motorsport 330 RIED Jonas Startposition 3	1	Valier Motorsport 319 PRIMM Simon Connor Startposition 2
1	Mach1 Motorsport 320 MÜLLER Julian Startposition 1		



Starting Grid R 19 DSKC (KZ2) Finale

Rennen 19



R 15 DSKC (K22) Pre-Finale B

Strecke / track: 1107m

fastest Lap Simon Connor PRIMM at: 0:43,275

started: 14 classified: 14 not classified: 0

Pos	St. Nr.	Fahrer / Driver	Nation	Bewerber / Sponsor	Nation	Lizenz / R-Lizenz	Qualifikation	Points	Chassis / Motor / Reifen	Penalty	Runden / Laps	Gesamtzeit / Differenz	Abstand / Gap	beste Runde / best Lap	In L.	o Geschw. / Speed
1	319	PRIMM, Simon Connor	DEU	Valier Motorsport	DEU	IKC171081 KBF1063735	Pos 2 R x Finale	15	KR / TM Racing / Vega	5 sec.	18	13:13,519		0:43,275	9	90,4 km/h 92,1 km/h
2	324	JAROMIN, David	DEU	AP-Racing	DEU	IKC1176826 KBF1205799	Pos 4 R x Finale	12	Birel Art / TM Racing / Vega		18	13:15,440 0:01,921	0:01,921	0:43,349	14	90,2 km/h 91,9 km/h
3	339	WALTER, Luca	DEU	Luca Walter	DEU	IKC1140650 KBF1140650	Pos 6 R x Finale	10	Alpha Karting / TM Racing / Vega		18	13:18,677 0:05,158	0:03,237	0:43,694	13	89,8 km/h 91,2 km/h
4	341	VLADIC, Lukas	DEU	SRP Racing Team	DEU	IKC1191160 KBF1156791	Pos 8 R x Finale	9	Maranello / TM Racing / Vega		18	13:18,895 0:05,376	0:00,218	0:43,606	16	89,8 km/h 91,4 km/h
5	306	HIMMELS, Yannik	DEU	SRP Racing Team	DEU	IKC1147857 KBF1156791	Pos 10 R x Finale	8	Maranello / TM Racing / Vega		18	13:19,097 0:05,578	0:00,202	0:43,492	8	89,8 km/h 91,6 km/h
6	321	NELLES, Mika	DEU	DS Kartsport	DEU	IKC1177154 KBF1154357	Pos 12 R x Finale	7	Mach 1 / TM Racing / Vega		18	13:21,643 0:08,124	0:02,546	0:43,744	9	89,5 km/h 91,1 km/h
7	308	VOEGEDING, Paul	DEU	Mach1 Motorsport	DEU	IKB1132472 KBF1005514	Pos 14 R x Finale	6	Mach 1 / TM Racing / Vega		18	13:23,579 0:10,060	0:01,936	0:43,817	8	89,3 km/h 91,1 km/h
8	333	FELLER, Silas	DEU	Millennium Racing Team	DEU	IKC1177256 KBF1095578	Pos 16 R x Finale	5	Tony Kart / Vortex / Vega		18	13:23,730 0:10,211	0:00,151	0:43,533	14	89,3 km/h 91,5 km/h
9	353	FIKSE, Jeffrey	NLD	Jeffrey Fikse	NLD	40615 40615	Pos 18 R x Finale	*	CRG / TM Racing / Vega	5 sec.	18	13:24,563 0:11,044	0:00,833	0:43,354	17	89,2 km/h 91,9 km/h
10	325	KARLSHØJ, Lasse	DNK	LE Racing	DNK	40346 39981	Pos 20 R x Finale	4	Kosmic / Vortex / Vega		18	13:28,413 0:14,894	0:03,850	0:43,972	8	88,7 km/h 90,6 km/h
11	328	JULIUS-BERNHART, Jannik	DEU	SRP Racing Team	DEU	IKC1163143 KBF1156791	Pos 22 R x Finale	3	Maranello / TM Racing / Vega	5 sec.	18	13:38,040 0:24,521	0:09,627	0:44,339	11	87,7 km/h 89,9 km/h
12	327	JONSSON, Lukas	SWE	JP RACING	SWE	96287 105	Pos 24 R x Finale	2	Exprit / Vortex / Vega		18	13:39,492 0:25,973	0:01,452	0:44,747	15	87,5 km/h 89,1 km/h
13	310	FREDRIKSSON, Lucas	SWE	JP RACING	SWE	110,0 105	Pos 26 R x Finale	1	Exprit / Vortex / Vega		10	7:37,279 8 R	8 R	0:44,477	7	87,2 km/h 89,6 km/h
14	313	TRÖGER, Tim	DEU	Mach1 Motorsport	DEU	IKC1132554 KBF1005514	Pos 28 R x Finale	0	Mach 1 / TM Racing / Vega		9	6:42,996 9 R	1 R	0:43,759	6	89 km/h 91,1 km/h

StNr. 319,328 5 sec penalty Jump Start

StNr. 353 5 sec penalty Frontfairing

Rennleitung: Dieter Bringsken Racedirektor: Horst Seidel / Uwe Fuchs

Sportkommissare: Nikolas Spoderna / Ulrich Bell

Techn. Kommissare: M. Grasshoff / C. Schmidt / H.G. Höfler / M. Ambrosius

Zeitnahme: KART-DATA timing service Franz Schieszler / Manuela Hintner

Zeitnahme / timekeeping
Control
Schieszler
Franz Schieszler

freigegeben: 12:23:57

R 15 DSKC (K22) Pre-Finale B

Fahrename Driver	Primm Simon Connor	Jaromin David	Walther Luca	Vladic Lukas	Himmels Yannik	Fikse Jeffrey	Nelles Mika	Voegeding Paul	Feller Silas	Karlsnoj Lasse	Julius-Bernhart Jannik	Jonsson Lukas
schnellste Runde	0:43,275 Rn. 9	0:43,349 Rn. 14	0:43,694 Rn. 13	0:43,606 Rn. 16	0:43,492 Rn. 8	0:43,354 Rn. 17	0:43,744 Rn. 9	0:43,817 Rn. 8	0:43,533 Rn. 14	0:43,972 Rn. 8	0:44,339 Rn. 11	0:44,747 Rn. 15
Speed	92,1 km/h	91,9 km/h	91,2 km/h	91,4 km/h	91,6 km/h	91,9 km/h	91,1 km/h	91,0 km/h	91,5 km/h	90,6 km/h	89,9 km/h	89,1 km/h
Lap 1	0:46,745	0:46,867	0:46,883	0:47,461	0:48,188	0:48,067	0:47,439	0:47,296	0:47,927	0:47,397	0:49,138	0:48,615
Lap 2	0:44,391	0:45,094	0:44,832	0:44,931	0:44,886	0:45,195	0:44,617	0:44,934	0:45,161	0:45,135	0:46,299	0:45,852
Lap 3	0:44,070	0:44,172	0:44,929	0:44,443	0:44,474	0:44,254	0:45,182	0:44,563	0:45,411	0:45,316	0:44,828	0:45,388
Lap 4	0:43,892	0:44,160	0:44,136	0:44,414	0:43,845	0:43,772	0:44,093	0:44,247	0:44,092	0:44,269	0:44,419	0:45,255
Lap 5	0:43,603	0:44,119	0:44,118	0:43,876	0:44,075	0:44,129	0:44,013	0:44,393	0:44,091	0:44,554	0:44,586	0:45,099
Lap 6	0:43,478	0:43,878	0:43,944	0:43,933	0:43,751	0:44,018	0:43,787	0:44,595	0:44,178	0:45,119	0:44,684	0:45,056
Lap 7	0:43,438	0:43,410	0:44,304	0:43,998	0:43,894	0:43,628	0:43,788	0:43,988	0:44,137	0:44,152	0:44,489	0:44,896
Lap 8	0:43,339	0:43,656	0:43,754	0:43,830	0:43,492	0:43,553	0:43,811	0:43,817	0:44,016	0:43,972	0:44,400	0:44,878
Lap 9	0:43,275	0:44,241	0:43,831	0:43,777	0:43,651	0:43,569	0:43,744	0:43,827	0:44,016	0:44,084	0:44,545	0:45,081
Lap 10	0:43,324	0:43,831	0:43,880	0:43,900	0:43,859	0:43,851	0:43,891	0:43,968	0:44,557	0:44,486	0:44,419	0:44,968
Lap 11	0:43,482	0:43,615	0:43,999	0:44,027	0:44,129	0:44,155	0:43,918	0:43,922	0:44,332	0:44,451	0:44,339	0:45,012
Lap 12	0:43,298	0:43,622	0:43,818	0:43,900	0:43,755	0:43,704	0:43,961	0:43,896	0:43,710	0:44,476	0:44,530	0:45,267
Lap 13	0:43,374	0:43,468	0:43,694	0:43,900	0:43,717	0:44,044	0:44,175	0:43,936	0:43,606	0:44,377	0:44,369	0:44,830
Lap 14	0:43,391	0:43,349	0:43,823	0:43,805	0:43,812	0:43,934	0:44,438	0:43,827	0:43,533	0:44,426	0:44,629	0:44,940
Lap 15	0:43,412	0:43,399	0:43,853	0:43,638	0:43,560	0:44,412	0:44,172	0:45,280	0:43,722	0:44,648	0:44,679	0:44,747
Lap 16	0:43,281	0:43,664	0:43,854	0:43,606	0:43,783	0:43,984	0:44,433	0:45,714	0:44,021	0:44,799	0:44,718	0:44,958
Lap 17	0:43,647	0:43,735	0:44,035	0:43,913	0:43,825	0:43,354	0:44,073	0:44,418	0:44,501	0:44,958	0:45,174	0:44,993
Lap 18	0:43,463	0:43,593	0:44,161	0:44,225	0:44,174	0:43,434	0:44,261	0:44,770	0:44,686	0:44,899	0:45,611	0:44,972



1st round
07-09/08



DMSB
ADAC-KARTRENNEN KERPEN

DEUTSCHE KART-MEISTERSCHAFT 2020

DMSB-Reg.No.K-11 365/20

R 15 DSKC (KZ2) Pre-Finale B

Fahrername Driver	Fredriksson Lucas	Träger Tim
schnellste Runde in Runde	0:44,477 Rn. 7	0:43,759 Rn. 6
Speed	89,6 km/h	91,1 km/h
Lap 1	0:48,537	0:46,758
Lap 2	0:45,802	0:44,670
Lap 3	0:45,365	0:44,456
Lap 4	0:44,625	0:44,166
Lap 5	0:45,326	0:43,894
Lap 6	0:44,682	0:43,759
Lap 7	<u>0:44,477</u>	0:43,884
Lap 8	0:44,579	0:43,759
Lap 9	0:44,791	0:44,341
Lap 10	0:44,509	
Lap 11		
Lap 12		
Lap 13		
Lap 14		
Lap 15		
Lap 16		
Lap 17		
Lap 18		

1st Round
07-08/08




ADAC-KARTRENNEN KERPEN

DEUTSCHE KART-MEISTERSCHAFT 2020

DMSB-Reg.No.K-11365/20

R 15 DSKC (K22) Pre-Finale B

Ziel		Sektion 1		Sektion 2		Sektion 3	
Fahrername	Zeit	Fahrername	Zeit	Fahrername	Zeit	Fahrername	Zeit
1 319 Primm,Simon Connor	0:43,275	353 Fikse,Jeffrey	0:12,514	319 Primm,Simon Connor	0:19,150	319 Primm,Simon Connor	0:11,513
2 324 Jaromin,David	0:43,349	319 Primm,Simon Connor	0:12,554	324 Jaromin,David	0:19,200	324 Jaromin,David	0:11,529
3 353 Fikse,Jeffrey	0:43,354	324 Jaromin,David	0:12,563	306 Himmels,Yannik	0:19,238	353 Fikse,Jeffrey	0:11,530
4 306 Himmels,Yannik	0:43,492	321 Nelles,Mika	0:12,569	341 Vladoic,Lukas	0:19,298	333 Feller,Silas	0:11,546
5 333 Feller,Silas	0:43,533	333 Feller,Silas	0:12,588	353 Fikse,Jeffrey	0:19,300	306 Himmels,Yannik	0:11,563
6 341 Vladoic,Lukas	0:43,606	306 Himmels,Yannik	0:12,610	313 Tröger,Tim	0:19,317	341 Vladoic,Lukas	0:11,565
7 339 Walter,Luca	0:43,694	339 Walter,Luca	0:12,621	308 Voegeding,Paul	0:19,319	339 Walter,Luca	0:11,620
8 321 Nelles,Mika	0:43,744	341 Vladoic,Lukas	0:12,644	339 Walter,Luca	0:19,335	313 Tröger,Tim	0:11,629
9 313 Tröger,Tim	0:43,759	308 Voegeding,Paul	0:12,653	321 Nelles,Mika	0:19,383	321 Nelles,Mika	0:11,637
10 308 Voegeding,Paul	0:43,817	325 Karishøj,Lasse	0:12,710	333 Feller,Silas	0:19,396	325 Karishøj,Lasse	0:11,664
11 325 Karishøj,Lasse	0:43,972	313 Tröger,Tim	0:12,738	325 Karishøj,Lasse	0:19,551	308 Voegeding,Paul	0:11,694
12 328 Julius-Bernhart,Jannik	0:44,339	328 Julius-Bernhart,Jannik	0:12,767	328 Julius-Bernhart,Jannik	0:19,620	328 Julius-Bernhart,Jannik	0:11,771
13 310 Fredriksson,Lucas	0:44,477	310 Fredriksson,Lucas	0:12,808	310 Fredriksson,Lucas	0:19,714	310 Fredriksson,Lucas	0:11,829
14 327 Jonsson,Lukas	0:44,747	327 Jonsson,Lukas	0:12,888	327 Jonsson,Lukas	0:19,804	327 Jonsson,Lukas	0:11,957

R 15 DSKC (KZ2) Pre-Finale B

Die schnellsten Zeiten

Ort	Nr. Fahrername	Zeit	Streckenl.	Ø Speed
Ziel	319 Primm,Simon Connor	0:43,275	1107 m	92,1 km/h
Sektion 1	353 Filke,Jeffrey	0:12,514	329 m	94,6 km/h
Sektion 2	319 Primm,Simon Connor	0:19,150	475 m	89,3 km/h
Sektion 3	319 Primm,Simon Connor	0:11,513	303 m	94,7 km/h

	Snr.319 Primm,Simon Connor DEU Valter Motorsport			Snr.324 Jaromin,David DEU AP-Racing			Snr.339 Walter,Luca DEU Luca Walter			Snr.341 Vladoic,Lukas DEU SRP Racing Team			Snr.306 Himmels,Yannik DEU SRP Racing Team		
	theoretisch mögliche Bestzeit	Ziel	Bestzeit	theoretisch mögliche Bestzeit	Ziel	Bestzeit	theoretisch mögliche Bestzeit	Ziel	Bestzeit	theoretisch mögliche Bestzeit	Ziel	Bestzeit	theoretisch mögliche Bestzeit	Ziel	Bestzeit
best	0:43,275	0:12,554	0:19,150	0:43,349	0:12,563	0:19,200	0:43,694	0:12,621	0:19,335	0:43,606	0:12,644	0:19,298	0:43,492	0:12,610	0:19,238
Runde 1	0:46,745	0:15,060	0:19,843	0:46,867	0:14,973	0:19,925	0:46,883	0:14,738	0:20,094	0:47,461	0:15,428	0:20,089	0:48,188	0:15,108	0:20,938
Runde 2	0:44,391	0:12,931	0:19,671	0:45,094	0:13,247	0:19,913	0:44,832	0:13,064	0:19,874	0:44,931	0:13,138	0:19,832	0:44,886	0:13,306	0:19,821
Runde 3	0:44,070	0:12,926	0:19,492	0:44,172	0:12,941	0:19,458	0:44,929	0:13,491	0:19,683	0:44,443	0:13,217	0:19,559	0:44,474	0:13,208	0:19,575
Runde 4	0:43,892	0:12,793	0:19,350	0:44,160	0:12,743	0:19,600	0:44,136	0:12,814	0:19,580	0:44,414	0:13,328	0:19,443	0:43,845	0:12,768	0:19,438
Runde 5	0:43,603	0:12,698	0:19,352	0:44,119	0:12,728	0:19,687	0:44,118	0:12,853	0:19,530	0:43,876	0:12,690	0:19,563	0:44,075	0:12,803	0:19,536
Runde 6	0:43,478	0:12,646	0:19,222	0:43,878	0:12,692	0:19,551	0:43,944	0:12,762	0:19,414	0:43,933	0:12,814	0:19,484	0:43,751	0:12,719	0:19,436
Runde 7	0:43,438	0:12,559	0:19,274	0:43,410	0:12,563	0:19,255	0:44,304	0:12,935	0:19,692	0:43,998	0:12,676	0:19,498	0:43,894	0:12,966	0:19,334
Runde 8	0:43,339	0:12,554	0:19,216	0:43,656	0:12,600	0:19,367	0:43,754	0:12,621	0:19,472	0:43,830	0:12,649	0:19,395	0:43,492	0:12,654	0:19,238
Runde 9	0:43,275	0:12,580	0:19,182	0:44,241	0:12,770	0:19,590	0:43,831	0:12,637	0:19,437	0:43,777	0:12,650	0:19,439	0:43,651	0:12,610	0:19,434
Runde 10	0:43,324	0:12,626	0:19,177	0:43,831	0:12,991	0:19,300	0:43,880	0:12,720	0:19,434	0:43,900	0:12,844	0:19,350	0:43,859	0:12,825	0:19,378
Runde 11	0:43,482	0:12,657	0:19,303	0:43,615	0:12,586	0:19,321	0:43,999	0:12,717	0:19,552	0:44,027	0:12,854	0:19,492	0:44,129	0:13,068	0:19,498
Runde 12	0:43,298	0:12,624	0:19,150	0:43,622	0:12,731	0:19,341	0:43,818	0:12,723	0:19,475	0:43,900	0:12,694	0:19,445	0:43,755	0:12,685	0:19,368
Runde 13	0:43,374	0:12,575	0:19,215	0:43,468	0:12,610	0:19,260	0:43,694	0:12,693	0:19,335	0:43,900	0:12,695	0:19,540	0:43,717	0:12,643	0:19,334
Runde 14	0:43,391	0:12,573	0:19,193	0:43,349	0:12,620	0:19,200	0:43,823	0:12,716	0:19,394	0:43,805	0:12,647	0:19,570	0:43,812	0:12,658	0:19,437
Runde 15	0:43,412	0:12,630	0:19,261	0:43,399	0:12,572	0:19,249	0:43,853	0:12,640	0:19,397	0:43,638	0:12,672	0:19,298	0:43,560	0:12,640	0:19,249
Runde 16	0:43,281	0:12,560	0:19,150	0:43,664	0:12,634	0:19,353	0:43,854	0:12,731	0:19,444	0:43,606	0:12,644	0:19,397	0:43,783	0:12,696	0:19,373
Runde 17	0:43,647	0:12,607	0:19,315	0:43,735	0:12,688	0:19,399	0:44,035	0:12,733	0:19,588	0:43,913	0:12,738	0:19,378	0:43,825	0:12,752	0:19,325
Runde 18	0:43,463	0:12,557	0:19,260	0:43,593	0:12,680	0:19,310	0:44,161	0:12,939	0:19,507	0:44,225	0:13,066	0:19,352	0:44,174	0:13,031	0:19,384

R 15 DSKC (KZ2) Pre-Finale B

Die schnellsten Zeiten

Ort	Nr. Fahrername	Zeit	Streckenkil.	Ø Speed
Ziel	319 Primm, Simon Connor	0:43,275	1107 m	92,1 km/h
Sektion 1	353 Fikse, Jeffrey	0:12,514	329 m	94,6 km/h
Sektion 2	319 Primm, Simon Connor	0:19,150	475 m	89,3 km/h
Sektion 3	319 Primm, Simon Connor	0:11,513	303 m	94,7 km/h

	Snr.353 Fikse, Jeffrey NLD Jeffrey Fikse		Snr.321 Nelles, Mika DEU DS Kartsport		Snr.308 Voegeding, Paul DEU Mach1 Motorsport		Snr.333 Feller, Silas DEU Millennium Racing Team		Snr.325 Karishøj, Lasse DNK LE Racing											
	theoretisch mögliche Bestzeit	Ziel	theoretisch mögliche Bestzeit	Ziel	theoretisch mögliche Bestzeit	Ziel	theoretisch mögliche Bestzeit	Ziel	theoretisch mögliche Bestzeit	Ziel										
best	0:43,354	0:12,514	0:19,300	0:11,530	0:43,744	0:12,569	0:19,383	0:11,637	0:43,817	0:12,653	0:19,319	0:11,694	0:43,533	0:12,588	0:19,396	0:11,546	0:43,972	0:12,710	0:19,551	0:11,664
Runde 1	0:48,067	0:15,297	0:20,611	0:12,159	0:47,439	0:15,045	0:20,393	0:12,001	0:47,296	0:15,007	0:20,194	0:12,095	0:47,927	0:15,134	0:20,621	0:12,172	0:47,397	0:15,019	0:20,286	0:12,092
Runde 2	0:45,195	0:13,586	0:19,825	0:11,784	0:44,617	0:12,939	0:19,838	0:11,840	0:44,934	0:13,164	0:19,818	0:11,952	0:45,161	0:13,153	0:20,116	0:11,892	0:45,135	0:13,233	0:19,974	0:11,928
Runde 3	0:44,254	0:12,917	0:19,693	0:11,644	0:45,182	0:13,872	0:19,592	0:11,718	0:44,563	0:13,024	0:19,642	0:11,897	0:45,411	0:13,844	0:19,811	0:11,756	0:45,316	0:13,706	0:19,834	0:11,776
Runde 4	0:43,772	0:12,733	0:19,415	0:11,624	0:44,093	0:12,880	0:19,472	0:11,741	0:44,247	0:12,928	0:19,543	0:11,776	0:44,092	0:12,773	0:19,617	0:11,702	0:44,269	0:12,974	0:19,551	0:11,744
Runde 5	0:44,129	0:12,864	0:19,562	0:11,703	0:44,013	0:12,903	0:19,472	0:11,638	0:44,393	0:13,029	0:19,596	0:11,768	0:44,091	0:12,733	0:19,625	0:11,733	0:44,554	0:13,170	0:19,634	0:11,750
Runde 6	0:44,018	0:13,006	0:19,426	0:11,586	0:43,787	0:12,596	0:19,457	0:11,734	0:44,595	0:13,366	0:19,518	0:11,711	0:44,178	0:12,661	0:19,785	0:11,732	0:45,119	0:13,252	0:20,132	0:11,735
Runde 7	0:43,628	0:12,618	0:19,419	0:11,591	0:43,788	0:12,593	0:19,475	0:11,720	0:43,988	0:12,658	0:19,522	0:11,808	0:44,137	0:12,732	0:19,730	0:11,675	0:44,152	0:12,833	0:19,601	0:11,718
Runde 8	0:43,553	0:12,608	0:19,383	0:11,562	0:43,811	0:12,602	0:19,554	0:11,655	0:43,817	0:12,674	0:19,319	0:11,824	0:44,016	0:12,752	0:19,541	0:11,723	0:43,972	0:12,710	0:19,598	0:11,664
Runde 9	0:43,569	0:12,543	0:19,472	0:11,554	0:43,744	0:12,569	0:19,449	0:11,726	0:43,827	0:12,667	0:19,376	0:11,784	0:44,016	0:12,650	0:19,637	0:11,729	0:44,084	0:12,772	0:19,604	0:11,708
Runde 10	0:43,851	0:12,825	0:19,383	0:11,643	0:43,891	0:12,712	0:19,383	0:11,796	0:43,968	0:12,776	0:19,391	0:11,801	0:44,557	0:12,966	0:19,688	0:11,903	0:44,486	0:13,046	0:19,720	0:11,720
Runde 11	0:44,155	0:12,969	0:19,571	0:11,615	0:43,918	0:12,813	0:19,468	0:11,637	0:43,922	0:12,715	0:19,486	0:11,721	0:44,332	0:12,845	0:19,573	0:11,914	0:44,451	0:12,840	0:19,688	0:11,923
Runde 12	0:43,704	0:12,634	0:19,380	0:11,690	0:43,961	0:12,709	0:19,452	0:11,800	0:43,896	0:12,717	0:19,466	0:11,713	0:43,710	0:12,689	0:19,464	0:11,557	0:44,476	0:13,011	0:19,720	0:11,745
Runde 13	0:44,044	0:13,017	0:19,327	0:11,700	0:44,175	0:12,993	0:19,459	0:11,723	0:43,936	0:12,750	0:19,492	0:11,694	0:43,606	0:12,588	0:19,432	0:11,586	0:44,377	0:12,785	0:19,689	0:11,903
Runde 14	0:43,934	0:12,591	0:19,813	0:11,530	0:44,438	0:12,600	0:20,130	0:11,708	0:43,827	0:12,653	0:19,443	0:11,731	0:43,533	0:12,591	0:19,396	0:11,546	0:44,426	0:12,831	0:19,761	0:11,834
Runde 15	0:44,412	0:12,651	0:19,434	0:12,327	0:44,172	0:12,598	0:19,482	0:12,092	0:45,280	0:13,319	0:19,675	0:12,286	0:43,722	0:12,608	0:19,478	0:11,636	0:44,648	0:12,957	0:19,805	0:11,886
Runde 16	0:43,984	0:12,886	0:19,506	0:11,592	0:44,433	0:13,146	0:19,559	0:11,728	0:45,714	0:12,769	0:20,926	0:12,019	0:44,021	0:12,612	0:19,405	0:12,004	0:44,799	0:13,173	0:19,782	0:11,844
Runde 17	0:43,354	0:12,514	0:19,300	0:11,540	0:44,073	0:12,576	0:19,460	0:12,037	0:44,418	0:12,914	0:19,546	0:11,958	0:44,501	0:12,902	0:19,621	0:11,978	0:44,958	0:12,943	0:20,144	0:11,871
Runde 18	0:43,434	0:12,568	0:19,318	0:11,548	0:44,261	0:12,720	0:19,652	0:11,889	0:44,770	0:13,013	0:19,824	0:11,933	0:44,686	0:12,859	0:19,844	0:11,983	0:44,899	0:12,967	0:19,996	0:11,936

R 15 DSKC (KZ2) Pre-Finale B

Die schnellsten Zeiten

Ort	Nr. Fahrername	Zeit	Streckenl.	Ø Speed
Ziel	319 Primm, Simon Connor	0:43,275	1107 m	92,1 km/h
Sektion 1	353 Filke, Jeffrey	0:12,514	329 m	94,6 km/h
Sektion 2	319 Primm, Simon Connor	0:19,150	475 m	89,3 km/h
Sektion 3	319 Primm, Simon Connor	0:11,513	303 m	94,7 km/h

Runde	Snr.328 Julius-Bernhart, Jannik DEU SRP Racing Team			Snr.327 Jonsson, Lukas SWE JP RACING			Snr.310 Fredriksson, Lucas SWE JP RACING			Snr.313 Tröger, Tim DEU Mach1 Motorsport		
	theoretisch mögliche Bestzeit	Ziel	Bestzeit	theoretisch mögliche Bestzeit	Ziel	Bestzeit	theoretisch mögliche Bestzeit	Ziel	Bestzeit	theoretisch mögliche Bestzeit	Ziel	Bestzeit
best	0:44,339	0:12,767	0:19,620	0:11,771	0:44,339	0:12,767	0:19,620	0:11,771	0:43,759	0:12,738	0:19,317	0:11,629
Runde 1	0:49,138	0:16,054	0:20,830	0:12,254	0:48,615	0:15,285	0:20,965	0:12,365	0:46,758	0:14,397	0:20,206	0:12,155
Runde 2	0:46,299	0:14,137	0:20,128	0:12,034	0:45,852	0:13,371	0:20,348	0:12,133	0:44,670	0:12,977	0:19,803	0:11,890
Runde 3	0:44,828	0:12,967	0:19,922	0:11,939	0:45,388	0:13,195	0:20,137	0:12,056	0:44,456	0:13,078	0:19,569	0:11,809
Runde 4	0:44,419	0:12,866	0:19,726	0:11,827	0:45,255	0:13,215	0:20,062	0:11,978	0:44,166	0:12,904	0:19,483	0:11,779
Runde 5	0:44,586	0:12,833	0:19,826	0:11,927	0:45,099	0:12,993	0:20,048	0:12,058	0:43,894	0:12,754	0:19,411	0:11,729
Runde 6	0:44,684	0:12,897	0:19,847	0:11,940	0:45,056	0:13,027	0:20,008	0:12,021	0:43,759	0:12,738	0:19,317	0:11,704
Runde 7	0:44,489	0:12,776	0:19,920	0:11,793	0:44,896	0:12,916	0:19,983	0:11,997	0:43,834	0:12,763	0:19,413	0:11,658
Runde 8	0:44,400	0:12,832	0:19,681	0:11,887	0:44,878	0:12,910	0:19,942	0:12,026	0:43,759	0:12,743	0:19,387	0:11,629
Runde 9	0:44,545	0:12,843	0:19,868	0:11,834	0:45,081	0:12,991	0:19,970	0:12,120	0:44,341	0:12,964	0:19,574	0:11,803
Runde 10	0:44,419	0:12,888	0:19,703	0:11,828	0:44,968	0:13,017	0:19,975	0:11,976	0:44,341	0:12,964	0:19,574	0:11,803
Runde 11	0:44,339	0:12,767	0:19,801	0:11,771	0:45,012	0:12,997	0:19,994	0:12,021	0:44,509	0:12,822	0:19,858	0:11,829
Runde 12	0:44,530	0:12,824	0:19,803	0:11,903	0:45,267	0:13,178	0:20,122	0:11,967	0:44,509	0:12,822	0:19,858	0:11,829
Runde 13	0:44,369	0:12,785	0:19,620	0:11,964	0:44,830	0:12,888	0:19,985	0:11,957	0:44,509	0:12,822	0:19,858	0:11,829
Runde 14	0:44,629	0:12,856	0:19,836	0:11,937	0:44,940	0:12,958	0:19,992	0:11,990	0:44,509	0:12,822	0:19,858	0:11,829
Runde 15	0:44,679	0:12,782	0:19,885	0:12,012	0:44,747	0:12,944	0:19,804	0:11,999	0:44,509	0:12,822	0:19,858	0:11,829
Runde 16	0:44,718	0:12,918	0:19,830	0:11,970	0:44,958	0:12,981	0:19,974	0:12,003	0:44,509	0:12,822	0:19,858	0:11,829
Runde 17	0:45,174	0:12,995	0:20,048	0:12,131	0:44,993	0:13,040	0:19,967	0:11,986	0:44,509	0:12,822	0:19,858	0:11,829
Runde 18	0:45,611	0:13,098	0:20,211	0:12,302	0:44,972	0:13,039	0:19,913	0:12,020	0:44,509	0:12,822	0:19,858	0:11,829

R 14 DSKC (K22) Pre-Finale A

Strecke / track: 1107m

fastest Lap Jonas RIED at: 0:43,480

started: 15 classified: 15 not classified: 0

Pos	St. Nr.	Fahrer Driver	Nation	Bewerber / Sponsor	Nation	Lizenz R-Lizenz	Qualifikation	Points	Chassis / Motor / Reifen	Penalty	Runden Laps	Gesamtzeit Differenz	Absland Gap	beste Runde best Lap	In H. in L.	o Geschw. Speed
1	320	MÜLLER, Julian	DEU	Mach1 Motorsport	DEU	IKC1137671 KBF1005514	Pos 1 R x Finale	15	Mach 1 / TM Racing / Vega		18	13:17,860		0:43,627	12	89,9 km/h 91,3 km/h
2	330	RIED, Jonas	DEU	Solgat Motorsport	DEU	IKB1167350 KBF1079882	Pos 3 R x Finale	12	Birel Art / TM Racing / Vega		18	13:18,008 0:00,148	0:00,148	0:43,480	12	89,9 km/h 91,7 km/h
3	334	DOORN, Coen	NLD	A.K. Doorn	NLD	40347 42349	Pos 5 R x Finale	10	Vega Kart Republic / TM Racing /		18	13:21,572 0:03,712	0:03,564	0:43,798	12	89,5 km/h 91,1 km/h
4	340	LUKASCHEWSKY, Karl	DEU	SRP Racing Team	DEU	1194842 KBF1156791	Pos 7 R x Finale	9	Maranello / TM Racing / Vega		18	13:22,324 0:04,464	0:00,752	0:43,861	10	89,4 km/h 90,9 km/h
5	311	PREIBISCH, Marius	DEU	Bamberger Karttracing	DEU	IKC1181135 KBF1197896	Pos 9 R x Finale	8	Lenzokart / LKE / Vega		18	13:22,868 0:05,008	0:00,544	0:43,741	15	89,3 km/h 91,1 km/h
6	309	GREIF, Toni	DEU	Solgat Motorsport	DEU	IKB1096240 KBF1079882	Pos 11 R x Finale	7	Birel Art / TM Racing / Vega		18	13:23,398 0:05,538	0:00,530	0:43,627	10	89,3 km/h 91,3 km/h
7	351	SMEETS, Jesse	NLD	Jesse Smeets	NLD	42517 42517	Pos 13 R x Finale	*	CRG / TM Racing / Vega		18	13:23,644 0:05,784	0:00,246	0:43,686	11	89,3 km/h 91,2 km/h
8	332	DRESEN, Andreas	DEU	SRP Racing Team	DEU	KBF1156791	Pos 15 R x Finale	6	Vega Maranello / TM Racing /		18	13:28,475 0:10,615	0:04,831	0:43,514	11	88,7 km/h 91,6 km/h
9	350	STEEN, Bas	NLD	Bas Steen	NLD	31350 31350	Pos 17 R x Finale	*	CKR / TM Racing / Vega		18	13:31,835 0:13,175	0:02,560	0:44,110	13	88,4 km/h 90,3 km/h
10	335	BEYERLEIN, Patrick	DEU	BEYMO-Karttracing	DEU	IKC1041625 KBF1160795	Pos 19 R x Finale	5	CRG / TM Racing / Vega		18	13:31,272 0:13,412	0:00,237	0:44,197	10	88,4 km/h 90,2 km/h
11	336	SJÖGREN, Tobias	SWE	Mach1 Motorsport	DEU	27620 KBF1005514	Pos 21 R x Finale	4	Mach 1 / TM Racing / Vega	5 sec.	18	13:32,888 0:15,028	0:01,616	0:43,869	10	88,2 km/h 90,8 km/h
12	354	KROGH, Gustav	DNK	RS Competition	DNK	69574 36053	Pos 23 R x Finale	*	Tony Kart / Vortex / Vega	5 sec.	18	13:33,088 0:15,228	0:00,200	0:43,938	11	88,2 km/h 90,7 km/h
13	312	STUMPF, Stephen	DEU	Solgat Motorsport	DEU	IKC1106930 KBF1079882	Pos 25 R x Finale	3	Birel Art / TM Racing / Vega	5 sec.	18	13:33,686 0:15,826	0:00,598	0:44,062	7	88,2 km/h 90,4 km/h
14	329	REIBÖCK, Lukas	AUT	BIREL ART RACING KSW	AUT	JK2158 BK102	Pos 27 R x Finale	2	Birel Art / TM Racing / Vega	5 sec.	18	13:33,924 0:16,064	0:00,238	0:43,816	8	88,1 km/h 91 km/h
15	316	HUETING, Brio	NLD	SRP Racing Team	DEU	46098 KBF1156791	Pos 29 R x Finale	1	Maranello / TM Racing / Vega		12	9:00,188 6 R	6 R	0:44,038	11	88,5 km/h 90,5 km/h

SINr. 354,329 5 sec penalty Frontfaring

SINr. 312,336 5 sec penalty Pushing

Rennleitung: Dieter Bringsken Racedirektor: Horst Seidel / Uwe Fuchs

Sportkommissare: Nikolas Spaderna / Ulrich Bell

Techn. Kommissare: M. Grasshoff / C. Schmidt / H.G. Höfler / M. Ambrosius

Zeitnahme: KART-DATA timing service Franz Schieszler / Manuela Hintner

Zeitnahme / timekeeping
control
Schieszler
Franz Schieszler

freigegeben: 11:57:45

R 14 DSKC (K22) Pre-Finale A

Fahrername Driver	Müller Julian	Ried Jonas	Doorn Coen	Lukaschewsky Karl	Preibisch Marius	Greif Toni	Smeets Jesse	Sjögren Tobias	Dresen Andreas	Stumpf Stephen	Steen Bas	Beyerlein Patrick
schnellste Runde	0:43,627 Rn. 12	0:43,480 Rn. 12	0:43,798 Rn. 12	0:43,861 Rn. 10	0:43,741 Rn. 15	0:43,627 Rn. 10	0:43,686 Rn. 11	0:43,869 Rn. 10	0:43,514 Rn. 11	0:44,062 Rn. 7	0:44,110 Rn. 13	0:44,197 Rn. 10
Speed	91,3 km/h	91,7 km/h	91,0 km/h	90,9 km/h	91,1 km/h	91,3 km/h	91,2 km/h	90,8 km/h	91,6 km/h	90,4 km/h	90,3 km/h	90,2 km/h
Lap 1	0:48,007	0:48,165	0:47,855	0:47,601	0:47,532	0:47,770	0:47,646	0:45,233	0:46,305	0:47,974	0:48,095	0:48,211
Lap 2	0:45,202	0:45,480	0:45,176	0:45,310	0:45,773	0:45,329	0:45,709	0:44,869	0:45,368	0:45,882	0:45,590	0:45,700
Lap 3	0:44,866	0:44,959	0:45,472	0:45,135	0:44,745	0:44,914	0:45,139	0:44,674	0:43,422	0:44,857	0:45,233	0:45,548
Lap 4	0:44,259	0:44,710	0:44,449	0:44,475	0:44,647	0:44,684	0:44,172	0:44,066	0:44,630	0:44,550	0:45,037	0:45,056
Lap 5	0:44,145	0:44,022	0:44,125	0:44,025	0:44,695	0:44,364	0:44,637	0:44,432	0:44,796	0:44,710	0:44,654	0:45,037
Lap 6	0:43,939	0:43,852	0:44,092	0:44,099	0:44,331	0:43,753	0:44,332	0:43,967	0:44,169	0:44,360	0:44,537	0:44,618
Lap 7	0:43,775	0:43,605	0:43,912	0:44,191	0:44,105	0:43,833	0:44,052	0:44,394	0:44,278	0:44,062	0:44,307	0:44,366
Lap 8	0:43,734	0:43,954	0:43,972	0:44,069	0:44,224	0:44,013	0:44,754	0:44,275	0:44,862	0:44,790	0:44,359	0:44,400
Lap 9	0:43,760	0:43,868	0:43,929	0:44,175	0:44,102	0:47,057	0:44,668	0:43,902	0:44,770	0:44,737	0:44,369	0:44,530
Lap 10	0:43,761	0:43,786	0:44,295	0:43,861	0:44,101	0:43,627	0:44,364	0:43,869	1:27,578	0:45,074	0:44,338	0:44,197
Lap 11	0:43,643	0:43,500	0:43,854	0:44,036	0:43,994	0:43,829	0:43,686	0:44,382	0:43,514	0:44,722	0:44,245	0:44,198
Lap 12	0:43,627	0:43,480	0:43,798	0:43,885	0:43,926	0:44,003	0:43,721	0:45,894	0:44,812	0:44,355	0:44,292	0:44,220
Lap 13	0:43,753	0:43,666	0:43,903	0:43,963	0:43,913	0:43,649	0:43,915	0:44,191	0:44,190	0:44,212	0:44,110	0:44,659
Lap 14	0:43,878	0:43,702	0:43,944	0:44,078	0:43,895	0:43,791	0:43,780	0:44,430	0:44,769	0:44,197	0:44,369	0:44,253
Lap 15	0:43,931	0:43,679	0:44,055	0:43,967	0:43,741	0:43,820	0:43,717	0:44,174	0:44,153	0:44,409	0:44,438	0:44,255
Lap 16	0:43,841	0:43,519	0:44,177	0:44,069	0:43,771	0:43,989	0:43,756	0:44,170	0:44,238	0:44,217	0:44,386	0:44,244
Lap 17	0:43,904	0:43,698	0:44,192	0:44,244	0:43,974	0:43,846	0:43,831	0:44,457	0:44,662	0:44,228	0:44,611	0:44,405
Lap 18	0:43,978	0:43,993	0:44,500	0:44,365	0:43,853	0:43,993	0:43,851		0:44,662	0:44,541	0:45,229	0:45,224



1st round
07-09/08

DMSB
ADAC-KARTRENNEN KERPEN

DEUTSCHE KART-MEISTERSCHAFT 2020

DMSB-Reg.No.K-11 365/20

R 14 DSKC (KZ2) Pre-Finale A

Fahrername Driver	Krogh Gustav	Reiböck Lukas	Huetting Brio
schnellste Runde in Runde	0:43,938 Rn. 11	0:43,816 Rn. 8	0:44,038 Rn. 11
Speed	90,7 km/h	91,0 km/h	90,5 km/h
Lap 1	0:47,402	0:47,944	0:47,698
Lap 2	0:45,645	0:45,685	0:45,393
Lap 3	0:45,524	0:45,180	0:45,103
Lap 4	0:44,504	0:44,727	0:44,855
Lap 5	0:44,648	0:44,814	0:44,576
Lap 6	0:44,284	0:44,150	0:44,551
Lap 7	0:44,060	0:44,809	0:44,168
Lap 8	0:44,466	0:43,816	0:44,323
Lap 9	0:44,668	0:44,645	0:44,388
Lap 10	0:44,712	0:44,703	0:44,127
Lap 11	<u>0:43,938</u>	0:44,335	<u>0:44,038</u>
Lap 12	0:44,680	0:44,317	0:44,498
Lap 13	0:44,297	0:44,115	
Lap 14	0:44,154	0:44,375	
Lap 15	0:44,272	0:44,399	
Lap 16	0:44,172	0:44,183	
Lap 17	0:44,198	0:44,232	
Lap 18	0:44,428	0:44,505	

1st Round
07-08/08




ADAC-KARTRENNEN KERPEN

DEUTSCHE KART-MEISTERSCHAFT 2020

DMSB-Reg.No.K-11365/20

R 14 DSKC (KZ2) Pre-Finale A

Ziel		Sektion 1		Sektion 2		Sektion 3	
Fahrername	Zeit	Fahrername	Zeit	Fahrername	Zeit	Fahrername	Zeit
1 332 Dresen,Andreas	0:43,422	351 Smeets,Jesse	0:12,587	320 Müller,Julian	0:19,282	336 Sjögren,Tobias	0:10,121
2 330 Ried,Jonas	0:43,480	330 Ried,Jonas	0:12,605	309 Greif,Toni	0:19,292	330 Ried,Jonas	0:11,475
3 320 Müller,Julian	0:43,627	316 Huetting,Brio	0:12,623	311 Preibisch,Marius	0:19,334	309 Greif,Toni	0:11,612
4 309 Greif,Toni	0:43,627	329 Reiböck,Lukas	0:12,634	330 Ried,Jonas	0:19,339	351 Smeets,Jesse	0:11,638
5 351 Smeets,Jesse	0:43,686	354 Krogh,Gustav	0:12,643	351 Smeets,Jesse	0:19,383	354 Krogh,Gustav	0:11,642
6 311 Preibisch,Marius	0:43,741	309 Greif,Toni	0:12,644	336 Sjögren,Tobias	0:19,396	334 Doorn,Coen	0:11,652
7 334 Doorn,Coen	0:43,798	320 Müller,Julian	0:12,653	334 Doorn,Coen	0:19,399	311 Preibisch,Marius	0:11,653
8 329 Reiböck,Lukas	0:43,816	336 Sjögren,Tobias	0:12,673	340 Lukaszewsky,Karl	0:19,410	320 Müller,Julian	0:11,657
9 340 Lukaszewsky,Karl	0:43,861	311 Preibisch,Marius	0:12,686	329 Reiböck,Lukas	0:19,457	340 Lukaszewsky,Karl	0:11,679
10 336 Sjögren,Tobias	0:43,869	340 Lukaszewsky,Karl	0:12,688	354 Krogh,Gustav	0:19,485	312 Stumpf,Stephen	0:11,681
11 354 Krogh,Gustav	0:43,938	335 Beyerlein,Patrick	0:12,688	335 Beyerlein,Patrick	0:19,500	329 Reiböck,Lukas	0:11,725
12 316 Huetting,Brio	0:44,038	334 Doorn,Coen	0:12,708	316 Huetting,Brio	0:19,513	316 Huetting,Brio	0:11,803
13 312 Stumpf,Stephen	0:44,062	312 Stumpf,Stephen	0:12,746	350 Steen,Bas	0:19,537	350 Steen,Bas	0:11,805
14 350 Steen,Bas	0:44,110	350 Steen,Bas	0:12,768	312 Stumpf,Stephen	0:19,550	335 Beyerlein,Patrick	0:11,817
15 335 Beyerlein,Patrick	0:44,197	332 Dresen,Andreas		332 Dresen,Andreas		332 Dresen,Andreas	1:14,703

R 14 DSKG (KZ2) Pre-Finale A

Die schnellsten Zeiten

Ort	Nr. Fahrername	Zeit	Streckenl.	ø Speed
Ziel	332 Dresden,Andreas	0:43,422	1107 m	91,8 km/h
Sektion 1	351 Smeets,Jesse	0:12,587	329 m	94,1 km/h
Sektion 2	320 Müller,Julian	0:19,282	475 m	88,7 km/h
Sektion 3	336 Stjögren,Tobias	0:10,121	303 m	107,8 km/h

	Smr.320 Müller,Julian DEU Mach1 Motorsport		Smr.330 Ried,Jonas DEU Solgat Motorsport		Smr.334 Doorn,Coen NLD A.K. Doorn		Smr.340 Lukaschewsky,Karl DEU SRP Racing Team		Smr.311 Preibisch,Marius DEU Bamberger Karttracing							
	theoretisch mögliche Bestzeit	Ziel	theoretisch mögliche Bestzeit	Ziel	theoretisch mögliche Bestzeit	Ziel	theoretisch mögliche Bestzeit	Ziel	theoretisch mögliche Bestzeit	Ziel						
best	0:43,627	0:12,653	0:19,282	0:11,657	0:43,480	0:12,605	0:19,339	0:11,475	0:43,798	0:12,688	0:19,410	0:11,679	0:43,741	0:12,686	0:19,334	0:11,653
Runde 1	0:48,007	0:15,338	0:20,530	0:12,139	0:48,165	0:15,545	0:20,473	0:12,147	0:47,855	0:15,234	0:20,312	0:12,309	0:47,532	0:15,032	0:20,530	0:11,970
Runde 2	0:45,202	0:13,198	0:20,098	0:11,906	0:45,480	0:13,539	0:20,058	0:11,883	0:45,176	0:13,216	0:19,999	0:11,961	0:45,310	0:13,466	0:19,942	0:11,902
Runde 3	0:44,866	0:13,243	0:19,753	0:11,870	0:44,959	0:13,297	0:19,825	0:11,837	0:45,472	0:13,611	0:19,880	0:11,981	0:45,135	0:13,388	0:19,820	0:11,927
Runde 4	0:44,259	0:12,878	0:19,587	0:11,794	0:44,710	0:13,114	0:19,791	0:11,805	0:44,449	0:12,946	0:19,705	0:11,798	0:44,475	0:12,921	0:19,705	0:11,849
Runde 5	0:44,145	0:12,910	0:19,479	0:11,756	0:44,022	0:12,801	0:19,543	0:11,678	0:44,125	0:12,844	0:19,532	0:11,749	0:44,025	0:12,761	0:19,535	0:11,729
Runde 6	0:43,939	0:12,753	0:19,441	0:11,745	0:43,852	0:12,684	0:19,567	0:11,601	0:44,092	0:12,815	0:19,586	0:11,691	0:44,099	0:12,908	0:19,461	0:11,730
Runde 7	0:43,775	0:12,714	0:19,396	0:11,665	0:43,605	0:12,665	0:19,385	0:11,555	0:43,912	0:12,781	0:19,463	0:11,668	0:44,191	0:13,027	0:19,447	0:11,717
Runde 8	0:43,734	0:12,717	0:19,360	0:11,657	0:43,954	0:12,703	0:19,498	0:11,753	0:43,972	0:12,708	0:19,607	0:11,657	0:44,069	0:12,876	0:19,470	0:11,723
Runde 9	0:43,760	0:12,701	0:19,362	0:11,697	0:43,868	0:12,879	0:19,410	0:11,579	0:43,929	0:12,813	0:19,433	0:11,683	0:44,175	0:13,060	0:19,410	0:11,705
Runde 10	0:43,761	0:12,673	0:19,364	0:11,724	0:43,786	0:12,791	0:19,395	0:11,600	0:44,295	0:13,074	0:19,501	0:11,720	0:43,861	0:12,751	0:19,431	0:11,679
Runde 11	0:43,643	0:12,678	0:19,282	0:11,683	0:43,500	0:12,605	0:19,369	0:11,526	0:43,854	0:12,773	0:19,429	0:11,652	0:44,036	0:12,802	0:19,480	0:11,754
Runde 12	0:43,627	0:12,653	0:19,301	0:11,673	0:43,480	0:12,630	0:19,375	0:11,475	0:43,798	0:12,719	0:19,399	0:11,680	0:43,885	0:12,688	0:19,428	0:11,769
Runde 13	0:43,753	0:12,704	0:19,322	0:11,727	0:43,666	0:12,772	0:19,416	0:11,478	0:43,903	0:12,754	0:19,450	0:11,699	0:43,963	0:12,759	0:19,442	0:11,762
Runde 14	0:43,878	0:12,714	0:19,395	0:11,769	0:43,702	0:12,801	0:19,371	0:11,530	0:43,944	0:12,747	0:19,477	0:11,720	0:44,078	0:12,691	0:19,559	0:11,828
Runde 15	0:43,931	0:12,759	0:19,416	0:11,756	0:43,679	0:12,608	0:19,444	0:11,627	0:44,055	0:12,795	0:19,514	0:11,746	0:43,967	0:12,701	0:19,478	0:11,788
Runde 16	0:43,841	0:12,707	0:19,410	0:11,724	0:43,519	0:12,619	0:19,388	0:11,512	0:44,177	0:12,800	0:19,520	0:11,857	0:44,069	0:12,709	0:19,488	0:11,872
Runde 17	0:43,904	0:12,698	0:19,432	0:11,774	0:43,698	0:12,662	0:19,339	0:11,697	0:44,192	0:12,770	0:19,595	0:11,827	0:44,244	0:12,795	0:19,574	0:11,875
Runde 18	0:43,978	0:12,774	0:19,425	0:11,779	0:43,993	0:12,793	0:19,467	0:11,733	0:44,500	0:12,897	0:19,659	0:11,944	0:44,365	0:12,830	0:19,686	0:11,849

R 14 DSKC (KZ2) Pre-Finale A

Die schnellsten Zeiten

Ort	Nr. Fahrername	Zeit	Streckenl.	ø Speed
Ziel	332 Dresen,Andreas	0:43,422	1107 m	91,8 km/h
Sektion 1	351 Smeets,Jesse	0:12,587	329 m	94,1 km/h
Sektion 2	320 Müller,Julian	0:19,282	475 m	88,7 km/h
Sektion 3	336 Sjögren,Tobias	0:10,121	303 m	107,8 km/h

	Smr.309 Greif,Toni DEU Solgat Motorsport			Smr.351 Smeets,Jesse NLD Jesse Smeets			Smr.336 Sjögren,Tobias SWE Mach1 Motorsport			Smr.354 Krogh,Gustav DNK RS Competition			Smr.332 Dresen,Andreas DEU SRP Racing Team					
	theoretisch mögliche Bestzeit	Ziel	Bestzeit	theoretisch mögliche Bestzeit	Ziel	Bestzeit	theoretisch mögliche Bestzeit	Ziel	Bestzeit	theoretisch mögliche Bestzeit	Ziel	Bestzeit	theoretisch mögliche Bestzeit	Ziel	Bestzeit			
best	0:43,627	0:12,644	0:19,292	0:11,612	0:43,686	0:12,587	0:19,383	0:11,638	0:43,869	0:12,673	0:19,396	0:10,121	0:43,938	0:12,643	0:19,485	0:11,642	0:43,422	0:14,703
Runde 1	0:47,770	0:15,145	0:20,542	0:12,083	0:47,646	0:15,023	0:20,499	0:12,124	0:45,233	0:13,207	18:38,944	18:06,918	0:47,402	0:14,767	0:20,518	0:12,117	0:46,305	
Runde 2	0:45,329	0:13,377	0:19,908	0:12,044	0:45,709	0:13,365	0:20,195	0:12,149	0:44,869				0:45,645	0:13,307	0:20,125	0:12,213	0:45,368	
Runde 3	0:44,914	0:13,166	0:19,843	0:11,905	0:45,139	0:12,966	0:19,871	0:12,302	0:44,674	0:12,986	0:19,678	0:12,010	0:45,524	0:13,001	0:19,866	0:12,657	0:43,422	
Runde 4	0:44,684	0:13,072	0:19,789	0:11,823	0:44,172	0:12,792	0:19,580	0:11,800	0:44,066	0:13,158	0:19,763	0:11,145	0:44,504	0:13,028	0:19,641	0:11,835	0:44,630	
Runde 5	0:44,364	0:12,929	0:19,739	0:11,696	0:44,637	0:12,799	0:19,956	0:11,882	0:44,432	0:12,785	0:19,511	0:12,136	0:44,648	0:13,150	0:19,662	0:11,836	0:44,796	
Runde 6	0:43,753	0:12,644	0:19,480	0:11,629	0:44,332	0:12,962	0:19,641	0:11,729	0:43,967	0:12,994	0:19,660	0:11,313	0:44,284	0:12,816	0:19,706	0:11,762	0:44,169	
Runde 7	0:43,833	0:12,673	0:19,457	0:11,703	0:44,052	0:12,748	0:19,484	0:11,820	0:44,394	0:12,682	0:19,475	0:12,237	0:44,060	0:12,738	0:19,532	0:11,790	0:44,278	
Runde 8	0:44,013	0:12,821	0:19,472	0:11,720	0:44,754	0:13,026	0:19,596	0:12,132	0:44,275	0:12,781	0:19,465	0:12,029	0:44,466	0:12,752	0:19,583	0:12,131	0:44,862	
Runde 9	0:47,057	0:15,844	0:19,485	0:11,728	0:44,668	0:13,386	0:19,589	0:11,693	0:43,902	0:13,028	0:19,482	0:11,392	0:44,668	0:13,363	0:19,551	0:11,754	0:44,770	
Runde 10	0:43,627	0:12,676	0:19,339	0:11,612	0:44,364	0:13,099	0:19,555	0:11,710	0:43,869	0:12,809	0:19,400	0:11,660	0:44,712	0:13,045	0:19,946	0:11,721	1:27,578	
Runde 11	0:43,829	0:12,817	0:19,292	0:11,720	0:43,686	0:12,656	0:19,384	0:11,646	0:44,382	0:12,673	0:19,396	0:12,313	0:43,938	0:12,811	0:19,485	0:11,642	0:43,514	
Runde 12	0:44,003	0:12,856	0:19,439	0:11,708	0:43,721	0:12,641	0:19,383	0:11,697	0:45,894	0:13,212	0:19,422	0:13,260	0:44,680	0:12,643	0:19,932	0:12,105	0:44,812	
Runde 13	0:43,649	0:12,683	0:19,344	0:11,622	0:43,915	0:12,774	0:19,384	0:11,757	0:44,191	0:14,306	0:19,764	0:10,121	0:44,297	0:12,745	0:19,590	0:11,962	0:44,190	
Runde 14	0:43,791	0:12,718	0:19,389	0:11,684	0:43,780	0:12,680	0:19,388	0:11,712	0:44,430	0:12,795	0:19,499	0:12,136	0:44,154	0:12,781	0:19,560	0:11,813	0:44,769	
Runde 15	0:43,820	0:12,794	0:19,371	0:11,655	0:43,717	0:12,666	0:19,413	0:11,638	0:44,174	0:13,063	0:19,600	0:11,511	0:44,272	0:12,903	0:19,593	0:11,776	0:44,153	
Runde 16	0:43,989	0:12,784	0:19,420	0:11,785	0:43,756	0:12,587	0:19,474	0:11,695	0:44,170	0:12,852	0:19,540	0:11,778	0:44,172	0:12,777	0:19,594	0:11,801	0:44,238	
Runde 17	0:43,846	0:12,684	0:19,457	0:11,705	0:43,831	0:12,650	0:19,471	0:11,710	0:44,457	0:12,852	0:19,547	0:12,058	0:44,198	0:12,736	0:19,682	0:11,780	0:44,662	
Runde 18	0:43,993	0:12,712	0:19,521	0:11,760	0:43,851	0:12,633	0:19,498	0:11,720		0:12,873	0:19,627		0:44,428	0:12,758	0:19,727	0:11,943		

R 14 DSKG (KZ2) Pre-Finale A

Die schnellsten Zeiten

Ort	Nr. Fahrername	Zeit	Streckenl.	ø Speed
Ziel	332 Dresden,Andreas	0:43,422	1107 m	91,8 km/h
Sektion 1	351 Smeets,Jesse	0:12,587	329 m	94,1 km/h
Sektion 2	320 Müller,Julian	0:19,282	475 m	88,7 km/h
Sektion 3	336 Stjögren,Tobias	0:10,121	303 m	107,8 km/h

	Smr.312 Stumpf,Stephen DEU Solgat Motorsport		Smr.329 Reiböck,Lukas AUT BIREL ART RACING KSW		Smr.350 Steen,Bas NLD Bas Steen		Smr.335 Beyerlein,Patrick DEU BEYMO-Karttracing		Smr.316 Huetting,Brio NLD SRP Racing Team	
	theoretisch mögliche Bestzeit	theoretisch mögliche Bestzeit	theoretisch mögliche Bestzeit	theoretisch mögliche Bestzeit	theoretisch mögliche Bestzeit	theoretisch mögliche Bestzeit	theoretisch mögliche Bestzeit	theoretisch mögliche Bestzeit	theoretisch mögliche Bestzeit	theoretisch mögliche Bestzeit
best	0:44,062	0:12,746	0:19,550	0:11,681	0:43,816	0:12,634	0:19,457	0:11,725	0:44,038	0:12,623
Runde 1	0:47,974	0:15,332	0:20,493	0:12,149	0:47,944	0:15,154	0:20,669	0:12,121	0:47,698	0:15,058
Runde 2	0:45,882	0:13,665	0:20,126	0:12,091	0:45,685	0:13,167	0:20,423	0:12,095	0:45,393	0:13,415
Runde 3	0:44,857	0:12,972	0:19,945	0:11,940	0:45,180	0:13,260	0:19,864	0:12,056	0:45,103	0:13,300
Runde 4	0:44,550	0:12,933	0:19,807	0:11,810	0:44,727	0:13,192	0:19,685	0:11,850	0:44,855	0:13,254
Runde 5	0:44,710	0:12,959	0:20,020	0:11,731	0:44,814	0:12,891	0:20,112	0:11,811	0:44,576	0:13,147
Runde 6	0:44,360	0:13,059	0:19,600	0:11,701	0:44,150	0:12,821	0:19,555	0:11,774	0:44,551	0:13,070
Runde 7	0:44,062	0:12,746	0:19,583	0:11,733	0:44,809	0:12,738	0:20,221	0:11,850	0:44,168	0:12,757
Runde 8	0:44,790	0:12,831	0:19,639	0:12,320	0:43,816	0:12,634	0:19,457	0:11,725	0:44,323	0:12,781
Runde 9	0:44,737	0:13,405	0:19,574	0:11,758	0:44,645	0:13,172	0:19,684	0:11,789	0:44,388	0:12,786
Runde 10	0:45,074	0:13,272	0:20,066	0:11,736	0:44,703	0:12,806	0:20,101	0:11,796	0:44,127	0:12,696
Runde 11	0:44,722	0:13,465	0:19,576	0:11,681	0:44,335	0:12,903	0:19,623	0:11,809	0:44,038	0:12,623
Runde 12	0:44,355	0:12,905	0:19,643	0:11,807	0:44,317	0:12,818	0:19,547	0:11,952	0:44,498	0:13,056
Runde 13	0:44,212	0:12,881	0:19,550	0:11,781	0:44,115	0:12,791	0:19,580	0:11,744	0:44,459	0:13,229
Runde 14	0:44,197	0:12,902	0:19,580	0:11,715	0:44,375	0:13,049	0:19,599	0:11,727	0:44,253	0:12,688
Runde 15	0:44,409	0:12,894	0:19,766	0:11,749	0:44,399	0:12,726	0:19,885	0:11,788	0:44,255	0:12,808
Runde 16	0:44,217	0:12,928	0:19,567	0:11,722	0:44,183	0:12,719	0:19,597	0:11,867	0:44,244	0:12,801
Runde 17	0:44,228	0:12,824	0:19,674	0:11,730	0:44,232	0:12,904	0:19,588	0:11,740	0:44,405	0:12,781
Runde 18	0:44,541	0:12,947	0:19,594	0:12,000	0:44,505	0:12,878	0:19,576	0:12,051	0:45,224	0:12,930
										0:17,357

Warm Up Pre-Finale B DSKC (K22)

Strecke / track: 1107m

started: 13 classified: 13 not classified: 0

Pos	Str. Nr.	Fahrer Driver	Nation	Bewerber / Sponsor	Nation	Lizenz R-Lizenz	Chassis / Motor / Reifen	Runden Laps	Differenz	Abstand Gap	beste Runde best Lap	in R. in L.	Geschw. n Speed
1	313	TRÖGER, Tim	DEU	Mach1 Motorsport	DEU	IKC1132554 KBF1005514	Mach 1 / TM Racing / Vega	11			0:42,914	11	92,9 km/h
2	306	HIMMELS, Yannik	DEU	SRP Racing Team	DEU	IKC1147857 KBF1156791	Maranello / TM Racing / Vega	13	0:00,029	0:00,029	0:42,943	11	92,8 km/h
3	341	VLADIC, Lukas	DEU	SRP Racing Team	DEU	IKC1191160 KBF1156791	Maranello / TM Racing / Vega	13	0:00,073	0:00,044	0:42,987	11	92,7 km/h
4	319	PRIMM, Simon Connor	DEU	Valier Motorsport	DEU	IKC1171081 KBF1063735	KR / TM Racing / Vega	13	0:00,126	0:00,053	0:43,040	10	92,6 km/h
5	325	KARLSHØJ, Lasse	DNK	LE Racing	DNK	40346 39981	Kosmic / Vortex / Vega	13	0:00,229	0:00,103	0:43,143	8	92,4 km/h
6	308	VOEGEDING, Paul	DEU	Mach1 Motorsport	DEU	IKB1132472 KBF1005514	Mach 1 / TM Racing / Vega	9	0:00,247	0:00,018	0:43,161	9	92,3 km/h
7	339	WALTER, Luca	DEU	Luca Walter	DEU	IKC1140650 IKC1140650	Alpha Karting / TM Racing / Vega	12	0:00,348	0:00,101	0:43,262	10	92,1 km/h
8	324	JAROMIN, David	DEU	AP-Racing	DEU	IKC1176826 KBF1205799	Birel Art / TM Racing / Vega	13	0:00,425	0:00,077	0:43,339	12	92,0 km/h
9	328	JULIUS-BERNHART, Janni	DEU	SRP Racing Team	DEU	IKC1163143 KBF1156791	Maranello / TM Racing / Vega	13	0:00,583	0:00,158	0:43,497	12	91,6 km/h
10	333	FELLER, Silas	DEU	Millennium Racing Team	DEU	IKC1177256 KBF1095578	Tony Kart / Vortex / Vega	12	0:00,625	0:00,042	0:43,539	9	91,5 km/h
11	310	FREDRIKSSON, Lucas	SWE	JP RACING	SWE	1, b, a, 105	Exprit / Vortex / Vega	12	0:00,752	0:00,127	0:43,666	12	91,3 km/h
12	353	FIKSE, Jeffrey	NLD	Jeffrey Fikse	NLD	40615 40615	CRG / TM Racing / Vega	10	0:01,225	0:00,473	0:44,139	8	90,3 km/h
13	327	JONSSON, Lukas	SWE	JP RACING	SWE	96287 105	Exprit / Vortex / Vega	13	0:01,497	0:00,272	0:44,411	7	89,7 km/h

Rennleitung: Dieter Bringsken Racedirektor: Horst Seidel / Uwe Fuchs

Sportkommissare: Nikolas Spaderna / Ulrich Bell

Techn. Kommissare: M. Grasshoff / C. Schmidt / H.G. Höfler / M. Ambrosius

Zeitnahme: KART-DATA timing service Franz Schieszler / Manuela Hintner

Warm Up Pre-Finale B DSKC (KZ2)

Fahrername Driver	Träger Tim	Himmels Yannik	Vladic Lukas	Primm Simon Connor	Karlshøj Lasse	Voegeding Paul	Walter Luca	Jaromin David	Julius-Bernhart Jannik	Feller Silas	Fredriksson Lucas	Fikse Jeffrey
schnellste Runde in Runde	0:42,914 Rn. 11	0:42,943 Rn. 11	0:42,987 Rn. 11	0:43,040 Rn. 10	0:43,143 Rn. 8	0:43,161 Rn. 9	0:43,262 Rn. 10	0:43,339 Rn. 12	0:43,497 Rn. 12	0:43,539 Rn. 9	0:43,666 Rn. 12	0:44,139 Rn. 8
Speed	92,9 km/h	92,8 km/h	92,7 km/h	92,6 km/h	92,4 km/h	92,3 km/h	92,1 km/h	92,0 km/h	91,6 km/h	91,5 km/h	91,3 km/h	90,3 km/h
Lap 1	1:05,215	1:02,017	0:58,947	1:02,132	1:01,883	1:02,354	1:01,095	0:57,606	0:58,653	1:00,229	1:05,320	1:01,158
Lap 2	0:54,753	0:47,592	0:46,598	0:47,616	0:47,066	0:52,489	0:49,763	0:45,956	0:47,477	0:48,853	0:57,502	0:47,852
Lap 3	0:47,571	0:44,394	0:44,684	0:44,343	0:43,858	0:44,169	0:44,129	0:46,480	0:44,438	0:46,761	0:53,770	0:44,644
Lap 4	0:47,733	0:43,682	0:43,832	0:43,801	0:43,606	0:43,575	0:43,773	0:44,685	0:44,237	0:44,893	0:51,434	0:45,401
Lap 5	0:51,795	0:43,576	0:44,342	0:43,440	0:43,402	0:43,508	0:44,015	0:43,766	0:43,676	0:44,514	0:48,456	0:44,423
Lap 6	0:43,280	0:43,300	0:43,361	0:43,552	0:43,268	0:45,279	0:43,874	0:43,662	0:43,509	0:43,871	0:45,638	1:10,355
Lap 7	0:43,039	0:43,373	0:44,095	0:43,231	0:43,289	0:43,385	0:43,468	0:43,694	0:44,023	0:44,082	0:44,690	0:45,919
Lap 8	0:42,959	0:43,074	0:43,292	0:43,062	0:43,143	0:43,343	0:43,432	0:43,402	0:43,771	0:43,656	0:44,603	0:44,139
Lap 9	0:44,663	0:43,015	0:43,130	0:43,159	0:43,192	0:43,161	0:43,654	0:43,397	0:43,732	0:43,539	0:43,948	0:47,273
Lap 10	0:43,069	0:42,958	0:43,139	0:43,040	0:43,559	0:43,262	0:43,262	0:43,491	0:43,621	0:43,750	0:44,002	0:45,324
Lap 11	0:42,914	0:42,943	0:42,987	0:43,186	0:43,417	0:43,304	0:43,304	0:43,487	0:44,215	0:44,030	0:43,915	
Lap 12		0:43,727	0:43,860	0:44,883	0:45,311	0:48,648	0:48,648	0:43,339	0:43,497	0:43,905	0:43,666	
Lap 13		0:43,229	0:43,475	0:43,059	0:43,360			0:43,361	0:43,859			

1st round
07-09/08

DSK M

DMSB
ADAC-KARTRENNEN KERPEN

DEUTSCHE KART-MEISTERSCHAFT 2020

DMSB-Reg.No.K-11 365/20

Warm Up Pre-Finale B DSKC (KZ2)

Fahrername Driver	Jonsson Lukas
schnellste Runde in Runde	0:44,411 Rn. 7
Speed	89,7 km/h
Lap 1	1:02,385
Lap 2	0:48,973
Lap 3	0:45,510
Lap 4	0:45,104
Lap 5	0:45,148
Lap 6	0:44,831
Lap 7	<u>0:44,411</u>
Lap 8	0:44,561
Lap 9	0:44,825
Lap 10	0:44,782
Lap 11	0:44,740
Lap 12	0:44,639
Lap 13	0:44,559

1st Round
07-08/08



DMSB
ADAC-KARTRENNEN KERPEN

DEUTSCHE KART-MEISTERSCHAFT 2020

DMSB-Reg.No.K-11365/20

Warm Up Pre-Finale B DSKC (K22)

Ziel		Sektion 1		Sektion 2		Sektion 3	
Fahrername	Zeit	Fahrername	Zeit	Fahrername	Zeit	Fahrername	Zeit
1 313 Tröger, Tim	0:42,914	306 Himmels, Yannik	0:12,445	313 Tröger, Tim	0:19,004	341 Vladic, Lukas	0:11,364
2 306 Himmels, Yannik	0:42,943	313 Tröger, Tim	0:12,473	319 Primm, Simon Connor	0:19,020	313 Tröger, Tim	0:11,369
3 341 Vladic, Lukas	0:42,987	341 Vladic, Lukas	0:12,480	306 Himmels, Yannik	0:19,029	319 Primm, Simon Connor	0:11,428
4 319 Primm, Simon Connor	0:43,040	319 Primm, Simon Connor	0:12,481	308 Voegeding, Paul	0:19,057	306 Himmels, Yannik	0:11,430
5 325 Karishøj, Lasse	0:43,143	308 Voegeding, Paul	0:12,509	341 Vladic, Lukas	0:19,084	325 Karishøj, Lasse	0:11,433
6 308 Voegeding, Paul	0:43,161	325 Karishøj, Lasse	0:12,513	325 Karishøj, Lasse	0:19,096	324 Jaromin, David	0:11,465
7 339 Walter, Luca	0:43,262	339 Walter, Luca	0:12,541	339 Walter, Luca	0:19,144	328 Julius-Bernhart, Jannik	0:11,524
8 324 Jaromin, David	0:43,339	333 Feller, Silas	0:12,543	324 Jaromin, David	0:19,205	308 Voegeding, Paul	0:11,533
9 328 Julius-Bernhart, Jannik	0:43,497	328 Julius-Bernhart, Jannik	0:12,591	328 Julius-Bernhart, Jannik	0:19,331	339 Walter, Luca	0:11,552
10 333 Feller, Silas	0:43,539	324 Jaromin, David	0:12,623	333 Feller, Silas	0:19,392	333 Feller, Silas	0:11,558
11 310 Fredriksson, Lucas	0:43,666	310 Fredriksson, Lucas	0:12,639	310 Fredriksson, Lucas	0:19,392	310 Fredriksson, Lucas	0:11,623
12 353 Fikse, Jeffrey	0:44,139	327 Jonsson, Lukas	0:12,817	353 Fikse, Jeffrey	0:19,517	353 Fikse, Jeffrey	0:11,719
13 327 Jonsson, Lukas	0:44,411	353 Fikse, Jeffrey	0:12,830	327 Jonsson, Lukas	0:19,772	327 Jonsson, Lukas	0:11,789

1st Round
07-08/08



DMSB
ADAC KARTRENNEN KERPEN

DEUTSCHE KART-MEISTERSCHAFT 2020

DMSB-Reg.No.K-11365/20

Warm Up Pre-Finale B DSKC (K22)

Die schnellsten Zeiten

Ort	Nr. Fahrername	Zeit	Streckenl.	ø Speed
Ziel	313 Tröger, Tim	0:42,914	1107 m	92,9 km/h
Sektion 1	306 Himmels, Yannik	0:12,445	329 m	95,2 km/h
Sektion 2	313 Tröger, Tim	0:19,004	475 m	90,0 km/h
Sektion 3	341 Vliadic, Lukas	0:11,364	303 m	96,0 km/h

	Snr.313 Tröger, Tim DEU Mach1 Motorsport				Snr.306 Himmels, Yannik DEU SRP Racing Team				Snr.341 Vliadic, Lukas DEU SRP Racing Team				Snr.319 Primm, Simon Connor DEU Valier Motorsport				Snr.325 Karlishøj, Lasse DNK LE Racing			
	theoretisch mögliche Bestzeit 0:42,846				theoretisch mögliche Bestzeit 0:42,904				theoretisch mögliche Bestzeit 0:42,928				theoretisch mögliche Bestzeit 0:42,929				theoretisch mögliche Bestzeit 0:43,042			
best	Ziel	Sektion 1	Sektion 2	Sektion 3	Ziel	Sektion 1	Sektion 2	Sektion 3	Ziel	Sektion 1	Sektion 2	Sektion 3	Ziel	Sektion 1	Sektion 2	Sektion 3	Ziel	Sektion 1	Sektion 2	Sektion 3
Runde 1	0:42,914	0:12,473	0:19,004	0:11,369	0:42,943	0:12,445	0:19,029	0:11,430	0:42,987	0:12,480	0:19,084	0:11,364	0:43,040	0:12,481	0:19,020	0:11,428	0:43,143	0:12,513	0:19,096	0:11,433
Runde 2	1:05,215	0:21,894	0:27,317	0:16,004	1:02,017	0:21,990	0:25,405	0:14,622	0:58,947	0:19,936	0:24,634	0:14,377	1:02,132	0:21,926	0:25,722	0:14,484	1:01,883	0:19,403	0:27,127	0:15,353
Runde 3	0:54,753	0:16,862	0:22,882	0:15,009	0:47,592	0:15,155	0:20,396	0:12,041	0:46,598	0:14,687	0:20,057	0:11,854	0:47,616	0:15,672	0:19,923	0:12,021	0:47,066	0:14,450	0:20,614	0:12,002
Runde 4	0:47,571	0:14,091	0:20,729	0:12,751	0:44,394	0:13,010	0:19,599	0:11,785	0:44,684	0:13,172	0:19,822	0:11,690	0:44,343	0:12,872	0:19,663	0:11,808	0:43,858	0:12,823	0:19,467	0:11,568
Runde 5	0:47,733	0:15,470	0:20,514	0:11,749	0:43,682	0:12,836	0:19,232	0:11,614	0:43,832	0:12,842	0:19,391	0:11,599	0:43,801	0:12,811	0:19,353	0:11,637	0:43,606	0:12,652	0:19,362	0:11,592
Runde 6	0:51,795	0:17,413	0:22,781	0:11,601	0:43,576	0:12,639	0:19,171	0:11,766	0:44,342	0:13,229	0:19,429	0:11,684	0:43,440	0:12,634	0:19,284	0:11,522	0:43,402	0:12,608	0:19,310	0:11,484
Runde 7	0:43,280	0:12,708	0:19,108	0:11,464	0:43,300	0:12,597	0:19,182	0:11,521	0:43,361	0:12,620	0:19,233	0:11,508	0:43,552	0:12,602	0:19,195	0:11,755	0:43,268	0:12,530	0:19,295	0:11,443
Runde 8	0:43,039	0:12,558	0:19,027	0:11,454	0:43,373	0:12,852	0:19,090	0:11,431	0:44,095	0:13,325	0:19,275	0:11,495	0:43,231	0:12,545	0:19,169	0:11,517	0:43,289	0:12,633	0:19,223	0:11,433
Runde 9	0:42,959	0:12,521	0:19,004	0:11,434	0:43,074	0:12,602	0:19,029	0:11,443	0:43,292	0:12,616	0:19,223	0:11,453	0:43,062	0:12,544	0:19,089	0:11,429	0:43,143	0:12,585	0:19,096	0:11,462
Runde 10	0:44,663	0:12,478	0:19,754	0:12,431	0:43,015	0:12,445	0:19,120	0:11,450	0:43,130	0:12,545	0:19,150	0:11,435	0:43,159	0:12,586	0:19,145	0:11,428	0:43,192	0:12,513	0:19,224	0:11,455
Runde 11	0:43,069	0:12,531	0:19,169	0:11,369	0:42,958	0:12,446	0:19,068	0:11,444	0:43,139	0:12,545	0:19,178	0:11,416	0:43,040	0:12,491	0:19,020	0:11,529	0:43,559	0:12,709	0:19,317	0:11,533
Runde 12	0:42,914	0:12,473	0:19,005	0:11,436	0:42,943	0:12,471	0:19,042	0:11,430	0:42,987	0:12,480	0:19,143	0:11,364	0:43,186	0:12,523	0:19,110	0:11,553	0:43,417	0:12,701	0:19,256	0:11,460
Runde 13	0:14,252	0:21,967			0:43,727	0:12,460	0:19,285	0:11,982	0:43,860	0:12,499	0:19,084	0:12,277	0:44,883	0:12,481	0:20,229	0:12,173	0:45,311	0:12,563	0:20,797	0:11,951
					0:43,229	0:12,564	0:19,142	0:11,523	0:43,475	0:12,647	0:19,145	0:11,683	0:43,059	0:12,515	0:19,026	0:11,518	0:43,360	0:12,624	0:19,282	0:11,454

Warm Up Pre-Finale B DSKC (K22)

Die schnellsten Zeiten

Ort	Nr. Fahrername	Zeit	Streckenl.	ø Speed
Ziel	313 Träger, Tim	0:42,914	1107 m	92,9 km/h
Sektion 1	306 Himmels, Yannik	0:12,445	329 m	95,2 km/h
Sektion 2	313 Träger, Tim	0:19,004	475 m	90,0 km/h
Sektion 3	341 Vladic, Lukas	0:11,364	303 m	96,0 km/h

	Snr.308 Voegeding,Paul DEU Mach1 Motorsport				Snr.339 Walter,Luca DEU Luca Walter				Snr.324 Jaromin,David DEU AP-Racing				Snr.328 Julius-Bernhart,Jannik DEU SRP Racing Team				Snr.333 Feller,Silas DEU Millennium Racing Team							
	theoretisch mögliche Bestzeit	Ziel	Sektion 1	Sektion 2	Sektion 3	theoretisch mögliche Bestzeit	Ziel	Sektion 1	Sektion 2	Sektion 3	theoretisch mögliche Bestzeit	Ziel	Sektion 1	Sektion 2	Sektion 3	theoretisch mögliche Bestzeit	Ziel	Sektion 1	Sektion 2	Sektion 3				
best	0:43,161	0:12,509	0:19,057	0:11,533	0:11,533	0:43,262	0:12,541	0:19,144	0:11,552	0:11,552	0:43,339	0:12,623	0:19,205	0:11,465	0:11,465	0:43,497	0:12,591	0:19,331	0:11,524	0:11,524	0:43,539	0:12,543	0:19,392	0:11,558
Runde 1	1:02,354	0:21,915	0:25,735	0:14,704	0:14,704	1:01,095	0:21,200	0:25,356	0:14,539	0:14,539	0:57,606	0:22,603	0:22,406	0:12,597	0:12,597	0:58,653	0:19,405	0:24,787	0:14,461	0:14,461	1:00,229	0:20,590	0:24,936	0:14,703
Runde 2	0:52,489	0:19,791	0:20,527	0:12,171	0:12,171	0:49,763	0:16,955	0:20,666	0:12,142	0:12,142	0:45,956	0:13,862	0:20,099	0:11,995	0:11,995	0:47,477	0:15,371	0:20,126	0:11,980	0:11,980	0:48,853	0:15,196	0:21,473	0:12,184
Runde 3	0:44,169	0:12,979	0:19,487	0:11,703	0:11,703	0:44,129	0:12,912	0:19,548	0:11,669	0:11,669	0:46,480	0:13,616	0:20,662	0:12,202	0:12,202	0:44,438	0:12,946	0:19,711	0:11,781	0:11,781	0:46,761	0:12,878	0:21,951	0:11,932
Runde 4	0:43,575	0:12,772	0:19,226	0:11,577	0:11,577	0:43,773	0:12,652	0:19,441	0:11,680	0:11,680	0:44,685	0:13,296	0:19,676	0:11,713	0:11,713	0:44,237	0:13,066	0:19,519	0:11,652	0:11,652	0:44,893	0:12,782	0:20,275	0:11,836
Runde 5	0:43,508	0:12,702	0:19,173	0:11,633	0:11,633	0:44,015	0:12,639	0:19,487	0:11,889	0:11,889	0:43,766	0:12,798	0:19,374	0:11,594	0:11,594	0:43,676	0:12,607	0:19,478	0:11,591	0:11,591	0:44,514	0:13,287	0:19,535	0:11,692
Runde 6	0:45,279	0:12,601	0:20,805	0:11,873	0:11,873	0:43,874	0:12,975	0:19,347	0:11,552	0:11,552	0:43,662	0:12,793	0:19,357	0:11,512	0:11,512	0:43,509	0:12,614	0:19,352	0:11,543	0:11,543	0:43,871	0:12,652	0:19,486	0:11,733
Runde 7	0:43,385	0:12,602	0:19,182	0:11,601	0:11,601	0:43,468	0:12,585	0:19,324	0:11,559	0:11,559	0:43,694	0:12,768	0:19,381	0:11,545	0:11,545	0:44,023	0:12,700	0:19,613	0:11,710	0:11,710	0:44,082	0:12,593	0:19,777	0:11,712
Runde 8	0:43,343	0:12,590	0:19,175	0:11,578	0:11,578	0:43,432	0:12,577	0:19,286	0:11,569	0:11,569	0:43,402	0:12,654	0:19,216	0:11,532	0:11,532	0:43,771	0:12,839	0:19,336	0:11,596	0:11,596	0:43,656	0:12,595	0:19,463	0:11,598
Runde 9	0:43,161	0:12,571	0:19,057	0:11,533	0:11,533	0:43,654	0:12,595	0:19,461	0:11,598	0:11,598	0:43,397	0:12,688	0:19,205	0:11,504	0:11,504	0:43,732	0:12,616	0:19,438	0:11,678	0:11,678	0:43,539	0:12,589	0:19,392	0:11,558
Runde 10		0:12,509	0:19,127			0:43,262	0:12,541	0:19,144	0:11,577	0:11,577	0:43,491	0:12,688	0:19,264	0:11,539	0:11,539	0:43,621	0:12,676	0:19,389	0:11,556	0:11,556	0:43,750	0:12,543	0:19,400	0:11,807
Runde 11						0:43,304	0:12,576	0:19,175	0:11,553	0:11,553	0:43,487	0:12,677	0:19,294	0:11,516	0:11,516	0:44,215	0:12,718	0:19,973	0:11,524	0:11,524	0:44,030	0:12,927	0:19,419	0:11,684
Runde 12						0:48,648	0:13,426	0:23,065	0:12,157	0:12,157	0:43,339	0:12,623	0:19,223	0:11,493	0:11,493	0:43,497	0:12,591	0:19,331	0:11,575	0:11,575	0:43,905	0:12,549	0:19,693	0:11,663
Runde 13							0:12,653	0:19,257			0:43,361	0:12,654	0:19,242	0:11,465	0:11,465	0:43,859	0:12,631	0:19,474	0:11,754	0:11,754		0:12,650	0:20,513	

Warm Up Pre-Finale B DSKC (K22)

Die schnellsten Zeiten

Ort	Nr. Fahrername	Zeit	Streckenl.	ø Speed
Ziel	313 Träger, Tim	0:42,914	1107 m	92,9 km/h
Sektion 1	306 Himmels, Yannik	0:12,445	329 m	95,2 km/h
Sektion 2	313 Träger, Tim	0:19,004	475 m	90,0 km/h
Sektion 3	341 Vladic, Lukas	0:11,364	303 m	96,0 km/h

	Smr.310 Fredriksson,Lucas SWE JP RACING			Smr.353 Fikse,Jeffrey NLD Jeffrey Fikse			Smr.327 Jonsson,Lukas SWE JP RACING					
	theoretisch mögliche Bestzeit	Sektion 1	Sektion 2	Sektion 3	theoretisch mögliche Bestzeit	Sektion 1	Sektion 2	Sektion 3	theoretisch mögliche Bestzeit	Sektion 1	Sektion 2	Sektion 3
best	0:43,666	0:12,639	0:19,392	0:11,623	0:44,139	0:12,830	0:19,517	0:11,719	0:44,411	0:12,817	0:19,772	0:11,789
Runde 1	1:05,320	0:22,459	0:27,515	0:15,346	1:01,158	0:20,780	0:25,717	0:14,661	1:02,385	0:19,893	0:27,654	0:14,838
Runde 2	0:57,502	0:17,412	0:24,804	0:15,286	0:47,852	0:15,588	0:20,252	0:12,012	0:48,973	0:14,852	0:21,539	0:12,582
Runde 3	0:53,770	0:16,108	0:23,497	0:14,165	0:44,644	0:12,988	0:19,797	0:11,859	0:45,510	0:13,221	0:20,185	0:12,104
Runde 4	0:51,434	0:15,380	0:22,662	0:13,392	0:45,401	0:13,812	0:19,764	0:11,825	0:45,104	0:13,140	0:19,951	0:12,013
Runde 5	0:48,456	0:14,231	0:21,688	0:12,537	0:44,423	0:12,830	0:19,708	0:11,885	0:45,148	0:13,222	0:19,925	0:12,001
Runde 6	0:45,638	0:14,088	0:19,672	0:11,878	1:10,355	0:13,291	0:19,705	0:37,359	0:44,831	0:12,980	0:20,062	0:11,789
Runde 7	0:44,690	0:13,218	0:19,698	0:11,774	0:45,919	0:14,171	0:19,857	0:11,891	0:44,411	0:12,817	0:19,772	0:11,822
Runde 8	0:44,603	0:12,777	0:20,146	0:11,680	0:44,139	0:12,903	0:19,517	0:11,719	0:44,561	0:12,884	0:19,810	0:11,867
Runde 9	0:43,948	0:12,668	0:19,657	0:11,623	0:47,273	0:13,600	0:21,145	0:12,528	0:44,825	0:12,958	0:19,955	0:11,912
Runde 10	0:44,002	0:12,713	0:19,578	0:11,711	0:45,324	0:12,963	0:20,395	0:11,966	0:44,782	0:12,916	0:20,006	0:11,860
Runde 11	0:43,915	0:12,708	0:19,529	0:11,678	0:14,510 0:20,056				0:44,740	0:12,993	0:19,913	0:11,834
Runde 12	0:43,666	0:12,639	0:19,392	0:11,635					0:44,639	0:12,818	0:19,923	0:11,898
Runde 13									0:44,559	0:12,818	0:19,818	0:11,923

Warm Up Pre-Finale A DSKC (KZ2)

Strecke / track: 1107m
started: 16 classified: 16 not classified: 0

Pos	Str. Nr.	Fahrer Driver	Nation	Bewerber / Sponsor	Nation	Lizenz R-Lizenz	Chassis / Motor / Reifen	Runden Laps	Differenz	Abstand Gap	beste Runde best Lap	in R. in L.	Geschw. n Speed
1	334	DOORN, Coen	NLD	A.K. Doorn	NLD	40347 42349	Kart Republic / TM Racing / Vega	13			0:43,094	11	92,5 km/h
2	330	RIED, Jonas	DEU	Solgat Motorsport	DEU	IKB1167350 KBF1079882	Birel Art / TM Racing / Vega	12	0:00,124	0:00,124	0:43,218	12	92,2 km/h
3	340	LUKASCHEWSKY, Karl	DEU	SRP Racing Team	DEU	1194842 KBF1156791	Maranello / TM Racing / Vega	7	0:00,161	0:00,037	0:43,255	7	92,1 km/h
4	320	MÜLLER, Julian	DEU	Mach1 Motorsport	DEU	IKC1137671 KBF1005514	Mach 1 / TM Racing / Vega	12	0:00,182	0:00,021	0:43,276	8	92,1 km/h
5	332	DRESEN, Andreas	DEU	SRP Racing Team	DEU	KBF1156791 46098	Maranello / TM Racing / Vega	7	0:00,415	0:00,233	0:43,509	7	91,6 km/h
6	316	HUETING, Brio	NLD	SRP Racing Team	DEU	KBF1156791 42517	Maranello / TM Racing / Vega	13	0:00,479	0:00,064	0:43,573	11	91,5 km/h
7	351	SMEETS, Jesse	NLD	Jesse Smeets	NLD	42517	CRG / TM Racing / Vega	6	0:00,621	0:00,142	0:43,715	6	91,2 km/h
8	311	PREIBISCH, Marius	DEU	Bamberger Karttracing	DEU	IKC1181135 KBF1197896	Lenzokart / LKE / Vega	13	0:00,703	0:00,082	0:43,797	13	91,0 km/h
9	312	STUMPF, Stephen	DEU	Solgat Motorsport	DEU	IKC1106930 KBF1079882	Birel Art / TM Racing / Vega	11	0:00,805	0:00,102	0:43,899	11	90,8 km/h
10	329	REIBÖCK, Lukas	AUT	BIREL ART RACING KSW	AUT	JK2158 BK102	Birel Art / TM Racing / Vega	11	0:00,823	0:00,018	0:43,917	8	90,7 km/h
11	354	KROGH, Gustav	DNK	RS Competition	DNK	69574 36053	Tony Kart / Vortex / Vega	12	0:00,917	0:00,094	0:44,011	12	90,6 km/h
12	335	BEYERLEIN, Patrick	DEU	BEYMO-Karttracing	DEU	IKC1041625 KBF1160795	CRG / TM Racing / Vega	12	0:01,065	0:00,148	0:44,159	12	90,2 km/h
13	350	STEEN, Bas	NLD	Bas Steen	NLD	31350 31350	CKR / TM Racing / Vega	5	0:01,476	0:00,411	0:44,570	5	89,4 km/h
14	336	SJÖGREN, Tobias	SWE	Mach1 Motorsport	DEU	27620 KBF1005514	Mach 1 / TM Racing / Vega	8	0:01,513	0:00,037	0:44,607	6	89,3 km/h
15	321	NELLES, Mika	DEU	DS Kartsport	DEU	IKC1177154 KBF1154357	Mach 1 / TM Racing / Vega	3	0:01,945	0:00,432	0:45,039	3	88,5 km/h
16	309	GREIF, Toni	DEU	Solgat Motorsport	DEU	IKB1096240 KBF1079882	Birel Art / TM Racing / Vega	3	0:04,449	0:02,504	0:47,543	3	83,8 km/h

Rennleitung: Dieter Bringsken Racedirektor: Horst Seidel / Uwe Fuchs
Sportkommissare: Nikolas Spaderna / Ulrich Bell
Techn. Kommissare: M. Grasshoff / C. Schmidt / H.G. Höfler / M. Ambrosius
Zeitnahme: KART-DATA timing service Franz Schieszler / Manuela Hintner

Warm Up Pre-Finale A DSKG (KZ2)

Fahrename Driver	Doorn Coen	Ried Jonas	Lukaschewsky Karl	Müller Julian	Dresen Andreas	Huetting Brio	Smeets Jesse	Preibisch Marius	Stumpf Stephen	Reiböck Lukas	Krogh Gustav	Beyerlein Patrick
schnellste Runde	0:43,094 Rn. 11	0:43,218 Rn. 12	0:43,255 Rn. 7	0:43,276 Rn. 8	0:43,509 Rn. 7	0:43,573 Rn. 11	0:43,715 Rn. 6	0:43,797 Rn. 13	0:43,899 Rn. 11	0:43,917 Rn. 8	0:44,011 Rn. 12	0:44,159 Rn. 12
Speed	92,5 km/h	92,2 km/h	92,1 km/h	92,1 km/h	91,6 km/h	91,5 km/h	91,2 km/h	91,0 km/h	90,8 km/h	90,7 km/h	90,6 km/h	90,2 km/h
Lap 1	1:14,748	1:21,835	1:06,453	0:59,120	1:10,055	1:01,431	0:44,275	1:02,607	1:14,307	1:03,199	1:04,083	1:12,271
Lap 2	0:47,853	1:00,090	0:50,123	0:48,821	0:58,301	0:49,217	1:27,971	0:52,494	0:53,185	0:52,816	0:54,024	0:58,393
Lap 3	0:44,439	0:54,361	0:45,271	0:45,334	0:54,047	0:46,048	0:43,895	0:46,901	0:48,170	0:45,777	0:46,065	0:46,486
Lap 4	0:43,952	0:51,858	0:43,964	0:44,134	0:51,479	0:44,693	0:43,764	0:49,688	0:45,225	0:45,058	0:44,968	0:46,577
Lap 5	0:43,672	0:49,776	0:43,479	0:43,511	0:45,726	0:45,006	0:43,761	0:44,542	0:44,603	0:45,375	0:44,806	0:45,041
Lap 6	0:43,375	0:49,268	0:43,378	0:43,459	0:44,195	0:44,137	<u>0:43,715</u>	0:44,132	0:44,168	0:44,808	0:44,830	0:44,726
Lap 7	0:44,128	0:47,388	<u>0:43,255</u>	0:44,114	<u>0:43,509</u>	0:44,051		0:44,291	0:46,142	0:44,296	0:44,978	0:44,971
Lap 8	0:43,227	0:46,680		<u>0:43,276</u>		0:43,771		0:44,403	0:49,160	<u>0:43,917</u>	0:44,235	0:44,776
Lap 9	0:45,042	0:44,817		0:43,652		0:43,661		0:44,764	0:44,343	0:59,269	0:47,533	0:45,026
Lap 10	0:43,421	0:43,694		0:49,297		0:43,717		0:44,045	0:44,427	0:44,749	0:44,555	0:44,297
Lap 11	<u>0:43,094</u>	0:43,352		1:15,703		<u>0:43,573</u>		0:43,869	<u>0:43,899</u>	0:44,262	0:44,243	0:44,524
Lap 12	0:43,151	<u>0:43,218</u>		0:45,277		0:43,593		0:43,904			<u>0:44,011</u>	<u>0:44,159</u>
Lap 13	0:43,139					0:43,718		<u>0:43,797</u>				

1st round
07-09/08

DMSB
ADAC-KARTRENNEN KERPEN

DKM

DEUTSCHE KART-MEISTERSCHAFT 2020

DMSB-Reg.No.K-11 365/20

Warm Up Pre-Finale A DSKC (KZ2)

Fahrername Driver	Steen Bas	Siögren Tobias	Nelles Mika	Greif Toni
schnellste Runde in Runde	0:44,570 Rn. 5	0:44,607 Rn. 6	0:45,039 Rn. 3	0:47,543 Rn. 3
Speed	89,4 km/h	89,3 km/h	88,5 km/h	83,8 km/h
Lap 1	1:03,087	1:04,257	1:06,386	1:13,046
Lap 2	0:52,942	0:54,108	0:53,967	0:57,856
Lap 3	0:47,389	0:49,392	0:45,039	0:47,543
Lap 4	0:44,959	0:45,864		
Lap 5	0:44,570	0:46,230		
Lap 6		0:44,607		
Lap 7		0:44,666		
Lap 8		0:46,643		
Lap 9				
Lap 10				
Lap 11				
Lap 12				
Lap 13				

1st Round
07-08/08




ADAC-KARTRENNEN KERPEN

DMSB-Reg.No.K-11365/20

DEUTSCHE KART-MEISTERSCHAFT 2020

Warm Up Pre-Finale A DSKC (K22)

Ziel		Sektion 1		Sektion 2		Sektion 3	
Fahrername	Zeit	Fahrername	Zeit	Fahrername	Zeit	Fahrername	Zeit
1 334 Doorn,Coen	0:43,094	334 Doorn,Coen	0:12,495	320 Müller,Julian	0:19,098	330 Ried,Jonas	0:11,367
2 330 Ried,Jonas	0:43,218	340 Lukaszewsky,Karl	0:12,532	340 Lukaszewsky,Karl	0:19,133	334 Doorn,Coen	0:11,433
3 340 Lukaszewsky,Karl	0:43,255	330 Ried,Jonas	0:12,553	334 Doorn,Coen	0:19,147	340 Lukaszewsky,Karl	0:11,482
4 320 Müller,Julian	0:43,276	320 Müller,Julian	0:12,591	330 Ried,Jonas	0:19,209	320 Müller,Julian	0:11,493
5 332 Dresen,Andreas	0:43,509	316 Huefing,Brio	0:12,643	332 Dresen,Andreas	0:19,303	332 Dresen,Andreas	0:11,548
6 316 Huefing,Brio	0:43,573	332 Dresen,Andreas	0:12,658	316 Huefing,Brio	0:19,307	316 Huefing,Brio	0:11,566
7 351 Smeets,Jesse	0:43,715	354 Krogh,Gustav	0:12,679	311 Preibisch,Marius	0:19,326	312 Stumpf,Stephen	0:11,620
8 311 Preibisch,Marius	0:43,797	329 Reiböck,Lukas	0:12,682	335 Beyerlein,Patrick	0:19,535	311 Preibisch,Marius	0:11,632
9 312 Stumpf,Stephen	0:43,899	312 Stumpf,Stephen	0:12,735	312 Stumpf,Stephen	0:19,544	329 Reiböck,Lukas	0:11,688
10 329 Reiböck,Lukas	0:43,917	311 Preibisch,Marius	0:12,775	329 Reiböck,Lukas	0:19,547	354 Krogh,Gustav	0:11,749
11 354 Krogh,Gustav	0:44,011	335 Beyerlein,Patrick	0:12,813	354 Krogh,Gustav	0:19,556	335 Beyerlein,Patrick	0:11,778
12 335 Beyerlein,Patrick	0:44,159	336 Sjögren,Tobias	0:12,826	336 Sjögren,Tobias	0:19,666	350 Steen,Bas	0:11,811
13 350 Steen,Bas	0:44,570	350 Steen,Bas	0:12,949	350 Steen,Bas	0:19,697	336 Sjögren,Tobias	0:11,988
14 336 Sjögren,Tobias	0:44,607	321 Nelles,Mika	0:13,143	321 Nelles,Mika	0:19,867	321 Nelles,Mika	0:12,029
15 321 Nelles,Mika	0:45,039	309 Greif,Toni	0:13,409	309 Greif,Toni	0:20,429	309 Greif,Toni	0:12,828
16 309 Greif,Toni	0:47,543	351 Smeets,Jesse		351 Smeets,Jesse		351 Smeets,Jesse	

Warm Up Pre-Finale A DSKC (K22)

Die schnellsten Zeiten

Ort	Nr. Fahrername	Zeit	Streckenl.	ø Speed
Ziel	334 Doorn,Coen	0:43,094	1107 m	92,5 km/h
Sektion 1	334 Doorn,Coen	0:12,495	329 m	94,8 km/h
Sektion 2	320 Müller,Julian	0:19,098	475 m	89,5 km/h
Sektion 3	330 Ried,Jonas	0:11,367	303 m	96,0 km/h

	Smr.334 Doorn,Coen NLD A.K. Doorn				Smr.330 Ried,Jonas DEU Solgat Motorsport				Smr.340 Lukaszewsky,Karl DEU SRP Racing Team				Smr.320 Müller,Julian DEU Mach1 Motorsport				Smr.332 Dresen,Andreas DEU SRP Racing Team			
	theoretisch mögliche Bestzeit 0:43,075		theoretisch mögliche Bestzeit 0:43,129		theoretisch mögliche Bestzeit 0:43,147		theoretisch mögliche Bestzeit 0:43,182		theoretisch mögliche Bestzeit 0:43,147		theoretisch mögliche Bestzeit 0:43,147		theoretisch mögliche Bestzeit 0:43,182		theoretisch mögliche Bestzeit 0:43,509					
best	Ziel	Sektion 1	Sektion 2	Sektion 3	Ziel	Sektion 1	Sektion 2	Sektion 3	Ziel	Sektion 1	Sektion 2	Sektion 3	Ziel	Sektion 1	Sektion 2	Sektion 3	Ziel	Sektion 1	Sektion 2	Sektion 3
Runde 1	0:43,094	0:12,495	0:19,147	0:11,433	0:43,218	0:12,553	0:19,209	0:11,367	0:43,255	0:12,532	0:19,133	0:11,482	0:43,276	0:12,591	0:19,098	0:11,493	0:43,509	0:12,658	0:19,303	0:11,548
Runde 2	1:14,748	0:25,179	0:31,674	0:17,895	1:21,835	0:27,727	0:34,482	0:19,626	1:06,453	0:20,859	0:28,158	0:17,436	0:59,120	0:21,837	0:23,789	0:13,494	1:10,055	0:23,970	0:28,248	0:17,837
Runde 3	0:47,853	0:15,007	0:20,654	0:12,192	1:00,090	0:18,414	0:26,589	0:15,087	0:50,123	0:15,443	0:22,354	0:12,326	0:48,821	0:14,685	0:21,482	0:12,654	0:58,301	0:18,322	0:25,515	0:14,464
Runde 4	0:44,439	0:12,980	0:19,737	0:11,722	0:54,361	0:16,276	0:24,163	0:13,922	0:45,271	0:13,128	0:19,796	0:12,347	0:45,334	0:13,479	0:19,971	0:11,884	0:54,047	0:16,073	0:24,443	0:13,531
Runde 5	0:43,952	0:12,744	0:19,534	0:11,674	0:51,858	0:15,167	0:23,181	0:13,510	0:43,964	0:12,871	0:19,422	0:11,671	0:44,134	0:12,879	0:19,543	0:11,712	0:51,479	0:15,451	0:22,964	0:13,064
Runde 6	0:43,672	0:12,669	0:19,413	0:11,590	0:49,776	0:14,735	0:21,853	0:13,188	0:43,479	0:12,576	0:19,341	0:11,562	0:43,511	0:12,643	0:19,290	0:11,578	0:45,726	0:13,461	0:20,125	0:12,140
Runde 7	0:44,128	0:12,561	0:19,250	0:11,480	0:49,268	0:14,298	0:22,275	0:12,695	0:43,378	0:12,579	0:19,252	0:11,547	0:43,459	0:12,631	0:19,269	0:11,559	0:44,195	0:12,835	0:19,632	0:11,728
Runde 8	0:43,227	0:12,588	0:19,189	0:11,450	0:47,388	0:14,321	0:20,455	0:12,612	0:43,255	0:12,532	0:19,241	0:11,482	0:44,114	0:12,591	0:19,796	0:11,727	0:43,509	0:12,658	0:19,303	0:11,548
Runde 9	0:45,042	0:13,565	0:19,875	0:11,602	0:46,680	0:13,987	0:20,652	0:12,041		0:12,608	0:19,133		0:43,276	0:12,685	0:19,098	0:11,493				
Runde 10	0:43,421	0:12,706	0:19,234	0:11,481	0:44,817	0:13,030	0:19,898	0:11,889					0:43,652	0:12,687	0:19,404	0:11,561				
Runde 11	0:43,094	0:12,495	0:19,155	0:11,444	0:43,694	0:12,796	0:19,355	0:11,543					0:49,297	0:15,112	0:22,420	0:11,765				
Runde 12	0:43,151	0:12,543	0:19,147	0:11,461	0:43,352	0:12,648	0:19,209	0:11,495					1:15,703	0:12,595	0:19,168	0:11,493				
Runde 13	0:43,139	0:12,558	0:19,148	0:11,433	0:43,218	0:12,553	0:19,298	0:11,367					0:45,277	0:13,760	0:19,287	0:12,230				

Warm Up Pre-Finale A DSKC (KZZ)

Die schnellsten Zeiten

Ort	Nr. Fahrername	Zeit	Streckenl.	ø Speed
Ziel	334 Doorn,Coen	0:43,094	1107 m	92,5 km/h
Sektion 1	334 Doorn,Coen	0:12,495	329 m	94,8 km/h
Sektion 2	320 Müller,Julian	0:19,098	475 m	89,5 km/h
Sektion 3	330 Ried,Jonas	0:11,367	303 m	96,0 km/h

	Smr.316 Huetting,Brio NLD SRP Racing Team				Smr.351 Smeets,Jesse NLD Jesse Smeets				Smr.311 Preibisch,Marius DEU Bamberger Karttracing				Smr.312 Stumpf,Stephen DEU Solgat Motorsport				Smr.329 Reiböck,Lukas AUT BIREL ART RACING KSW				
	theoretisch mögliche Bestzeit	Ziel	Sektion 1	Sektion 2	Sektion 3	theoretisch mögliche Bestzeit	Ziel	Sektion 1	Sektion 2	Sektion 3	theoretisch mögliche Bestzeit	Ziel	Sektion 1	Sektion 2	Sektion 3	theoretisch mögliche Bestzeit	Ziel	Sektion 1	Sektion 2	Sektion 3	
best	0:43,573	0:12,643	0:19,307	0:11,566	0:43,715	0:43,715	0:43,797	0:12,775	0:19,326	0:11,632	0:43,899	0:12,735	0:19,544	0:11,620	0:43,917	0:12,682	0:19,547	0:11,688			
Runde 1	1:01,431	0:22,157	0:25,002	0:14,272	0:44,275	0:44,275	1:02,607	0:23,474	0:24,922	0:14,211	1:14,307	0:24,218	0:30,944	0:19,145	1:03,199	0:21,921	0:26,523	0:14,755			
Runde 2	0:49,217	0:14,758	0:21,564	0:12,895	1:27,971	1:27,971	0:52,494	0:15,384	0:23,475	0:13,635	0:53,185	0:16,250	0:23,444	0:13,491	0:52,816	0:15,316	0:23,763	0:13,737			
Runde 3	0:46,048	0:13,711	0:20,210	0:12,127	0:43,895	0:43,895	0:46,901	0:14,145	0:20,226	0:12,530	0:48,170	0:15,039	0:20,912	0:12,219	0:45,777	0:13,493	0:20,144	0:12,140			
Runde 4	0:44,693	0:13,068	0:19,731	0:11,894	0:43,764	0:43,764	0:49,688	0:15,378	0:22,225	0:12,085	0:45,225	0:13,178	0:20,104	0:11,943	0:45,058	0:13,000	0:19,845	0:12,213			
Runde 5	0:45,006	0:13,056	0:20,036	0:11,914	0:43,761	0:43,761	0:44,542	0:13,088	0:19,626	0:11,828	0:44,603	0:12,999	0:19,745	0:11,859	0:45,375	0:13,056	0:20,363	0:11,956			
Runde 6	0:44,137	0:12,892	0:19,549	0:11,696	0:43,715	0:43,715	0:44,132	0:12,947	0:19,473	0:11,712	0:44,168	0:12,892	0:19,580	0:11,696	0:44,808	0:12,824	0:19,835	0:12,149			
Runde 7	0:44,051	0:12,830	0:19,550	0:11,671			0:44,291	0:12,843	0:19,554	0:11,894	0:46,142	0:12,806	0:19,613	0:13,723	0:44,296	0:12,851	0:19,643	0:11,802			
Runde 8	0:43,771	0:12,725	0:19,402	0:11,644			0:44,403	0:13,264	0:19,392	0:11,747	0:49,160	0:17,096	0:20,228	0:11,836	0:43,917	0:12,682	0:19,547	0:11,688			
Runde 9	0:43,661	0:12,711	0:19,343	0:11,607			0:44,764	0:13,185	0:19,915	0:11,664	0:44,343	0:12,840	0:19,666	0:11,837	0:59,269	0:17,421	0:28,502	0:13,346			
Runde 10	0:43,717	0:12,737	0:19,393	0:11,587			0:44,045	0:12,845	0:19,471	0:11,729	0:44,427	0:12,778	0:19,942	0:11,707	0:44,749	0:13,226	0:19,737	0:11,786			
Runde 11	0:43,573	0:12,643	0:19,307	0:11,623			0:43,869	0:12,857	0:19,353	0:11,659	0:43,899	0:12,735	0:19,544	0:11,620	0:44,262	0:12,821	0:19,582	0:11,859			
Runde 12	0:43,593	0:12,704	0:19,323	0:11,566			0:43,904	0:12,775	0:19,497	0:11,632											
Runde 13	0:43,718	0:12,675	0:19,360	0:11,683			0:43,797	0:12,780	0:19,326	0:11,691											

Warm Up Pre-Finale A DSKC (K22)

Die schnellsten Zeiten

Ort	Nr. Fahrername	Zeit	Streckenl.	Ø Speed
Ziel	334 Doorn,Coen	0:43,094	1107 m	92,5 km/h
Sektion 1	334 Doorn,Coen	0:12,495	329 m	94,8 km/h
Sektion 2	320 Müller,Julian	0:19,098	475 m	89,5 km/h
Sektion 3	330 Ried,Jonas	0:11,367	303 m	96,0 km/h

Runde	Smr.354 Krogh,Gustav DNK RS Competition			Smr.335 Beyerlein,Patrick DEU BEYMO-Karttracing			Smr.350 Steen,Bas NLD Bas Steen			Smr.336 Sjögren,Tobias SWE Mach1 Motorsport			Smr.321 Nelles,Mika DEU DS Kartsport		
	theoretisch mögliche Bestzeit	Ziel	Bestzeit	theoretisch mögliche Bestzeit	Ziel	Bestzeit	theoretisch mögliche Bestzeit	Ziel	Bestzeit	theoretisch mögliche Bestzeit	Ziel	Bestzeit	theoretisch mögliche Bestzeit	Ziel	Bestzeit
best	0:44,011	0:12,679	0:19,556	0:11,749	0:44,159	0:12,813	0:19,535	0:11,778	0:44,570	0:12,949	0:19,697	0:11,811	0:45,039	0:13,143	0:19,867
Runde 1	1:04,083	0:22,247	0:26,709	0:15,127	1:12,271	0:23,923	0:30,119	0:18,229	1:03,087	0:21,783	0:26,649	0:14,655	1:06,386	0:22,662	0:27,801
Runde 2	0:54,024	0:16,071	0:23,793	0:14,160	0:58,393	0:18,341	0:25,535	0:14,517	0:52,942	0:15,292	0:23,830	0:13,820	0:53,967	0:18,480	0:23,125
Runde 3	0:46,065	0:13,819	0:20,121	0:12,125	0:46,486	0:14,100	0:20,094	0:12,292	0:47,389	0:14,701	0:20,402	0:12,286	0:45,039	0:13,143	0:19,867
Runde 4	0:44,968	0:12,962	0:19,999	0:12,007	0:46,577	0:13,510	0:20,304	0:12,763	0:44,959	0:13,060	0:19,883	0:12,016	0:45,039	0:13,143	0:19,867
Runde 5	0:44,806	0:12,914	0:19,854	0:12,038	0:45,041	0:13,127	0:19,902	0:12,012	0:44,570	0:12,949	0:19,810	0:11,811	0:45,039	0:13,143	0:19,867
Runde 6	0:44,830	0:12,788	0:19,708	0:12,334	0:44,726	0:13,052	0:19,682	0:11,992		0:13,172	0:19,697		0:45,039	0:13,143	0:19,867
Runde 7	0:44,978	0:12,809	0:20,288	0:11,881	0:44,971	0:13,090	0:19,694	0:12,187					0:45,039	0:13,143	0:19,867
Runde 8	0:44,235	0:12,782	0:19,704	0:11,749	0:44,776	0:13,063	0:19,633	0:12,080					0:45,039	0:13,143	0:19,867
Runde 9	0:47,533	0:15,564	0:20,140	0:11,829	0:45,026	0:13,109	0:19,917	0:12,000					0:45,039	0:13,143	0:19,867
Runde 10	0:44,555	0:12,973	0:19,758	0:11,824	0:44,297	0:12,813	0:19,592	0:11,892					0:45,039	0:13,143	0:19,867
Runde 11	0:44,243	0:12,735	0:19,705	0:11,803	0:44,524	0:12,847	0:19,725	0:11,952					0:45,039	0:13,143	0:19,867
Runde 12	0:44,011	0:12,690	0:19,556	0:11,765	0:44,159	0:12,846	0:19,535	0:11,778					0:45,039	0:13,143	0:19,867
Runde 13			0:12,679	0:21,319											



1st Round
07-08/08



DMSB
ADAC KARTRENNEN KERPEN

DEUTSCHE KART-MEISTERSCHAFT 2020

DMSB-Reg.No. K-11365/20

Warm Up Pre-Finale A DSKC (KZ2)

Die schnellsten Zeiten

Ort	Nr. Fahrername	Zeit	Streckenl.	Ø Speed
Ziel	334 Doorn, Coen	0:43,094	1107 m	92,5 km/h
Sektion 1	334 Doorn, Coen	0:12,495	329 m	94,8 km/h
Sektion 2	320 Müller, Julian	0:19,098	475 m	89,5 km/h
Sektion 3	330 Ried, Jonas	0:11,367	303 m	96,0 km/h

Snr.309 Greif,Toni
DEU

Solgar Motorsport

theoretisch mögliche Bestzeit 0:46,666

	Ziel	Sektion 1	Sektion 2	Sektion 3
best	0:47,543	0:13,409	0:20,429	0:12,828
Runde 1	1:13,046	0:24,553	0:29,869	0:18,624
Runde 2	0:57,856	0:18,152	0:25,586	0:14,118
Runde 3	0:47,543	0:14,233	0:20,482	0:12,828
Runde 4		0:13,409	0:20,429	

	Ziel	Sektion 1	Sektion 2	Sektion 3	Ziel	Sektion 1	Sektion 2	Sektion 3	Ziel	Sektion 1	Sektion 2	Sektion 3



Pre-Finals DSKC (K22)

Pre-Final A

Pos.	No.	Driver	Nation	Bewerber / Sponsor	Nation
1	320	Müller, Julian	DEU	Mach1 Motorsport	DEU
2	334	Doorn, Coen	NLD	A.K. Doorn	NLD
3	330	Ried, Jonas	DEU	Solgat Motorsport	DEU
4	316	Huefing, Brio	NLD	SRP Racing Team	DEU
5	340	Lukaschewsky, Karl	DEU	SRP Racing Team	DEU
6	312	Stumpf, Stephen	DEU	Solgat Motorsport	DEU
7	309	Greif, Toni	DEU	Solgat Motorsport	DEU
8	332	Dresen, Andreas	DEU	SRP Racing Team	DEU
9	311	Preibisch, Marius	DEU	Bamberger Karttracing	DEU
10	329	Reiböck, Lukas	AUT	BIREL ART RACING KSW	AUT
11	336	Sjögren, Tobias	SWE	Mach1 Motorsport	DEU
12	351	Smeets, Jesse	NLD	Jesse Smeets	NLD
13	335	Beyerlein, Patrick	DEU	BEYMO-Karttracing	DEU
14	350	Steen, Bas	NLD	Bas Steen	NLD
15	354	Kroggh, Gustav	DNK	RS Competition	DNK

Pre-Final B

Pos.	No.	Driver	Nation	Bewerber / Sponsor	Nation
1	308	Voegeding, Paul	DEU	Mach1 Motorsport	DEU
2	319	Primm, Simon Connor	DEU	Valier Motorsport	DEU
3	325	Karlshøj, Lasse	DNK	LE Racing	DNK
4	339	Walter, Luca	DEU	Luca Walter	DEU
5	328	Julius-Bernhart, Jannik	DEU	SRP Racing Team	DEU
6	341	Vladic, Lukas	DEU	SRP Racing Team	DEU
7	321	Nelles, Mika	DEU	DS Kartsport	DEU
8	313	Tröger, Tim	DEU	Mach1 Motorsport	DEU
9	306	Himmels, Yannik	DEU	SRP Racing Team	DEU
10	324	Jaromin, David	DEU	AP-Racing	DEU
11	333	Feller, Silas	DEU	Millennium Racing Team	DEU
12	353	Fikse, Jeffrey	NLD	Jeffrey Fikse	NLD
13	310	Fredriksson, Lucas	SWE	JP RACING	SWE
14	327	Jonsson, Lukas	SWE	JP RACING	SWE

Rennleitung: Dieter Bringsken Racedirektor: Horst Seidel / Uwe Fuchs

Sportkommissare: Nikolas Spaderna / Ulrich Bell

Techn. Kommissare: M. Grasshoff / C. Schmidt / H.G. Höfler / M. Ambrosius

Zeitnahme: KART-DATA timing service Franz Schieszler / Manuela Hintner





8	354	RS Competition KROGH Gustav Startposition 15
7	335	BEYMO-Kartracing BEYERLEIN Patrick Startposition 13
6	336	Mach1 Motorsport SJÖGREN Tobias Startposition 11
5	311	Bamberger Kartracing PREIBISCH Marius Startposition 9
4	309	Solgat Motorsport GREIF Toni Startposition 7
3	340	SRP Racing Team LUKASCHEWSKY Karl Startposition 5
2	330	Solgat Motorsport RIED Jonas Startposition 3
1	320	Mach1 Motorsport MÜLLER Julian Startposition 1

7	350	Bas Steen STEEN Bas Startposition 14
6	351	Jesse Smeets SMEETS Jesse Startposition 12
5	329	BIREL ART RACING KSW REIBÖCK Lukas Startposition 10
4	332	SRP Racing Team DRESEN Andreas Startposition 8
3	312	Solgat Motorsport STUMPF Stephen Startposition 6
2	316	SRP Racing Team HUETING Brio Startposition 4
1	334	A.K. Doorn DOORN Coen Startposition 2



Starting Grid Pre-Final A DSKC (KZ2)

Rennen 14





7	310	JP RACING FREDRIKSSON Lucas Startposition 13
6	333	Millennium Racing Team FELLER Silas Startposition 11
5	306	SRP Racing Team HIMMELS Yannik Startposition 9
4	321	DS Kartsport NELLES Mika Startposition 7
3	328	SRP Racing Team JULIUS-BERNHART Jannik Startposition 5
2	325	LE Racing KARLSHØJ Lasse Startposition 3
1	308	Mach1 Motorsport VOEGEDING Paul Startposition 1

7	327	JP RACING JONSSON Lukas Startposition 14
6	353	Jeffrey Fikse FIKSE Jeffrey Startposition 12
5	324	AP-Racing JAROMIN David Startposition 10
4	313	Mach1 Motorsport TRÖGER Tim Startposition 8
3	341	SRP Racing Team VLADIC Lukas Startposition 6
2	339	Luca Walter WALTER Luca Startposition 4
1	319	Valier Motorsport PRIMM Simon Connor Startposition 2



Starting Grid Pre-Final B DSKC (KZ2)

Rennen 15



Ranking Qualifying Heats DSKC (KZ2)

Strecke / track: 1107m

fastest Race Lap from Toni Greif in Heat 1 / Lap 7 in 0:43,047

Pos	Str. Nr.	Fahrer Driver	Nation	Bewerber / Sponsor	Nation	Lizenz B-Lizenz	Chassis / Motor / Reifen	Punkte Points	Quali POS	Lauf Heat	Pos	Punkte Points	Rn. Lp	Zeit	schnellste Lap	Runde in Lap
1	320	MÜLLER, Julian	DEU	Mach1 Motorsport	DEU	IKC1137671 KBF1005514	Mach 1 / TM Racing / Vega	2	4	2	2	14	14	10:15,440	0:43,095	7
2	308	VOEGEDING, Paul	DEU	Mach1 Motorsport	DEU	IKB1132472 KBF1005514	Mach 1 / TM Racing / Vega	5	8	1	1	14	14	10:11,508	0:43,057	6
3	334	DOORN, Coen	NLD	A.K. Doorn	NLD	40347 42349	Kart Republic / TM Racing / Vega	6	1	2	1	14	14	10:13,897	0:43,075	12
4	319	PRIMM, Simon Connor	DEU	Valier Motorsport	DEU	IKC171081 KBF1063735	KR / TM Racing / Vega	10	7	2	3	14	14	10:19,364	0:43,348	10
5	330	RIED, Jonas	DEU	Solgat Motorsport	DEU	IKB1167350 KBF1079882	Birel Art / TM Racing / Vega	10	10	2	6	14	14	10:20,149	0:43,089	11
6	325	KARLSHØJ, Lasse	DNK	LE Racing	DNK	40346 39981	Kosmic / Vortex / Vega	11	15	1	3	14	14	10:17,440	0:43,430	9
7	316	HUETING, Brio	NLD	SRP Racing Team	DEU	46098 KBF1156791	Vega	15	16	2	7	14	14	10:23,041	0:43,666	11
8	339	WALTER, Luca	DEU	Luca Walter	DEU	IKC1140650 IKC1140650	Alpha Karting / TM Racing / Vega	15	18	1	4	14	14	10:18,339	0:43,475	12
9	340	LUKASCHEWSKY, Karl	DEU	SRP Racing Team	DEU	1194842 KBF1156791	Maranello / TM Racing / Vega	16	9	1	2	14	14	10:15,941	0:43,211	7
10	328	JULIUS-BERNHART, Jannik	DEU	SRP Racing Team	DEU	IKC1163143 KBF1156791	Maranello / TM Racing / Vega	17	12	1	8	14	14	10:20,334	0:43,292	13
11	312	STUMPF, Stephen	DEU	Solgat Motorsport	DEU	IKC1106930 KBF1079882	Birel Art / TM Racing / Vega	17	21	1	7	14	14	10:19,329	0:43,357	13
12	341	VLADIC, Lukas	DEU	SRP Racing Team	DEU	IKC1191160 KBF1156791	Maranello / TM Racing / Vega	17	24	1	5	14	14	10:18,496	0:43,340	10
13	309	GREIF, Toni	DEU	Solgat Motorsport	DEU	IKB1096240 KBF1079882	Birel Art / TM Racing / Vega	19	5	1	16	13	14	9:30,920	0:43,047	7
14	321	NELLES, Mika	DEU	DS Kartsport	DEU	IKC1177154 KBF1154357	Mach 1 / TM Racing / Vega	20	17	1	10	14	14	10:24,564	0:43,528	6
15	332	DRESEN, Andreas	DEU	SRP Racing Team	DEU	IKC1177154 KBF1156791	Maranello / TM Racing / Vega	23	11	1	6	14	12	10:18,768	0:43,246	7
16	313	TRÖGER, Tim	DEU	Mach1 Motorsport	DEU	IKC1132554 KBF1005514	Mach 1 / TM Racing / Vega	24	2	1	-	22	DSQ	-	-	-
17	311	PREIBISCH, Marius	DEU	Bamberger Karttracing	DEU	IKC1181135 KBF1197896	Lenzokart / LKE / Vega	24	20	1	13	13	14	10:33,858	0:43,798	11
18	306	HIMMELS, Yannik	DEU	SRP Racing Team	DEU	IKC1147857 KBF1156791	Maranello / TM Racing / Vega	26	3	3	11	14	14	10:31,288	0:44,158	8
19	329	REIBÖCK, Lukas	AUT	BIREL ART RACING KSW	AUT	JK2158 BK102	Birel Art / TM Racing / Vega	26	19	1	-	22	DSQ	-	-	-
20	324	JAROMIN, David	DEU	AP-Racing	DEU	IKC1176826 KBF1205799	Birel Art / TM Racing / Vega	27	6	2	17	14	14	10:32,080	0:43,636	10
21	336	SJÖGREN, Tobias	SWE	Mach1 Motorsport	DEU	27620 KBF1005514	Mach 1 / TM Racing / Vega	27	13	3	9	9	14	10:26,045	0:43,756	7
22	333	FELLER, Silas	DEU	Millennium Racing Team	DEU	IKC1177256 KBF1095578	Tony Kart / Vortex / Vega	27	22	1	11	14	14	10:24,613	0:43,101	12
23	351	SMEETS, Jesse	NLD	Jesse Smeets	NLD	42517 42517	CRG / TM Racing / Vega	28	14	2	16	14	14	10:31,888	0:43,474	8
24	353	FIKSE, Jeffrey	NLD	Jeffrey Fikse	NLD	40615 40615	CRG / TM Racing / Vega	28	23	2	5	14	14	10:19,948	0:43,310	10
25	335	BEYERLEIN, Patrick	DEU	BEYMO-Kartracing	DEU	IKC1041625 KBF1160795	CRG / TM Racing / Vega	28	26	2	15	15	14	10:30,977	0:43,505	9
26	310	FREDRIKSSON, Lucas	SWE	JP RACING	SWE	t,b,a, 105	Exprit / Vortex / Vega	28	28	3	12	12	14	10:31,540	0:43,886	11
27	350	STEEN, Bas	NLD	Bas Steen	NLD	31350 31350	CKR / TM Racing / Vega	32	25	1	9	9	14	10:24,075	0:43,791	12
28	327	JONSSON, Lukas	SWE	JP RACING	SWE	96287 105	Exprit / Vortex / Vega	32	29	1	12	12	14	10:24,850	0:43,408	11
29	354	KROGH, Gustav	DNK	RS Competition	DNK	69574 36053	Tony Kart / Vortex / Vega	36	27	3	16	14	14	10:36,221	0:43,759	12
										1	15	15	14	10:42,385	0:43,728	11
										3	13	13	14	10:31,885	0:44,006	9
										2	13	13	14	10:29,275	0:43,820	14
										3	15	15	14	10:32,818	0:43,990	7
										2	18	18	14	10:35,308	0:43,816	11
										3	14	14	14	10:32,281	0:44,073	9
										1	14	14	14	10:36,265	0:44,412	7
										3	18	18	7	5:31,687	0:45,562	4
										1	17	17	4	3:05,752	0:44,611	4
										2	19	19	5	3:52,342	0:44,241	4

Rennleitung: Dieter Bringsken Racedirektor: Horst Seidel / Uwe Fuchs

Sportkommissare: Nikolas Spaderna / Ulrich Bell





Ranking Qualifying Heats DSKC (KZ2)

Strecke / track: 1107m

fastest Race Lap from Toni Greif in Heat 1 / Lap 7 in 0:43,047

Pos	Str. Nr.	Fahrer Driver	Nation	Bewerber / Sponsor	Nation	Lizenz B-Lizenz	Chassis / Motor / Reifen	Punkte Points	Quali POS	Lauf Heat	Pos	Punkte Points	Rn. Lp	Zeit Time	schnellste Runde fastest Lap	in Runde in Lap
-----	----------	---------------	--------	--------------------	--------	-----------------	--------------------------	---------------	-----------	-----------	-----	---------------	--------	-----------	------------------------------	-----------------

Techn. Kommissare: M. Grasshoff / C. Schmidt / H.G. Höfler / M. Ambrosius

Zeitnahme: KART-DATA timing service Franz Schieszler / Manuela Hintner



R 10 DSKC (KZ2) Heat 3 A <> B

Strecke / track: 1107m

fastest Lap Jonas RIED at: 0:43,232

started: 20 classified: 19 not classified: 1 excluded: 1

Pos	Stf. Nr.	Fahrer Driver	Nation	Bewerber / Sponsor	Nation	Lizenz R-Lizenz	Chassis / Motor / Reifen	Points	Penalty	Runden Laps	Gesamtzeit Differenz	Abstand Gap	beste Runde best Lap	in N. in L.	o Geschw. o Speed
1	320	MÜLLER, Julian	DEU	Mach1 Motorsport	DEU	IKC1137671 KBF1005514	Mach 1 / TM Racing / Vega	0		14	10:16,528		0:43,300	10	90,2 km/h 92 km/h
2	313	TRÖGER, Tim	DEU	Mach1 Motorsport	DEU	IKC1132554 KBF1005514	Mach 1 / TM Racing / Vega	2		14	10:20,094 0:01,566	0:01,566	0:43,438	8	90 km/h 91,7 km/h
3	309	GREIF, Toni	DEU	Solgat Motorsport	DEU	IKB1096240 KBF1079882	Birel Art / TM Racing / Vega	3		14	10:20,555 0:02,027	0:00,461	0:43,469	10	89,9 km/h 91,7 km/h
4	330	RIED, Jonas	DEU	Solgat Motorsport	DEU	IKB1167350 KBF1079882	Birel Art / TM Racing / Vega	4		14	10:20,806 0:02,278	0:00,251	0:43,232	9	89,9 km/h 92,2 km/h
5	308	VOEGEDING, Paul	DEU	Mach1 Motorsport	DEU	IKB1132472 KBF1005514	Mach 1 / TM Racing / Vega	5		14	10:21,347 0:02,819	0:00,541	0:43,439	10	89,8 km/h 91,9 km/h
6	334	DOORN, Coen	NLD	A.K. Doorn	NLD	40347 42349	Kart Republic / TM Racing / Vega	6		14	10:22,178 0:03,650	0:00,831	0:43,461	9	89,7 km/h 91,7 km/h
7	319	PRIMM, Simon Connor	DEU	Valier Motorsport	DEU	IKC1171081 KBF1063735	KR / TM Racing / Vega	7		14	10:22,417 0:03,889	0:00,239	0:43,344	12	89,6 km/h 91,9 km/h
8	316	HUETING, Brio	NLD	SRP Racing Team	DEU	46098 KBF1156791	Maranello / TM Racing / Vega	8		14	10:25,376 0:06,848	0:02,959	0:43,742	12	89,2 km/h 91,1 km/h
9	329	REIBÖCK, Lukas	AUT	BIREL ART RACING KSW	AUT	JK2158 BK102	Birel Art / TM Racing / Vega	9		14	10:26,045 0:07,517	0:00,669	0:43,756	7	89,1 km/h 91,1 km/h
10	321	NELLES, Mika	DEU	DS Kartsport	DEU	IKC1177154 KBF1154357	Mach 1 / TM Racing / Vega	10		14	10:30,309 0:11,781	0:04,264	0:43,779	11	88,5 km/h 91 km/h
11	311	PREIBISCH, Marius	DEU	Bamberger Karttracing	DEU	IKC1181135 KBF1197896	Lenzokart / LKE / Vega	11		14	10:31,288 0:12,760	0:00,979	0:44,158	8	88,4 km/h 90,2 km/h
12	333	FELLER, Silas	DEU	Millennium Racing Team	DEU	IKC1177256 KBF1095578	Tony Kart / Vortex / Vega	12		14	10:31,540 0:13,012	0:00,252	0:43,886	11	88,3 km/h 90,8 km/h
13	335	BEYERLEIN, Patrick	DEU	BEYMO-Kartracing	DEU	IKC1041625 KBF1160795	CRG / TM Racing / Vega	13		14	10:31,885 0:13,357	0:00,345	0:44,006	9	88,3 km/h 90,6 km/h
14	350	STEEN, Bas	NLD	Bas Steen	NLD	31350	CKR / TM Racing / Vega	14		14	10:32,281 0:14,290	0:00,396	0:44,073	9	88,2 km/h 90,4 km/h
15	310	FREDRIKSSON, Lucas	SWE	JP RACING	SWE	1,b,a, 105	Exprit / Vortex / Vega	15		14	10:32,818 0:14,290	0:00,537	0:43,990	7	88,2 km/h 90,6 km/h
16	353	FIKSE, Jeffrey	NLD	Jeffrey Fikse	NLD	40615 40615	CRG / TM Racing / Vega	16	5 sec.	14	10:36,221 0:17,693	0:03,403	0:43,759	12	87,7 km/h 91,1 km/h
17	332	DRESEN, Andreas	DEU	SRP Racing Team	DEU	96287 KBF1156791	Maranello / TM Racing / Vega	17		12	8:54,630 2 R	2 R	0:43,402	11	89,4 km/h 91,8 km/h
18	327	JONSSON, Lukas	SWE	JP RACING	SWE	105	Exprit / Vortex / Vega	18		7	5:31,687 7 R	5 R	0:45,562	4	84,1 km/h 87,5 km/h
19	351	SMEETS, Jesse	NLD	Jesse Smeets	NLD	42517 42517	CRG / TM Racing / Vega	19		4	3:04,811 10 R	3 R	0:44,100	4	86,3 km/h 90,4 km/h
the following drivers are disqualified															
DSQ	336	SJÖGREN, Tobias	SWE	Mach1 Motorsport	DEU	27620 KBF1005514	Mach 1 / TM Racing / Vega	22		DSQ	disqualified				

StNr. 353 5 sec penalty Frontfaring

StNr. 336 Disqualifikation from the Heat

Rennleitung: Dieter Bringsken Racedirektor: Horst Seidel / Uwe Fuchs

Sportkommissare: Nikolas Spaderna / Ulrich Bell

Techn. Kommissare: M. Grasshoff / C. Schmidt / H.G. Höfler / M. Ambrosius

Zeitnahme: KART-DATA timing service Franz Schieszler / Manuela Hintner

Zeitnahme / timekeeping
control
Schieszler
Franz Schieszler

freigegeben: 17:40:53

R 10 DSKC (KZ2) Heat 3 A < > B

Fahrername Driver	Müller Julian	Tröger Tim	Greif Toni	Ried Jonas	Voegeding Paul	Doorn Coen	Primm Simon Connor	Huetting Brio	Reiböck Lukas	Siögren Tobias	Nelles Mika	Fikse Jeffrey
schnellste Runde	0:43,300 Rn. 10	0:43,438 Rn. 8	0:43,469 Rn. 10	0:43,232 Rn. 9	0:43,439 Rn. 10	0:43,461 Rn. 9	0:43,344 Rn. 12	0:43,742 Rn. 12	0:43,756 Rn. 7	0:43,430 Rn. 12	0:43,779 Rn. 11	0:43,759 Rn. 12
Speed	92,0 km/h	91,7 km/h	91,7 km/h	92,2 km/h	91,7 km/h	91,7 km/h	91,9 km/h	91,1 km/h	91,1 km/h	91,8 km/h	91,0 km/h	91,1 km/h
Lap 1	0:48,125	0:47,746	0:48,566	0:48,480	0:48,138	0:48,447	0:48,010	0:48,755	0:48,958	0:49,561	0:48,967	0:49,717
Lap 2	0:44,771	0:45,086	0:45,104	0:45,160	0:45,435	0:45,410	0:45,293	0:45,163	0:45,188	0:45,171	0:45,228	0:45,836
Lap 3	0:44,117	0:44,322	0:44,193	0:44,319	0:44,502	0:44,306	0:44,652	0:44,603	0:44,527	0:44,678	0:44,692	0:44,927
Lap 4	0:43,987	0:44,068	0:44,012	0:43,940	0:43,871	0:43,732	0:43,910	0:44,252	0:44,151	0:45,072	0:44,450	0:44,172
Lap 5	0:43,703	0:44,166	0:43,786	0:44,109	0:43,738	0:43,778	0:45,302	0:44,142	0:44,196	0:43,924	0:43,991	0:44,427
Lap 6	0:43,649	0:43,721	0:43,578	0:43,429	0:43,546	0:43,652	0:43,543	0:43,844	0:43,871	0:43,798	0:44,357	0:44,159
Lap 7	0:43,496	0:43,639	0:43,583	0:43,365	0:43,551	0:43,655	0:43,550	0:43,869	0:43,756	0:44,082	0:43,995	0:44,116
Lap 8	0:43,401	0:43,438	0:43,486	0:43,276	0:43,532	0:43,541	0:43,526	0:43,880	0:43,982	0:44,125	0:44,234	0:44,217
Lap 9	0:43,464	0:43,454	0:43,484	0:43,232	0:43,444	0:43,461	0:43,643	0:43,870	0:43,830	0:44,893	0:44,872	0:44,206
Lap 10	0:43,300	0:43,507	0:43,469	0:43,320	0:43,439	0:43,521	0:43,544	0:43,961	0:43,928	0:44,041	0:44,566	0:44,096
Lap 11	0:43,465	0:43,687	0:43,476	0:43,322	0:43,481	0:43,535	0:43,412	0:43,807	0:43,835	0:43,562	0:43,779	0:44,143
Lap 12	0:43,538	0:43,611	0:43,648	0:43,546	0:44,348	0:43,673	0:43,344	0:43,742	0:43,896	0:43,430	0:44,088	0:43,759
Lap 13	0:43,487	0:44,448	0:44,367	0:44,233	0:44,099	0:45,934	0:44,315	0:44,187	0:44,444	0:43,649	0:44,386	0:44,407
Lap 14	0:44,084	0:43,682	0:43,780	0:43,887	0:43,905	0:44,010	0:44,126	0:43,901	0:43,893	0:43,489	0:44,782	0:44,589

R 10 DSKC (KZ2) Heat 3 A < > B

Fahrername Driver	Preisbisch Marius	Feller Sitas	Beyerlein Patrick	Steen Bas	Fredriksson Lucas	Dresen Andreas	Jonsson Lukas	Smeets Jesse
schnellste Runde in Runde	0:44,158 Rn. 8	0:43,886 Rn. 11	0:44,006 Rn. 9	0:44,073 Rn. 9	0:43,990 Rn. 7	0:43,402 Rn. 11	0:45,562 Rn. 4	0:44,100 Rn. 4
Speed	90,2 km/h	90,8 km/h	90,6 km/h	90,4 km/h	90,6 km/h	91,8 km/h	87,5 km/h	90,4 km/h
Lap 1	0:48,925	0:49,877	0:49,370	0:49,519	0:49,801	0:48,202	0:49,990	0:47,715
Lap 2	0:45,164	0:45,731	0:45,610	0:45,386	0:45,914	0:45,123	0:46,633	0:45,220
Lap 3	0:44,673	0:44,663	0:44,781	0:44,727	0:44,869	0:44,430	0:47,810	0:44,564
Lap 4	0:44,289	0:44,587	0:44,621	0:44,533	0:44,374	0:44,514	0:45,562	0:44,100
Lap 5	0:44,194	0:44,360	0:44,364	0:44,409	0:44,579	0:44,138	0:45,666	
Lap 6	0:44,432	0:44,222	0:44,230	0:45,301	0:44,425	0:43,700	0:45,900	
Lap 7	0:44,874	0:44,382	0:44,364	0:44,223	0:43,990	0:43,537	0:45,645	
Lap 8	0:44,158	0:44,248	0:44,291	0:44,205	0:44,029	0:43,544		
Lap 9	0:44,654	0:43,945	0:44,006	0:44,073	0:44,051	0:43,569		
Lap 10	0:44,347	0:44,928	0:44,341	0:44,247	0:44,274	0:43,518		
Lap 11	0:44,332	0:43,886	0:44,482	0:44,096	0:43,995	0:43,402		
Lap 12	0:44,237	0:44,294	0:44,324	0:44,240	0:44,148	0:43,720		
Lap 13	0:44,370	0:44,378	0:44,354	0:44,242	0:44,235			
Lap 14	0:44,815	0:44,185	0:44,642	0:44,344	0:44,626			





1st Round
07-08/08
ADAC-KARTRENNEN KERPEN

DEUTSCHE KART-MEISTERSCHAFT 2020

DMSB-Reg.No.K-11365/20

R 10 DSKC (KZ2) Heat 3 A < > B

Ziel		Sektion 1		Sektion 2		Sektion 3	
Fahrername	Zeit	Fahrername	Zeit	Fahrername	Zeit	Fahrername	Zeit
1 330 Ried,Jonas	0:43,232	330 Ried,Jonas	0:12,429	313 Tröger,Tim	0:19,177	330 Ried,Jonas	0:11,494
2 320 Müller,Julian	0:43,300	332 Dresen,Andreas	0:12,500	320 Müller,Julian	0:19,185	319 Primm,Simon Connor	0:11,551
3 319 Primm,Simon Connor	0:43,344	336 Sjögren,Tobias	0:12,501	308 Voegeding,Paul	0:19,216	334 Doorn,Coen	0:11,557
4 332 Dresen,Andreas	0:43,402	319 Primm,Simon Connor	0:12,505	332 Dresen,Andreas	0:19,223	320 Müller,Julian	0:11,562
5 336 Sjögren,Tobias	0:43,430	320 Müller,Julian	0:12,516	309 Greif,Toni	0:19,244	313 Tröger,Tim	0:11,584
6 313 Tröger,Tim	0:43,438	309 Greif,Toni	0:12,516	330 Ried,Jonas	0:19,266	309 Greif,Toni	0:11,592
7 308 Voegeding,Paul	0:43,439	308 Voegeding,Paul	0:12,532	319 Primm,Simon Connor	0:19,275	308 Voegeding,Paul	0:11,600
8 334 Doorn,Coen	0:43,461	353 Fikse,Jeffrey	0:12,559	334 Doorn,Coen	0:19,288	336 Sjögren,Tobias	0:11,613
9 309 Greif,Toni	0:43,469	329 Reiböck,Lukas	0:12,569	336 Sjögren,Tobias	0:19,299	332 Dresen,Andreas	0:11,616
10 316 Huefing,Brio	0:43,742	334 Doorn,Coen	0:12,571	353 Fikse,Jeffrey	0:19,400	316 Huefing,Brio	0:11,623
11 329 Reiböck,Lukas	0:43,756	321 Nelles,Milka	0:12,583	316 Huefing,Brio	0:19,402	329 Reiböck,Lukas	0:11,625
12 353 Fikse,Jeffrey	0:43,759	335 Beyerlein,Patrick	0:12,600	329 Reiböck,Lukas	0:19,414	353 Fikse,Jeffrey	0:11,639
13 321 Nelles,Milka	0:43,779	333 Feller,Silas	0:12,604	333 Feller,Silas	0:19,441	321 Nelles,Milka	0:11,700
14 333 Feller,Silas	0:43,886	313 Tröger,Tim	0:12,614	335 Beyerlein,Patrick	0:19,442	310 Fredriksson,Lucas	0:11,713
15 310 Fredriksson,Lucas	0:43,990	316 Huefing,Brio	0:12,619	321 Nelles,Milka	0:19,471	333 Feller,Silas	0:11,714
16 335 Beyerlein,Patrick	0:44,006	310 Fredriksson,Lucas	0:12,665	310 Fredriksson,Lucas	0:19,494	350 Steen,Bas	0:11,748
17 350 Steen,Bas	0:44,073	350 Steen,Bas	0:12,669	350 Steen,Bas	0:19,497	311 Preibisch,Marius	0:11,793
18 351 Smeets,Jesse	0:44,100	351 Smeets,Jesse	0:12,691	311 Preibisch,Marius	0:19,513	351 Smeets,Jesse	0:11,794
19 311 Preibisch,Marius	0:44,158	311 Preibisch,Marius	0:12,743	351 Smeets,Jesse	0:19,615	335 Beyerlein,Patrick	0:11,896
20 327 Jonsson,Lukas	0:45,562	327 Jonsson,Lukas	0:13,125	327 Jonsson,Lukas	0:20,227	327 Jonsson,Lukas	0:12,079

R 10 DSKG (KZ2) Heat 3 A < > B

Die schnellsten Zeiten

Ort	Nr. Fahrername	Zeit	Streckenl.	ø Speed
Ziel	330 Ried,Jonas	0:43,232	1107 m	92,2 km/h
Sektion 1	330 Ried,Jonas	0:12,429	329 m	95,3 km/h
Sektion 2	313 Tröger,Tim	0:19,177	475 m	89,2 km/h
Sektion 3	330 Ried,Jonas	0:11,494	303 m	94,9 km/h

	Smr.320 Müller,Julian DEU			Smr.313 Tröger,Tim DEU			Smr.309 Greif,Toni DEU			Smr.330 Ried,Jonas DEU			Smr.308 Voegeding,Paul DEU			
	Mach1 Motorsport theoretisch mögliche Bestzeit 0:43,263	Sektion 1	Sektion 2	Sektion 3	Mach1 Motorsport theoretisch mögliche Bestzeit 0:43,375	Sektion 1	Sektion 2	Sektion 3	Solgar Motorsport theoretisch mögliche Bestzeit 0:43,352	Sektion 1	Sektion 2	Sektion 3	Mach1 Motorsport theoretisch mögliche Bestzeit 0:43,348	Sektion 1	Sektion 2	Sektion 3
best	0:43,300	0:12,516	0:19,185	0:11,562	0:43,438	0:12,614	0:19,177	0:11,584	0:43,469	0:12,516	0:19,244	0:11,592	0:43,439	0:12,532	0:19,216	0:11,600
Runde 1	0:48,125	0:15,221	0:20,615	0:12,289	0:47,746	0:15,197	0:20,273	0:12,276	0:48,566	0:15,883	0:20,446	0:12,237	0:48,138	0:15,438	0:20,395	0:12,305
Runde 2	0:44,771	0:13,132	0:19,800	0:11,839	0:45,086	0:13,214	0:19,898	0:11,974	0:45,104	0:13,298	0:19,803	0:12,003	0:45,435	0:13,615	0:19,840	0:11,980
Runde 3	0:44,117	0:12,868	0:19,500	0:11,749	0:44,322	0:12,966	0:19,542	0:11,814	0:44,193	0:12,960	0:19,488	0:11,745	0:44,502	0:13,134	0:19,555	0:11,813
Runde 4	0:43,987	0:12,805	0:19,389	0:11,793	0:44,068	0:12,845	0:19,453	0:11,770	0:44,012	0:12,747	0:19,506	0:11,759	0:43,871	0:12,714	0:19,421	0:11,736
Runde 5	0:43,703	0:12,694	0:19,352	0:11,657	0:44,166	0:13,087	0:19,366	0:11,713	0:43,786	0:12,822	0:19,355	0:11,609	0:43,738	0:12,755	0:19,301	0:11,682
Runde 6	0:43,649	0:12,716	0:19,318	0:11,615	0:43,721	0:12,715	0:19,326	0:11,680	0:43,578	0:12,626	0:19,360	0:11,592	0:43,546	0:12,659	0:19,257	0:11,630
Runde 7	0:43,496	0:12,607	0:19,294	0:11,595	0:43,639	0:12,678	0:19,301	0:11,660	0:43,583	0:12,581	0:19,348	0:11,654	0:43,551	0:12,606	0:19,280	0:11,665
Runde 8	0:43,401	0:12,620	0:19,185	0:11,596	0:43,438	0:12,645	0:19,177	0:11,616	0:43,486	0:12,549	0:19,334	0:11,603	0:43,532	0:12,655	0:19,274	0:11,603
Runde 9	0:43,464	0:12,594	0:19,274	0:11,596	0:43,454	0:12,614	0:19,256	0:11,584	0:43,484	0:12,516	0:19,360	0:11,608	0:43,444	0:12,582	0:19,234	0:11,628
Runde 10	0:43,300	0:12,516	0:19,222	0:11,562	0:43,507	0:12,639	0:19,250	0:11,618	0:43,469	0:12,541	0:19,284	0:11,644	0:43,439	0:12,532	0:19,307	0:11,600
Runde 11	0:43,465	0:12,532	0:19,301	0:11,632	0:43,687	0:12,632	0:19,448	0:11,607	0:43,476	0:12,622	0:19,244	0:11,610	0:43,481	0:12,636	0:19,216	0:11,629
Runde 12	0:43,538	0:12,567	0:19,322	0:11,649	0:43,611	0:12,687	0:19,308	0:11,616	0:43,648	0:12,701	0:19,262	0:11,685	0:44,348	0:13,465	0:19,269	0:11,614
Runde 13	0:43,487	0:12,564	0:19,231	0:11,692	0:44,448	0:12,765	0:20,048	0:11,635	0:44,367	0:12,620	0:19,872	0:11,675	0:44,099	0:12,708	0:19,737	0:11,654
Runde 14	0:44,084	0:12,684	0:19,439	0:11,961	0:43,682	0:12,670	0:19,267	0:11,745	0:43,780	0:12,732	0:19,382	0:11,666	0:43,905	0:12,838	0:19,325	0:11,742

R 10 DSKG (KZ2) Heat 3 A < > B

Die schnellsten Zeiten

Ort	Nr. Fahrername	Zeit	Streckenl.	ø Speed
Ziel	330 Ried,Jonas	0:43,232	1107 m	92,2 km/h
Sektion 1	330 Ried,Jonas	0:12,429	329 m	95,3 km/h
Sektion 2	313 Tröger,Tim	0:19,177	475 m	89,2 km/h
Sektion 3	330 Ried,Jonas	0:11,494	303 m	94,9 km/h

	Snr.334 Doorn,Coen NLD A.K. Doorn			Snr.319 Primm,Simon Connor DEU Valier Motorsport			Snr.316 Hueing,Brio NLD SRP Racing Team			Snr.329 Reiböck,Lukas AUT BIREL ART RACING KSW			Snr.336 Sjögren,Tobias SWE Mach1 Motorsport							
	theoretisch mögliche Bestzeit	Ziel	Sektion	theoretisch mögliche Bestzeit	Ziel	Sektion	theoretisch mögliche Bestzeit	Ziel	Sektion	theoretisch mögliche Bestzeit	Ziel	Sektion	theoretisch mögliche Bestzeit	Ziel	Sektion					
best	0:43,461	0:12,571	0:19,288	0:11,557	0:43,344	0:12,505	0:19,275	0:11,551	0:43,742	0:12,619	0:19,402	0:11,623	0:43,756	0:12,569	0:19,414	0:11,625	0:43,430	0:12,501	0:19,299	0:11,613
Runde 1	0:48,447	0:15,439	0:20,617	0:12,391	0:48,010	0:15,354	0:20,349	0:12,307	0:48,755	0:15,378	0:20,990	0:12,387	0:48,958	0:15,338	0:21,038	0:12,582	0:49,561	0:15,826	0:21,181	0:12,554
Runde 2	0:45,410	0:13,386	0:20,083	0:11,991	0:45,293	0:13,365	0:19,942	0:11,986	0:45,163	0:13,308	0:19,893	0:11,962	0:45,188	0:13,140	0:20,027	0:12,021	0:45,171	0:13,327	0:19,913	0:11,931
Runde 3	0:44,306	0:12,938	0:19,684	0:11,684	0:44,652	0:13,283	0:19,594	0:11,775	0:44,603	0:13,062	0:19,728	0:11,813	0:44,527	0:12,832	0:19,868	0:11,827	0:44,678	0:13,108	0:19,642	0:11,928
Runde 4	0:43,732	0:12,724	0:19,410	0:11,598	0:43,910	0:12,713	0:19,529	0:11,668	0:44,252	0:12,909	0:19,545	0:11,798	0:44,151	0:12,735	0:19,676	0:11,740	0:45,072	0:12,832	0:20,206	0:12,034
Runde 5	0:43,778	0:12,613	0:19,473	0:11,692	0:45,302	0:14,089	0:19,461	0:11,752	0:44,142	0:12,886	0:19,511	0:11,745	0:44,196	0:12,884	0:19,566	0:11,746	0:43,924	0:12,696	0:19,509	0:11,719
Runde 6	0:43,652	0:12,687	0:19,311	0:11,654	0:43,543	0:12,637	0:19,314	0:11,592	0:43,844	0:12,700	0:19,443	0:11,701	0:43,871	0:12,640	0:19,498	0:11,733	0:43,798	0:12,604	0:19,355	0:11,839
Runde 7	0:43,655	0:12,647	0:19,405	0:11,603	0:43,550	0:12,606	0:19,333	0:11,611	0:43,869	0:12,692	0:19,477	0:11,700	0:43,756	0:12,569	0:19,562	0:11,625	0:44,082	0:12,891	0:19,463	0:11,728
Runde 8	0:43,541	0:12,601	0:19,383	0:11,557	0:43,526	0:12,638	0:19,275	0:11,613	0:43,880	0:12,645	0:19,497	0:11,738	0:43,982	0:12,674	0:19,501	0:11,807	0:44,125	0:12,717	0:19,616	0:11,792
Runde 9	0:43,461	0:12,594	0:19,288	0:11,579	0:43,643	0:12,655	0:19,423	0:11,565	0:43,870	0:12,685	0:19,478	0:11,707	0:43,830	0:12,653	0:19,414	0:11,763	0:44,893	0:13,072	0:19,915	0:11,906
Runde 10	0:43,521	0:12,576	0:19,362	0:11,583	0:43,544	0:12,595	0:19,345	0:11,604	0:43,961	0:12,704	0:19,522	0:11,735	0:43,928	0:12,628	0:19,666	0:11,634	0:44,041	0:12,608	0:19,383	0:12,050
Runde 11	0:43,535	0:12,571	0:19,336	0:11,628	0:43,412	0:12,541	0:19,293	0:11,578	0:43,807	0:12,698	0:19,402	0:11,707	0:43,835	0:12,617	0:19,497	0:11,721	0:43,562	0:12,613	0:19,313	0:11,636
Runde 12	0:43,673	0:12,732	0:19,308	0:11,633	0:43,344	0:12,505	0:19,288	0:11,551	0:43,742	0:12,619	0:19,500	0:11,623	0:43,896	0:12,569	0:19,650	0:11,677	0:43,430	0:12,501	0:19,316	0:11,613
Runde 13	0:45,994	0:12,770	0:21,453	0:11,711	0:44,315	0:12,607	0:19,992	0:11,716	0:44,187	0:12,687	0:19,642	0:11,858	0:44,444	0:12,957	0:19,676	0:11,811	0:43,649	0:12,556	0:19,378	0:11,715
Runde 14	0:44,010	0:12,843	0:19,514	0:11,653	0:44,126	0:12,823	0:19,663	0:11,640	0:43,901	0:12,738	0:19,465	0:11,698	0:43,893	0:12,680	0:19,465	0:11,748	0:43,489	0:12,566	0:19,299	0:11,624

R 10 DSKG (KZ2) Heat 3 A < > B

Die schnellsten Zeiten

Ort	Nr. Fahrername	Zeit	Streckenl.	ø Speed
Ziel	330 Ried,Jonas	0:43,232	1107 m	92,2 km/h
Sektion 1	330 Ried,Jonas	0:12,429	329 m	95,3 km/h
Sektion 2	313 Trüger,Tim	0:19,177	475 m	89,2 km/h
Sektion 3	330 Ried,Jonas	0:11,494	303 m	94,9 km/h

	Smr.321 Nelles,Mika DEU DS Kartsport			Smr.353 Fikse,Jeffrey NLD Jeffrey Fikse			Smr.311 Preibisch,Marius DEU Bamberger Karttracing			Smr.333 Feiler,Silas DEU Millennium Racing Team			Smr.335 Beyerlein,Patrick DEU BEYMO-Karttracing							
	theoretisch mögliche Bestzeit	Ziel	Bestzeit	theoretisch mögliche Bestzeit	Ziel	Bestzeit	theoretisch mögliche Bestzeit	Ziel	Bestzeit	theoretisch mögliche Bestzeit	Ziel	Bestzeit	theoretisch mögliche Bestzeit	Ziel	Bestzeit					
best	0:43,779	0:12,583	0:19,471	0:11,700	0:43,759	0:12,559	0:19,400	0:11,639	0:44,158	0:12,743	0:19,513	0:11,793	0:43,886	0:12,604	0:19,441	0:11,714	0:44,006	0:12,600	0:19,442	0:11,896
Runde 1	0:48,967	0:15,347	0:21,018	0:12,602	0:49,717	0:15,574	0:21,420	0:12,723	0:48,925	0:15,273	0:21,066	0:12,586	0:49,877	0:15,858	0:21,493	0:12,526	0:49,370	0:15,461	0:21,400	0:12,509
Runde 2	0:45,228	0:13,330	0:19,912	0:11,986	0:45,836	0:13,825	0:20,032	0:11,979	0:45,164	0:13,268	0:19,915	0:11,981	0:45,731	0:13,452	0:20,184	0:12,095	0:45,610	0:13,481	0:20,003	0:12,126
Runde 3	0:44,692	0:13,038	0:19,779	0:11,875	0:44,927	0:13,383	0:19,768	0:11,776	0:44,673	0:13,023	0:19,731	0:11,919	0:44,663	0:12,868	0:19,841	0:11,954	0:44,781	0:12,837	0:19,893	0:12,051
Runde 4	0:44,450	0:12,845	0:19,660	0:11,945	0:44,172	0:12,889	0:19,565	0:11,718	0:44,289	0:12,876	0:19,581	0:11,832	0:44,587	0:12,861	0:19,711	0:12,015	0:44,621	0:12,861	0:19,749	0:12,011
Runde 5	0:43,991	0:12,731	0:19,485	0:11,775	0:44,427	0:12,872	0:19,753	0:11,802	0:44,194	0:12,833	0:19,568	0:11,793	0:44,360	0:12,787	0:19,681	0:11,892	0:44,364	0:12,778	0:19,628	0:11,958
Runde 6	0:44,357	0:12,935	0:19,571	0:11,851	0:44,159	0:12,998	0:19,522	0:11,639	0:44,432	0:13,006	0:19,513	0:11,913	0:44,222	0:12,773	0:19,678	0:11,771	0:44,230	0:12,640	0:19,685	0:11,905
Runde 7	0:43,995	0:12,723	0:19,564	0:11,708	0:44,116	0:12,651	0:19,659	0:11,806	0:44,874	0:13,311	0:19,689	0:11,874	0:44,382	0:12,727	0:19,723	0:11,932	0:44,364	0:12,745	0:19,686	0:11,933
Runde 8	0:44,234	0:12,879	0:19,655	0:11,700	0:44,217	0:12,752	0:19,661	0:11,804	0:44,158	0:12,743	0:19,563	0:11,852	0:44,248	0:12,681	0:19,531	0:12,036	0:44,291	0:12,638	0:19,662	0:11,991
Runde 9	0:44,872	0:13,122	0:19,962	0:11,788	0:44,206	0:12,926	0:19,564	0:11,716	0:44,654	0:12,889	0:19,867	0:11,898	0:43,945	0:12,656	0:19,575	0:11,714	0:44,006	0:12,600	0:19,510	0:11,896
Runde 10	0:44,566	0:12,608	0:19,553	0:12,405	0:44,096	0:12,662	0:19,742	0:11,692	0:44,347	0:12,838	0:19,563	0:11,946	0:44,928	0:12,915	0:20,293	0:11,720	0:44,341	0:12,853	0:19,549	0:11,939
Runde 11	0:43,779	0:12,607	0:19,471	0:11,701	0:44,143	0:12,740	0:19,400	0:12,003	0:44,332	0:12,778	0:19,665	0:11,889	0:43,886	0:12,604	0:19,441	0:11,841	0:44,482	0:12,603	0:19,516	0:12,363
Runde 12	0:44,088	0:12,583	0:19,591	0:11,914	0:43,759	0:12,559	0:19,449	0:11,751	0:44,237	0:12,812	0:19,529	0:11,896	0:44,294	0:12,989	0:19,560	0:11,745	0:44,324	0:12,922	0:19,442	0:11,960
Runde 13	0:44,386	0:12,778	0:19,755	0:11,853	0:44,407	0:12,903	0:19,742	0:11,762	0:44,370	0:12,855	0:19,678	0:11,837	0:44,378	0:12,889	0:19,553	0:11,936	0:44,354	0:12,677	0:19,624	0:12,053
Runde 14	0:44,782	0:13,101	0:19,655	0:12,026	0:44,589	0:12,883	0:19,668	0:12,038	0:44,815	0:12,884	0:19,645	0:12,286	0:44,185	0:12,754	0:19,446	0:11,985	0:44,642	0:13,094	0:19,579	0:11,969

R 10 DSKG (KZ2) Heat 3 A < > B

Die schnellsten Zeiten

Ort	Nr. Fahrername	Zeit	Streckenl.	ø Speed
Ziel	330 Ried,Jonas	0:43,232	1107 m	92,2 km/h
Sektion 1	330 Ried,Jonas	0:12,429	329 m	95,3 km/h
Sektion 2	313 Trüger,Tim	0:19,177	475 m	89,2 km/h
Sektion 3	330 Ried,Jonas	0:11,494	303 m	94,9 km/h

	Stnr.350 Steen,Bas NLD Bas Steen	Stnr.310 Fredriksson,Lucas SWE JP RACING	Stnr.332 Dresden,Andreas DEU SRP Racing Team	Stnr.327 Jonsson,Lukas SWE JP RACING	Stnr.351 Smeets,Jesse NLD Jesse Smeets
	theoretisch mögliche Bestzeit 0:43,914	theoretisch mögliche Bestzeit 0:43,872	theoretisch mögliche Bestzeit 0:43,339	theoretisch mögliche Bestzeit 0:45,431	theoretisch mögliche Bestzeit 0:44,100
best	Ziel Sektion 1 Sektion 2 Sektion 3 0:44,073 0:12,669 0:19,497 0:11,748	Ziel Sektion 1 Sektion 2 Sektion 3 0:43,990 0:12,665 0:19,494 0:11,713	Ziel Sektion 1 Sektion 2 Sektion 3 0:43,402 0:12,500 0:19,223 0:11,616	Ziel Sektion 1 Sektion 2 Sektion 3 0:45,562 0:13,125 0:20,227 0:12,079	Ziel Sektion 1 Sektion 2 Sektion 3 0:44,100 0:12,691 0:19,615 0:11,794
Runde 1	0:49,519 0:15,429 0:21,508 0:12,582	0:49,801 0:15,832 0:21,402 0:12,567	0:48,202 0:15,264 0:20,648 0:12,290	0:49,990 0:15,882 0:21,533 0:12,575	0:47,715 0:14,892 0:20,499 0:12,324
Runde 2	0:45,386 0:13,426 0:19,937 0:12,023	0:45,914 0:13,392 0:20,202 0:12,320	0:45,123 0:13,281 0:19,970 0:11,872	0:46,633 0:13,976 0:20,309 0:12,348	0:45,220 0:13,290 0:19,901 0:12,029
Runde 3	0:44,727 0:12,944 0:19,816 0:11,967	0:44,869 0:13,161 0:19,864 0:11,844	0:44,430 0:12,958 0:19,660 0:11,812	0:47,810 0:14,742 0:20,872 0:12,196	0:44,564 0:13,038 0:19,679 0:11,847
Runde 4	0:44,533 0:12,866 0:19,638 0:12,029	0:44,374 0:12,871 0:19,645 0:11,858	0:44,514 0:13,258 0:19,552 0:11,704	0:45,562 0:13,157 0:20,326 0:12,079	0:44,100 0:12,691 0:19,615 0:11,794
Runde 5	0:44,409 0:12,885 0:19,645 0:11,879	0:44,579 0:13,175 0:19,590 0:11,814	0:44,138 0:12,925 0:19,515 0:11,698	0:45,666 0:13,317 0:20,248 0:12,101	
Runde 6	0:45,301 0:13,685 0:19,753 0:11,863	0:44,425 0:12,857 0:19,826 0:11,742	0:43,700 0:12,704 0:19,321 0:11,675	0:45,900 0:13,431 0:20,227 0:12,242	
Runde 7	0:44,223 0:12,874 0:19,497 0:11,852	0:43,990 0:12,721 0:19,532 0:11,737	0:43,537 0:12,586 0:19,308 0:11,643	0:45,645 0:13,211 0:20,319 0:12,115	
Runde 8	0:44,205 0:12,871 0:19,554 0:11,780	0:44,029 0:12,732 0:19,496 0:11,801	0:43,544 0:12,581 0:19,337 0:11,626	0:13,125 0:20,400	
Runde 9	0:44,073 0:12,733 0:19,528 0:11,812	0:44,051 0:12,767 0:19,505 0:11,779	0:43,569 0:12,500 0:19,332 0:11,737		
Runde 10	0:44,247 0:12,822 0:19,677 0:11,748	0:44,274 0:12,665 0:19,863 0:11,746	0:43,518 0:12,544 0:19,358 0:11,616		
Runde 11	0:44,096 0:12,669 0:19,552 0:11,875	0:43,995 0:12,788 0:19,494 0:11,713	0:43,402 0:12,530 0:19,223 0:11,649		
Runde 12	0:44,240 0:12,964 0:19,515 0:11,761	0:44,148 0:12,775 0:19,550 0:11,823	0:43,720 0:12,583 0:19,361 0:11,776		
Runde 13	0:44,242 0:12,879 0:19,529 0:11,834	0:44,235 0:12,882 0:19,520 0:11,833			
Runde 14	0:44,344 0:12,891 0:19,562 0:11,891	0:44,626 0:13,106 0:19,681 0:11,839			

R 6 DSKG (KZZ) Heat 2 A <> C

Strecke / track: 1107m

started: 19 classified: 19 not classified: 0

fastest Lap Coen DOORN at: 0:43,075

Pos	Stf. Nr.	Fahrer Driver	Nation	Bewerber / Sponsor	Nation	Lizenz R-Lizenz	Chassis / Motor / Reifen	Points	Penalty	Runden Laps	Gesamtzeit Differenz	Abstand Gap	beste Runde best Lap	in R. in L.	o Geschw. o Speed
1	334	DOORN, Coen	NLD	A.K. Doorn	NLD	40347 42349	Kart Republic / TM Racing / Vega	0		14	10:13,897		0:43,075	12	90,9 km/h 92,5 km/h
2	320	MÜLLER, Julian	DEU	Mach1 Motorsport	DEU	IKC1137671 KBF1005514	Mach 1 / TM Racing / Vega	2		14	10:15,440 0:01,543	0:01,543	0:43,095	7	90,7 km/h 92,5 km/h
3	319	PRIMM, Simon Connor	DEU	Valier Motorsport	DEU	IKC1171081 KBF1063735	KR / TM Racing / Vega	3		14	10:19,364 0:05,467	0:03,924	0:43,348	10	90,1 km/h 91,9 km/h
4	306	HIMMELS, Yannik	DEU	SRP Racing Team	DEU	IKC1147857 KBF1156791	Maranello / TM Racing / Vega	4		14	10:19,557 0:05,660	0:00,193	0:43,480	8	90,1 km/h 91,7 km/h
5	336	SJÖGREN, Tobias	SWE	Mach1 Motorsport	DEU	27620 KBF1005514	Mach 1 / TM Racing / Vega	5		14	10:19,948 0:06,051	0:00,391	0:43,310	10	90 km/h 92 km/h
6	330	RIED, Jonas	DEU	Solgat Motorsport	DEU	IKB1167350 KBF1079882	Birel Art / TM Racing / Vega	6		14	10:20,149 0:06,252	0:00,201	0:43,089	11	90 km/h 92,5 km/h
7	316	HUETING, Brio	NLD	SRP Racing Team	DEU	46098 KBF1156791	Maranello / TM Racing / Vega	7		14	10:23,041 0:09,144	0:02,892	0:43,666	11	89,5 km/h 91,3 km/h
8	325	KARLSHØJ, Lasse	DNK	LE Racing	DNK	40346 39981	Kosmic / Vortex / Vega	8		14	10:23,279 0:09,382	0:00,238	0:43,638	8	89,5 km/h 91,3 km/h
9	328	JULIUS-BERNHART, Jannik	DEU	SRP Racing Team	DEU	IKC1163143 KBF1156791	Maranello / TM Racing / Vega	9		14	10:24,615 0:10,718	0:01,336	0:43,561	8	89,3 km/h 91,5 km/h
10	312	STUMPF, Stephen	DEU	Solgat Motorsport	DEU	IKC1106930 KBF1079882	Birel Art / TM Racing / Vega	10		14	10:24,937 0:11,040	0:00,322	0:43,498	8	89,3 km/h 91,6 km/h
11	339	WALTER, Luca	DEU	Luca Walter	DEU	IKC1140650 IKC1140650	Alpha Karting / TM Racing / Vega	11		14	10:25,827 0:11,930	0:00,890	0:43,796	8	89,2 km/h 91 km/h
12	341	VLADIC, Lukas	DEU	SRP Racing Team	DEU	IKC1191160 KBF1156791	Maranello / TM Racing / Vega	12		14	10:26,414 0:12,517	0:00,587	0:43,546	10	89,1 km/h 91,5 km/h
13	310	FREDRIKSSON, Lucas	SWE	JP RACING	SWE	1, b, a, 105 1194842	Exprit / Vortex / Vega	13		14	10:29,275 0:15,378	0:02,861	0:43,820	14	88,7 km/h 90,9 km/h
14	340	LUKASCHEWSKY, Karl	DEU	SRP Racing Team	DEU	KBF1156791	Maranello / TM Racing / Vega	14		14	10:30,147 0:16,250	0:00,872	0:44,019	10	88,5 km/h 90,5 km/h
15	333	FELLER, Silas	DEU	Millennium Racing Team	DEU	IKC1177256 KBF1095578	Tony Kart / Vortex / Vega	15	5 sec.	14	10:30,977 0:17,080	0:00,830	0:43,505	9	88,4 km/h 91,6 km/h
16	324	JAROMIN, David	DEU	AP-Racing	DEU	IKC1176826 KBF1205799	Birel Art / TM Racing / Vega	16		14	10:31,888 0:17,991	0:00,911	0:43,474	8	88,3 km/h 91,7 km/h
17	329	REIBÖCK, Lukas	AUT	BIREL ART RACING KSW	AUT	JK2158 BK102	Birel Art / TM Racing / Vega	17	5 sec.	14	10:32,080 0:18,183	0:00,192	0:43,636	10	88,3 km/h 91,3 km/h
18	350	STEEN, Bas	NLD	Bas Steen	NLD	31350 31350	CKR / TM Racing / Vega	18	5 sec.	14	10:35,308 0:21,411	0:03,228	0:43,816	11	87,8 km/h 91 km/h
19	354	KROGH, Gustav	DNK	RS Competition	DNK	69574 36053	Tony Kart / Vortex / Vega	19		5	3:52,342 9 R	9 R	0:44,241	4	85,8 km/h 90,1 km/h

StNr. 333,350,329 5 sec penalty Frontfairing

Rennleitung: Dieter Bringsken Racedirektor: Horst Seidel / Uwe Fuchs
Sportkommissare: Nikolas Spaderna / Ulrich Bell
Techn. Kommissare: M. Grasshoff / C. Schmidt / H.G. Höfler / M. Ambrosius
Zeitnahme: KART-DATA timing service Franz Schieszler / Manuela Hintner

Zeitnahme / timekeeping
control
Franz Schieszler
Franz Schieszler

freigegeben: 15:06:55

R 6 DSKC (KZ2) Heat 2 A < > C

Fahrername Driver	Doorn Coen	Müller Julian	Primm Simon Connor	Himmels Yannik	Sjögren Tobias	Ried Jonas	Hueting Brio	Karlshøj Lasse	Julius-Bernhart Jannik	Stumpf Stephen	Walter Luca	Vladić Lukas
schnellste Runde	0:43,075 Rn. 12	0:43,095 Rn. 7	0:43,348 Rn. 10	0:43,480 Rn. 8	0:43,310 Rn. 10	0:43,089 Rn. 11	0:43,666 Rn. 11	0:43,638 Rn. 8	0:43,561 Rn. 8	0:43,498 Rn. 8	0:43,796 Rn. 8	0:43,546 Rn. 10
Speed	92,5 km/h	92,5 km/h	91,9 km/h	91,7 km/h	92,0 km/h	92,5 km/h	91,3 km/h	91,3 km/h	91,5 km/h	91,6 km/h	91,0 km/h	91,5 km/h
Lap 1	0:47,772	0:48,009	0:48,208	0:47,487	0:48,113	0:49,135	0:47,625	0:48,560	0:49,718	0:49,090	0:48,026	0:49,397
Lap 2	0:44,988	0:44,298	0:45,002	0:45,061	0:45,223	0:45,062	0:45,293	0:45,646	0:45,249	0:45,332	0:45,217	0:45,511
Lap 3	0:44,000	0:44,456	0:43,898	0:44,661	0:44,165	0:44,195	0:43,920	0:44,103	0:44,473	0:44,417	0:44,170	0:44,211
Lap 4	0:43,663	0:44,272	0:44,283	0:44,648	0:43,742	0:44,002	0:43,959	0:44,046	0:44,537	0:44,430	0:44,398	0:44,245
Lap 5	0:43,367	0:43,452	0:43,841	0:43,792	0:43,987	0:43,905	0:43,953	0:43,952	0:43,906	0:44,216	0:44,571	0:44,514
Lap 6	0:43,291	0:43,227	0:43,476	0:43,551	0:43,811	0:43,351	0:43,704	0:43,886	0:43,875	0:43,841	0:43,901	0:43,829
Lap 7	0:43,304	0:43,095	0:43,785	0:43,539	0:43,860	0:43,369	0:44,279	0:43,708	0:43,630	0:43,810	0:43,824	0:43,981
Lap 8	0:43,166	0:43,103	0:43,481	0:43,480	0:43,557	0:44,144	0:44,124	0:43,638	0:43,561	0:43,498	0:43,796	0:44,188
Lap 9	0:43,180	0:43,140	0:43,438	0:43,503	0:43,384	0:43,625	0:44,180	0:44,006	0:43,864	0:43,700	0:44,309	0:43,603
Lap 10	0:43,118	0:43,149	0:43,348	0:43,489	0:43,310	0:43,309	0:43,752	0:43,695	0:44,249	0:44,242	0:44,536	0:43,546
Lap 11	0:43,202	0:43,096	0:43,394	0:43,577	0:43,452	0:43,089	0:43,666	0:43,767	0:43,578	0:43,806	0:43,835	0:43,567
Lap 12	0:43,075	0:43,158	0:43,563	0:43,541	0:43,540	0:43,097	0:43,767	0:43,642	0:43,807	0:43,679	0:44,188	0:43,892
Lap 13	0:43,149	0:43,366	0:43,501	0:43,556	0:43,442	0:43,381	0:43,728	0:43,894	0:43,728	0:43,693	0:43,853	0:43,882
Lap 14	0:43,215	0:43,553	0:43,846	0:44,207	0:43,493	0:43,504	0:43,983	0:43,910	0:43,741	0:43,607	0:43,990	0:44,134

R 6 DSKC (KZ2) Heat 2 A < > C

Fahrername Driver	Fredriksson Lucas	Lukaschewsky Karl	Feller Sitas	Jaromin David	Reiböck Lukas	Steen Bas	Krogh Gustav
schnellste Runde in Runde	0:43,820 Rn. 14	0:44,019 Rn. 10	0:43,505 Rn. 9	0:43,474 Rn. 8	0:43,636 Rn. 10	0:43,816 Rn. 11	0:44,241 Rn. 4
Speed	90,9 km/h	90,5 km/h	91,6 km/h	91,7 km/h	91,3 km/h	91,0 km/h	90,1 km/h
Lap 1	0:49,392	0:48,028	0:49,607	0:47,860	0:49,520	0:49,406	0:49,340
Lap 2	0:45,773	0:46,526	0:45,438	0:45,052	0:45,513	0:45,355	0:45,491
Lap 3	0:45,191	0:45,043	0:44,287	0:44,211	0:44,898	0:45,010	0:44,814
Lap 4	0:44,517	0:44,374	0:44,473	0:44,320	0:44,030	0:44,419	0:44,241
Lap 5	0:44,155	0:44,083	0:44,192	0:43,832	0:44,504	0:44,276	0:44,264
Lap 6	0:44,147	0:44,379	0:43,931	0:43,556	0:43,831	0:44,330	
Lap 7	0:43,894	0:44,692	0:43,769	0:43,742	0:43,792	0:44,447	
Lap 8	0:43,852	0:44,216	0:43,568	0:43,474	0:44,297	0:43,850	
Lap 9	0:43,955	0:44,625	0:43,505	0:47,067	0:43,796	0:43,932	
Lap 10	0:43,897	0:44,019	0:44,250	0:44,451	0:43,636	0:43,869	
Lap 11	0:43,847	0:44,102	0:43,939	0:45,955	0:44,271	0:43,816	
Lap 12	0:44,385	0:44,835	0:43,897	0:45,400	0:43,804	0:44,290	
Lap 13	0:44,141	0:44,555	0:43,786	0:45,200	0:43,692	0:44,795	
Lap 14	0:43,820	0:44,346	0:43,977	0:45,719	0:43,827	0:43,968	

R 2 DSKC (KZ2) Heat 1 B <> C

Strecke / track: 1107m

fastest Lap Toni GREIF at: 0:43,047

started: 19 classified: 17 not classified: 2 excluded: 2

Pos	Stf. Nr.	Fahrer Driver	Nation	Bewerber / Sponsor	Nation	Lizenz R-Lizenz	Chassis / Motor / Reifen	Points	Penalty	Runden Laps	Gesamtzeit Differenz	Abstand Gap	beste Runde best Lap	in R. in L.	o Geschw. o Speed	
1	308	VOEGEDING, Paul	DEU	Mach1 Motorsport	DEU	IKB1132472 KBF1005514	Mach 1 / TM Racing / Vega	0		14	10:11,508		0:43,057	6	91,2 km/h 92,6 km/h	
2	340	LUKASCHEWSKY, Karl	DEU	SRP Racing Team	DEU	1194842 KBF1156791	Maranello / TM Racing / Vega	2		14	10:15,941 0:04,433	0:04,433	0:43,211	7	90,6 km/h 92,2 km/h	
3	325	KARLSHØJ, Lasse	DNK	LE Racing	DNK	40346 39981	Kosmic / Vortex / Vega	3		14	10:17,440 0:05,932	0:01,499	0:43,430	9	90,4 km/h 91,8 km/h	
4	339	WALTER, Luca	DEU	Luca Walter	DEU	IKC1140650 IKC1140650	Alpha Karting / TM Racing / Vega	4		14	10:18,339 0:06,831	0:00,899	0:43,475	12	90,2 km/h 91,7 km/h	
5	341	VLADIC, Lukas	DEU	SRP Racing Team	DEU	IKC1191160 KBF1156791	Maranello / TM Racing / Vega	5		14	10:18,496 0:06,988	0:00,157	0:43,340	10	90,2 km/h 92 km/h	
6	332	DRESEN, Andreas	DEU	SRP Racing Team	DEU	KBF1156791	Maranello / TM Racing / Vega	6		14	10:18,768 0:07,260	0:00,272	0:43,246	7	90,2 km/h 92,2 km/h	
7	312	STUMPF, Stephen	DEU	Solgat Motorsport	DEU	IKC1106930 KBF1079882	Birel Art / TM Racing / Vega	7		14	10:19,329 0:07,821	0:00,561	0:43,357	13	90,1 km/h 91,9 km/h	
8	328	JULIUS-BERNHART, Jannik	DEU	SRP Racing Team	DEU	IKC1163143 KBF1156791	Maranello / TM Racing / Vega	8		14	10:20,334 0:08,826	0:01,005	0:43,292	13	89,9 km/h 92,1 km/h	
9	351	SMEETS, Jesse	NLD	Jesse Smeets	NLD	42517 42517	CRG / TM Racing / Vega	9		14	10:24,075 0:12,567	0:03,741	0:43,791	12	89,4 km/h 91 km/h	
10	321	NELLES, Mika	DEU	DS Kartsport	DEU	IKC1177154 KBF1154357	Mach 1 / TM Racing / Vega	10		14	10:24,564 0:13,056	0:00,489	0:43,528	6	89,3 km/h 91,6 km/h	
11	324	JAROMIN, David	DEU	AP-Racing	DEU	IKC1176826 KBF1205799	Birel Art / TM Racing / Vega	11	5 sec.	14	10:24,613 0:13,105	0:00,049	0:43,101	12	89,3 km/h 92,5 km/h	
12	353	FIKSE, Jeffrey	NLD	Jeffrey Fikse	NLD	40615 40615	CRG / TM Racing / Vega	12		14	10:24,850 0:13,342	0:00,237	0:43,408	11	89,3 km/h 91,8 km/h	
13	311	PREIBISCH, Marius	DEU	Bamberger Karttracing	DEU	IKC1181135 KBF1197896	Lenzokart / LKE / Vega	13	5 sec.	14	10:33,858 0:22,350	0:09,008	0:43,798	11	88 km/h 91 km/h	
14	327	JONSSON, Lukas	SWE	JP RACING	SWE	96287 105	Exprit / Vortex / Vega	14		14	10:36,265 0:24,757	0:02,407	0:44,412	7	87,7 km/h 89,7 km/h	
15	335	BEYERLEIN, Patrick	DEU	BEYMO-Kartracing	DEU	IKC1041625 KBF1160795	CRG / TM Racing / Vega	15		14	10:42,385 0:30,877	0:06,120	0:43,728	11	86,9 km/h 91,1 km/h	
16	309	GREIF, Toni	DEU	Solgat Motorsport	DEU	IKB1096240 KBF1079882	Birel Art / TM Racing / Vega	16		13	9:30,920 1 R	1 R	0:43,047	7	90,7 km/h 92,6 km/h	
17	354	KROGH, Gustav	DNK	RS Competition	DNK	69574 36053	Tony Kart / Vortex / Vega	17		4	3:05,752 10 R	9 R	0:44,611	4	85,8 km/h 89,3 km/h	
the following drivers are disqualified																
DSQ	313	TRÖGER, Tim	DEU	Mach1 Motorsport	DEU	IKC1132554 KBF1005514	Mach 1 / TM Racing / Vega	22		DSQ	disqualified					
DSQ	306	HIMMELS, Yannik	DEU	SRP Racing Team	DEU	IKC1147857 KBF1156791	Maranello / TM Racing / Vega	22		DSQ	disqualified					

StNr. 311,324 5 sec penalty Frontfaring

StNr. 306,313 Disqualifikation from the Heat

Rennleitung: Dieter Bringsken Racedirektor: Horst Seidel / Uwe Fuchs
Sportkommissare: Nikolas Spaderna / Ulrich Bell
Techn. Kommissare: M. Grasshoff / C. Schmidt / H.G. Höfler / M. Ambrosius
Zeitnahme: KART-DATA timing service Franz Schieszler / Manuela Hintner

Zeitnahme / timekeeping
control
Schieszler
Franz Schieszler

freigegeben: 15:04:47

1st Round
07-08/08




ADAC-KARTRENNEN KERPEN

DEUTSCHE KART-MEISTERSCHAFT 2020

DMSB-Reg.No.K-11365/20

R 6 DSKC (KZ2) Heat 2 A < > C

Ziel		Sektion 1		Sektion 2		Sektion 3	
Fahrername	Zeit	Fahrername	Zeit	Fahrername	Zeit	Fahrername	Zeit
1 334 Doorn,Coen	0:43,075	330 Ried,Jonas	0:12,380	320 Müller,Julian	0:19,087	334 Doorn,Coen	0:11,420
2 330 Ried,Jonas	0:43,089	320 Müller,Julian	0:12,482	334 Doorn,Coen	0:19,096	330 Ried,Jonas	0:11,438
3 320 Müller,Julian	0:43,095	334 Doorn,Coen	0:12,496	319 Primm,Simon Connor	0:19,140	320 Müller,Julian	0:11,468
4 336 Sjögren,Tobias	0:43,310	336 Sjögren,Tobias	0:12,496	330 Ried,Jonas	0:19,187	336 Sjögren,Tobias	0:11,528
5 319 Primm,Simon Connor	0:43,348	319 Primm,Simon Connor	0:12,518	336 Sjögren,Tobias	0:19,223	319 Primm,Simon Connor	0:11,531
6 324 Jaromin,David	0:43,474	333 Feller,Silas	0:12,533	306 Himmels,Yannik	0:19,271	306 Himmels,Yannik	0:11,565
7 306 Himmels,Yannik	0:43,480	328 Julius-Bernhart,Jannik	0:12,538	324 Jaromin,David	0:19,277	324 Jaromin,David	0:11,567
8 312 Stumpf,Stephen	0:43,498	329 Reiböck,Lukas	0:12,540	333 Feller,Silas	0:19,308	329 Reiböck,Lukas	0:11,581
9 333 Feller,Silas	0:43,505	306 Himmels,Yannik	0:12,541	328 Julius-Bernhart,Jannik	0:19,315	333 Feller,Silas	0:11,591
10 341 Vladic,Lukas	0:43,546	324 Jaromin,David	0:12,545	312 Stumpf,Stephen	0:19,319	312 Stumpf,Stephen	0:11,595
11 328 Julius-Bernhart,Jannik	0:43,561	341 Vladic,Lukas	0:12,565	341 Vladic,Lukas	0:19,337	341 Vladic,Lukas	0:11,600
12 329 Reiböck,Lukas	0:43,636	312 Stumpf,Stephen	0:12,584	339 Walter,Luca	0:19,339	325 Karishøj,Lasse	0:11,603
13 325 Karishøj,Lasse	0:43,638	316 Huetting,Brio	0:12,585	329 Reiböck,Lukas	0:19,353	316 Huetting,Brio	0:11,612
14 316 Huetting,Brio	0:43,666	325 Karishøj,Lasse	0:12,594	310 Fredriksson,Lucas	0:19,354	328 Julius-Bernhart,Jannik	0:11,623
15 339 Walter,Luca	0:43,796	339 Walter,Luca	0:12,654	325 Karishøj,Lasse	0:19,357	339 Walter,Luca	0:11,647
16 350 Steen,Bas	0:43,816	310 Fredriksson,Lucas	0:12,666	316 Huetting,Brio	0:19,376	310 Fredriksson,Lucas	0:11,660
17 310 Fredriksson,Lucas	0:43,820	350 Steen,Bas	0:12,696	350 Steen,Bas	0:19,378	350 Steen,Bas	0:11,693
18 340 Lukaschewsky,Karl	0:44,019	340 Lukaschewsky,Karl	0:12,733	340 Lukaschewsky,Karl	0:19,464	340 Lukaschewsky,Karl	0:11,719
19 354 Krogh,Gustav	0:44,241	354 Krogh,Gustav	0:12,777	354 Krogh,Gustav	0:19,571	354 Krogh,Gustav	0:11,741

R 6 DSKG (KZ2) Heat 2 A <> C

Die schnellsten Zeiten

Ort	Nr. Fahrername	Zeit	Streckenl.	ø Speed
Ziel	334 Doorn,Coen	0:43,075	1107 m	92,5 km/h
Sektion 1	330 Ried,Jonas	0:12,380	329 m	95,7 km/h
Sektion 2	320 Müller,Julian	0:19,087	475 m	89,6 km/h
Sektion 3	334 Doorn,Coen	0:11,420	303 m	95,5 km/h

	Snr.334 Doorn,Coen NLD A.K. Doorn			Snr.320 Müller,Julian DEU Mach1 Motorsport			Snr.319 Primm,Simon Connor DEU Valier Motorsport			Snr.306 Himmels,Yannik DEU SRP Racing Team			Snr.336 Sjögren,Tobias SWE Mach1 Motorsport			
	theoretisch mögliche Bestzeit	Sektion 1	Sektion 2	Sektion 3	theoretisch mögliche Bestzeit	Sektion 1	Sektion 2	Sektion 3	theoretisch mögliche Bestzeit	Sektion 1	Sektion 2	Sektion 3	theoretisch mögliche Bestzeit	Sektion 1	Sektion 2	Sektion 3
best	0:43,075	0:12,496	0:19,096	0:11,420	0:43,095	0:12,482	0:19,087	0:11,468	0:43,348	0:12,518	0:19,140	0:11,531	0:43,480	0:12,541	0:19,271	0:11,565
Runde 1	0:47,772	0:15,316	0:20,355	0:12,101	0:48,009	0:15,228	0:20,761	0:12,020	0:48,208	0:15,254	0:20,668	0:12,286	0:47,487	0:15,048	0:20,322	0:12,117
Runde 2	0:44,988	0:13,073	0:19,806	0:12,109	0:44,298	0:12,926	0:19,510	0:11,862	0:45,002	0:13,443	0:19,797	0:11,762	0:45,061	0:13,153	0:19,903	0:12,005
Runde 3	0:44,000	0:12,792	0:19,468	0:11,740	0:44,456	0:12,994	0:19,584	0:11,878	0:43,898	0:12,727	0:19,418	0:11,753	0:44,661	0:13,256	0:19,605	0:11,800
Runde 4	0:43,663	0:12,718	0:19,372	0:11,573	0:44,272	0:12,833	0:19,494	0:11,945	0:44,283	0:12,688	0:19,500	0:12,095	0:44,648	0:12,888	0:19,604	0:12,156
Runde 5	0:43,367	0:12,585	0:19,243	0:11,539	0:43,452	0:12,661	0:19,205	0:11,586	0:43,841	0:12,624	0:19,450	0:11,767	0:43,792	0:12,670	0:19,449	0:11,673
Runde 6	0:43,291	0:12,585	0:19,222	0:11,484	0:43,227	0:12,527	0:19,153	0:11,547	0:43,476	0:12,546	0:19,307	0:11,623	0:43,551	0:12,572	0:19,326	0:11,653
Runde 7	0:43,304	0:12,567	0:19,224	0:11,513	0:43,095	0:12,482	0:19,087	0:11,526	0:43,785	0:12,807	0:19,364	0:11,614	0:43,539	0:12,616	0:19,343	0:11,580
Runde 8	0:43,166	0:12,553	0:19,193	0:11,420	0:43,103	0:12,526	0:19,109	0:11,468	0:43,481	0:12,628	0:19,298	0:11,555	0:43,480	0:12,550	0:19,325	0:11,605
Runde 9	0:43,180	0:12,567	0:19,127	0:11,486	0:43,140	0:12,522	0:19,127	0:11,491	0:43,438	0:12,716	0:19,191	0:11,531	0:43,503	0:12,541	0:19,331	0:11,631
Runde 10	0:43,118	0:12,509	0:19,129	0:11,480	0:43,149	0:12,537	0:19,125	0:11,487	0:43,348	0:12,518	0:19,271	0:11,559	0:43,489	0:12,587	0:19,300	0:11,602
Runde 11	0:43,202	0:12,582	0:19,096	0:11,524	0:43,096	0:12,507	0:19,087	0:11,502	0:43,394	0:12,597	0:19,146	0:11,651	0:43,577	0:12,643	0:19,345	0:11,589
Runde 12	0:43,075	0:12,521	0:19,120	0:11,434	0:43,158	0:12,538	0:19,135	0:11,485	0:43,563	0:12,621	0:19,231	0:11,711	0:43,541	0:12,680	0:19,296	0:11,565
Runde 13	0:43,149	0:12,496	0:19,140	0:11,513	0:43,366	0:12,576	0:19,201	0:11,589	0:43,501	0:12,686	0:19,140	0:11,675	0:43,556	0:12,686	0:19,271	0:11,599
Runde 14	0:43,215	0:12,560	0:19,119	0:11,536	0:43,553	0:12,633	0:19,240	0:11,680	0:43,846	0:12,728	0:19,403	0:11,715	0:44,207	0:12,707	0:19,706	0:11,794

1st Round
07-08/08



DMSB
ADAC KARTRENNEN KERPEN

DEUTSCHE KART-MEISTERSCHAFT 2020

DMSB-Reg.No.K-11365/20

R 6 DSXC (KZ2) Heat 2 A <> C

Die schnellsten Zeiten

Ort	Nr. Fahrername	Zeit	Streckenl.	Ø Speed
Ziel	334 Doorn,Coen	0:43,075	1107 m	92,5 km/h
Sektion 1	330 Ried,Jonas	0:12,380	329 m	95,7 km/h
Sektion 2	320 Müller,Julian	0:19,087	475 m	89,6 km/h
Sektion 3	334 Doorn,Coen	0:11,420	303 m	95,5 km/h

	Snr.330 Ried,Jonas DEU Solgat Motorsport			Snr.316 Huetting,Brio NLD SRP Racing Team			Snr.325 Karshøj,Lasse DNK LE Racing			Snr.328 Julius-Bernhart,Janmik DEU SRP Racing Team			Snr.312 Stumpf,Stephen DEU Solgat Motorsport							
	theoretisch mögliche Bestzeit	Ziel	Bestzeit	theoretisch mögliche Bestzeit	Ziel	Bestzeit	theoretisch mögliche Bestzeit	Ziel	Bestzeit	theoretisch mögliche Bestzeit	Ziel	Bestzeit	theoretisch mögliche Bestzeit	Ziel	Bestzeit					
best	0:43,089	0:12,380	0:19,187	0:11,438	0:43,666	0:12,585	0:19,376	0:11,612	0:43,638	0:12,594	0:19,357	0:11,603	0:43,561	0:12,538	0:19,315	0:11,623	0:43,498	0:12,584	0:19,319	0:11,595
Runde 1	0:49,135	0:15,667	0:21,150	0:12,318	0:47,625	0:14,645	0:20,595	0:12,385	0:48,560	0:15,493	0:20,764	0:12,303	0:49,718	0:15,851	0:21,266	0:12,601	0:49,090	0:15,317	0:21,192	0:12,581
Runde 2	0:45,062	0:13,117	0:20,045	0:11,900	0:45,293	0:13,453	0:19,894	0:11,946	0:45,646	0:13,494	0:20,233	0:11,919	0:45,249	0:13,395	0:19,975	0:11,879	0:45,332	0:13,338	0:19,994	0:12,000
Runde 3	0:44,195	0:12,885	0:19,728	0:11,582	0:43,920	0:12,761	0:19,452	0:11,707	0:44,103	0:12,935	0:19,535	0:11,633	0:44,473	0:12,850	0:19,736	0:11,887	0:44,417	0:12,913	0:19,673	0:11,831
Runde 4	0:44,002	0:12,658	0:19,566	0:11,778	0:43,959	0:12,739	0:19,446	0:11,774	0:44,046	0:12,636	0:19,592	0:11,818	0:44,537	0:12,808	0:19,884	0:11,845	0:44,430	0:12,829	0:19,673	0:11,928
Runde 5	0:43,905	0:12,853	0:19,502	0:11,550	0:43,953	0:12,738	0:19,508	0:11,707	0:43,952	0:12,908	0:19,405	0:11,639	0:43,906	0:12,685	0:19,481	0:11,740	0:44,216	0:13,053	0:19,503	0:11,660
Runde 6	0:43,351	0:12,516	0:19,337	0:11,498	0:43,704	0:12,633	0:19,382	0:11,689	0:43,886	0:12,897	0:19,382	0:11,607	0:43,875	0:12,664	0:19,480	0:11,731	0:43,841	0:12,754	0:19,422	0:11,665
Runde 7	0:43,369	0:12,444	0:19,289	0:11,636	0:44,279	0:12,585	0:19,470	0:12,224	0:43,708	0:12,701	0:19,377	0:11,630	0:43,630	0:12,607	0:19,362	0:11,661	0:43,810	0:12,738	0:19,438	0:11,634
Runde 8	0:44,144	0:13,022	0:19,564	0:11,558	0:44,124	0:13,000	0:19,512	0:11,612	0:43,638	0:12,618	0:19,411	0:11,609	0:43,561	0:12,538	0:19,391	0:11,632	0:43,498	0:12,584	0:19,319	0:11,595
Runde 9	0:43,625	0:12,690	0:19,455	0:11,480	0:44,180	0:13,019	0:19,536	0:11,625	0:44,006	0:12,790	0:19,563	0:11,653	0:43,864	0:12,548	0:19,536	0:11,780	0:43,700	0:12,598	0:19,418	0:11,684
Runde 10	0:43,309	0:12,639	0:19,207	0:11,463	0:43,752	0:12,646	0:19,376	0:11,730	0:43,695	0:12,594	0:19,498	0:11,603	0:44,249	0:12,710	0:19,627	0:11,912	0:44,242	0:12,645	0:19,609	0:11,988
Runde 11	0:43,089	0:12,380	0:19,220	0:11,489	0:43,666	0:12,660	0:19,385	0:11,621	0:43,767	0:12,752	0:19,393	0:11,622	0:43,578	0:12,640	0:19,315	0:11,623	0:43,806	0:12,755	0:19,380	0:11,671
Runde 12	0:43,097	0:12,472	0:19,187	0:11,438	0:43,767	0:12,692	0:19,396	0:11,679	0:43,642	0:12,646	0:19,357	0:11,639	0:43,807	0:12,642	0:19,483	0:11,682	0:43,679	0:12,689	0:19,365	0:11,625
Runde 13	0:43,381	0:12,520	0:19,347	0:11,514	0:43,728	0:12,673	0:19,407	0:11,648	0:43,894	0:12,706	0:19,435	0:11,753	0:43,728	0:12,623	0:19,443	0:11,662	0:43,693	0:12,646	0:19,420	0:11,627
Runde 14	0:43,504	0:12,603	0:19,273	0:11,628	0:43,983	0:12,721	0:19,433	0:11,829	0:43,910	0:12,665	0:19,407	0:11,838	0:43,741	0:12,641	0:19,441	0:11,659	0:43,607	0:12,601	0:19,359	0:11,647

R 6 DSKG (KZ2) Heat 2 A < > C

Die schnellsten Zeiten

Ort	Nr. Fahrername	Zeit	Streckenl.	Ø Speed
Ziel	334 Doorn,Coen	0:43,075	1107 m	92,5 km/h
Sektion 1	330 Ried,Jonas	0:12,380	329 m	95,7 km/h
Sektion 2	320 Müller,Julian	0:19,087	475 m	89,6 km/h
Sektion 3	334 Doorn,Coen	0:11,420	303 m	95,5 km/h

	Snr.339 Walter, Luca DEU Luca Walter			Snr.333 Feller,Silas DEU Millennium Racing Team			Snr.341 Vliadic,Lukas DEU SRP Racing Team			Snr.329 Reiböck,Lukas AUT BIREL ART RACING KSW			Snr.310 Fredriksson,Lucas SWE JP RACING							
	theoretisch mögliche Bestzeit	Ziel	Bestzeit	theoretisch mögliche Bestzeit	Ziel	Bestzeit	theoretisch mögliche Bestzeit	Ziel	Bestzeit	theoretisch mögliche Bestzeit	Ziel	Bestzeit	theoretisch mögliche Bestzeit	Ziel	Bestzeit					
best	0:43,796	0:12,654	0:19,339	0:11,647	0:43,505	0:12,533	0:19,308	0:11,591	0:43,546	0:12,565	0:19,337	0:11,600	0:43,636	0:12,540	0:19,353	0:11,581	0:43,820	0:12,666	0:19,354	0:11,660
Runde 1	0:48,026	0:14,950	0:20,750	0:12,326	0:49,607	0:15,536	0:21,453	0:12,618	0:49,397	0:15,498	0:21,321	0:12,578	0:49,520	0:15,576	0:21,285	0:12,659	0:49,392	0:15,414	0:21,380	0:12,598
Runde 2	0:45,217	0:13,438	0:19,854	0:11,925	0:45,438	0:13,181	0:20,232	0:12,025	0:45,511	0:13,427	0:20,024	0:12,060	0:45,513	0:13,180	0:20,297	0:12,036	0:45,773	0:13,774	0:20,062	0:11,937
Runde 3	0:44,170	0:12,880	0:19,538	0:11,752	0:44,287	0:12,805	0:19,685	0:11,797	0:44,211	0:12,863	0:19,443	0:11,905	0:44,898	0:13,092	0:19,892	0:11,914	0:45,191	0:13,518	0:19,800	0:11,873
Runde 4	0:44,398	0:12,967	0:19,622	0:11,809	0:44,473	0:12,990	0:19,654	0:11,829	0:44,245	0:12,821	0:19,577	0:11,847	0:44,030	0:12,629	0:19,486	0:11,915	0:44,517	0:13,203	0:19,624	0:11,690
Runde 5	0:44,571	0:13,394	0:19,502	0:11,675	0:44,192	0:13,030	0:19,510	0:11,652	0:44,514	0:13,133	0:19,664	0:11,717	0:44,504	0:12,881	0:19,715	0:11,908	0:44,155	0:12,756	0:19,692	0:11,707
Runde 6	0:43,901	0:12,708	0:19,485	0:11,708	0:43,931	0:12,668	0:19,542	0:11,721	0:43,829	0:12,679	0:19,466	0:11,684	0:43,831	0:12,604	0:19,446	0:11,781	0:44,147	0:12,681	0:19,658	0:11,808
Runde 7	0:43,824	0:12,654	0:19,431	0:11,739	0:43,769	0:12,731	0:19,378	0:11,660	0:43,981	0:12,765	0:19,440	0:11,776	0:43,792	0:12,555	0:19,524	0:11,713	0:43,894	0:12,847	0:19,386	0:11,661
Runde 8	0:43,796	0:12,679	0:19,470	0:11,647	0:43,568	0:12,550	0:19,427	0:11,591	0:44,188	0:12,762	0:19,507	0:11,919	0:44,297	0:12,890	0:19,486	0:11,921	0:43,852	0:12,685	0:19,426	0:11,741
Runde 9	0:44,309	0:12,725	0:19,647	0:11,937	0:43,505	0:12,533	0:19,308	0:11,664	0:43,603	0:12,565	0:19,389	0:11,649	0:43,796	0:12,733	0:19,482	0:11,581	0:43,955	0:12,811	0:19,466	0:11,678
Runde 10	0:44,536	0:12,973	0:19,567	0:11,996	0:44,250	0:12,626	0:19,646	0:11,978	0:43,546	0:12,608	0:19,338	0:11,600	0:43,636	0:12,559	0:19,353	0:11,724	0:43,897	0:12,728	0:19,401	0:11,768
Runde 11	0:43,835	0:12,769	0:19,339	0:11,727	0:43,939	0:12,732	0:19,410	0:11,797	0:43,567	0:12,578	0:19,337	0:11,652	0:44,271	0:12,682	0:19,693	0:11,896	0:43,847	0:12,666	0:19,521	0:11,660
Runde 12	0:44,188	0:13,024	0:19,402	0:11,762	0:43,897	0:12,671	0:19,523	0:11,703	0:43,892	0:12,767	0:19,421	0:11,704	0:43,804	0:12,575	0:19,569	0:11,660	0:44,385	0:12,820	0:19,766	0:11,799
Runde 13	0:43,853	0:12,710	0:19,417	0:11,726	0:43,786	0:12,638	0:19,498	0:11,650	0:43,882	0:12,742	0:19,402	0:11,738	0:43,692	0:12,540	0:19,512	0:11,640	0:44,141	0:12,909	0:19,412	0:11,820
Runde 14	0:43,990	0:12,789	0:19,460	0:11,741	0:43,977	0:12,817	0:19,517	0:11,643	0:44,134	0:12,718	0:19,701	0:11,715	0:43,827	0:12,584	0:19,557	0:11,686	0:43,820	0:12,701	0:19,354	0:11,765

R 6 DSKG (KZ2) Heat 2 A < > C

Die schnellsten Zeiten

Ort	Nr. Fhriername	Zeit	Streckenl.	ø Speed
Ziel	334 Doorn,Coen	0:43,075	1107 m	92,5 km/h
Sektion 1	330 Ried,Jonas	0:12,380	329 m	95,7 km/h
Sektion 2	320 Müller,Julian	0:19,087	475 m	89,6 km/h
Sektion 3	334 Doorn,Coen	0:11,420	303 m	95,5 km/h

	Smr.340 Lukaschewsky,Karl DEU SRP Racing Team			Smr.350 Steen,Bas NLD Bas Steen			Smr.324 Jaromin,David DEU AP-Racing			Smr.354 Krogh,Gustav DNK RS Competition						
	theoretisch mögliche Bestzeit	Ziel	Sektion 3	theoretisch mögliche Bestzeit	Ziel	Sektion 3	theoretisch mögliche Bestzeit	Ziel	Sektion 3	theoretisch mögliche Bestzeit	Ziel	Sektion 3				
best	0:44,019	0:12,733	0:19,464	0:11,719	0:43,816	0:12,696	0:11,693	0:43,474	0:12,545	0:19,277	0:11,567	0:44,241	0:12,777	0:19,571	0:11,741	
Runde 1	0:48,028	0:15,152	0:20,651	0:12,225	0:49,406	0:15,364	0:21,527	0:12,515	0:47,860	0:15,053	0:20,555	0:12,252	0:49,340	0:15,304	0:21,545	0:12,491
Runde 2	0:46,526	0:14,514	0:20,027	0:11,985	0:45,355	0:13,438	0:19,984	0:11,933	0:45,052	0:13,318	0:19,834	0:11,900	0:45,491	0:13,405	0:20,201	0:11,885
Runde 3	0:45,043	0:13,353	0:19,872	0:11,818	0:45,010	0:13,406	0:19,698	0:11,906	0:44,211	0:12,946	0:19,525	0:11,740	0:44,814	0:13,034	0:19,755	0:12,025
Runde 4	0:44,374	0:12,901	0:19,667	0:11,806	0:44,419	0:13,043	0:19,577	0:11,799	0:44,320	0:12,704	0:19,560	0:12,056	0:44,241	0:12,816	0:19,684	0:11,741
Runde 5	0:44,083	0:12,772	0:19,592	0:11,719	0:44,276	0:12,894	0:19,524	0:11,858	0:43,832	0:12,632	0:19,402	0:11,798	0:44,264	0:12,777	0:19,571	0:11,916
Runde 6	0:44,379	0:13,044	0:19,584	0:11,751	0:44,330	0:12,877	0:19,596	0:11,857	0:43,556	0:12,545	0:19,285	0:11,726				
Runde 7	0:44,692	0:13,434	0:19,464	0:11,794	0:44,447	0:13,254	0:19,414	0:11,779	0:43,742	0:12,816	0:19,297	0:11,629				
Runde 8	0:44,216	0:12,782	0:19,578	0:11,856	0:43,850	0:12,717	0:19,378	0:11,755	0:43,474	0:12,630	0:19,277	0:11,567				
Runde 9	0:44,625	0:13,355	0:19,502	0:11,768	0:43,932	0:12,723	0:19,469	0:11,740	0:47,067	0:14,673	0:20,501	0:11,893				
Runde 10	0:44,019	0:12,733	0:19,525	0:11,761	0:43,869	0:12,713	0:19,452	0:11,704	0:44,451	0:12,848	0:19,765	0:11,838				
Runde 11	0:44,102	0:12,738	0:19,618	0:11,746	0:43,816	0:12,696	0:19,427	0:11,693	0:45,955	0:14,372	0:19,663	0:11,920				
Runde 12	0:44,835	0:13,164	0:19,751	0:11,920	0:44,290	0:12,735	0:19,665	0:11,890	0:45,400	0:13,792	0:19,825	0:11,783				
Runde 13	0:44,555	0:13,102	0:19,615	0:11,838	0:44,795	0:13,268	0:19,685	0:11,842	0:45,200	0:13,718	0:19,638	0:11,844				
Runde 14	0:44,346	0:12,887	0:19,631	0:11,828	0:43,968	0:12,814	0:19,398	0:11,756	0:45,719	0:13,265	0:20,164	0:12,290				

R 2 DSKC (KZ2) Heat 1 B < > C

Fahrername Driver	Träger Tim	Voegeding Paul	Himmels Yannik	Lukaschewsky Karl	Karlshøj Lasse	Walter Luca	Vladic Lukas	Dresen Andreas	Stumpf Stephen	Julius-Bernhart Jannik	Smeets Jesse	Nelles Mika
schnellste Runde	0:42,995 Rn. 7	0:43,057 Rn. 6	0:43,007 Rn. 10	0:43,211 Rn. 7	0:43,430 Rn. 9	0:43,475 Rn. 12	0:43,340 Rn. 10	0:43,246 Rn. 7	0:43,357 Rn. 13	0:43,292 Rn. 13	0:43,791 Rn. 12	0:43,528 Rn. 6
Speed	92,7 km/h	92,6 km/h	92,7 km/h	92,2 km/h	91,8 km/h	91,7 km/h	92,0 km/h	92,2 km/h	91,9 km/h	92,1 km/h	91,0 km/h	91,6 km/h
Lap 1	0:47,263	0:46,758	0:47,945	0:47,690	0:47,329	0:47,113	0:47,159	0:47,862	0:47,808	0:48,145	0:47,872	0:47,822
Lap 2	0:43,970	0:43,942	0:44,354	0:44,375	0:44,514	0:44,502	0:44,302	0:44,442	0:44,440	0:44,428	0:44,993	0:44,630
Lap 3	0:43,545	0:43,695	0:43,579	0:43,783	0:43,732	0:43,919	0:43,958	0:44,092	0:44,577	0:43,894	0:44,552	0:44,525
Lap 4	0:43,164	0:43,481	0:43,369	0:43,645	0:43,732	0:43,875	0:43,756	0:43,365	0:43,709	0:43,703	0:43,899	0:44,434
Lap 5	0:43,076	0:43,213	0:43,100	0:43,351	0:43,563	0:43,634	0:43,726	0:43,579	0:43,622	0:43,787	0:43,792	0:43,906
Lap 6	0:43,210	0:43,057	0:43,152	0:43,396	0:43,681	0:43,552	0:43,625	0:43,683	0:43,607	0:44,059	0:43,880	0:43,528
Lap 7	0:42,995	0:43,157	0:43,246	0:43,211	0:43,566	0:43,568	0:43,478	0:43,246	0:43,649	0:43,374	0:43,946	0:43,814
Lap 8	0:43,230	0:43,112	0:43,106	0:43,324	0:43,542	0:43,601	0:43,881	0:43,897	0:43,453	0:43,768	0:43,942	0:43,579
Lap 9	0:43,078	0:43,117	0:43,113	0:43,310	0:43,430	0:43,526	0:43,725	0:43,709	0:43,609	0:43,792	0:43,839	0:43,789
Lap 10	0:43,105	0:43,063	0:43,007	0:43,260	0:43,447	0:43,481	0:43,340	0:43,334	0:43,472	0:44,085	0:43,799	0:44,133
Lap 11	0:43,107	0:43,162	0:43,116	0:43,284	0:43,460	0:43,496	0:43,348	0:43,364	0:43,382	0:43,350	0:43,880	0:43,858
Lap 12	0:43,215	0:43,151	0:43,171	0:43,253	0:43,471	0:43,475	0:43,432	0:43,434	0:43,364	0:43,406	0:43,791	0:43,753
Lap 13	0:43,543	0:43,329	0:43,400	0:43,407	0:43,570	0:43,555	0:43,442	0:43,400	0:43,357	0:43,292	0:44,075	0:43,919
Lap 14	0:43,811	0:43,419	0:43,489	0:44,803	0:43,958	0:44,224	0:44,081	0:44,134	0:44,234	0:44,786	0:44,283	0:44,389

R 2 DSKG (KZ2) Heat 1 B < > C

Fahrername Driver	Jaromin David	Fikse Jeffrey	Preibisch Marius	Jonsson Lukas	Beyerlein Patrick	Greif Toni	Krogh Gustav
schnellste Runde in Runde	0:43,101 Rn. 12	0:43,408 Rn. 11	0:43,798 Rn. 11	0:44,412 Rn. 7	0:43,728 Rn. 11	0:43,047 Rn. 7	0:44,611 Rn. 4
Speed	92,5 km/h	91,8 km/h	91,0 km/h	89,7 km/h	91,1 km/h	92,6 km/h	89,3 km/h
Lap 1	0:47,892	0:47,957	0:47,878	0:48,319	0:47,908	0:47,542	0:47,660
Lap 2	0:44,324	0:45,029	0:44,732	0:45,233	0:44,783	0:44,323	0:44,940
Lap 3	0:43,515	0:44,897	0:44,879	0:45,303	0:45,094	0:43,757	0:45,017
Lap 4	0:43,397	0:44,506	0:44,748	0:44,652	0:44,637	0:43,902	0:44,611
Lap 5	0:43,177	0:45,265	0:46,381	0:45,386	0:46,217	0:43,324	
Lap 6	0:43,148	0:43,649	0:44,061	0:44,704	0:44,169	0:43,202	
Lap 7	0:43,233	0:43,615	0:44,009	0:44,412	0:43,967	0:43,047	
Lap 8	0:43,124	0:43,582	0:43,994	0:44,548	0:43,970	0:43,198	
Lap 9	0:43,111	0:43,458	0:43,968	0:44,600	0:43,962	0:43,286	
Lap 10	0:43,152	0:43,409	0:43,993	0:44,707	0:44,053	0:43,358	
Lap 11	0:43,135	0:43,408	0:43,798	0:45,106	0:43,728	0:43,311	
Lap 12	0:43,101	0:43,503	0:43,891	0:45,105	0:52,580	0:43,338	
Lap 13	0:43,269	0:43,829	0:44,005	0:44,834	0:46,004	0:43,847	
Lap 14	0:50,587	0:44,502	0:44,651	0:44,819	0:47,177		

1st Round
07-08/08




ADAC-KARTRENNEN KERPEN

DEUTSCHE KART-MEISTERSCHAFT 2020

DMSB-Reg.No.K-11365/20

R 2 DSKC (KZ2) Heat 1 B < > C

Ziel		Sektion 1		Sektion 2		Sektion 3	
Fahrername	Zeit	Fahrername	Zeit	Fahrername	Zeit	Fahrername	Zeit
1 313 Tröger, Tim	0:42,995	324 Jaromin, David	0:12,450	313 Tröger, Tim	0:18,986	309 Greif, Toni	0:11,456
2 306 Himmels, Yannik	0:43,007	306 Himmels, Yannik	0:12,460	306 Himmels, Yannik	0:19,008	324 Jaromin, David	0:11,468
3 309 Greif, Toni	0:43,047	308 Voegeding, Paul	0:12,466	308 Voegeding, Paul	0:19,031	313 Tröger, Tim	0:11,496
4 308 Voegeding, Paul	0:43,057	313 Tröger, Tim	0:12,467	324 Jaromin, David	0:19,032	306 Himmels, Yannik	0:11,499
5 324 Jaromin, David	0:43,101	325 Karishøj, Lasse	0:12,471	309 Greif, Toni	0:19,100	308 Voegeding, Paul	0:11,502
6 340 Lukaszewsky, Karl	0:43,211	332 Dresen, Andreas	0:12,476	340 Lukaszewsky, Karl	0:19,126	341 Vladic, Lukas	0:11,512
7 332 Dresen, Andreas	0:43,246	328 Julius-Bernhart, Jannik	0:12,478	341 Vladic, Lukas	0:19,146	332 Dresen, Andreas	0:11,520
8 328 Julius-Bernhart, Jannik	0:43,292	312 Stumpf, Stephen	0:12,487	332 Dresen, Andreas	0:19,172	312 Stumpf, Stephen	0:11,532
9 341 Vladic, Lukas	0:43,340	309 Greif, Toni	0:12,491	328 Julius-Bernhart, Jannik	0:19,198	340 Lukaszewsky, Karl	0:11,534
10 312 Stumpf, Stephen	0:43,357	341 Vladic, Lukas	0:12,516	312 Stumpf, Stephen	0:19,205	325 Karishøj, Lasse	0:11,549
11 353 Fikse, Jeffrey	0:43,408	340 Lukaszewsky, Karl	0:12,519	353 Fikse, Jeffrey	0:19,226	353 Fikse, Jeffrey	0:11,551
12 325 Karishøj, Lasse	0:43,430	321 Nelles, Mika	0:12,534	339 Walter, Luca	0:19,237	328 Julius-Bernhart, Jannik	0:11,553
13 339 Walter, Luca	0:43,475	353 Fikse, Jeffrey	0:12,548	325 Karishøj, Lasse	0:19,262	321 Nelles, Mika	0:11,591
14 321 Nelles, Mika	0:43,528	339 Walter, Luca	0:12,551	321 Nelles, Mika	0:19,354	339 Walter, Luca	0:11,611
15 335 Beyerlein, Patrick	0:43,728	335 Beyerlein, Patrick	0:12,576	351 Smeets, Jesse	0:19,379	351 Smeets, Jesse	0:11,685
16 351 Smeets, Jesse	0:43,791	351 Smeets, Jesse	0:12,616	311 Preibisch, Marius	0:19,380	311 Preibisch, Marius	0:11,713
17 311 Preibisch, Marius	0:43,798	311 Preibisch, Marius	0:12,671	335 Beyerlein, Patrick	0:19,402	335 Beyerlein, Patrick	0:11,723
18 327 Jonsson, Lukas	0:44,412	327 Jonsson, Lukas	0:12,787	354 Krogh, Gustav	0:19,600	354 Krogh, Gustav	0:11,858
19 354 Krogh, Gustav	0:44,611	354 Krogh, Gustav	0:13,064	327 Jonsson, Lukas	0:19,719	327 Jonsson, Lukas	0:11,896

1st Round
07-08/08



DMSB
ADAC KARTRENNEN KERPEN

DEUTSCHE KART-MEISTERSCHAFT 2020

DMSB-Reg.No.K-11365/20

R 2 DSKG (KZ2) Heat 1B <> C

Die schnellsten Zeiten

Ort	Nr. Fahrername	Zeit	Streckenl.	ø Speed
Ziel	313 Tröger, Tim	0:42,995	1107 m	92,7 km/h
Sektion 1	324 Jaromin, David	0:12,450	329 m	95,1 km/h
Sektion 2	313 Tröger, Tim	0:18,986	475 m	90,1 km/h
Sektion 3	309 Greif, Toni	0:11,456	303 m	95,2 km/h

	Smr.313 Tröger, Tim DEU Mach1 Motorsport			Smr.308 Voegeding, Paul DEU Mach1 Motorsport			Smr.306 Himmels, Yannik DEU SRP Racing Team			Smr.340 Lukaschewsky, Karl DEU SRP Racing Team			Smr.325 Karlishøj, Lasse DNK LE Racing							
	theoretisch mögliche Bestzeit	Ziel	Sektion 3	theoretisch mögliche Bestzeit	Ziel	Sektion 3	theoretisch mögliche Bestzeit	Ziel	Sektion 3	theoretisch mögliche Bestzeit	Ziel	Sektion 3	theoretisch mögliche Bestzeit	Ziel	Sektion 3					
best	0:42,995	0:12,467	0:18,986	0:11,496	0:43,057	0:12,466	0:19,031	0:11,502	0:43,007	0:12,460	0:19,008	0:11,499	0:43,211	0:12,519	0:19,126	0:11,534	0:43,430	0:12,471	0:19,262	0:11,549
Runde 1	0:47,263	0:15,270	0:20,069	0:11,924	0:46,758	0:14,801	0:20,066	0:11,891	0:47,945	0:15,910	0:20,168	0:11,867	0:47,690	0:15,214	0:20,250	0:12,226	0:47,329	0:14,848	0:20,176	0:12,305
Runde 2	0:43,970	0:12,831	0:19,384	0:11,755	0:43,942	0:12,834	0:19,339	0:11,769	0:44,354	0:13,087	0:19,464	0:11,803	0:44,375	0:13,109	0:19,521	0:11,745	0:44,514	0:13,043	0:19,621	0:11,850
Runde 3	0:43,545	0:12,678	0:19,286	0:11,581	0:43,695	0:12,772	0:19,317	0:11,606	0:43,579	0:12,786	0:19,211	0:11,582	0:43,783	0:12,826	0:19,321	0:11,636	0:43,732	0:12,745	0:19,343	0:11,644
Runde 4	0:43,164	0:12,561	0:19,066	0:11,537	0:43,481	0:12,696	0:19,213	0:11,572	0:43,369	0:12,631	0:19,165	0:11,573	0:43,645	0:12,733	0:19,342	0:11,570	0:43,732	0:12,697	0:19,395	0:11,640
Runde 5	0:43,076	0:12,533	0:19,026	0:11,517	0:43,213	0:12,575	0:19,066	0:11,572	0:43,100	0:12,518	0:19,048	0:11,534	0:43,351	0:12,605	0:19,170	0:11,576	0:43,563	0:12,576	0:19,357	0:11,630
Runde 6	0:43,210	0:12,540	0:19,110	0:11,560	0:43,057	0:12,509	0:19,046	0:11,502	0:43,152	0:12,549	0:19,097	0:11,506	0:43,396	0:12,647	0:19,210	0:11,539	0:43,681	0:12,643	0:19,479	0:11,559
Runde 7	0:42,995	0:12,513	0:18,986	0:11,496	0:43,157	0:12,531	0:19,045	0:11,581	0:43,246	0:12,525	0:19,222	0:11,499	0:43,211	0:12,551	0:19,126	0:11,534	0:43,566	0:12,640	0:19,377	0:11,549
Runde 8	0:43,230	0:12,545	0:19,048	0:11,637	0:43,112	0:12,524	0:19,061	0:11,527	0:43,106	0:12,533	0:19,073	0:11,500	0:43,324	0:12,569	0:19,205	0:11,550	0:43,542	0:12,662	0:19,262	0:11,618
Runde 9	0:43,078	0:12,503	0:19,042	0:11,533	0:43,117	0:12,491	0:19,063	0:11,563	0:43,113	0:12,460	0:19,152	0:11,501	0:43,310	0:12,578	0:19,136	0:11,596	0:43,430	0:12,540	0:19,290	0:11,600
Runde 10	0:43,105	0:12,528	0:19,073	0:11,504	0:43,063	0:12,466	0:19,087	0:11,510	0:43,007	0:12,483	0:19,008	0:11,516	0:43,260	0:12,539	0:19,142	0:11,579	0:43,447	0:12,555	0:19,327	0:11,565
Runde 11	0:43,107	0:12,529	0:19,045	0:11,533	0:43,162	0:12,529	0:19,061	0:11,572	0:43,116	0:12,465	0:19,151	0:11,500	0:43,284	0:12,549	0:19,178	0:11,557	0:43,460	0:12,536	0:19,346	0:11,578
Runde 12	0:43,215	0:12,467	0:19,208	0:11,540	0:43,151	0:12,560	0:19,031	0:11,560	0:43,171	0:12,477	0:19,091	0:11,603	0:43,253	0:12,545	0:19,133	0:11,575	0:43,471	0:12,539	0:19,339	0:11,593
Runde 13	0:43,543	0:12,737	0:19,093	0:11,713	0:43,329	0:12,499	0:19,118	0:11,712	0:43,400	0:12,534	0:19,122	0:11,744	0:43,407	0:12,519	0:19,245	0:11,643	0:43,570	0:12,471	0:19,380	0:11,719
Runde 14	0:43,811	0:13,095	0:19,073	0:11,643	0:43,419	0:12,611	0:19,208	0:11,600	0:43,489	0:12,597	0:19,247	0:11,645	0:44,803	0:13,495	0:19,608	0:11,700	0:43,958	0:12,819	0:19,495	0:11,644

R 2 DSKG (KZ2) Heat 1B <> C

Die schnellsten Zeiten

Ort	Nr. Fahrername	Zeit	Streckenl.	ø Speed
Ziel	313 Träger, Tim	0:42,995	1107 m	92,7 km/h
Sektion 1	324 Jaromin, David	0:12,450	329 m	95,1 km/h
Sektion 2	313 Träger, Tim	0:18,986	475 m	90,1 km/h
Sektion 3	309 Greif, Toni	0:11,456	303 m	95,2 km/h

	Snr.328 Julius-Bernhart,Jannik DEU SRP Racing Team			Snr.351 Smeets,Jesse NLD Jesse Smeets			Snr.321 Nelles,Mika DEU DS Kartsport			Snr.353 Fikse,Jeffrey NLD Jeffrey Fikse			Snr.311 Preibisch,Marius DEU Bamberger Karttracing							
	theoretisch mögliche Bestzeit	Ziel	Bestzeit	theoretisch mögliche Bestzeit	Ziel	Bestzeit	theoretisch mögliche Bestzeit	Ziel	Bestzeit	theoretisch mögliche Bestzeit	Ziel	Bestzeit	theoretisch mögliche Bestzeit	Ziel	Bestzeit					
best	0:43,292	0:12,478	0:19,198	0:11,553	0:43,791	0:12,616	0:19,379	0:11,685	0:43,528	0:12,534	0:19,354	0:11,591	0:43,408	0:12,548	0:19,226	0:11,551	0:43,798	0:12,671	0:19,380	0:11,713
Runde 1	0:48,145	0:15,396	0:20,547	0:12,202	0:47,872	0:14,990	0:20,462	0:12,420	0:47,822	0:15,185	0:20,371	0:12,266	0:47,957	0:15,313	0:20,355	0:12,289	0:47,878	0:14,895	0:20,811	0:12,172
Runde 2	0:44,428	0:12,919	0:19,700	0:11,809	0:44,993	0:13,077	0:19,857	0:12,059	0:44,630	0:12,942	0:19,807	0:11,881	0:45,029	0:13,610	0:19,587	0:11,832	0:44,732	0:12,971	0:19,818	0:11,943
Runde 3	0:43,894	0:12,797	0:19,513	0:11,584	0:44,552	0:13,150	0:19,601	0:11,801	0:44,525	0:13,077	0:19,727	0:11,721	0:44,897	0:13,172	0:19,978	0:11,747	0:44,879	0:13,399	0:19,695	0:11,785
Runde 4	0:43,703	0:12,646	0:19,323	0:11,734	0:43,899	0:12,727	0:19,487	0:11,685	0:44,434	0:12,842	0:19,691	0:11,901	0:44,506	0:12,770	0:19,990	0:11,746	0:44,748	0:13,142	0:19,671	0:11,935
Runde 5	0:43,787	0:12,681	0:19,317	0:11,789	0:43,792	0:12,701	0:19,379	0:11,712	0:43,906	0:12,690	0:19,512	0:11,704	0:45,265	0:12,859	0:20,551	0:11,855	0:46,381	0:12,944	0:21,273	0:12,164
Runde 6	0:44,059	0:13,131	0:19,370	0:11,558	0:43,880	0:12,699	0:19,474	0:11,707	0:43,528	0:12,534	0:19,354	0:11,640	0:43,649	0:12,551	0:19,547	0:11,551	0:44,061	0:12,828	0:19,510	0:11,723
Runde 7	0:43,374	0:12,547	0:19,241	0:11,586	0:43,946	0:12,652	0:19,491	0:11,803	0:43,814	0:12,664	0:19,514	0:11,636	0:43,615	0:12,725	0:19,315	0:11,575	0:44,009	0:12,748	0:19,500	0:11,761
Runde 8	0:43,768	0:12,478	0:19,616	0:11,674	0:43,942	0:12,752	0:19,418	0:11,772	0:43,579	0:12,572	0:19,416	0:11,591	0:43,582	0:12,620	0:19,337	0:11,625	0:43,994	0:12,776	0:19,456	0:11,762
Runde 9	0:43,792	0:12,680	0:19,361	0:11,751	0:43,839	0:12,681	0:19,442	0:11,716	0:43,789	0:12,618	0:19,499	0:11,672	0:43,458	0:12,599	0:19,268	0:11,591	0:43,968	0:12,671	0:19,532	0:11,765
Runde 10	0:44,085	0:13,055	0:19,397	0:11,633	0:43,799	0:12,662	0:19,404	0:11,733	0:44,133	0:12,858	0:19,542	0:11,733	0:43,409	0:12,591	0:19,260	0:11,558	0:43,993	0:12,776	0:19,504	0:11,713
Runde 11	0:43,350	0:12,532	0:19,250	0:11,568	0:43,880	0:12,616	0:19,418	0:11,846	0:43,858	0:12,579	0:19,578	0:11,701	0:43,408	0:12,563	0:19,226	0:11,619	0:43,798	0:12,674	0:19,380	0:11,744
Runde 12	0:43,406	0:12,515	0:19,338	0:11,553	0:43,791	0:12,652	0:19,412	0:11,727	0:43,753	0:12,673	0:19,365	0:11,715	0:43,503	0:12,548	0:19,305	0:11,650	0:43,891	0:12,675	0:19,487	0:11,729
Runde 13	0:43,292	0:12,483	0:19,198	0:11,611	0:44,075	0:12,774	0:19,408	0:11,893	0:43,919	0:12,699	0:19,423	0:11,797	0:43,829	0:12,595	0:19,465	0:11,769	0:44,005	0:12,731	0:19,380	0:11,894
Runde 14	0:44,786	0:12,584	0:20,331	0:11,871	0:44,283	0:12,739	0:19,714	0:11,830	0:44,389	0:12,783	0:19,749	0:11,857	0:44,502	0:12,783	0:19,759	0:11,960	0:44,651	0:12,891	0:19,920	0:11,840

R 2 DSKG (KZ2) Heat 1B <> C

Die schnellsten Zeiten

Ort	Nr. Fahrername	Zeit	Streckenl.	ø Speed
Ziel	313 Träger, Tim	0:42,995	1107 m	92,7 km/h
Sektion 1	324 Jaromin, David	0:12,450	329 m	95,1 km/h
Sektion 2	313 Träger, Tim	0:18,986	475 m	90,1 km/h
Sektion 3	309 Greif, Toni	0:11,456	303 m	95,2 km/h

	Snr.327 Jonsson,Lukas SWE JP RACING			Snr.335 Beyerlein,Patrick DEU BEYMO-Karttracing			Snr.309 Greif,Toni DEU Solgar Motorsport			Snr.354 Krogh,Gustav DNK RS Competition						
	theoretisch mögliche Bestzeit	Ziel	Sektion 3	theoretisch mögliche Bestzeit	Ziel	Sektion 3	theoretisch mögliche Bestzeit	Ziel	Sektion 3	theoretisch mögliche Bestzeit	Ziel	Sektion 3				
best	0:44,412	0:12,787	0:19,719	0:11,896	0:43,728	0:12,576	0:19,402	0:11,723	0:43,047	0:12,491	0:19,100	0:11,456	0:44,611	0:13,064	0:19,600	0:11,858
Runde 1	0:48,319	0:15,391	0:20,614	0:12,314	0:47,908	0:15,307	0:20,275	0:12,326	0:47,542	0:15,413	0:20,147	0:11,982	0:47,660	0:14,893	0:20,439	0:12,328
Runde 2	0:45,233	0:13,239	0:20,003	0:11,991	0:44,783	0:12,943	0:19,843	0:11,997	0:44,323	0:13,059	0:19,549	0:11,715	0:44,940	0:13,200	0:19,798	0:11,942
Runde 3	0:45,303	0:13,521	0:19,840	0:11,942	0:45,094	0:13,425	0:19,837	0:11,832	0:43,757	0:12,754	0:19,276	0:11,727	0:45,017	0:13,559	0:19,600	0:11,858
Runde 4	0:44,652	0:12,978	0:19,723	0:11,951	0:44,637	0:12,819	0:19,854	0:11,964	0:43,902	0:13,106	0:19,216	0:11,580	0:44,611	0:13,064	0:19,658	0:11,889
Runde 5	0:45,386	0:13,506	0:19,927	0:11,953	0:46,217	0:13,104	0:20,777	0:12,336	0:43,324	0:12,515	0:19,187	0:11,622				
Runde 6	0:44,704	0:12,987	0:19,821	0:11,896	0:44,169	0:12,739	0:19,471	0:11,959	0:43,202	0:12,513	0:19,141	0:11,548				
Runde 7	0:44,412	0:12,787	0:19,719	0:11,906	0:43,967	0:12,642	0:19,469	0:11,856	0:43,047	0:12,491	0:19,100	0:11,456				
Runde 8	0:44,548	0:12,905	0:19,725	0:11,918	0:43,970	0:12,824	0:19,423	0:11,723	0:43,198	0:12,514	0:19,193	0:11,491				
Runde 9	0:44,600	0:12,872	0:19,767	0:11,961	0:43,962	0:12,615	0:19,480	0:11,867	0:43,286	0:12,559	0:19,194	0:11,533				
Runde 10	0:44,707	0:12,920	0:19,793	0:11,994	0:44,053	0:12,706	0:19,466	0:11,881	0:43,358	0:12,521	0:19,310	0:11,527				
Runde 11	0:45,106	0:13,348	0:19,849	0:11,909	0:43,728	0:12,576	0:19,402	0:11,750	0:43,311	0:12,550	0:19,161	0:11,600				
Runde 12	0:45,105	0:13,045	0:19,738	0:12,322	0:52,580	0:12,636	0:19,475	0:20,469	0:43,338	0:12,573	0:19,181	0:11,584				
Runde 13	0:44,884	0:13,106	0:19,784	0:11,944	0:46,004	0:13,551	0:20,036	0:12,417	0:43,847	0:12,522	0:19,216	0:12,109				
Runde 14	0:44,819	0:12,931	0:19,960	0:11,928	0:47,177	0:13,068	0:21,053	0:13,056								

Qualifying DSKG (KZ2)

Strecke / track: 1107m
started: 29 classified: 29 not classified: 0

Pos	Str. Nr.	Fahrer Driver	Nation	Bewerber / Sponsor	Nation	Lizenz R-Lizenz	Chassis / Motor / Reifen	Rn. Laps	schnellste Zeit fastest Lap	Abstand Gap	Lauf Heat	Rn. Lp	Zeit Time
1	334	DOORN, Coen	NLD	A.K. Doorn	NLD	40347	Kart Republic / TM Racing / Vega	7	0:42,672		1	7	0:42,672
2	313	TRÖGER, Tim	DEU	Mach1 Motorsport	DEU	42349 IKC1132554 KBF1005514	Mach 1 / TM Racing / Vega	7	0:42,805	0:00,133	1	7	0:42,805
3	306	HIMMELS, Yannik	DEU	SRP Racing Team	DEU	IKC1147857 KBF1156791	Maranello / TM Racing / Vega	8	0:42,866	0:00,061	1	8	0:42,866
4	320	MÜLLER, Julian	DEU	Mach1 Motorsport	DEU	IKC1137671 KBF1005514	Mach 1 / TM Racing / Vega	7	0:42,876	0:00,010	1	7	0:42,876
5	309	GREIF, Toni	DEU	Solgat Motorsport	DEU	IKB1096240 KBF1079882	Birel Art / TM Racing / Vega	5	0:42,884	0:00,008	1	5	0:42,884
6	324	JAROMIN, David	DEU	AP-Racing	DEU	IKC1176826 KBF1205799	Birel Art / TM Racing / Vega	8	0:42,926	0:00,042	2	8	0:42,926
7	319	PRIMM, Simon Connor	DEU	Valier Motorsport	DEU	IKC171081 KBF1063735	KR / TM Racing / Vega	8	0:42,928	0:00,002	2	8	0:42,928
8	308	VOEGEDING, Paul	DEU	Mach1 Motorsport	DEU	IKB1132472 KBF1005514	Mach 1 / TM Racing / Vega	7	0:42,961	0:00,033	2	7	0:42,961
9	340	LUKASCHEWSKY, Karl	DEU	SRP Racing Team	DEU	1194842 KBF1156791	Maranello / TM Racing / Vega	8	0:42,974	0:00,013	1	8	0:42,974
10	330	RIED, Jonas	DEU	Solgat Motorsport	DEU	IKB1167350 KBF1079882	Birel Art / TM Racing / Vega	9	0:42,978	0:00,004	1	9	0:42,978
11	332	DRESEN, Andreas	DEU	SRP Racing Team	DEU	KBF1156791	Maranello / TM Racing / Vega	8	0:42,989	0:00,011	1	8	0:42,989
12	328	JULIUS-BERNHART, Jannik	DEU	SRP Racing Team	DEU	IKC1163143 KBF1156791	Maranello / TM Racing / Vega	8	0:42,990	0:00,001	1	8	0:42,990
13	336	SJÖGREN, Tobias	SWE	Mach1 Motorsport	DEU	27620 KBF1005514	Mach 1 / TM Racing / Vega	8	0:43,047	0:00,057	2	8	0:43,047
14	351	SMEETS, Jesse	NLD	Jesse Smeets	NLD	42517	CRG / TM Racing / Vega	8	0:43,171	0:00,124	2	8	0:43,171
15	325	KARLSHØJ, Lasse	DNK	LE Racing	DNK	40346 39981	Kosmic / Vortex / Vega	7	0:43,176	0:00,005	1	7	0:43,176
16	316	HUETING, Brio	NLD	SRP Racing Team	DEU	46098 KBF1156791	Maranello / TM Racing / Vega	8	0:43,190	0:00,014	2	8	0:43,190
17	321	NELLES, Mika	DEU	DS Kartsport	DEU	IKC1177154 KBF1154357	Mach 1 / TM Racing / Vega	8	0:43,226	0:00,036	1	8	0:43,226
18	339	WALTER, Luca	DEU	Luca Walter	DEU	IKC1140650 IKC1140650	Alpha Karting / TM Racing / Vega	8	0:43,321	0:00,095	2	8	0:43,321
19	329	REIBÖCK, Lukas	AUT	BIREL ART RACING KSW	AUT	JK2158 BK102	Birel Art / TM Racing / Vega	8	0:43,336	0:00,015	2	8	0:43,336
20	311	PREIBISCH, Marius	DEU	Bamberger Karttracing	DEU	IKC1181135 KBF1197896	Lenzokart / LKE / Vega	11	0:43,380	0:00,044	1	11	0:43,380
21	312	STUMPF, Stephen	DEU	Solgat Motorsport	DEU	IKC1106930 KBF1079882	Birel Art / TM Racing / Vega	7	0:43,402	0:00,022	2	7	0:43,402
22	333	FELLER, Silas	DEU	Millennium Racing Team	DEU	IKC1177256 KBF1095578	Tony Kart / Vortex / Vega	7	0:43,428	0:00,026	2	7	0:43,428
23	353	FIKSE, Jeffrey	NLD	Jeffrey Fikse	NLD	40615	CRG / TM Racing / Vega	8	0:43,438	0:00,010	1	8	0:43,438
24	341	VLADIC, Lukas	DEU	SRP Racing Team	DEU	IKC1191160 KBF1156791	Maranello / TM Racing / Vega	8	0:43,453	0:00,015	2	8	0:43,453
25	350	STEEN, Bas	NLD	Bas Steen	NLD	31350	CKR / TM Racing / Vega	7	0:43,481	0:00,028	2	7	0:43,481
26	335	BEYERLEIN, Patrick	DEU	BEYMO-Karttracing	DEU	IKC1041625 KBF1160795	CRG / TM Racing / Vega	6	0:43,626	0:00,145	2	6	0:43,626
27	354	KROGH, Gustav	DNK	RS Competition	DNK	69574 36053	Tony Kart / Vortex / Vega	7	0:43,653	0:00,027	1	7	0:43,653
28	310	FREDRIKSSON, Lucas	SWE	JP RACING	SWE	1, b, a, 105	Exprit / Vortex / Vega	8	0:43,754	0:00,101	2	8	0:43,754
29	327	JONSSON, Lukas	SWE	JP RACING	SWE	96287 105	Exprit / Vortex / Vega	10	0:44,389	0:00,635	1	10	0:44,389

Renleitung: Dieter Bringsken Racedirektor: Horst Seidel / Uwe Fuchs
Sportkommissare: Nikolas Spaderna / Ulrich Bell
Techn. Kommissare: M. Grasshoff / C. Schmidt / H.G. Höfler / M. Ambrosius
Zeitnahme: KART-DATA timing service Franz Schieszler / Manuela Hintner



1st round
07-08/08



DMSB
ADAC-KARTRENNEN KERPEN

DEUTSCHE KART-MEISTERSCHAFT 2020

DMSB-Reg.No.K-11365/20

Groups DSKC (KZ2)

Group A

Pos.	Stnr No.	Fahrer Driver	Nation	Bewerber Sponsor	Nation
1	334	DOORN, Coen	NLD	A.K. Doorn	NLD
4	320	MÜLLER, Julian	DEU	Mach1 Motorsport	DEU
7	319	PRIMM, Simon Connor	DEU	Valier Motorsport	DEU
10	330	RIED, Jonas	DEU	Solgat Motorsport	DEU
13	336	SJÖGREN, Tobias	SWE	Mach1 Motorsport	DEU
16	316	HUETING, Brio	NLD	SRP Racing Team	DEU
19	329	REIBÖCK, Lukas	AUT	BIREL ART RACING KSW	AUT
22	333	FELLER, Silas	DEU	Millennium Racing Team	DEU
25	350	STEEN, Bas	NLD	Bos Steen	NLD
28	310	FREDRIKSSON, Lucas	SWE	JP RACING	SWE


Group B

Pos.	Stnr No.	Fahrer Driver	Nation	Bewerber Sponsor	Nation
2	313	TRÖGER, Tim	DEU	Mach1 Motorsport	DEU
5	309	GREIF, Toni	DEU	Solgat Motorsport	DEU
8	308	VOEGEDING, Paul	DEU	Mach1 Motorsport	DEU
11	332	DRESEN, Andreas	DEU	SRP Racing Team	DEU
14	351	SMEETS, Jesse	NLD	Jesse Smeets	NLD
17	321	NELLES, Mika	DEU	DS Kartsport	DEU
20	311	PREIBISCH, Marius	DEU	Bamberger Karttracing	DEU
23	353	FIKSE, Jeffrey	NLD	Jeffrey Fikse	NLD
26	335	BEYERLEIN, Patrick	DEU	BEYMO-Karttracing	DEU
29	327	JONSSON, Lukas	SWE	JP RACING	SWE

Group C






Pos.	Stnr No.	Fahrer Driver	Nation	Bewerber Sponsor	Nation
3	306	HIMMELS, Yannik	DEU	SRP Racing Team	DEU
6	324	JAROMIN, David	DEU	AP-Racing	DEU
9	340	LUKASCHEWSKY, Karl	DEU	SRP Racing Team	DEU
12	328	JULIUS-BERNHART, Jannik	DEU	SRP Racing Team	DEU
15	325	KARLSHÖJ, Lasse	DNK	LE Racing	DNK
18	339	WALTER, Luca	DEU	Luca Walter	DEU
21	312	STUMPF, Stephen	DEU	Solgat Motorsport	DEU
24	341	VLADIC, Lukas	DEU	SRP Racing Team	DEU
27	354	KROGH, Gustav	DNK	RS Competition	DNK

Renleitung: Dieter Bringsken Racedirektor: Horst Seidel / Ulve Fuch
 Sportkommissare: Nikolas Spaderna / Ulrich Bel
 Techn. Kommissare: M. Grasshoff / C. Schmidt / H.G. Höfler / M. Ambrosius
 Zeitnahme: KART-DATA timing service Franz Schiesler / Manuela Hintne



www.kart-dm.de

DEUTSCHE KART-MEISTERSCHAFT



10	310	JP RACING FREDRIKSSON Lucas Startposition 19
9	350	Bas Steen STEEN Bas Startposition 17
8	333	Millennium Racing Team FELLER Silas Startposition 15
7	329	BIREL ART RACING KSW REIBÖCK Lukas Startposition 13
6	316	SRP Racing Team HUETING Brio Startposition 11
5	336	Mach1 Motorsport SJÖGREN Tobias Startposition 9
4	330	Solgat Motorsport RIED Jonas Startposition 7
3	319	Valier Motorsport PRIMM Simon Connor Startposition 5
2	320	Mach1 Motorsport MÜLLER Julian Startposition 3
1	334	A.K. Doorn DOORN Coen Startposition 1

10	327	JP RACING JONSSON Lukas Startposition 20
9	335	BEYMO-Kartracing BEYERLEIN Patrick Startposition 18
8	353	Jeffrey Fikse FIKSE Jeffrey Startposition 16
7	311	Bamberger Kartracing PREIBISCH Marius Startposition 14
6	321	DS Kartsport NELLES Mika Startposition 12
5	351	Jesse Smeets SMEETS Jesse Startposition 10
4	332	SRP Racing Team DRESEN Andreas Startposition 8
3	308	Mach1 Motorsport VOEGEDING Paul Startposition 6
2	309	Solgat Motorsport GREIF Toni Startposition 4
1	313	Mach1 Motorsport TRÖGER Tim Startposition 2



Starting Grid Group A - B DSKC (KZ2)

Rennen 10





10	310	JP RACING FREDRIKSSON Lucas Startposition 19			
9	350	Bas Steen STEEN Bas Startposition 17		9	354
					RS Competition KROGH Gustav Startposition 18
8	333	Millennium Racing Team FELLER Silas Startposition 15		8	341
					SRP Racing Team VLADIC Lukas Startposition 16
7	329	BIREL ART RACING KSW REIBÖCK Lukas Startposition 13		7	312
					Solgat Motorsport STUMPF Stephen Startposition 14
6	316	SRP Racing Team HUETING Brio Startposition 11		6	339
					Luca Walter WALTER Luca Startposition 12
5	336	Mach1 Motorsport SJÖGREN Tobias Startposition 9		5	325
					LE Racing KARLSHØJ Lasse Startposition 10
4	330	Solgat Motorsport RIED Jonas Startposition 7		4	328
					SRP Racing Team JULIUS-BERNHART Jannik Startposition 8
3	319	Valier Motorsport PRIMM Simon Connor Startposition 5		3	340
					SRP Racing Team LUKASCHEWSKY Karl Startposition 6
2	320	Mach1 Motorsport MÜLLER Julian Startposition 3		2	324
					AP-Racing JAROMIN David Startposition 4
1	334	A.K. Doorn DOORN Coen Startposition 1		1	306
					SRP Racing Team HIMMELS Yannik Startposition 2



Starting Grid Group A - C DSKC (KZ2)

Rennen 6

Qualifying practice DSKC (KZ2) Group 2

Strecke / track: 1107m
started: 14 classified: 14 not classified: 0

Pos	Str. Nr.	Fahrer Driver	Nation	Bewerber / Sponsor	Nation	Lizenz R-Lizenz	Chassis / Motor / Reifen	Runden Laps	Differenz	Abstand Gap	beste Runde best Lap	in R. in L.	Geschw. n Speed
1	324	JAROMIN, David	DEU	AP-Racing	DEU	IKC1176826 KBF1205799	Birel Art / TM Racing / Vega	8			0:42,926	6	92,8 km/h
2	319	PRIMM, Simon Connor	DEU	Valier Motorsport	DEU	IKC171081 KBF1063735	KR / TM Racing / Vega	8	0:00,002	0:00,002	0:42,928	8	92,8 km/h
3	308	VOEGEDING, Paul	DEU	Mach1 Motorsport	DEU	IKB1132472 KBF1005514	Mach 1 / TM Racing / Vega	7	0:00,035	0:00,033	0:42,961	7	92,8 km/h
4	336	SJÖGREN, Tobias	SWE	Mach1 Motorsport	DEU	27620 KBF1005514	Mach 1 / TM Racing / Vega	8	0:00,121	0:00,086	0:43,047	7	92,6 km/h
5	351	SMEETS, Jesse	NLD	Jesse Smeets	NLD	42517 42517 46098	CRG / TM Racing / Vega	8	0:00,245	0:00,124	0:43,171	6	92,3 km/h
6	316	HUETING, Brio	NLD	SRP Racing Team	DEU	KBF1156791	Maranello / TM Racing / Vega	8	0:00,264	0:00,019	0:43,190	6	92,3 km/h
7	339	WALTER, Luca	DEU	Luca Walter	DEU	IKC1140650 IKC1140650	Alpha Karting / TM Racing / Vega	8	0:00,395	0:00,131	0:43,321	8	92,0 km/h
8	329	REIBÖCK, Lukas	AUT	BIREL ART RACING KSW	AUT	JK2158 BK102	Birel Art / TM Racing / Vega	8	0:00,410	0:00,015	0:43,336	7	92,0 km/h
9	312	STUMPF, Stephen	DEU	Solgat Motorsport	DEU	IKC1106930 KBF1079882	Birel Art / TM Racing / Vega	7	0:00,476	0:00,066	0:43,402	6	91,8 km/h
10	333	FELLER, Silas	DEU	Millennium Racing Team	DEU	IKC1177256 KBF1095578	Tony Kart / Vortex / Vega	7	0:00,502	0:00,026	0:43,428	7	91,8 km/h
11	341	VLADIC, Lukas	DEU	SRP Racing Team	DEU	IKC1191160 KBF1156791	Maranello / TM Racing / Vega	8	0:00,527	0:00,025	0:43,453	6	91,7 km/h
12	350	STEEN, Bas	NLD	Bas Steen	NLD	31350 31350	CKR / TM Racing / Vega	7	0:00,555	0:00,028	0:43,481	5	91,7 km/h
13	335	BEYERLEIN, Patrick	DEU	BEYMO-Kartracing	DEU	IKC1041625 KBF1160795	CRG / TM Racing / Vega	6	0:00,700	0:00,145	0:43,626	5	91,3 km/h
14	310	FREDRIKSSON, Lucas	SWE	JP RACING	SWE	1,b,a, 105	Exprit / Vortex / Vega	8	0:00,828	0:00,128	0:43,754	7	91,1 km/h

Rennleitung: Dieter Bringsken Racedirektor: Horst Seidel / Uwe Fuchs
Sportkommissare: Nikolas Spaderna / Ulrich Bell
Techn. Kommissare: M. Grasshoff / C. Schmidt / H.G. Höfler / M. Ambrosius
Zeitnahme: KART-DATA timing service Franz Schieszler / Manuela Hintner

Zeitnahme / timekeeping
control
Schieszler
Franz Schieszler

freigegeben: 11:16:20

1st round
07-09/08

DKM

DMSB
ADAG-KARTRENNEN KERPEN

DEUTSCHE KART-MEISTERSCHAFT 2020

DMSB-Reg.No.K-11365/20

Qualifying practice DSKG (KZ2) Group 2

Fahrername Driver	Jaromin David	Primm Simon Connor	Voegeding Paul	Sjögren Tobias	Smeets Jesse	Huetting Brio	Walter Luca	Reiböck Lukas	Stumpf Stephen	Feller Silas	Vladic Lukas	Steen Bas
schnellste Runde in Runde	0:42,926 Rn. 6	0:42,928 Rn. 8	0:42,961 Rn. 7	0:43,047 Rn. 7	0:43,171 Rn. 6	0:43,190 Rn. 6	0:43,321 Rn. 8	0:43,336 Rn. 7	0:43,402 Rn. 6	0:43,428 Rn. 7	0:43,453 Rn. 6	0:43,481 Rn. 5
Speed	92,8 km/h	92,8 km/h	92,8 km/h	92,6 km/h	92,3 km/h	92,3 km/h	92,0 km/h	92,0 km/h	91,8 km/h	91,8 km/h	91,7 km/h	91,7 km/h
Lap 1	1:09,051	1:01,958	0:59,067	1:01,658	1:03,587	0:59,816	1:00,796	1:12,102	1:00,417	0:56,194	0:59,199	1:03,776
Lap 2	0:44,704	0:45,631	0:45,815	0:44,934	0:45,204	0:50,367	0:47,261	0:46,868	0:45,806	0:46,327	0:44,970	0:45,620
Lap 3	0:43,526	0:44,054	0:43,231	0:44,707	0:44,448	0:46,673	0:43,787	0:44,359	0:44,010	0:44,333	0:44,408	0:44,488
Lap 4	0:43,186	0:43,191	0:43,213	0:43,350	0:43,614	0:43,600	0:46,303	0:43,902	0:43,530	0:44,121	0:43,918	0:43,786
Lap 5	0:43,180	0:42,933	0:43,085	0:43,758	0:43,222	0:43,313	0:43,522	0:43,380	0:43,552	0:43,650	0:43,692	0:43,481
Lap 6	0:42,926	0:42,941	0:43,094	0:43,260	0:43,171	0:43,190	0:43,330	0:43,397	0:43,402	0:44,455	0:43,453	0:43,525
Lap 7	0:47,084	0:43,082	0:42,961	0:43,047	0:43,391	0:43,399	0:43,367	0:43,336	0:43,502	0:43,428	0:43,507	0:43,553
Lap 8	0:43,032	0:42,928		0:43,323	0:44,252	0:43,293	0:43,321	0:43,496			0:43,521	



1st round
07-09/08



DMSB
ADAC-KARTRENNEN KERPEN

DEUTSCHE KART-MEISTERSCHAFT 2020

DMSB-Reg.No.K-11 365/20

Qualifying practice DSKG (KZ2) Group 2

Fahrername Driver	Beyerlein Patrick	Fredriksson Lucas
schnellste Runde in Runde	0:43,626 Rn. 5	0:43,754 Rn. 7
Speed	91,3 km/h	91,1 km/h
Lap 1	1:02,945	1:00,433
Lap 2	0:45,565	0:45,744
Lap 3	0:44,102	0:44,686
Lap 4	0:43,687	0:44,348
Lap 5	<u>0:43,626</u>	0:43,982
Lap 6	0:50,488	0:43,983
Lap 7		<u>0:43,754</u>
Lap 8		0:43,834

1st Round
07-08/08



DMSB
ADAC-KARTRENNEN KERPEN

DEUTSCHE KART-MEISTERSCHAFT 2020

DMSB-Reg.No.K-11365/20

Qualifying practice DSKC (KZ2) Group 2

Ziel		Sektion 1		Sektion 2		Sektion 3	
Fahrername	Zeit	Fahrername	Zeit	Fahrername	Zeit	Fahrername	Zeit
1 324 Jaromin,David	0:42,926	324 Jaromin,David	0:12,419	308 Voegeding,Paul	0:19,008	319 Primm,Simon Connor	0:11,393
2 319 Primm,Simon Connor	0:42,928	336 Sjögren,Tobias	0:12,449	324 Jaromin,David	0:19,049	324 Jaromin,David	0:11,410
3 308 Voegeding,Paul	0:42,961	329 Reiböck,Lukas	0:12,450	319 Primm,Simon Connor	0:19,058	308 Voegeding,Paul	0:11,463
4 336 Sjögren,Tobias	0:43,047	319 Primm,Simon Connor	0:12,453	336 Sjögren,Tobias	0:19,087	351 Smeets,Jesse	0:11,464
5 351 Smeets,Jesse	0:43,171	308 Voegeding,Paul	0:12,487	351 Smeets,Jesse	0:19,151	312 Stumpf,Stephen	0:11,494
6 316 Huefing,Brio	0:43,190	335 Beyerlein,Patrick	0:12,492	316 Huefing,Brio	0:19,151	336 Sjögren,Tobias	0:11,511
7 339 Walter,Luca	0:43,321	351 Smeets,Jesse	0:12,502	339 Walter,Luca	0:19,203	316 Huefing,Brio	0:11,513
8 329 Reiböck,Lukas	0:43,336	316 Huefing,Brio	0:12,508	312 Stumpf,Stephen	0:19,226	339 Walter,Luca	0:11,521
9 312 Stumpf,Stephen	0:43,402	339 Walter,Luca	0:12,529	335 Beyerlein,Patrick	0:19,231	341 Vladic,Lukas	0:11,546
10 333 Feller,Silas	0:43,428	333 Feller,Silas	0:12,544	333 Feller,Silas	0:19,253	329 Reiböck,Lukas	0:11,548
11 341 Vladic,Lukas	0:43,453	350 Steen,Bas	0:12,570	341 Vladic,Lukas	0:19,253	335 Beyerlein,Patrick	0:11,564
12 350 Steen,Bas	0:43,481	310 Fredriksson,Lucas	0:12,587	329 Reiböck,Lukas	0:19,265	350 Steen,Bas	0:11,578
13 335 Beyerlein,Patrick	0:43,626	312 Stumpf,Stephen	0:12,620	350 Steen,Bas	0:19,279	333 Feller,Silas	0:11,601
14 310 Fredriksson,Lucas	0:43,754	341 Vladic,Lukas	0:12,645	310 Fredriksson,Lucas	0:19,388	310 Fredriksson,Lucas	0:11,724

1st Round
07-08/08



DMSB
ADAC KARTRENNEN KERPEN

DEUTSCHE KART-MEISTERSCHAFT 2020

DMSB-Reg.No.K-11365/20

Qualifying practice DSXC (K22) Group 2

Die schnellsten Zeiten

Ort	Nr. Fahrername	Zeit	Streckenl.	ø Speed
Ziel	324 Jaromin,David	0:42,926	1107 m	92,8 km/h
Sektion 1	324 Jaromin,David	0:12,419	329 m	95,4 km/h
Sektion 2	308 Voegeding,Paul	0:19,008	475 m	90,0 km/h
Sektion 3	319 Primm,Simon Connor	0:11,393	303 m	95,7 km/h

Snr.316 Huetting,Brio NLD SRP Racing Team		Snr.339 Walter,Luca DEU Luca Walter		Snr.329 Reiböck,Lukas AUT BIREL ART RACING KSW		Snr.312 Stumpf,Stephen DEU Solgart Motorsport		Snr.333 Feller,Silas DEU Millennium Racing Team			
theoretisch mögliche Bestzeit 0:43,172		theoretisch mögliche Bestzeit 0:43,253		theoretisch mögliche Bestzeit 0:43,263		theoretisch mögliche Bestzeit 0:43,340		theoretisch mögliche Bestzeit 0:43,398			
Ziel	Sektion 3	Ziel	Sektion 3	Ziel	Sektion 3	Ziel	Sektion 3	Ziel	Sektion 3		
best	0:43,190	0:19,151	0:11,513	0:43,321	0:12,529	0:19,203	0:11,521	0:43,428	0:12,544	0:19,253	0:11,601
Runde 1	0:59,816	0:20,494	0:14,807	1:00,796	0:23,504	0:23,632	0:13,660	0:56,194	0:18,631	0:23,950	0:13,613
Runde 2	0:50,367	0:15,976	0:12,784	0:47,261	0:13,294	0:20,703	0:13,264	0:46,327	0:13,566	0:20,282	0:12,479
Runde 3	0:46,673	0:14,855	0:11,793	0:43,787	0:12,714	0:19,401	0:11,672	0:44,333	0:12,697	0:19,807	0:11,829
Runde 4	0:43,600	0:12,615	0:11,633	0:46,303	0:12,588	0:21,682	0:12,033	0:44,121	0:12,636	0:19,585	0:11,900
Runde 5	0:43,313	0:12,564	0:11,513	0:43,522	0:12,603	0:19,382	0:11,537	0:43,650	0:12,614	0:19,435	0:11,601
Runde 6	0:43,190	0:12,508	0:11,531	0:43,330	0:12,565	0:19,244	0:11,521	0:44,455	0:12,544	0:19,327	0:12,584
Runde 7	0:43,399	0:12,592	0:11,607	0:43,367	0:12,564	0:19,203	0:11,600	0:43,428	0:12,555	0:19,253	0:11,620
Runde 8	0:43,293	0:12,540	0:11,546	0:43,321	0:12,529	0:19,245	0:11,547				

1st Round
07-08/08

DMSB
ADAC KARTRENNEN KERPEN

DEUTSCHE KART-MEISTERSCHAFT 2020

DMSB-Reg.No.K-11365/20

Qualifying practice DSXC (K22) Group 2

Die schnellsten Zeiten

Ort	Nr. Fahrername	Zeit	Streckenl.	Ø Speed
Ziel	324 Jaromin, David	0:42,926	1107 m	92,8 km/h
Sektion 1	324 Jaromin, David	0:12,419	329 m	95,4 km/h
Sektion 2	308 Voegeding, Paul	0:19,008	475 m	90,0 km/h
Sektion 3	319 Primm, Simon Connor	0:11,393	303 m	95,7 km/h

Snr.341 Vliadic,Lukas DEU SRP Racing Team		Snr.350 Steen,Bas NLD Bas Steen		Snr.335 Beyerlein,Patrick DEU BEYMO-Kartracing		Snr.310 Fredriksson,Lucas SWE JP RACING						
theoretisch mögliche Bestzeit	Ziel	theoretisch mögliche Bestzeit	Ziel	theoretisch mögliche Bestzeit	Ziel	theoretisch mögliche Bestzeit	Ziel					
0:43,453	0:12,645	0:19,253	0:11,546	0:43,481	0:12,570	0:19,279	0:11,578	0:43,481	0:12,570	0:19,279	0:11,578	
Runde 1	0:59,199	0:22,166	0:23,355	0:13,678	1:03,776	0:22,132	0:28,452	0:13,192	1:02,945	0:21,278	0:28,628	0:13,039
Runde 2	0:44,970	0:13,171	0:19,937	0:11,862	0:45,620	0:13,348	0:20,130	0:12,142	0:45,565	0:13,009	0:20,446	0:12,110
Runde 3	0:44,408	0:13,054	0:19,676	0:11,678	0:44,488	0:12,915	0:19,717	0:11,856	0:44,102	0:12,729	0:19,555	0:11,818
Runde 4	0:43,918	0:12,767	0:19,497	0:11,654	0:43,786	0:12,706	0:19,388	0:11,692	0:43,687	0:12,638	0:19,414	0:11,635
Runde 5	0:43,692	0:12,711	0:19,389	0:11,592	0:43,481	0:12,595	0:19,308	0:11,578	0:43,626	0:12,601	0:19,461	0:11,564
Runde 6	0:43,453	0:12,645	0:19,253	0:11,555	0:43,525	0:12,642	0:19,283	0:11,600	0:50,488	0:12,492	0:19,231	0:18,765
Runde 7	0:43,507	0:12,671	0:19,290	0:11,546	0:43,553	0:12,570	0:19,279	0:11,704	0:13,146	0:20,415		
Runde 8	0:43,521	0:12,646	0:19,255	0:11,620								
best	0:43,453	0:12,645	0:19,253	0:11,546	0:43,481	0:12,570	0:19,279	0:11,578	0:43,626	0:12,492	0:19,231	0:18,765
Ziel	0:43,453	0:12,645	0:19,253	0:11,546	0:43,481	0:12,570	0:19,279	0:11,578	0:43,626	0:12,492	0:19,231	0:18,765
Sektion 1	0:12,645	0:12,645	0:12,645	0:12,645	0:12,645	0:12,645	0:12,645	0:12,645	0:12,645	0:12,645	0:12,645	0:12,645
Sektion 2	0:19,253	0:19,253	0:19,253	0:19,253	0:19,253	0:19,253	0:19,253	0:19,253	0:19,253	0:19,253	0:19,253	0:19,253
Sektion 3	0:11,546	0:11,546	0:11,546	0:11,546	0:11,546	0:11,546	0:11,546	0:11,546	0:11,546	0:11,546	0:11,546	0:11,546
theoretisch mögliche Bestzeit	0:43,444	0:43,444	0:43,444	0:43,444	0:43,444	0:43,444	0:43,444	0:43,444	0:43,287	0:43,287	0:43,287	0:43,287
Ziel	0:43,444	0:43,444	0:43,444	0:43,444	0:43,287	0:43,287	0:43,287	0:43,287	0:43,287	0:43,287	0:43,287	0:43,287
Sektion 1	0:12,587	0:12,587	0:12,587	0:12,587	0:12,587	0:12,587	0:12,587	0:12,587	0:12,587	0:12,587	0:12,587	0:12,587
Sektion 2	0:19,388	0:19,388	0:19,388	0:19,388	0:19,388	0:19,388	0:19,388	0:19,388	0:19,388	0:19,388	0:19,388	0:19,388
Sektion 3	0:11,724	0:11,724	0:11,724	0:11,724	0:11,724	0:11,724	0:11,724	0:11,724	0:11,724	0:11,724	0:11,724	0:11,724
theoretisch mögliche Bestzeit	0:43,699	0:43,699	0:43,699	0:43,699	0:43,699	0:43,699	0:43,699	0:43,699	0:23,642	0:23,642	0:23,642	0:23,642
Ziel	0:43,699	0:43,699	0:43,699	0:43,699	0:23,642	0:23,642	0:23,642	0:23,642	0:23,642	0:23,642	0:23,642	0:23,642
Sektion 1	0:13,487	0:13,487	0:13,487	0:13,487	0:13,487	0:13,487	0:13,487	0:13,487	0:13,487	0:13,487	0:13,487	0:13,487
Sektion 2	0:19,933	0:19,933	0:19,933	0:19,933	0:19,933	0:19,933	0:19,933	0:19,933	0:19,933	0:19,933	0:19,933	0:19,933
Sektion 3	0:11,899	0:11,899	0:11,899	0:11,899	0:11,899	0:11,899	0:11,899	0:11,899	0:11,899	0:11,899	0:11,899	0:11,899
theoretisch mögliche Bestzeit	0:43,982	0:43,982	0:43,982	0:43,982	0:43,982	0:43,982	0:43,982	0:43,982	0:43,982	0:43,982	0:43,982	0:43,982
Ziel	0:43,982	0:43,982	0:43,982	0:43,982	0:43,982	0:43,982	0:43,982	0:43,982	0:43,982	0:43,982	0:43,982	0:43,982
Sektion 1	0:12,646	0:12,646	0:12,646	0:12,646	0:12,646	0:12,646	0:12,646	0:12,646	0:12,646	0:12,646	0:12,646	0:12,646
Sektion 2	0:19,583	0:19,583	0:19,583	0:19,583	0:19,583	0:19,583	0:19,583	0:19,583	0:19,583	0:19,583	0:19,583	0:19,583
Sektion 3	0:11,754	0:11,754	0:11,754	0:11,754	0:11,754	0:11,754	0:11,754	0:11,754	0:11,754	0:11,754	0:11,754	0:11,754
theoretisch mögliche Bestzeit	0:43,754	0:43,754	0:43,754	0:43,754	0:43,754	0:43,754	0:43,754	0:43,754	0:43,754	0:43,754	0:43,754	0:43,754
Ziel	0:43,754	0:43,754	0:43,754	0:43,754	0:43,754	0:43,754	0:43,754	0:43,754	0:43,754	0:43,754	0:43,754	0:43,754
Sektion 1	0:12,587	0:12,587	0:12,587	0:12,587	0:12,587	0:12,587	0:12,587	0:12,587	0:12,587	0:12,587	0:12,587	0:12,587
Sektion 2	0:19,488	0:19,488	0:19,488	0:19,488	0:19,488	0:19,488	0:19,488	0:19,488	0:19,488	0:19,488	0:19,488	0:19,488
Sektion 3	0:11,759	0:11,759	0:11,759	0:11,759	0:11,759	0:11,759	0:11,759	0:11,759	0:11,759	0:11,759	0:11,759	0:11,759

Qualifying practice DSKC (KZ2) Group 1

Strecke / track: 1107m
started: 15 classified: 15 not classified: 0

Pos	Str. Nr.	Fahrer Driver	Nation	Bewerber / Sponsor	Nation	Lizenz R-Lizenz	Chassis / Motor / Reifen	Runden Laps	Differenz	Abstand Gap	beste Runde best Lap	in R. in L.	Geschw. n Speed
1	334	DOORN, Coen	NLD	A.K. Doorn	NLD	40347 42349	Kart Republic / TM Racing / Vega	7			0:42,672	6	93,4 km/h
2	313	TRÖGER, Tim	DEU	Mach 1 Motorsport	DEU	IKC1132554 KBF1005514	Mach 1 / TM Racing / Vega	7	0:00,133	0:00,133	0:42,805	7	93,1 km/h
3	306	HIMMELS, Yannik	DEU	SRP Racing Team	DEU	IKC1147857 KBF1156791	Maranello / TM Racing / Vega	8	0:00,194	0:00,061	0:42,866	6	93,0 km/h
4	320	MÜLLER, Julian	DEU	Mach 1 Motorsport	DEU	IKC1137671 KBF1005514	Mach 1 / TM Racing / Vega	7	0:00,204	0:00,010	0:42,876	6	92,9 km/h
5	309	GREIF, Toni	DEU	Solgat Motorsport	DEU	IKB1096240 KBF1079882	Birel Art / TM Racing / Vega	5	0:00,212	0:00,008	0:42,884	5	92,9 km/h
6	340	LUKASCHEWSKY, Karl	DEU	SRP Racing Team	DEU	1194842 KBF1156791	Maranello / TM Racing / Vega	8	0:00,302	0:00,090	0:42,974	6	92,7 km/h
7	330	RIED, Jonas	DEU	Solgat Motorsport	DEU	IKB1167350 KBF1079882	Birel Art / TM Racing / Vega	9	0:00,306	0:00,004	0:42,978	7	92,7 km/h
8	332	DRESEN, Andreas	DEU	SRP Racing Team	DEU	KBF1156791	Maranello / TM Racing / Vega	8	0:00,317	0:00,011	0:42,989	7	92,7 km/h
9	328	JULIUS-BERNHART, Janni	DEU	SRP Racing Team	DEU	IKC1163143 KBF1156791	Maranello / TM Racing / Vega	8	0:00,318	0:00,001	0:42,990	8	92,7 km/h
10	325	KARLSHØJ, Lasse	DNK	LE Racing	DNK	40346 39981	Kosmic / Vortex / Vega	7	0:00,504	0:00,186	0:43,176	5	92,3 km/h
11	321	NELLES, Mika	DEU	DS Kartsport	DEU	IKC1177154 KBF1154357	Mach 1 / TM Racing / Vega	8	0:00,554	0:00,050	0:43,226	8	92,2 km/h
12	311	PREIBISCH, Marius	DEU	Bamberger Karttracing	DEU	IKC1181135 KBF1197896	Lenzokart / LKE / Vega	11	0:00,708	0:00,154	0:43,380	11	91,9 km/h
13	353	FIKSE, Jeffrey	NLD	Jeffrey Fikse	NLD	40615 40615	CRG / TM Racing / Vega	8	0:00,766	0:00,058	0:43,438	8	91,7 km/h
14	354	KROGH, Gustav	DNK	RS Competition	DNK	69574 36053	Tony Kart / Vortex / Vega	7	0:00,981	0:00,215	0:43,653	6	91,3 km/h
15	327	JONSSON, Lukas	SWE	JP RACING	SWE	96287 105	Exprit / Vortex / Vega	10	0:01,717	0:00,736	0:44,389	10	89,8 km/h

Rennleitung: Dieter Bringsken Racedirektor: Horst Seidel / Uwe Fuchs
Sportkommissare: Nikolas Spaderna / Ulrich Bell
Techn. Kommissare: M. Grasshoff / C. Schmidt / H.G. Höfler / M. Ambrosius
Zeitnahme: KART-DATA timing service Franz Schieszler / Manuela Hintner

Zeitnahme / timekeeping
control
Schieszler
Franz Schieszler

freigegeben: 11:00:34

Qualifying practice DSKC (KZ2) Group 1

Fahrername Driver	Doorn Coen	Tröger Tim	Himmels Yannik	Müller Julian	Greif Toni	Lukaschewsky Karl	Ried Jonas	Dresen Andreas	Julius-Bernhart Jannik	Karlsboj Lasse	Nelles Mika	Preibisch Marius
schnellste Runde in Runde	0:42,672 Rn. 6	0:42,805 Rn. 7	0:42,866 Rn. 6	0:42,876 Rn. 6	0:42,884 Rn. 5	0:42,974 Rn. 6	0:42,978 Rn. 7	0:42,989 Rn. 7	0:42,990 Rn. 8	0:43,176 Rn. 5	0:43,226 Rn. 8	0:43,380 Rn. 11
Speed	93,4 km/h	93,1 km/h	93,0 km/h	92,9 km/h	92,9 km/h	92,7 km/h	92,7 km/h	92,7 km/h	92,7 km/h	92,3 km/h	92,2 km/h	91,9 km/h
Lap 1	1:03,608	0:57,118	0:56,468	0:55,769	0:59,903	0:59,954	0:51,366	0:55,645	0:56,490	1:06,523	0:55,106	1:01,820
Lap 2	0:44,484	0:48,955	0:46,863	0:46,973	0:44,596	0:46,359	0:49,459	0:46,793	0:47,025	0:48,711	0:46,293	0:50,775
Lap 3	0:43,451	0:43,477	0:43,899	0:48,096	0:43,415	0:44,937	0:45,920	0:48,241	0:44,039	0:43,738	0:44,816	0:44,233
Lap 4	0:42,901	0:43,112	0:44,073	0:43,349	0:43,031	0:44,267	0:43,792	0:43,660	0:43,537	0:43,386	0:43,830	0:44,282
Lap 5	0:42,761	0:42,843	0:43,000	0:42,980	0:42,884	0:43,136	0:43,431	0:43,145	0:43,365	0:43,176	0:43,564	0:44,010
Lap 6	0:42,672	0:42,929	0:42,866	0:42,876	0:42,974	0:42,974	0:43,170	0:43,046	0:43,050	0:43,466	0:43,351	0:43,634
Lap 7	0:42,769	0:42,805	0:42,967	0:43,029	0:43,155	0:43,155	0:42,978	0:42,989	0:43,017	0:43,329	0:43,587	0:43,591
Lap 8												
Lap 9												
Lap 10												
Lap 11												

1st round
07-09/08



DMSB
ADAC-KARTRENNEN KERPEN

DEUTSCHE KART-MEISTERSCHAFT 2020

DMSB-Reg.No.K-11 365/20

Qualifying practice DSKC (KZ2) Group 1

Fahrername Driver	Fikse Jeffrey	Krogh Gustav	Jonsson Lukas
schnellste Runde in Runde	0:43,438 Rn. 8	0:43,653 Rn. 6	0:44,389 Rn. 10
Speed	91,7 km/h	91,3 km/h	89,8 km/h
Lap 1	1:01,731	1:06,024	1:02,067
Lap 2	0:47,226	0:49,041	0:49,950
Lap 3	0:43,994	0:44,047	0:45,585
Lap 4	0:43,793	0:43,821	0:46,145
Lap 5	0:44,482	0:43,729	0:45,120
Lap 6	0:43,470	0:43,653	0:44,783
Lap 7	0:43,491	0:43,727	0:44,477
Lap 8	0:43,438		0:44,978
Lap 9			0:45,328
Lap 10			0:44,389
Lap 11			

1st Round
07-08/08




ADAC-KARTRENNEN KERPEN

DEUTSCHE KART-MEISTERSCHAFT 2020

DMSB-Reg.No.K-11365/20

Qualifying practice DSKC (K22) Group 1

Ziel		Sektion 1		Sektion 2		Sektion 3	
Fahrername	Zeit	Fahrername	Zeit	Fahrername	Zeit	Fahrername	Zeit
1 334 Doorn,Coen	0:42,672	330 Ried,Jonas	0:12,355	313 Tröger,Tim	0:18,948	334 Doorn,Coen	0:11,311
2 313 Tröger,Tim	0:42,805	334 Doorn,Coen	0:12,401	334 Doorn,Coen	0:18,959	306 Himmels,Yannik	0:11,340
3 306 Himmels,Yannik	0:42,866	309 Greif,Toni	0:12,414	320 Müller,Julian	0:19,004	340 Lukaszewsky,Karl	0:11,380
4 320 Müller,Julian	0:42,876	328 Julius-Bernhart,Jannik	0:12,428	309 Greif,Toni	0:19,010	320 Müller,Julian	0:11,390
5 309 Greif,Toni	0:42,884	325 Karishøj,Lasse	0:12,439	306 Himmels,Yannik	0:19,024	313 Tröger,Tim	0:11,391
6 340 Lukaszewsky,Karl	0:42,974	332 Dresen,Andreas	0:12,442	328 Julius-Bernhart,Jannik	0:19,049	330 Ried,Jonas	0:11,400
7 330 Ried,Jonas	0:42,978	320 Müller,Julian	0:12,447	340 Lukaszewsky,Karl	0:19,078	325 Karishøj,Lasse	0:11,403
8 332 Dresen,Andreas	0:42,989	313 Tröger,Tim	0:12,448	332 Dresen,Andreas	0:19,108	328 Julius-Bernhart,Jannik	0:11,410
9 328 Julius-Bernhart,Jannik	0:42,990	340 Lukaszewsky,Karl	0:12,469	325 Karishøj,Lasse	0:19,174	332 Dresen,Andreas	0:11,421
10 325 Karishøj,Lasse	0:43,176	306 Himmels,Yannik	0:12,473	321 Nelles,Mika	0:19,182	309 Greif,Toni	0:11,460
11 321 Nelles,Mika	0:43,226	321 Nelles,Mika	0:12,507	330 Ried,Jonas	0:19,183	353 Fikse,Jeffrey	0:11,493
12 311 Preibisch,Marius	0:43,380	354 Krogh,Gustav	0:12,583	311 Preibisch,Marius	0:19,232	321 Nelles,Mika	0:11,531
13 353 Fikse,Jeffrey	0:43,438	311 Preibisch,Marius	0:12,586	353 Fikse,Jeffrey	0:19,272	311 Preibisch,Marius	0:11,546
14 354 Krogh,Gustav	0:43,653	353 Fikse,Jeffrey	0:12,613	354 Krogh,Gustav	0:19,425	354 Krogh,Gustav	0:11,630
15 327 Jonsson,Lukas	0:44,389	327 Jonsson,Lukas	0:12,799	327 Jonsson,Lukas	0:19,758	327 Jonsson,Lukas	0:11,763

Qualifying practice DSKG (K22) Group 1

Die schnellsten Zeiten

Ort	Nr. Fahrername	Zeit	Streckenl.	ø Speed
Ziel	334 Doorn,Coen	0:42,672	1107 m	93,4 km/h
Sektion 1	330 Ried,Jonas	0:12,355	329 m	95,9 km/h
Sektion 2	313 Tröger,Tim	0:18,948	475 m	90,2 km/h
Sektion 3	334 Doorn,Coen	0:11,311	303 m	96,4 km/h

	Snr.334 Doorn,Coen NLD A.K. Doorn			Snr.313 Tröger,Tim DEU Mach1 Motorsport			Snr.306 Himmels,Yannik DEU SRP Racing Team			Snr.320 Müller,Julian DEU Mach1 Motorsport			Snr.309 Greif,Toni DEU Solgat Motorsport			
	theoretisch mögliche Bestzeit	Sektion 1	Sektion 2	Sektion 3	theoretisch mögliche Bestzeit	Sektion 1	Sektion 2	Sektion 3	theoretisch mögliche Bestzeit	Sektion 1	Sektion 2	Sektion 3	theoretisch mögliche Bestzeit	Sektion 1	Sektion 2	Sektion 3
best	0:42,672	0:12,401	0:18,959	0:11,311	0:42,805	0:12,448	0:18,948	0:11,391	0:42,866	0:12,473	0:19,024	0:11,340	0:42,876	0:12,447	0:19,004	0:11,390
Runde 1	1:03,608	0:23,054	0:27,505	0:13,049	0:57,118	0:20,112	0:23,786	0:13,220	0:56,468	0:18,861	0:23,824	0:13,783	0:55,769	0:19,845	0:22,852	0:13,072
Runde 2	0:44,484	0:13,067	0:19,712	0:11,705	0:48,955	0:14,631	0:22,428	0:11,896	0:46,863	0:14,092	0:20,806	0:11,965	0:46,973	0:13,915	0:20,798	0:12,260
Runde 3	0:43,451	0:12,778	0:19,248	0:11,425	0:43,477	0:12,801	0:19,222	0:11,454	0:43,899	0:12,767	0:19,572	0:11,560	0:48,096	0:13,264	0:22,631	0:12,201
Runde 4	0:42,901	0:12,485	0:19,059	0:11,357	0:43,112	0:12,580	0:19,114	0:11,418	0:44,073	0:12,726	0:19,831	0:11,516	0:43,349	0:12,688	0:19,171	0:11,490
Runde 5	0:42,761	0:12,415	0:19,027	0:11,319	0:42,843	0:12,448	0:19,004	0:11,391	0:43,000	0:12,505	0:19,062	0:11,433	0:42,980	0:12,509	0:19,036	0:11,435
Runde 6	0:42,672	0:12,402	0:18,959	0:11,311	0:42,929	0:12,533	0:18,969	0:11,427	0:42,866	0:12,473	0:19,053	0:11,340	0:42,876	0:12,447	0:19,004	0:11,425
Runde 7	0:42,769	0:12,401	0:18,999	0:11,369	0:42,805	0:12,461	0:18,948	0:11,396	0:42,967	0:12,529	0:19,024	0:11,414	0:43,029	0:12,463	0:19,176	0:11,390
Runde 8					0:42,956	0:12,495	0:19,085	0:11,376								
Runde 9																

1st Round
07-08/08



DMSB
ADAC KARTRENNEN KERPEN

DEUTSCHE KART-MEISTERSCHAFT 2020

DMSB-Reg.No.K-11365/20

Qualifying practice DSKG (K22) Group 1

Die schnellsten Zeiten

Ort	Nr. Fahrername	Zeit	Streckenl.	ø Speed
Ziel	334 Doorn,Coen	0:42,672	1107 m	93,4 km/h
Sektion 1	330 Ried,Jonas	0:12,355	329 m	95,9 km/h
Sektion 2	313 Trüger,Tim	0:18,948	475 m	90,2 km/h
Sektion 3	334 Doorn,Coen	0:11,311	303 m	96,4 km/h

	Smr.340 Lukaschewsky,Karl DEU SRP Racing Team	Smr.330 Ried,Jonas DEU Solgat Motorsport	Smr.332 Dresen,Andreas DEU SRP Racing Team	Smr.328 Julius-Berthart,Janmik DEU SRP Racing Team	Smr.325 Karlishøj,Lasse DNK LE Racing
	theoretisch mögliche Bestzeit 0:42,927	theoretisch mögliche Bestzeit 0:42,938	theoretisch mögliche Bestzeit 0:42,971	theoretisch mögliche Bestzeit 0:42,887	theoretisch mögliche Bestzeit 0:43,016
best	Ziel Sektion 1 Sektion 2 Sektion 3 0:42,974 0:12,469 0:19,078 0:11,380	Ziel Sektion 1 Sektion 2 Sektion 3 0:42,978 0:12,355 0:19,183 0:11,400	Ziel Sektion 1 Sektion 2 Sektion 3 0:42,989 0:12,442 0:19,108 0:11,421	Ziel Sektion 1 Sektion 2 Sektion 3 0:42,990 0:12,428 0:19,049 0:11,410	Ziel Sektion 1 Sektion 2 Sektion 3 0:43,176 0:12,439 0:19,174 0:11,403
Runde 1	0:59,954 0:22,362 0:24,273 0:13,319	0:51,366 0:16,658 0:21,761 0:12,947	0:55,645 0:19,622 0:23,235 0:12,788	0:56,490 0:18,559 0:23,770 0:14,161	1:06,523 0:25,983 0:27,221 0:13,319
Runde 2	0:46,359 0:14,233 0:20,016 0:12,110	0:49,459 0:13,439 0:21,781 0:14,239	0:46,793 0:14,019 0:20,595 0:12,179	0:47,025 0:14,132 0:20,561 0:12,332	0:48,711 0:16,678 0:20,264 0:11,769
Runde 3	0:44,937 0:12,768 0:20,240 0:11,929	0:45,920 0:12,994 0:21,173 0:11,753	0:48,241 0:13,499 0:22,531 0:12,211	0:44,039 0:12,743 0:19,671 0:11,625	0:43,738 0:12,663 0:19,475 0:11,600
Runde 4	0:44,267 0:12,724 0:19,923 0:11,620	0:43,792 0:12,769 0:19,497 0:11,526	0:43,660 0:12,623 0:19,352 0:11,685	0:43,537 0:12,574 0:19,315 0:11,648	0:43,386 0:12,592 0:19,282 0:11,512
Runde 5	0:43,136 0:12,545 0:19,123 0:11,468	0:43,431 0:12,596 0:19,309 0:11,526	0:43,145 0:12,517 0:19,167 0:11,461	0:43,365 0:12,692 0:19,187 0:11,486	0:43,176 0:12,483 0:19,290 0:11,403
Runde 6	0:42,974 0:12,516 0:19,078 0:11,380	0:43,170 0:12,469 0:19,221 0:11,480	0:43,046 0:12,443 0:19,112 0:11,491	0:43,050 0:12,538 0:19,049 0:11,463	0:43,466 0:12,439 0:19,174 0:11,853
Runde 7	0:43,155 0:12,469 0:19,268 0:11,418	0:42,978 0:12,384 0:19,183 0:11,411	0:42,989 0:12,460 0:19,108 0:11,421	0:43,017 0:12,527 0:19,080 0:11,410	0:43,329 0:12,598 0:19,207 0:11,524
Runde 8	0:43,033 0:12,512 0:19,091 0:11,430	0:43,089 0:12,355 0:19,237 0:11,497	0:43,003 0:12,442 0:19,132 0:11,429	0:42,990 0:12,428 0:19,142 0:11,420	
Runde 9		0:43,066 0:12,477 0:19,189 0:11,400			
Runde 10					

Qualifying practice DSKG (K22) Group 1

Die schnellsten Zeiten

Ort	Nr. Fahrername	Zeit	Streckenl.	ø Speed
Ziel	334 Doorn,Coen	0:42,672	1107 m	93,4 km/h
Sektion 1	330 Ried,Jonas	0:12,355	329 m	95,9 km/h
Sektion 2	313 Trüger,Tim	0:18,948	475 m	90,2 km/h
Sektion 3	334 Doorn,Coen	0:11,311	303 m	96,4 km/h

	Smr.321 Nelles,Mika DEU DS Kartsport		Smr.311 Preibisch,Marius DEU Bamberger Karttracing		Smr.353 Fikse,Jeffrey NLD Jeffrey Fikse		Smr.354 Krogh,Gustav DNK RS Competition		Smr.327 Jonsson,Lukas SWE JP RACING													
	theoretisch mögliche Bestzeit	Bestzeit	theoretisch mögliche Bestzeit	Bestzeit	theoretisch mögliche Bestzeit	Bestzeit	theoretisch mögliche Bestzeit	Bestzeit	theoretisch mögliche Bestzeit	Bestzeit												
best	0:43,226	0:19,182	0:12,507	0:11,531	0:43,380	0:19,232	0:11,546	0:43,438	0:12,613	0:19,272	0:11,493	0:43,378	0:19,272	0:11,493	0:43,389	0:12,799	0:19,758	0:11,763				
Runde 1	0:55,106	0:18,807	0:23,278	0:13,021	1:01,820	0:21,168	0:26,066	0:14,586	1:01,731	0:19,256	0:28,714	0:13,761	1:06,024	0:25,962	0:27,211	0:12,851	1:02,067	0:20,935	0:26,409	0:14,723		
Runde 2	0:46,293	0:13,577	0:20,583	0:12,133	0:50,775	0:15,436	0:22,849	0:12,490	0:47,226	0:14,083	0:21,008	0:12,135	0:49,041	0:17,327	0:19,919	0:11,795	0:49,950	0:14,365	0:22,938	0:12,647		
Runde 3	0:44,816	0:12,989	0:19,910	0:11,917	0:44,233	0:12,983	0:19,547	0:11,703	0:43,994	0:12,829	0:19,479	0:11,686	0:44,047	0:12,779	0:19,638	0:11,630	0:45,585	0:13,239	0:20,266	0:12,080		
Runde 4	0:43,830	0:12,709	0:19,450	0:11,671	0:44,282	0:12,783	0:19,826	0:11,673	0:43,793	0:12,629	0:19,469	0:11,695	0:43,821	0:12,679	0:19,461	0:11,681	0:46,145	0:13,026	0:20,995	0:12,124		
Runde 5	0:43,564	0:12,684	0:19,337	0:11,543	0:44,010	0:12,762	0:19,509	0:11,739	0:44,482	0:13,073	0:19,742	0:11,667	0:43,729	0:12,604	0:19,445	0:11,680	0:45,120	0:13,076	0:20,035	0:12,009		
Runde 6	0:43,351	0:12,509	0:19,311	0:11,531	0:43,634	0:12,709	0:19,327	0:11,598	0:43,470	0:12,613	0:19,316	0:11,541	0:43,653	0:12,583	0:19,425	0:11,645	0:44,783	0:12,862	0:19,951	0:11,970		
Runde 7	0:43,587	0:12,630	0:19,399	0:11,558	0:43,591	0:12,631	0:19,328	0:11,632	0:43,491	0:12,635	0:19,312	0:11,544	0:43,727	0:12,638	0:19,430	0:11,659	0:44,477	0:12,825	0:19,758	0:11,894		
Runde 8	0:43,226	0:12,507	0:19,182	0:11,537	0:43,612	0:12,641	0:19,340	0:11,631	0:43,438	0:12,673	0:19,272	0:11,493					0:44,978	0:13,351	0:19,833	0:11,794		
Runde 9					0:43,586	0:12,705	0:19,335	0:11,546										0:45,328	0:13,255	0:19,865	0:12,208	
Runde 10					0:43,529	0:12,651	0:19,318	0:11,560										0:44,389	0:12,799	0:19,827	0:11,763	
Runde 11					0:43,380	0:12,586	0:19,232	0:11,562														

free practice DSKC (KZ2) Group 2

Strecke / track: 1107m

started: 14 classified: 14 not classified: 0

Pos	Str. Nr.	Fahrer Driver	Nation	Bewerber / Sponsor	Nation	Lizenz R-Lizenz	Chassis / Motor / Reifen	Runden Laps	Differenz	Abstand Gap	beste Runde best Lap	in R. in L.	Geschw. n Speed
1	319	PRIMM, Simon Connor	DEU	Valier Motorsport	DEU	IKC171081 KBF1063735	KR / TM Racing / Vega	13			0:42,693	12	93,3 km/h
2	308	VOEGEDING, Paul	DEU	Mach1 Motorsport	DEU	IKB1132472 KBF1005514	Mach 1 / TM Racing / Vega	13	0:00,329	0:00,329	0:43,022	10	92,6 km/h
3	324	JAROMIN, David	DEU	AP-Racing	DEU	IKC1176826 KBF1205799	Birel Art / TM Racing / Vega	13	0:00,368	0:00,039	0:43,061	13	92,5 km/h
4	341	VLADIC, Lukas	DEU	SRP Racing Team	DEU	IKC1191160 KBF1156791	Maranello / TM Racing / Vega	13	0:00,400	0:00,032	0:43,093	13	92,5 km/h
5	333	FELLER, Silas	DEU	Millennium Racing Team	DEU	IKC1177256 KBF1095578	Tony Kart / Vortex / Vega	12	0:00,582	0:00,182	0:43,275	12	92,1 km/h
6	351	SMEETS, Jesse	NLD	Jesse Smeets	NLD	42517 42517	CRG / TM Racing / Vega	13	0:00,596	0:00,014	0:43,289	10	92,1 km/h
7	339	WALTER, Luca	DEU	Luca Walter	DEU	IKC1140650 IKC1140650	Alpha Karting / TM Racing / Vega	13	0:00,598	0:00,002	0:43,291	7	92,1 km/h
8	316	HUETING, Brio	NLD	SRP Racing Team	DEU	46098 KBF1156791	Maranello / TM Racing / Vega	13	0:00,664	0:00,066	0:43,357	13	91,9 km/h
9	312	STUMPF, Stephen	DEU	Solgat Motorsport	DEU	IKC1106930 KBF1079882	Birel Art / TM Racing / Vega	13	0:00,681	0:00,017	0:43,374	13	91,9 km/h
10	336	SJÖGREN, Tobias	SWE	Mach1 Motorsport	DEU	27620 KBF1005514	Mach 1 / TM Racing / Vega	12	0:00,743	0:00,062	0:43,436	9	91,7 km/h
11	310	FREDRIKSSON, Lucas	SWE	JP RACING	SWE	1, b, a, 105	Exprit / Vortex / Vega	13	0:00,845	0:00,102	0:43,538	9	91,5 km/h
12	350	STEEN, Bas	NLD	Bas Steen	NLD	31350 31350	CKR / TM Racing / Vega	12	0:00,945	0:00,100	0:43,638	11	91,3 km/h
13	335	BEYERLEIN, Patrick	DEU	BEYMO-Karttracing	DEU	IKC1041625 KBF1160795	CRG / TM Racing / Vega	13	0:01,513	0:00,568	0:44,206	13	90,2 km/h
14	329	REIBÖCK, Lukas	AUT	BIREL ART RACING KSW	AUT	JK2158 BK102	Birel Art / TM Racing / Vega	8	0:02,644	0:01,131	0:45,337	7	87,9 km/h

Rennleitung: Dieter Bringsken Racedirektor: Horst Seidel / Uwe Fuchs

Sportkommissare: Nikolas Spaderna / Ulrich Bell

Techn. Kommissare: M. Grasshoff / C. Schmidt / H.G. Höfler / M. Ambrosius

Zeitnahme: KART-DATA timing service Franz Schieszler / Manuela Hintner

free practice DSKG (KZ2) Group 2

Fahrename Driver	Primm Simon Connor	Voegeding Paul	Jaromin David	Vladic Lukas	Feller Silas	Smeets Jesse	Walter Luca	Huetting Brio	Stumpf Stephen	Siögren Tobias	Fredriksson Lucas	Steen Bas
schnellste Runde in Runde	0:42,693 Rn. 12	0:43,022 Rn. 10	0:43,061 Rn. 13	0:43,093 Rn. 13	0:43,275 Rn. 12	0:43,289 Rn. 10	0:43,291 Rn. 7	0:43,357 Rn. 13	0:43,374 Rn. 13	0:43,436 Rn. 9	0:43,538 Rn. 9	0:43,638 Rn. 11
Speed	93,3 km/h	92,6 km/h	92,5 km/h	92,5 km/h	92,1 km/h	92,1 km/h	92,1 km/h	91,9 km/h	91,9 km/h	91,7 km/h	91,5 km/h	91,3 km/h
Lap 1	1:01,567	0:58,372	1:09,970	1:03,589	1:00,575	0:59,554	1:04,484	1:03,297	1:01,474	1:06,034	1:04,699	1:05,889
Lap 2	0:53,078	0:46,865	0:53,155	1:00,200	0:48,624	0:51,591	0:59,964	0:52,450	0:55,839	0:56,497	0:59,030	0:56,528
Lap 3	0:44,119	0:44,246	0:47,705	0:45,063	0:44,903	0:45,162	0:46,912	0:47,770	0:51,614	0:53,050	0:49,002	0:53,095
Lap 4	0:43,428	0:44,016	0:44,369	0:45,214	0:44,428	0:44,845	0:44,049	0:45,416	0:45,935	0:52,651	0:45,802	0:50,689
Lap 5	0:43,480	0:43,446	0:43,529	0:44,374	0:43,757	0:44,416	0:43,702	0:43,718	0:44,443	0:49,810	0:45,391	0:46,998
Lap 6	0:43,110	0:43,373	0:44,284	0:43,660	0:43,939	0:43,488	0:43,428	0:43,693	0:44,217	0:45,578	0:44,027	0:46,404
Lap 7	0:47,498	0:43,618	0:43,665	0:43,545	0:43,417	0:43,637	0:43,291	0:44,315	0:43,779	0:43,935	0:43,931	0:46,910
Lap 8	0:42,937	0:43,373	0:43,480	0:43,618	0:43,818	0:43,625	0:43,463	0:43,498	0:43,579	0:43,651	0:43,706	0:45,486
Lap 9	0:42,934	0:43,182	0:43,715	0:43,471	0:43,364	0:43,385	0:43,334	0:43,503	0:43,598	0:43,436	0:43,538	0:44,722
Lap 10	0:44,224	0:43,022	0:43,174	0:43,468	0:43,440	0:43,289	0:50,909	0:43,369	0:43,632	0:43,437	0:44,039	0:43,728
Lap 11	0:42,756	0:43,083	0:43,138	0:43,379	0:46,739	0:43,545	0:43,400	0:43,467	0:44,710	0:43,599	0:44,144	0:43,638
Lap 12	0:42,693	0:43,049	0:43,108	0:43,213	0:43,275	0:43,306	0:47,134	0:43,436	0:43,755	0:43,437	0:43,818	0:43,783
Lap 13	0:44,181	0:43,460	0:43,061	0:43,093		0:44,508	0:43,532	0:43,357	0:43,374		0:43,812	



1st round
07-09/08

DMSB
ADAC-KARTRENNEN KERPEN

DEUTSCHE KART-MEISTERSCHAFT 2020

DMSB-Reg.No.K-11 365/20

free practice DSKG (KZ2) Group 2

Fahrername Driver	Beyerlein Patrick	Reiböck Lukas
schnellste Runde in Runde	0:44,206 Rn. 13	0:45,337 Rn. 7
Speed	90,2 km/h	87,9 km/h
Lap 1	1:05,024	1:12,578
Lap 2	0:49,933	1:13,257
Lap 3	0:48,080	0:58,102
Lap 4	0:45,405	0:49,073
Lap 5	0:44,942	0:46,293
Lap 6	0:44,625	0:46,529
Lap 7	0:45,111	<u>0:45,337</u>
Lap 8	0:44,406	0:45,984
Lap 9	0:44,301	
Lap 10	0:44,707	
Lap 11	0:44,319	
Lap 12	0:44,340	
Lap 13	<u>0:44,206</u>	

1st Round
07-08/08




ADAC-KARTRENNEN KERPEN

DMSB-Reg.No.K-11365/20

DEUTSCHE KART-MEISTERSCHAFT 2020

free practice DSKC (K22) Group 2

Ziel		Sektion 1		Sektion 2		Sektion 3	
Fahrername	Zeit	Fahrername	Zeit	Fahrername	Zeit	Fahrername	Zeit
1 319 Primm,Simon Connor	0:42,693	319 Primm,Simon Connor	0:12,391	319 Primm,Simon Connor	0:18,951	319 Primm,Simon Connor	0:11,330
2 308 Voegeding,Paul	0:43,022	333 Feller,Silas	0:12,484	308 Voegeding,Paul	0:18,998	324 Jaromin,David	0:11,385
3 324 Jaromin,David	0:43,061	324 Jaromin,David	0:12,494	324 Jaromin,David	0:19,073	308 Voegeding,Paul	0:11,459
4 341 Vladoic,Lukas	0:43,093	308 Voegeding,Paul	0:12,510	341 Vladoic,Lukas	0:19,076	341 Vladoic,Lukas	0:11,459
5 333 Feller,Silas	0:43,275	336 Sjögren,Tobias	0:12,520	351 Smeets,Jesse	0:19,199	351 Smeets,Jesse	0:11,476
6 351 Smeets,Jesse	0:43,289	351 Smeets,Jesse	0:12,524	339 Walter,Luca	0:19,204	339 Walter,Luca	0:11,497
7 339 Walter,Luca	0:43,291	341 Vladoic,Lukas	0:12,552	316 Huefing,Brio	0:19,204	333 Feller,Silas	0:11,504
8 316 Huefing,Brio	0:43,357	339 Walter,Luca	0:12,556	336 Sjögren,Tobias	0:19,229	316 Huefing,Brio	0:11,511
9 312 Stumpf,Stephen	0:43,374	316 Huefing,Brio	0:12,556	333 Feller,Silas	0:19,233	310 Fredriksson,Lucas	0:11,511
10 336 Sjögren,Tobias	0:43,436	312 Stumpf,Stephen	0:12,599	350 Steen,Bas	0:19,239	312 Stumpf,Stephen	0:11,523
11 310 Fredriksson,Lucas	0:43,538	310 Fredriksson,Lucas	0:12,663	312 Stumpf,Stephen	0:19,252	336 Sjögren,Tobias	0:11,614
12 350 Steen,Bas	0:43,638	350 Steen,Bas	0:12,688	310 Fredriksson,Lucas	0:19,315	350 Steen,Bas	0:11,615
13 335 Beyerlein,Patrick	0:44,206	335 Beyerlein,Patrick	0:12,808	335 Beyerlein,Patrick	0:19,581	335 Beyerlein,Patrick	0:11,782
14 329 Reiböck,Lukas	0:45,337	329 Reiböck,Lukas	0:13,257	329 Reiböck,Lukas	0:20,105	329 Reiböck,Lukas	0:11,975

free practice DSKG (K22) Group 2

Die schnellsten Zeiten

Ort	Nr. Fahrername	Zeit	Streckenl.	ø Speed
Ziel	319 Primm,Simon Connor	0:42,693	1107 m	93,3 km/h
Sektion 1	319 Primm,Simon Connor	0:12,391	329 m	95,6 km/h
Sektion 2	319 Primm,Simon Connor	0:18,951	475 m	90,2 km/h
Sektion 3	319 Primm,Simon Connor	0:11,330	303 m	96,3 km/h

	Snr.319 Primm,Simon Connor DEU Valier Motorsport			Snr.308 Voegeding,Paul DEU Mach1 Motorsport			Snr.324 Jaromin,David DEU AP-Racing			Snr.341 Vladic,Lukas DEU SRP Racing Team			Snr.333 Feller,Silas DEU Millennium Racing Team					
	theoretisch mögliche Bestzeit	Ziel	Bestzeit	theoretisch mögliche Bestzeit	Ziel	Bestzeit	theoretisch mögliche Bestzeit	Ziel	Bestzeit	theoretisch mögliche Bestzeit	Ziel	Bestzeit	theoretisch mögliche Bestzeit	Ziel	Bestzeit			
best	0:42,693	0:12,391	0:18,951	0:43,022	0:12,510	0:18,998	0:43,061	0:12,494	0:19,073	0:11,385	0:43,093	0:12,552	0:19,076	0:11,459	0:43,275	0:12,484	0:19,233	0:11,504
Runde 1	1:01,567	0:21,152	0:25,495	0:58,372	0:19,116	0:26,499	1:09,970	0:22,198	0:29,542	0:18,230	1:03,589	0:19,664	0:25,983	0:17,942	1:00,575	0:21,187	0:25,428	0:13,960
Runde 2	0:53,078	0:15,607	0:24,670	0:46,865	0:13,166	0:21,723	0:53,155	0:16,489	0:22,790	0:13,876	1:00,200	0:22,043	0:25,495	0:12,662	0:48,624	0:13,970	0:20,657	0:13,997
Runde 3	0:44,119	0:12,891	0:19,423	0:44,246	0:12,938	0:19,534	0:47,705	0:14,308	0:20,940	0:12,457	0:45,063	0:13,183	0:20,046	0:11,834	0:44,903	0:13,051	0:19,927	0:11,925
Runde 4	0:43,428	0:12,629	0:19,287	0:44,016	0:12,793	0:19,634	0:44,369	0:12,934	0:19,705	0:11,730	0:45,214	0:13,371	0:20,132	0:11,711	0:44,428	0:12,720	0:19,664	0:12,044
Runde 5	0:43,480	0:12,535	0:19,283	0:43,446	0:12,671	0:19,255	0:43,529	0:12,691	0:19,286	0:11,552	0:44,374	0:12,957	0:19,782	0:11,635	0:43,757	0:12,723	0:19,429	0:11,605
Runde 6	0:43,110	0:12,461	0:19,154	0:43,373	0:12,630	0:19,154	0:44,284	0:12,677	0:19,626	0:11,981	0:43,660	0:12,728	0:19,436	0:11,496	0:43,939	0:12,646	0:19,552	0:11,741
Runde 7	0:47,498	0:15,390	0:20,628	0:43,618	0:12,883	0:19,127	0:43,665	0:12,957	0:19,230	0:11,478	0:43,545	0:12,757	0:19,296	0:11,492	0:43,417	0:12,606	0:19,265	0:11,546
Runde 8	0:42,937	0:12,533	0:18,989	0:43,373	0:12,613	0:19,233	0:43,480	0:12,532	0:19,239	0:11,709	0:43,618	0:12,793	0:19,297	0:11,528	0:43,818	0:12,646	0:19,455	0:11,717
Runde 9	0:42,934	0:12,414	0:18,958	0:43,182	0:12,586	0:18,998	0:43,715	0:12,904	0:19,199	0:11,612	0:43,471	0:12,629	0:19,314	0:11,528	0:43,364	0:12,520	0:19,340	0:11,504
Runde 10	0:44,224	0:12,739	0:19,943	0:43,022	0:12,535	0:19,028	0:43,174	0:12,511	0:19,226	0:11,437	0:43,468	0:12,677	0:19,255	0:11,536	0:43,440	0:12,484	0:19,294	0:11,662
Runde 11	0:42,756	0:12,464	0:18,953	0:43,083	0:12,516	0:19,102	0:43,138	0:12,523	0:19,230	0:11,385	0:43,379	0:12,642	0:19,167	0:11,570	0:46,739	0:12,649	0:22,284	0:11,806
Runde 12	0:42,693	0:12,412	0:18,951	0:43,049	0:12,510	0:19,066	0:43,108	0:12,506	0:19,151	0:11,451	0:43,213	0:12,632	0:19,122	0:11,459	0:43,275	0:12,515	0:19,233	0:11,527
Runde 13	0:44,181	0:12,391	0:19,842	0:43,460	0:12,523	0:19,237	0:43,061	0:12,494	0:19,073	0:11,494	0:43,093	0:12,552	0:19,076	0:11,465				

free practice DSKC (K2) Group 2

Die schnellsten Zeiten

Ort	Nr. Fahrername	Zeit	Streckenl.	ø Speed
Ziel	319 Primm,Simon Connor	0:42,693	1107 m	93,3 km/h
Sektion 1	319 Primm,Simon Connor	0:12,391	329 m	95,6 km/h
Sektion 2	319 Primm,Simon Connor	0:18,951	475 m	90,2 km/h
Sektion 3	319 Primm,Simon Connor	0:11,330	303 m	96,3 km/h

	Smr.351 Smeets,Jesse NLD Jesse Smeets			Smr.339 Walter,Luca DEU Luca Walter			Smr.316 Hueing,Brio NLD SRP Racing Team			Smr.312 Sturmpl,Stephen DEU Solgart Motorsport			Smr.336 Sjögren,Tobias SWE Mach1 Motorsport							
	theoretisch mögliche Bestzeit	Ziel	Bestzeit	theoretisch mögliche Bestzeit	Ziel	Bestzeit	theoretisch mögliche Bestzeit	Ziel	Bestzeit	theoretisch mögliche Bestzeit	Ziel	Bestzeit	theoretisch mögliche Bestzeit	Ziel	Bestzeit					
best	0:43,289	0:12,524	0:19,199	0:11,476	0:43,291	0:12,556	0:19,204	0:11,497	0:43,357	0:12,556	0:19,204	0:11,511	0:43,374	0:12,599	0:19,252	0:11,523	0:43,436	0:12,520	0:19,229	0:11,614
Runde 1	0:59,554	0:20,336	0:25,444	0:13,774	1:04,484	0:20,960	0:27,370	0:16,154	1:03,297	0:21,826	0:26,201	0:15,270	1:01,474	0:21,322	0:25,600	0:14,552	1:06,084	0:22,432	0:26,750	0:16,852
Runde 2	0:51,591	0:17,677	0:21,616	0:12,298	0:59,964	0:18,215	0:27,149	0:14,600	0:52,450	0:15,715	0:23,056	0:13,679	0:55,839	0:17,960	0:23,856	0:14,023	0:56,497	0:17,965	0:24,068	0:14,464
Runde 3	0:45,162	0:13,488	0:19,768	0:11,906	0:46,912	0:13,902	0:20,876	0:12,134	0:47,770	0:14,293	0:20,991	0:12,486	0:51,614	0:15,429	0:23,298	0:12,887	0:53,050	0:15,394	0:23,652	0:14,004
Runde 4	0:44,845	0:12,785	0:20,275	0:11,785	0:44,049	0:12,895	0:19,504	0:11,650	0:45,416	0:13,437	0:20,078	0:11,901	0:45,935	0:13,433	0:20,415	0:12,087	0:52,651	0:14,609	0:24,596	0:13,446
Runde 5	0:44,416	0:12,711	0:19,940	0:11,765	0:43,702	0:12,696	0:19,333	0:11,673	0:43,718	0:12,800	0:19,324	0:11,594	0:44,443	0:12,989	0:19,682	0:11,772	0:49,810	0:14,235	0:22,583	0:12,992
Runde 6	0:43,488	0:12,674	0:19,293	0:11,521	0:43,428	0:12,661	0:19,270	0:11,497	0:43,693	0:12,723	0:19,370	0:11,600	0:44,217	0:12,880	0:19,495	0:11,842	0:45,578	0:14,114	0:19,594	0:11,870
Runde 7	0:43,637	0:12,816	0:19,306	0:11,515	0:43,291	0:12,576	0:19,204	0:11,511	0:44,315	0:12,733	0:19,384	0:12,198	0:43,779	0:12,803	0:19,399	0:11,577	0:43,935	0:12,697	0:19,464	0:11,774
Runde 8	0:43,625	0:12,577	0:19,284	0:11,764	0:43,463	0:12,632	0:19,277	0:11,554	0:43,498	0:12,711	0:19,247	0:11,540	0:43,579	0:12,731	0:19,310	0:11,538	0:43,651	0:12,704	0:19,318	0:11,629
Runde 9	0:43,385	0:12,572	0:19,199	0:11,614	0:43,334	0:12,567	0:19,239	0:11,528	0:43,503	0:12,668	0:19,285	0:11,550	0:43,598	0:12,785	0:19,278	0:11,535	0:43,436	0:12,520	0:19,277	0:11,639
Runde 10	0:43,289	0:12,594	0:19,219	0:11,476	0:50,909	0:14,209	0:24,684	0:12,016	0:43,369	0:12,641	0:19,207	0:11,521	0:43,632	0:12,681	0:19,399	0:11,552	0:43,437	0:12,542	0:19,229	0:11,666
Runde 11	0:43,545	0:12,620	0:19,361	0:11,564	0:43,400	0:12,557	0:19,288	0:11,555	0:43,467	0:12,641	0:19,243	0:11,583	0:44,710	0:12,667	0:20,308	0:11,735	0:43,599	0:12,534	0:19,400	0:11,665
Runde 12	0:43,306	0:12,524	0:19,275	0:11,507	0:47,134	0:12,556	0:22,601	0:11,977	0:43,436	0:12,556	0:19,274	0:11,606	0:43,755	0:12,759	0:19,400	0:11,596	0:43,437	0:12,576	0:19,247	0:11,614
Runde 13	0:44,508	0:12,611	0:19,707	0:12,190	0:43,532	0:12,653	0:19,354	0:11,525	0:43,357	0:12,642	0:19,204	0:11,511	0:43,374	0:12,599	0:19,252	0:11,523				

free practice DSKG (K22) Group 2

Die schnellsten Zeiten

Ort	Nr. Fahrername	Zeit	Streckenl.	ø Speed
Ziel	319 Primm,Simon Connor	0:42,693	1107 m	93,3 km/h
Sektion 1	319 Primm,Simon Connor	0:12,391	329 m	95,6 km/h
Sektion 2	319 Primm,Simon Connor	0:18,951	475 m	90,2 km/h
Sektion 3	319 Primm,Simon Connor	0:11,330	303 m	96,3 km/h

	Smr.310 Fredriksson,Lucas SWE JP RACING	Smr.350 Steen,Bas NLD Bas Steen	Smr.335 Beyerlein,Patrick DEU BEYMO-Kartracing	Smr.329 Reiböck,Lukas AUT BIREL ART RACING KSW	Ziel	Sektion 1	Sektion 2	Sektion 3				
best	0:43,538	0:12,663	0:19,315	0:11,511	0:43,538	0:12,688	0:19,239	0:11,615	0:45,337	0:13,257	0:20,105	0:11,975
Runde 1	1:04,699	0:21,488	0:27,960	0:15,251	1:05,889	0:22,333	0:27,056	0:16,500	1:12,578	0:22,647	0:29,953	0:19,978
Runde 2	0:59,030	0:18,376	0:25,816	0:14,838	0:56,528	0:18,065	0:24,260	0:14,203	1:13,257	0:22,914	0:31,781	0:18,562
Runde 3	0:49,002	0:14,570	0:21,258	0:13,174	0:53,095	0:15,405	0:23,859	0:13,831	0:58,102	0:17,507	0:25,953	0:14,642
Runde 4	0:45,802	0:13,944	0:20,092	0:11,766	0:50,689	0:14,774	0:23,020	0:12,895	0:49,073	0:15,182	0:21,272	0:12,619
Runde 5	0:45,391	0:13,801	0:19,880	0:11,710	0:46,998	0:13,985	0:20,739	0:12,274	0:46,299	0:13,380	0:20,416	0:12,497
Runde 6	0:44,027	0:12,762	0:19,698	0:11,567	0:46,404	0:13,677	0:20,472	0:12,255	0:46,529	0:13,258	0:20,290	0:12,981
Runde 7	0:43,931	0:12,878	0:19,542	0:11,511	0:46,910	0:13,477	0:20,713	0:12,720	0:45,337	0:13,257	0:20,105	0:11,975
Runde 8	0:43,706	0:12,789	0:19,328	0:11,589	0:45,486	0:13,622	0:19,955	0:11,909	0:45,984	0:13,453	0:20,417	0:12,114
Runde 9	0:43,538	0:12,663	0:19,315	0:11,560	0:44,722	0:13,132	0:19,900	0:11,690	0:45,984	0:13,453	0:20,417	0:12,114
Runde 10	0:44,039	0:12,724	0:19,705	0:11,610	0:43,728	0:12,688	0:19,388	0:11,652	0:45,984	0:13,453	0:20,417	0:12,114
Runde 11	0:44,144	0:13,128	0:19,373	0:11,643	0:43,638	0:12,690	0:19,333	0:11,615	0:44,319	0:12,825	0:19,683	0:11,811
Runde 12	0:43,818	0:12,796	0:19,411	0:11,611	0:43,783	0:12,859	0:19,239	0:11,685	0:44,340	0:12,848	0:19,674	0:11,818
Runde 13	0:43,812	0:12,692	0:19,492	0:11,628	0:44,206	0:12,808	0:19,616	0:11,782	0:44,206	0:12,808	0:19,616	0:11,782

free practice DSKC (KZ2) Group 1

Strecke / track: 1107m

started: 15 classified: 15 not classified: 0

Pos	Str. Nr.	Fahrer Driver	Nation	Bewerber / Sponsor	Nation	Lizenz R-Lizenz	Chassis / Motor / Reifen	Runden Laps	Differenz	Abstand Gap	beste Runde best Lap	in R. in L.	Geschw. n Speed
1	313	TRÖGER, Tim	DEU	Mach1 Motorsport	DEU	IKC1132554 KBF1005514	Mach 1 / TM Racing / Vega	10			0:42,650	10	93,4 km/h
2	306	HIMMELS, Yannik	DEU	SRP Racing Team	DEU	IKC1147857 KBF1156791	Maranello / TM Racing / Vega	10	0:00,028	0:00,028	0:42,678	10	93,4 km/h
3	334	DOORN, Coen	NLD	A.K. Doorn	NLD	40347 42349	Kart Republic / TM Racing / Vega	12	0:00,156	0:00,128	0:42,806	10	93,1 km/h
4	330	RIED, Jonas	DEU	Solgat Motorsport	DEU	IKB1167350 KBF1079882	Birel Art / TM Racing / Vega	10	0:00,166	0:00,010	0:42,816	10	93,1 km/h
5	320	MÜLLER, Julian	DEU	Mach1 Motorsport	DEU	IKC1137671 KBF1005514	Mach 1 / TM Racing / Vega	12	0:00,183	0:00,017	0:42,833	10	93,0 km/h
6	340	LUKASCHEWSKY, Karl	DEU	SRP Racing Team	DEU	1194842 KBF1156791	Maranello / TM Racing / Vega	9	0:00,245	0:00,062	0:42,895	8	92,9 km/h
7	328	JULIUS-BERNHART, Janni	DEU	SRP Racing Team	DEU	IKC1163143 KBF1156791	Maranello / TM Racing / Vega	12	0:00,350	0:00,105	0:43,000	9	92,7 km/h
8	332	DRESEN, Andreas	DEU	SRP Racing Team	DEU	KBF1156791 IKB1096240	Maranello / TM Racing / Vega	11	0:00,394	0:00,044	0:43,044	11	92,6 km/h
9	309	GREIF, Toni	DEU	Solgat Motorsport	DEU	KBF1079882 IKC1177154	Birel Art / TM Racing / Vega	11	0:00,628	0:00,234	0:43,278	11	92,1 km/h
10	321	NELLES, Mika	DEU	DS Kartsport	DEU	KBF1154357 40346	Mach 1 / TM Racing / Vega	12	0:00,722	0:00,094	0:43,372	12	91,9 km/h
11	325	KARLSHØJ, Lasse	DNK	LE Racing	DNK	39981 69574	Kosmic / Vortex / Vega	8	0:00,884	0:00,162	0:43,534	6	91,5 km/h
12	354	KROGH, Gustav	DNK	RS Competition	DNK	36053 IKC1181135	Tony Kart / Vortex / Vega	11	0:00,911	0:00,027	0:43,561	11	91,5 km/h
13	311	PREIBISCH, Marius	DEU	Bamberger Karttracing	DEU	KBF1197896 40615	Lenzokart / LKE / Vega	12	0:01,084	0:00,173	0:43,734	11	91,1 km/h
14	353	FIKSE, Jeffrey	NLD	Jeffrey Fikse	NLD	40615 96287	CRG / TM Racing / Vega	12	0:01,373	0:00,289	0:44,023	10	90,5 km/h
15	327	JONSSON, Lukas	SWE	JP RACING	SWE	105	Exprit / Vortex / Vega	4	0:03,569	0:02,196	0:46,219	4	86,2 km/h

Rennleitung: Dieter Bringsken Racedirektor: Horst Seidel / Uwe Fuchs

Sportkommissare: Nikolas Spaderna / Ulrich Bell

Techn. Kommissare: M. Grasshoff / C. Schmidt / H.G. Höfler / M. Ambrosius

Zeitnahme: KART-DATA timing service Franz Schieszler / Manuela Hintner

free practice DSKC (KZ2) Group 1

Fahrename Driver	Träger Tim	Himmels Yannik	Doorn Coen	Ried Jonas	Müller Julian	Lukaschewsky Karl	Julius-Bernhart Jannik	Dresen Andreas	Greif Toni	Nelles Mika	Karlshøj Lasse	Krogh Gustav
schnellste Runde in Runde	0:42,650 Rn. 10	0:42,678 Rn. 10	0:42,806 Rn. 10	0:42,816 Rn. 10	0:42,833 Rn. 10	0:42,895 Rn. 8	0:43,000 Rn. 9	0:43,044 Rn. 11	0:43,278 Rn. 11	0:43,372 Rn. 12	0:43,534 Rn. 6	0:43,561 Rn. 11
Speed	93,4 km/h	93,4 km/h	93,1 km/h	93,1 km/h	93,0 km/h	92,9 km/h	92,7 km/h	92,6 km/h	92,1 km/h	91,9 km/h	91,5 km/h	91,5 km/h
Lap 1	1:04,765	1:05,049	1:13,692	0:57,659	1:01,811	1:07,949	1:11,133	0:56,548	1:14,194	1:01,992	0:56,858	0:59,892
Lap 2	0:49,933	0:47,954	1:04,912	0:48,033	0:49,878	0:48,674	0:50,577	0:50,932	1:01,853	0:55,072	0:48,664	0:47,955
Lap 3	0:47,471	0:44,253	0:46,871	0:44,392	0:46,858	0:45,181	0:46,253	0:49,074	0:56,942	0:53,919	0:45,307	0:44,753
Lap 4	0:44,701	0:43,831	0:44,127	0:43,882	0:46,047	0:43,804	0:44,470	0:48,942	0:51,343	0:52,906	0:43,934	0:45,020
Lap 5	2:42,545	0:43,387	0:44,377	0:43,588	0:43,505	0:44,534	0:43,620	0:49,523	0:48,318	0:52,076	0:44,647	0:44,309
Lap 6	0:50,442	0:42,972	0:43,227	0:43,448	0:44,794	0:43,157	0:43,832	0:47,262	0:46,458	0:48,058	0:43,534	2:35,825
Lap 7	0:44,134	0:43,017	0:42,843	0:43,302	0:43,240	0:43,095	1:39,339	1:27,992	0:45,377	0:44,558	0:44,002	0:48,265
Lap 8	0:43,241	0:43,055	0:43,818	0:43,029	1:29,541	0:42,895	0:45,097	0:45,178	0:44,167	0:43,946	0:43,878	0:44,369
Lap 9	0:43,748	0:42,945	0:43,133	0:42,931	0:44,986	0:43,007	0:43,000	0:43,434	0:43,636	0:43,782	0:44,454	0:44,454
Lap 10	0:42,650	0:42,678	0:42,806	0:42,816	0:42,833	0:43,007	0:43,034	0:43,162	0:43,472	0:43,751	0:44,454	0:44,454
Lap 11			0:43,845		0:43,256		0:43,093	0:43,044	0:43,278	0:43,695		0:43,744
Lap 12			0:46,641		0:42,870		0:43,126			0:43,372		0:43,561

1st round
07-09/08



DMSB
ADAC-KARTRENNEN KERPEN

DEUTSCHE KART-MEISTERSCHAFT 2020

DMSB-Reg.No.K-11 365/20

free practice DSKC (KZ2) Group 1

Fahrername Driver	Preibisch Marius	Fikse Jeffrey	Jonsson Lukas
schnellste Runde in Runde	0:43,734 Rn. 11	0:44,023 Rn. 10	0:46,219 Rn. 4
Speed	91,1 km/h	90,5 km/h	86,2 km/h
Lap 1	1:01,219	0:55,131	1:00,951
Lap 2	0:52,436	0:48,966	0:50,336
Lap 3	0:51,069	0:49,241	0:47,009
Lap 4	0:53,347	0:46,831	<u>0:46,219</u>
Lap 5	0:49,251	0:45,203	
Lap 6	0:49,678	0:45,304	
Lap 7	0:44,597	0:44,834	
Lap 8	0:44,240	0:44,131	
Lap 9	0:44,151	0:44,158	
Lap 10	0:43,945	<u>0:44,023</u>	
Lap 11	<u>0:43,734</u>	0:46,341	
Lap 12	0:44,048	0:45,211	

1st Round
07-08/08




ADAC-KARTRENNEN KERPEN

DEUTSCHE KART-MEISTERSCHAFT 2020

DMSB-Reg.No.K-11365/20

free practice DSKC (K22) Group 1

Ziel		Sektion 1		Sektion 2		Sektion 3	
Fahrername	Zeit	Fahrername	Zeit	Fahrername	Zeit	Fahrername	Zeit
1 313 Tröger,Tim	0:42,650	334 Doorn,Coen	0:12,398	313 Tröger,Tim	0:18,888	306 Himmels,Yannik	0:11,317
2 306 Himmels,Yannik	0:42,678	330 Ried,Jonas	0:12,411	306 Himmels,Yannik	0:18,906	313 Tröger,Tim	0:11,324
3 334 Doorn,Coen	0:42,806	306 Himmels,Yannik	0:12,428	320 Müller,Julian	0:18,956	330 Ried,Jonas	0:11,339
4 330 Ried,Jonas	0:42,816	313 Tröger,Tim	0:12,438	334 Doorn,Coen	0:18,965	334 Doorn,Coen	0:11,340
5 320 Müller,Julian	0:42,833	320 Müller,Julian	0:12,441	340 Lukaszewsky,Karl	0:18,971	328 Julius-Bernhart,Jannik	0:11,387
6 340 Lukaszewsky,Karl	0:42,895	328 Julius-Bernhart,Jannik	0:12,457	328 Julius-Bernhart,Jannik	0:19,055	340 Lukaszewsky,Karl	0:11,420
7 328 Julius-Bernhart,Jannik	0:43,000	332 Dresen,Andreas	0:12,482	330 Ried,Jonas	0:19,065	320 Müller,Julian	0:11,430
8 332 Dresen,Andreas	0:43,044	340 Lukaszewsky,Karl	0:12,484	332 Dresen,Andreas	0:19,109	332 Dresen,Andreas	0:11,453
9 309 Greif,Toni	0:43,278	325 Karishøj,Lasse	0:12,500	309 Greif,Toni	0:19,173	325 Karishøj,Lasse	0:11,476
10 321 Nelles,Mika	0:43,372	321 Nelles,Mika	0:12,564	321 Nelles,Mika	0:19,239	309 Greif,Toni	0:11,497
11 325 Karishøj,Lasse	0:43,534	354 Krogh,Gustav	0:12,591	325 Karishøj,Lasse	0:19,250	321 Nelles,Mika	0:11,561
12 354 Krogh,Gustav	0:43,561	309 Greif,Toni	0:12,596	311 Preibisch,Marius	0:19,298	354 Krogh,Gustav	0:11,583
13 311 Preibisch,Marius	0:43,734	311 Preibisch,Marius	0:12,683	354 Krogh,Gustav	0:19,358	311 Preibisch,Marius	0:11,666
14 353 Fikse,Jeffrey	0:44,023	353 Fikse,Jeffrey	0:12,685	353 Fikse,Jeffrey	0:19,549	353 Fikse,Jeffrey	0:11,699
15 327 Jonsson,Lukas	0:46,219	327 Jonsson,Lukas	0:13,159	327 Jonsson,Lukas	0:20,296	327 Jonsson,Lukas	0:12,364

free practice DSKG (K22) Group 1

Die schnellsten Zeiten

Ort	Nr. Fahrername	Zeit	Streckenl.	Ø Speed
Ziel	313 Tröger, Tim	0:42,650	1107 m	93,4 km/h
Sektion 1	334 Doorn, Coen	0:12,398	329 m	95,5 km/h
Sektion 2	313 Tröger, Tim	0:18,888	475 m	90,5 km/h
Sektion 3	306 Himmels, Yannik	0:11,317	303 m	96,4 km/h

	Smr.313 Tröger, Tim DEU Mach1 Motorsport	Smr.306 Himmels, Yannik DEU SRP Racing Team	Smr.334 Doorn, Coen NLD A.K. Doorn	Smr.330 Ried, Jonas DEU Solgart Motorsport	Smr.320 Müller, Julian DEU Mach1 Motorsport
	theoretisch mögliche Bestzeit 0:42,650	theoretisch mögliche Bestzeit 0:42,651	theoretisch mögliche Bestzeit 0:42,703	theoretisch mögliche Bestzeit 0:42,815	theoretisch mögliche Bestzeit 0:42,827
	Ziel Sektion 1 Sektion 2 Sektion 3	Ziel Sektion 1 Sektion 2 Sektion 3	Ziel Sektion 1 Sektion 2 Sektion 3	Ziel Sektion 1 Sektion 2 Sektion 3	Ziel Sektion 1 Sektion 2 Sektion 3
best	0:42,650 0:12,438 0:18,888 0:11,324	0:42,678 0:12,428 0:18,906 0:11,317	0:42,806 0:12,398 0:18,965 0:11,340	0:42,816 0:12,411 0:19,065 0:11,339	0:42,833 0:12,441 0:18,956 0:11,430
Runde 1	1:04,765 0:21,348 0:27,164 0:16,253	1:05,049 0:23,166 0:26,246 0:15,637	1:13,692 0:23,734 0:31,407 0:18,551	0:57,659 0:20,862 0:23,140 0:13,657	1:01,811 0:20,681 0:27,016 0:14,114
Runde 2	0:49,933 0:15,272 0:21,628 0:13,033	0:47,954 0:14,343 0:21,066 0:12,545	1:04,912 0:19,783 0:29,226 0:15,903	0:48,033 0:14,468 0:21,248 0:12,317	0:49,878 0:14,624 0:22,014 0:13,240
Runde 3	0:47,471 0:13,011 0:21,882 0:12,578	0:44,253 0:13,097 0:19,508 0:11,648	0:46,871 0:14,645 0:20,202 0:12,024	0:44,392 0:12,973 0:19,673 0:11,746	0:46,858 0:13,665 0:20,792 0:12,401
Runde 4	0:44,701 0:13,133 0:19,640 0:11,928	0:43,831 0:12,691 0:19,211 0:11,929	0:44,127 0:12,824 0:19,592 0:11,711	0:43,882 0:12,760 0:19,493 0:11,629	0:46,047 0:14,813 0:19,542 0:11,692
Runde 5	2:42,545 0:13,090 0:19,625 2:09,830	0:43,387 0:12,773 0:19,190 0:11,424	0:44,377 0:12,694 0:20,083 0:11,600	0:43,588 0:12,652 0:19,354 0:11,582	0:43,505 0:12,659 0:19,260 0:11,586
Runde 6	0:50,442 0:16,672 0:20,993 0:12,777	0:42,972 0:12,510 0:19,073 0:11,389	0:43,227 0:12,608 0:19,162 0:11,457	0:43,448 0:12,512 0:19,321 0:11,615	0:44,794 0:13,007 0:19,883 0:11,904
Runde 7	0:44,134 0:12,989 0:19,350 0:11,795	0:43,017 0:12,428 0:19,024 0:11,565	0:42,843 0:12,464 0:18,965 0:11,414	0:43,302 0:12,591 0:19,253 0:11,458	0:43,240 0:12,597 0:19,091 0:11,552
Runde 8	0:43,241 0:12,612 0:19,071 0:11,558	0:43,055 0:12,583 0:19,064 0:11,408	0:43,818 0:12,515 0:19,526 0:11,777	0:43,029 0:12,434 0:19,174 0:11,421	1:29,541 0:12,700 0:19,143 0:57,698
Runde 9	0:43,748 0:13,000 0:19,186 0:11,562	0:42,945 0:12,581 0:18,953 0:11,411	0:43,133 0:12,619 0:19,116 0:11,398	0:42,931 0:12,411 0:19,142 0:11,378	0:44,986 0:14,295 0:19,183 0:11,508
Runde 10	0:42,650 0:12,438 0:18,888 0:11,324	0:42,678 0:12,455 0:18,906 0:11,317	0:42,806 0:12,490 0:18,976 0:11,340	0:42,816 0:12,412 0:19,065 0:11,339	0:42,833 0:12,441 0:18,956 0:11,436
Runde 11			0:43,845 0:12,398 0:19,296 0:12,151		0:43,256 0:12,776 0:19,040 0:11,440
Runde 12			0:46,641 0:15,298 0:19,988 0:11,355		0:42,870 0:12,468 0:18,972 0:11,430

free practice DSXC (K22) Group 1

Die schnellsten Zeiten

Ort	Nr. Fahrername	Zeit	Streckenl.	ø Speed
Ziel	313 Träger, Tim	0:42,650	1107 m	93,4 km/h
Sektion 1	334 Doorn, Coen	0:12,398	329 m	95,5 km/h
Sektion 2	313 Träger, Tim	0:18,888	475 m	90,5 km/h
Sektion 3	306 Himmels, Yannik	0:11,317	303 m	96,4 km/h

	Smr.340 Lukaschewsky, Karl DEU SRP Racing Team				Smr.328 Julius-Bernhart, Jannik DEU SRP Racing Team				Smr.332 Dresen, Andreas DEU SRP Racing Team				Smr.309 Greif, Toni DEU Solgart Motorsport				Smr.321 Nelles, Mika DEU DS Kartsport			
	theoretisch mögliche Bestzeit 0:42,875		theoretisch mögliche Bestzeit 0:42,899		theoretisch mögliche Bestzeit 0:43,044		theoretisch mögliche Bestzeit 0:43,044		theoretisch mögliche Bestzeit 0:43,266		theoretisch mögliche Bestzeit 0:43,364									
best	Ziel	Sektion 1	Sektion 2	Sektion 3	Ziel	Sektion 1	Sektion 2	Sektion 3	Ziel	Sektion 1	Sektion 2	Sektion 3	Ziel	Sektion 1	Sektion 2	Sektion 3	Ziel	Sektion 1	Sektion 2	Sektion 3
Runde 1	0:42,895	0:12,484	0:18,971	0:11,420	0:43,000	0:12,457	0:19,055	0:11,387	0:43,044	0:12,482	0:19,109	0:11,453	0:43,278	0:12,596	0:19,173	0:11,497	0:43,372	0:12,564	0:19,239	0:11,561
Runde 2	1:07,949	0:23,660	0:28,355	0:15,934	1:11,133	0:22,505	0:31,401	0:17,227	0:56,548	0:19,680	0:23,068	0:13,800	1:14,194	0:24,670	0:31,829	0:17,695	1:01,992	0:21,348	0:25,654	0:14,990
Runde 3	0:48,674	0:14,675	0:21,553	0:12,446	0:50,577	0:15,607	0:21,842	0:13,128	0:50,932	0:14,884	0:22,518	0:13,530	1:01,853	0:18,877	0:27,169	0:15,807	0:55,072	0:17,017	0:24,107	0:13,948
Runde 4	0:45,181	0:13,326	0:20,092	0:11,763	0:46,253	0:13,138	0:20,544	0:12,571	0:49,074	0:14,659	0:20,996	0:13,419	0:56,942	0:17,770	0:25,006	0:14,166	0:53,919	0:15,664	0:24,322	0:13,933
Runde 5	0:43,804	0:12,742	0:19,517	0:11,545	0:44,470	0:12,960	0:19,671	0:11,839	0:48,942	0:14,280	0:20,750	0:13,912	0:51,343	0:15,368	0:22,709	0:13,266	0:52,906	0:15,687	0:23,498	0:13,721
Runde 6	0:44,534	0:12,674	0:19,236	0:12,624	0:43,620	0:12,738	0:19,341	0:11,541	0:49,523	0:13,917	0:22,537	0:13,069	0:48,318	0:14,660	0:21,031	0:12,627	0:52,076	0:15,601	0:23,117	0:13,358
Runde 7	0:43,157	0:12,617	0:19,120	0:11,420	0:43,832	0:12,568	0:19,225	0:12,039	0:47,262	0:14,784	0:20,412	0:12,066	0:46,458	0:13,593	0:20,322	0:12,543	0:48,058	0:14,513	0:21,158	0:12,387
Runde 8	0:43,095	0:12,548	0:19,125	0:11,422	1:39,339	0:12,573	0:19,306	1:07,460	1:27,992	0:12,782	0:19,479	0:55,731	0:45,377	0:13,442	0:19,959	0:11,976	0:44,558	0:13,018	0:19,747	0:11,793
Runde 9	0:42,895	0:12,484	0:18,971	0:11,440	0:45,097	0:14,068	0:19,460	0:11,569	0:45,178	0:13,747	0:19,636	0:11,795	0:44,167	0:12,921	0:19,540	0:11,706	0:43,946	0:12,796	0:19,483	0:11,667
Runde 10	0:43,007	0:12,514	0:19,063	0:11,430	0:43,000	0:12,457	0:19,085	0:11,458	0:43,434	0:12,620	0:19,232	0:11,582	0:43,636	0:12,701	0:19,298	0:11,637	0:43,782	0:12,618	0:19,553	0:11,611
Runde 11					0:43,034	0:12,591	0:19,055	0:11,388	0:43,162	0:12,504	0:19,192	0:11,466	0:43,472	0:12,596	0:19,227	0:11,649	0:43,751	0:12,573	0:19,514	0:11,664
Runde 12					0:43,093	0:12,543	0:19,163	0:11,387	0:43,044	0:12,482	0:19,109	0:11,453	0:43,278	0:12,608	0:19,173	0:11,497	0:43,695	0:12,564	0:19,451	0:11,680
					0:43,126	0:12,463	0:19,136	0:11,527						0:12,886	0:21,387		0:43,372	0:12,572	0:19,239	0:11,561

free practice DSXC (K22) Group 1

Die schnellsten Zeiten

Ort	Nr. Fahrername	Zeit	Streckenl.	ø Speed
Ziel	313 Träger, Tim	0:42,650	1107 m	93,4 km/h
Sektion 1	334 Doorn, Coen	0:12,398	329 m	95,5 km/h
Sektion 2	313 Träger, Tim	0:18,888	475 m	90,5 km/h
Sektion 3	306 Himmels, Yannik	0:11,317	303 m	96,4 km/h

	Smr.325 Karshøj, Lasse DNK LE Racing	Smr.354 Krogh, Gustav DNK RS Competition	Smr.311 Preibisch, Marius DEU Bamberger Karttracing	Smr.353 Fikse, Jeffrey NLD Jeffrey Fikse	Smr.327 Jonsson, Lukas SWE JP RACING
	theoretisch mögliche Bestzeit 0:43,226	theoretisch mögliche Bestzeit 0:43,532	theoretisch mögliche Bestzeit 0:43,647	theoretisch mögliche Bestzeit 0:43,933	theoretisch mögliche Bestzeit 0:45,819
best	Ziel Sektion 1 Sektion 2 Sektion 3 0:43,534 0:12,500 0:19,250 0:11,476	Ziel Sektion 1 Sektion 2 Sektion 3 0:43,561 0:12,591 0:19,358 0:11,583	Ziel Sektion 1 Sektion 2 Sektion 3 0:43,734 0:12,683 0:19,298 0:11,666	Ziel Sektion 1 Sektion 2 Sektion 3 0:44,023 0:12,685 0:19,549 0:11,699	Ziel Sektion 1 Sektion 2 Sektion 3 0:46,219 0:13,159 0:20,296 0:12,364
Runde 1	0:56,858 0:21,021 0:22,814 0:13,023	0:59,892 0:21,603 0:24,648 0:13,641	1:01,219 0:21,573 0:25,325 0:14,321	0:55,131 0:18,470 0:23,183 0:13,478	1:00,951 0:21,016 0:25,576 0:14,359
Runde 2	0:48,664 0:13,741 0:22,976 0:11,947	0:47,955 0:14,338 0:20,448 0:13,169	0:52,436 0:15,593 0:23,142 0:13,701	0:48,966 0:14,534 0:21,543 0:12,889	0:50,336 0:15,169 0:22,359 0:12,808
Runde 3	0:45,307 0:12,894 0:19,831 0:12,582	0:44,753 0:13,037 0:19,854 0:11,862	0:51,069 0:14,914 0:22,478 0:13,677	0:49,241 0:14,397 0:21,295 0:13,549	0:47,009 0:13,492 0:20,713 0:12,804
Runde 4	0:43,934 0:12,996 0:19,407 0:11,531	0:45,020 0:12,976 0:20,106 0:11,938	0:53,347 0:15,037 0:24,860 0:13,450	0:46,831 0:13,631 0:21,094 0:12,106	0:46,219 0:13,559 0:20,296 0:12,364
Runde 5	0:44,647 0:12,551 0:20,482 0:11,614	0:44,309 0:12,824 0:19,693 0:11,792	0:49,251 0:14,358 0:21,560 0:13,333	0:45,203 0:12,984 0:20,106 0:12,113	0:46,219 0:13,559 0:20,296 0:12,364
Runde 6	0:43,534 0:12,711 0:19,250 0:11,573	2:35,825 0:13,184 0:19,786 2:02,855	0:49,678 0:15,427 0:21,708 0:12,543	0:45,304 0:13,421 0:19,933 0:11,950	0:46,219 0:13,559 0:20,296 0:12,364
Runde 7	0:44,002 0:12,924 0:19,602 0:11,476	0:48,265 0:14,933 0:21,132 0:12,200	0:44,597 0:13,108 0:19,644 0:11,845	0:44,834 0:13,297 0:19,634 0:11,903	0:46,219 0:13,559 0:20,296 0:12,364
Runde 8	0:43,878 0:12,500 0:19,339 0:12,039	0:44,369 0:12,857 0:19,721 0:11,791	0:44,240 0:12,922 0:19,515 0:11,803	0:44,131 0:12,760 0:19,607 0:11,764	0:46,219 0:13,559 0:20,296 0:12,364
Runde 9	0:17,815 0:24,534	0:44,454 0:13,319 0:19,392 0:11,743	0:44,151 0:12,991 0:19,484 0:11,676	0:44,158 0:12,685 0:19,609 0:11,864	0:46,219 0:13,559 0:20,296 0:12,364
Runde 10		0:43,744 0:12,725 0:19,358 0:11,661	0:43,945 0:12,683 0:19,331 0:11,931	0:44,023 0:12,775 0:19,549 0:11,699	0:46,219 0:13,559 0:20,296 0:12,364
Runde 11		0:43,561 0:12,591 0:19,387 0:11,583	0:43,734 0:12,767 0:19,301 0:11,666	0:46,341 0:13,720 0:20,694 0:11,927	0:46,219 0:13,559 0:20,296 0:12,364
Runde 12		0:44,048 0:13,035 0:19,298 0:11,715	0:44,048 0:13,035 0:19,298 0:11,715	0:45,211 0:13,688 0:19,688 0:11,835	0:46,219 0:13,559 0:20,296 0:12,364