

Red Bull Ring
International GT Open
Free Practice - 2
Provisional Results



Cls	Nº	Entrant/Team	Nat	Driver 1	Nat	Driver 2	Nat	Vehicle	Cat	Cls	Laps	Best	Time	Gap	Interval	Km/h
1	69	Ram Racing	GBR	Sam De Haan	GBR	Callum Macleod	GBR	Mercedes AMG GT3 - 2020	PROAM	1	29	4	1:29.058			174.5
2	27	Lechner Racing	AUT	Mario Plachutta	AUT	Thomas Jäger	DEU	Mercedes AMG GT3 - 2018	PROAM	2	29	6	1:29.148	0.090	0.090	174.3
3	34	TF Sport	GBR	Salih Yoluc	TUR	Charlie Eastwood	ITA	Aston Martin Vantage GT3	PRO	1	26	4	1:29.405	0.347	0.257	173.8
4	48	AF Corse / APM Monaco	ITA	Stephane Ortelli	MCO	Angelo Negro	ITA	Ferrari 488 GT3	PROAM	3	30	29	1:29.560	0.502	0.155	173.5
5	17	AF Corse / APM Monaco	ITA	Louis Prette	MCO	Vincent Abril	MCO	Ferrari 488 GT3	PRO	2	30	27	1:29.598	0.540	0.038	173.4
6	24	Reiter Engineering	DEU	Patric Niederhauser	CHE	Stefan Rosina	USA	KTM X-Bow GTX Concept	PRO	3	23	20	1:29.611	0.553	0.013	173.4
7	7	Optimum Motorsport	GBR	Brendan Iribe	USA	Ollie Millroy	GBR	McLaren 720 S GT3	PROAM	4	25	5	1:29.677	0.619	0.066	173.3
8	40	SPS Automotive Performance	DEU	Christian Hook	DEU	Manuel Lauck	DEU	Mercedes AMG GT3 - 2020	AM	1	31	13	1:29.780	0.722	0.103	173.1
9	59	Teo Martín Motorsport	ESP	Miguel Ramos	PRT	Henrique Chaves	PRT	McLaren 720 S GT3	PRO	4	12	7	1:29.831	0.773	0.051	173.0
10	72	Optimum Motorsport	GBR	Nick Moss	GBR	Joe Osborne	GBR	McLaren 720 S GT3	PROAM	5	35	4	1:29.890	0.832	0.059	172.9
11	88	JP Motorsport	POL	Patryk Krupinski	POL	Christian Klien	AUT	Mercedes AMG GT3 - 2016	PROAM	6	30	11	1:29.914	0.856	0.024	172.8
12	16	Teo Martín Motorsport	ESP	Marcelo Hahn	BRA	Fran Rueda	ESP	McLaren 720 S GT3	PROAM	7	31	6	1:29.966	0.908	0.052	172.7
13	44	GetSpeed Performance	DEU	Florian Scholze	DEU	Jens Liebhauser	DEU	Mercedes AMG GT3 - 2020	AM	2	33	27	1:30.431	1.373	0.465	171.8
14	13	AKM Motorsport	RUS	Alexey Nesov	RUS	Alexander Moiseev	RUS	Mercedes AMG GT3 - 2020	AM	3	32	12	1:30.432	1.374	0.001	171.8
15	22	PZ Oberer Zürichsee by TFT	CHE	Niki Leutwiler	CHE			Porsche GT3-R	AM	4	28	27	1:30.534	1.476	0.102	171.7

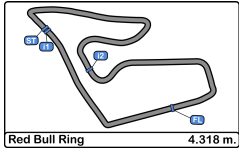
CAR 48 TIME 1:29.996 DELETED TRACK LIMITS AT T 1
 CAR 59 TIME 1:29.505 DELETED TRACK LIMITS AT T 10
 CAR 48 TIME 1:30.199 DELETED TRACK LIMITS AT T 1
 CAR 24 TIME 1:29.878 DELETED TRACK LIMITS AT T 1
 CAR 88 TIME 1:30.379 DELETED TRACK LIMITS AT T 9
 CAR 48 TIME 1:30.503 DELETED TRACK LIMITS AT T 1
 CAR 44 TIME 1:31.260 DELETED TRACK LIMITS AT T 1
 CAR 40 TIME 1:30.059 DELETED TRACK LIMITS AT T 1
 CAR 7 TIME 1:29.684 DELETED TRACK LIMITS AT T 1
 CAR 72 TIME 1:30.609 DELETED TRACK LIMITS AT T 10
 CAR 44 TIME 1:30.198 DELETED TRACK LIMITS AT T 9

Published at:.....

Track Temp: 19.5 °C Air Temp: 21.8 °C Humidity: 61 % Track Status: DRY

Stewards:	Race Director:	Timekeeper: 
-----------	----------------	---






Red Bull Ring
International GT Open
Free Practice - 2
Provisional Results by Class



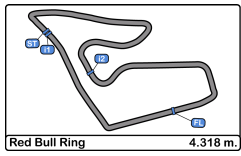
Cls	Nº	Entrant/Team	Nat	Driver 1	Nat	Driver 2	Nat	Vehicle	Cat	Cls	Laps	Best	Time	Gap	Interval	Km/h
PRO																
1	34	TF Sport	GBR	Salih Yoluc	TUR	Charlie Eastwood	IRL	Aston Martin Vantage GT3	PRO	1	26	4	1:29.405			173.8
2	17	AF Corse / APM Monaco	ITA	Louis Prette	MCO	Vincent Abril	MCO	Ferrari 488 GT3	PRO	2	30	27	1:29.598	0.193	0.193	173.4
3	24	Reiter Engineering	DEU	Patric Niederhauser	CHE	Stefan Rosina	SVK	KTM X-Bow GTX Concept	PRO	3	23	20	1:29.611	0.206	0.013	173.4
4	59	Teo Martín Motorsport	ESP	Miguel Ramos	PRT	Henrique Chaves	PRT	McLaren 720 S GT3	PRO	4	12	7	1:29.831	0.426	0.220	173.0
PROAM																
1	69	Ram Racing	GBR	Sam De Haan	GBR	Callum Macleod	GBR	Mercedes AMG GT3 - 2020	PROAM	1	29	4	1:29.058			174.5
2	27	Lechner Racing	AUT	Mario Plachutta	AUT	Thomas Jäger	DEU	Mercedes AMG GT3 - 2018	PROAM	2	29	6	1:29.148	0.090	0.090	174.3
3	48	AF Corse / APM Monaco	ITA	Stephane Ortelli	MCO	Angelo Negro	ITA	Ferrari 488 GT3	PROAM	3	30	29	1:29.560	0.502	0.412	173.5
4	7	Optimum Motorsport	GBR	Brendan Iribe	USA	Ollie Millroy	GBR	McLaren 720 S GT3	PROAM	4	25	5	1:29.677	0.619	0.117	173.3
5	72	Optimum Motorsport	GBR	Nick Moss	GBR	Joe Osborne	GBR	McLaren 720 S GT3	PROAM	5	35	4	1:29.890	0.832	0.213	172.9
6	88	JP Motorsport	POL	Patryk Krupinski	POL	Christian Klien	AUT	Mercedes AMG GT3 - 2016	PROAM	6	30	11	1:29.914	0.856	0.024	172.8
7	16	Teo Martín Motorsport	ESP	Marcelo Hahn	BRA	Fran Rueda	ESP	McLaren 720 S GT3	PROAM	7	31	6	1:29.966	0.908	0.052	172.7
AM																
1	40	SPS Automotive Performance	DEU	Christian Hook	DEU	Manuel Lauck	DEU	Mercedes AMG GT3 - 2020	AM	1	31	13	1:29.780			173.1
2	44	GetSpeed Performance	DEU	Florian Scholze	DEU	Jens Liebhauser	DEU	Mercedes AMG GT3 - 2020	AM	2	33	27	1:30.431	0.651	0.651	171.8
3	13	AKM Motorsport	RUS	Alexey Nesov	RUS	Alexander Moiseev	RUS	Mercedes AMG GT3 - 2020	AM	3	32	12	1:30.432	0.652	0.001	171.8
4	22	PZ Oberer Zürichsee by TFT	CHE	Niki Leutwiler	CHE			Porsche GT3-R	AM	4	28	27	1:30.534	0.754	0.102	171.7

Published at:.....

Track Temp: 19.5 °C Air Temp: 21.8 °C Humidity: 61 % Track Status: DRY

Stewards:	Race Director:	Timekeeper: 
------------------	-----------------------	--





Red Bull Ring
International GT Open
Free Practice - 2
Lap Analysis



7

1 Brendan Iribe

McLaren 720 S GT3

13

1 Alexey Nesov

Mercedes AMG GT3 - 2020

PROAM

2 Ollie Millroy

Optimum Motorsport

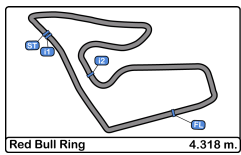
AM

2 Alexander Moiseev

AKM Motorsport

Lap	D	Time	Sector 1	Sector 2	Sector 3	T. Spd	Elapsed	Lap	D	Time	Sector 1	Sector 2	Sector 3	T. Spd	Elapsed
1		11:10:54.780	11:09:44.489	42.060	28.231	219.9	11:10:54.780	1		11:13:12.842	11:11:55.388	47.830	29.624	154.0	11:13:12.842
2		1:30.216	22.388	40.350	27.478	241.6	11:12:24.996	2		1:37.712	23.592	45.524	28.596	171.9	11:14:50.554
3		1:29.848	22.270	40.192	27.386	241.6	11:13:54.844	3		1:31.356	22.876	40.850	27.630	232.2	11:16:21.910
4		1:29.684	22.137	40.130	27.417	242.6	11:15:24.528	4		1:30.752	22.680	40.512	27.560	232.7	11:17:52.662
5		1:29.677	22.249	39.900	27.528	241.6	11:16:54.205	5		1:30.693	22.438	40.639	27.616	233.7	11:19:23.355
6		1:35.969 P	22.054	40.027	33.888	242.1	11:18:30.174	6		1:31.633	23.307	40.634	27.692	230.2	11:20:54.988
7		5:22.311	4:14.139	40.617	27.555	234.2	11:23:52.485	7		1:30.535	22.440	40.531	27.564	234.2	11:22:25.523
8		1:29.942	22.373	40.095	27.474	238.4	11:25:22.427	8		1:38.384 P	22.937	40.898	34.549	232.7	11:24:03.907
9		1:29.941	22.288	40.073	27.580	238.9	11:26:52.368	9		3:15.172	2:06.088	41.358	27.726	206.8	11:27:19.079
10		1:30.131	22.205	39.994	27.932	240.0	11:28:22.499	10		1:30.546	22.479	40.569	27.498	234.2	11:28:49.625
11		1:29.953	22.201	39.932	27.820	240.0	11:29:52.452	11		1:30.681	22.567	40.616	27.498	233.7	11:30:20.306
12		1:34.894 P	22.162	40.745	31.987	240.0	11:31:27.346	12		1:30.432	22.524	40.345	27.563	234.7	11:31:50.738
13		2:57.143	1:48.031	40.877	28.235	236.3	11:34:24.489	13		1:30.582	22.442	40.433	27.707	234.7	11:33:21.320
14		1:30.989	22.384	40.546	28.059	238.9	11:35:55.478	14		1:30.674	22.451	40.576	27.647	234.7	11:34:51.994
15		1:31.294	22.437	40.743	28.114	238.9	11:37:26.772	15		1:30.491	22.437	40.442	27.612	234.7	11:36:22.485
16		1:37.074 P	22.526	40.660	33.888	237.8	11:39:03.846	16		1:36.807 P	22.505	40.546	33.756	234.2	11:37:59.292
17		8:22.334	7:13.597	40.566	28.171	233.7	11:47:26.180	17		7:02.754	5:51.541	42.063	29.150	227.8	11:45:02.046
18		1:30.640	22.543	40.352	27.745	237.3	11:48:56.820	18		1:34.835	22.850	41.784	30.201	234.2	11:46:36.881
19		1:31.138	22.396	40.469	28.273	238.4	11:50:27.958	19		1:33.200	22.884	41.693	28.623	233.7	11:48:10.081
20		1:30.552	22.396	40.406	27.750	238.4	11:51:58.510	20		1:34.042	22.885	42.412	28.745	234.7	11:49:44.123
21		1:32.757	22.415	41.567	28.775	240.0	11:53:31.267	21		1:32.634	22.775	41.240	28.619	235.2	11:51:16.757
22		1:46.373	22.357	55.635	28.381	238.4	11:55:17.640	22		1:32.567	22.748	41.200	28.619	234.7	11:52:49.324
23		1:31.215	22.488	40.768	27.959	237.8	11:56:48.855	23		1:32.909	22.875	41.303	28.731	235.2	11:54:22.233
24		1:30.675	22.478	40.426	27.771	238.9	11:58:19.530	24		1:32.739	22.789	41.314	28.636	234.7	11:55:54.972
25		3:05.244 P	41.190	1:22.419	1:01.635	79.3	12:01:24.774	25		1:43.892 P	23.017	41.295	39.580	234.2	11:57:38.864
								26		4:04.490	2:54.174	41.414	28.902	230.2	12:01:43.354
								27		1:33.014	22.893	41.332	28.789	234.2	12:03:16.368
								28		1:32.608	22.679	41.383	28.546	234.7	12:04:48.976
								29		1:32.256	22.795	41.010	28.451	235.8	12:06:21.232
								30		1:32.853	22.824	41.325	28.704	234.2	12:07:54.085
								31		1:32.722	22.793	41.339	28.590	235.2	12:09:26.807
								32		1:38.820 P	22.679	41.350	34.791	235.2	12:11:05.627





Red Bull Ring
International GT Open
Free Practice - 2
Lap Analysis



16

1 Marcelo Hahn

McLaren 720 S GT3

17

1 Louis Prette

Ferrari 488 GT3

PROAM

2 Fran Rueda

Teo Martin Motorsport

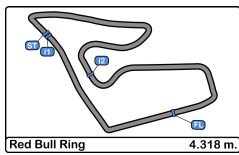
PRO

2 Vincent Abril

AF Corse / APM Monaco

Lap	D	Time	Sector 1	Sector 2	Sector 3	T. Spd	Elapsed	Lap	D	Time	Sector 1	Sector 2	Sector 3	T. Spd	Elapsed
1		11:11:54.484	11:10:44.029	41.519	28.936	230.7	11:11:54.484	1		11:11:23.377	11:09:59.116	45.612	38.649	203.0	11:11:23.377
2		1:30.510	22.414	40.356	27.740	240.0	11:13:24.994	2		2:06.579	52.288	43.651	30.640	230.2	11:13:29.956
3		1:30.668	22.251	40.851	27.566	239.4	11:14:55.662	3		1:30.642	22.503	40.444	27.695	236.3	11:15:00.598
4		1:30.001	22.247	40.237	27.517	240.0	11:16:25.663	4		1:29.825	22.352	40.126	27.347	235.8	11:16:30.423
5		1:30.088	22.302	40.192	27.594	239.4	11:17:55.751	5		1:32.091	22.305	39.926	29.860	235.2	11:18:02.514
6		1:29.966	22.196	40.150	27.620	240.5	11:19:25.717	6		1:35.941	24.929	41.965	29.047	192.5	11:19:38.455
7		1:35.148	P 22.513	40.702	31.933	240.0	11:21:00.865	7		1:29.957	22.472	40.187	27.298	236.3	11:21:08.412
8		6:36.513	5:27.280	41.192	28.041	235.2	11:27:37.378	8		1:37.736	P 22.256	40.078	35.402	238.4	11:22:46.148
9		1:30.068	22.278	40.238	27.552	238.9	11:29:07.446	9		5:27.287	4:17.961	41.382	27.944	229.2	11:28:13.435
10		1:30.369	22.322	40.377	27.670	238.4	11:30:37.815	10		1:30.513	22.523	40.341	27.649	235.2	11:29:43.948
11		1:30.105	22.262	40.244	27.599	239.4	11:32:07.920	11		1:30.464	22.464	40.376	27.624	234.7	11:31:14.412
12		1:30.828	22.283	40.810	27.735	240.5	11:33:38.748	12		1:30.195	22.429	40.154	27.612	235.2	11:32:44.607
13		1:30.210	22.237	40.326	27.647	239.4	11:35:08.958	13		1:30.389	22.386	40.344	27.659	237.3	11:34:14.996
14		1:30.368	22.330	40.420	27.618	240.0	11:36:39.326	14		1:30.113	22.383	40.208	27.522	235.2	11:35:45.109
15		1:30.182	22.294	40.357	27.531	239.4	11:38:09.508	15		1:29.799	22.346	40.109	27.344	236.3	11:37:14.908
16		1:44.593	P 22.362	43.921	38.310	224.0	11:39:54.101	16		1:41.450	P 22.278	40.057	39.115	236.8	11:38:56.358
17		6:34.874	5:25.812	40.876	28.186	235.2	11:46:28.975	17		5:44.530	4:30.066	46.634	27.830	228.8	11:44:40.888
18		1:31.368	22.758	40.476	28.134	236.8	11:48:00.343	18		1:31.361	23.184	40.592	27.585	233.7	11:46:12.249
19		1:31.168	22.563	40.609	27.996	238.4	11:49:31.511	19		1:30.124	22.384	40.326	27.414	234.7	11:47:42.373
20		1:30.869	22.594	40.291	27.984	237.3	11:51:02.380	20		1:29.786	22.394	40.006	27.386	235.2	11:49:12.159
21		1:31.489	22.622	40.544	28.323	235.8	11:52:33.869	21		1:29.941	22.411	40.157	27.373	234.7	11:50:42.100
22		1:30.909	22.665	40.462	27.782	238.4	11:54:04.778	22		1:31.150	22.328	40.112	28.710	234.7	11:52:13.250
23		1:31.611	22.357	40.861	28.393	238.4	11:55:36.389	23		1:36.865	P 22.787	41.123	32.955	236.3	11:53:50.115
24		1:38.246	P 22.551	40.997	34.698	238.4	11:57:14.635	24		2:57.130	1:44.554	43.564	29.012	214.2	11:56:47.245
25		3:46.849	2:37.582	41.065	28.202	235.8	12:01:01.484	25		1:29.911	22.302	40.210	27.399	236.3	11:58:17.156
26		1:32.684	23.145	41.689	27.850	237.3	12:02:34.168	26		1:29.770	22.354	40.020	27.396	239.4	11:59:46.926
27		1:31.650	22.415	41.085	28.150	240.0	12:04:05.818	27		1:29.598	22.322	39.944	27.332	237.8	12:01:16.524
28		1:31.399	22.444	41.068	27.887	240.0	12:05:37.217	28		1:34.654	22.347	44.002	28.305	239.4	12:02:51.178
29		1:31.018	22.374	40.642	28.002	238.9	12:07:08.235	29		1:31.258	22.393	40.170	28.695	236.8	12:04:22.436
30		1:30.842	22.466	40.587	27.789	238.4	12:08:39.077	30		1:39.483	P 22.254	44.041	33.188	237.8	12:06:01.919
31		1:36.779	P 22.497	40.706	33.576	239.4	12:10:15.856								





Red Bull Ring
International GT Open
Free Practice - 2
Lap Analysis



22

1 Niki Leutwiler

Porsche GT3-R

27

1 Mario Plachutta

Mercedes AMG GT3 - 2018

AM

2

PZ Oberer Zürichsee by TFT

PROAM

2 Thomas Jäger

Lechner Racing

Lap D	Time	Sector 1	Sector 2	Sector 3	T. Spd	Elapsed	Lap D	Time	Sector 1	Sector 2	Sector 3	T. Spd	Elapsed
1	11:11:19.357 P	11:09:51.876	50.638	36.843	181.5	11:11:19.357	1	11:11:12.021	11:09:54.686	44.407	32.928	219.0	11:11:12.021
2	2:47.460 P	1:29.393	44.346	33.721	206.5	11:14:06.817	2	1:47.750 P	22.486	45.331	39.933	236.3	11:12:59.771
3	2:41.689 P	1:27.648	41.370	32.671	231.7	11:16:48.506	3	3:48.515	2:37.232	43.049	28.234	215.1	11:16:48.286
4	2:21.426	1:12.579	40.770	28.077	233.7	11:19:09.932	4	1:30.021	22.426	40.257	27.338	235.2	11:18:18.307
5	1:32.379	22.562	40.811	29.006	236.8	11:20:42.311	5	1:29.374	22.286	39.969	27.119	236.8	11:19:47.681
6	1:32.222	22.825	40.836	28.561	235.8	11:22:14.533	6	1:29.148	22.170	39.892	27.086	236.8	11:21:16.829
7	1:31.919	22.831	40.728	28.360	234.7	11:23:46.452	7	1:34.857 P	22.137	39.883	32.837	237.3	11:22:51.686
8	1:36.378 P	22.794	40.738	32.846	235.8	11:25:22.830	8	4:04.941	2:56.920	40.670	27.351	233.2	11:26:56.627
9	4:43.217	3:33.493	41.378	28.346	232.7	11:30:06.047	9	1:29.566	22.372	39.896	27.298	236.3	11:28:26.193
10	1:32.896	22.847	41.939	28.110	234.7	11:31:38.943	10	1:29.407	22.244	39.973	27.190	237.8	11:29:55.600
11	1:31.360	22.750	40.613	27.997	234.7	11:33:10.303	11	1:34.307 P	22.281	39.937	32.089	238.4	11:31:29.907
12	1:31.603	22.760	40.589	28.254	234.7	11:34:41.906	12	3:47.392	2:37.712	41.156	28.524	198.1	11:35:17.299
13	1:36.482 P	22.680	40.571	33.231	234.7	11:36:18.388	13	1:31.499	22.455	40.809	28.235	237.8	11:36:48.798
14	8:00.967	6:51.851	40.852	28.264	230.7	11:44:19.355	14	1:31.325	22.571	40.475	28.279	237.8	11:38:20.123
15	1:32.243	22.792	40.759	28.692	233.7	11:45:51.598	15	2:08.697 P	22.455	57.615	48.627	238.4	11:40:28.820
16	1:36.745 P	22.644	41.324	32.777	234.7	11:47:28.343	16	6:10.957	4:57.749	41.145	32.063	231.2	11:46:39.777
17	3:38.165	2:29.032	40.823	28.310	231.2	11:51:06.508	17	1:31.607	22.656	40.585	28.366	236.8	11:48:11.384
18	1:31.562	22.637	40.667	28.258	233.2	11:52:38.070	18	1:31.451	22.456	40.780	28.215	237.8	11:49:42.835
19	1:35.995 P	22.808	40.755	32.432	233.7	11:54:14.065	19	1:31.484	22.469	40.556	28.459	236.8	11:51:14.319
20	3:20.230	2:12.024	40.330	27.876	230.7	11:57:34.295	20	1:31.384	22.512	40.625	28.247	236.8	11:52:45.703
21	1:30.715	22.581	40.480	27.654	234.2	11:59:05.010	21	1:31.466	22.647	40.536	28.283	234.7	11:54:17.169
22	1:30.756	22.637	40.212	27.907	233.7	12:00:35.766	22	1:31.073	22.460	40.377	28.236	236.3	11:55:48.242
23	1:35.230 P	22.726	40.039	32.465	234.7	12:02:10.996	23	1:52.617 P	22.487	46.728	43.402	233.2	11:57:40.859
24	3:36.653	2:28.288	40.413	27.952	230.2	12:05:47.649	24	5:12.760	4:03.055	41.155	28.550	231.7	12:02:53.619
25	1:31.047	22.677	40.490	27.880	233.7	12:07:18.696	25	1:31.251	22.608	40.488	28.155	236.8	12:04:24.870
26	1:30.673	22.534	40.214	27.925	234.7	12:08:49.369	26	1:31.308	22.515	40.829	27.964	238.4	12:05:56.178
27	1:30.534	22.523	40.063	27.948	234.7	12:10:19.903	27	1:31.019	22.515	40.507	27.997	236.8	12:07:27.197
28	1:37.797 P	23.125	40.874	33.798	232.7	12:11:57.700	28	1:31.254	22.552	40.573	28.129	236.8	12:08:58.451

24

1 Patric Niederhauser

KTM X-Bow GTX Concept

29

1:36.646 P

22.765

40.716

33.165

236.3 12:10:35.097

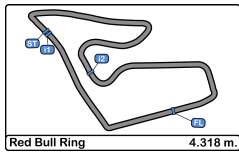
PRO

2 Stefan Rosina

Reiter Engineering

Lap D	Time	Sector 1	Sector 2	Sector 3	T. Spd	Elapsed
1	11:11:06.800	11:09:42.515	51.279	33.006	156.9	11:11:06.800
2	1:41.516	25.010	47.129	29.377	196.3	11:12:48.316
3	1:31.701	22.404	40.847	28.450	240.5	11:14:20.017
4	1:30.576	22.169	40.565	27.842	241.0	11:15:50.593
5	1:36.575 P	22.189	40.438	33.948	240.5	11:17:27.168
6	2:59.769	1:50.612	41.057	28.100	235.2	11:20:26.937
7	1:30.328	22.174	40.369	27.785	240.5	11:21:57.265
8	4:29.878	22.048	40.124	27.706	240.5	11:23:27.143
9	1:29.855	21.948	40.133	27.774	241.0	11:24:56.998
10	1:29.895	22.099	40.043	27.753	241.0	11:26:26.893
11	1:37.466 P	22.184	40.240	35.042	241.6	11:28:04.359
12	4:36.208	3:21.319	44.879	30.010	216.4	11:32:40.567
13	1:30.508	22.209	40.195	28.104	244.3	11:34:11.075
14	1:30.140	22.176	40.024	27.940	242.6	11:35:41.215
15	1:29.863	22.150	39.886	27.827	242.6	11:37:11.078
16	1:36.345	21.989	39.854	34.502	242.6	11:38:47.423
17	2:30.908 P	39.807	47.792	1:03.309	200.3	11:41:18.331
18	8:52.663	7:44.477	40.297	27.889	238.4	11:50:10.994
19	1:29.744	21.982	39.857	27.905	243.7	11:51:40.738
20	1:29.611	21.933	39.912	27.766	244.8	11:53:10.349
21	1:33.675	22.072	40.414	31.189	244.3	11:54:44.024
22	1:30.919	22.133	40.372	28.414	243.7	11:56:14.943
23	2:39.097 P	22.380	1:00.609	1:16.108	241.6	11:58:54.040





Red Bull Ring
International GT Open
Free Practice - 2
Lap Analysis



34

1 Salih Yoluc Aston Martin Vantage GT3

40

1 Christian Hook Mercedes AMG GT3 - 2020

PRO

2 Charlie Eastwood

TF Sport

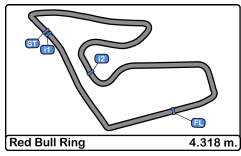
AM

2 Manuel Lauck

SPS Automotive Performance

Lap	D	Time	Sector 1	Sector 2	Sector 3	T. Spd	Elapsed	Lap	D	Time	Sector 1	Sector 2	Sector 3	T. Spd	Elapsed
1		11:11:31.896	11:10:18.332	43.461	30.103	210.9	11:11:31.896	1		11:10:51.229	11:09:39.456	43.158	28.615	224.0	11:10:51.229
2		1:30.429	22.474	40.451	27.504	237.3	11:13:02.325	2		1:30.695	22.794	40.362	27.539	233.2	11:12:21.924
3		1:29.496	22.212	39.905	27.379	238.9	11:14:31.821	3		1:30.124	22.417	40.314	27.393	234.7	11:13:52.048
4		1:29.405	22.217	39.817	27.371	240.0	11:16:01.226	4		1:30.059	22.311	40.307	27.441	234.7	11:15:22.107
5		1:38.761 P	23.227	43.443	32.091	216.8	11:17:39.987	5		1:30.622	22.483	40.357	27.782	235.2	11:16:52.729
6		2:51.985	1:43.321	40.690	27.974	234.7	11:20:31.972	6		1:36.719 P	22.447	40.261	34.011	236.3	11:18:29.448
7		1:30.661	22.542	40.489	27.630	236.3	11:22:02.633	7		2:44.199	1:31.681	43.511	29.007	183.0	11:21:13.647
8		1:30.676	22.412	40.534	27.730	237.3	11:23:33.309	8		1:30.257	22.528	40.438	27.291	234.2	11:22:43.904
9		1:30.859	22.368	40.729	27.762	237.8	11:25:04.168	9		1:30.100	22.358	40.305	27.437	235.2	11:24:14.004
10		1:30.382	22.439	40.308	27.635	238.4	11:26:34.550	10		1:29.930	22.383	40.265	27.282	235.2	11:25:43.934
11		1:30.266	22.279	40.407	27.580	238.9	11:28:04.816	11		1:36.343 P	22.353	40.600	33.390	235.2	11:27:20.277
12		1:30.255	22.257	40.520	27.478	238.9	11:29:35.071	12		2:37.489	1:28.436	41.461	27.592	201.8	11:29:57.766
13		1:30.003	22.244	40.226	27.533	238.9	11:31:05.074	13		1:29.780	22.419	40.090	27.271	236.8	11:31:27.546
14		1:32.626	22.314	42.241	28.071	238.9	11:32:37.700	14		1:29.892	22.415	40.151	27.326	235.2	11:32:57.438
15		1:38.177 P	22.006	40.456	35.715	231.7	11:34:15.877	15		1:35.020 P	22.524	40.358	32.138	236.3	11:34:32.458
16		12:18.874	11:05.912	41.561	31.401	209.3	11:46:34.751	16		3:56.669	2:44.626	41.988	30.055	230.7	11:38:29.127
17		1:30.265	22.375	40.345	27.545	236.3	11:48:05.016	17		2:45.651 P	25.188	1:18.765	1:01.698	159.5	11:41:14.778
18		1:31.874	22.315	40.347	29.212	240.0	11:49:36.890	18		3:09.442	1:58.870	41.835	28.737	229.2	11:44:24.220
19		1:32.964	22.311	42.581	28.072	238.4	11:51:09.854	19		1:32.798	22.875	41.434	28.489	233.7	11:45:57.018
20		1:34.316 P	22.300	40.069	31.947	236.8	11:52:44.170	20		1:32.249	22.815	41.313	28.121	234.2	11:47:29.267
21		2:05.498	53.072	40.480	31.946	236.3	11:54:49.668	21		1:31.977	22.668	41.136	28.173	234.7	11:49:01.244
22		1:33.752 P	22.250	39.996	31.506	237.8	11:56:23.420	22		1:31.749	22.809	40.825	28.115	234.7	11:50:32.993
23		6:14.788	4:56.428	48.698	29.662	138.2	12:02:38.208	23		1:31.882	22.628	41.084	28.170	234.2	11:52:04.875
24		1:39.976	24.023	45.341	30.612	208.8	12:04:18.184	24		1:32.993	23.716	41.103	28.174	229.7	11:53:37.868
25		1:34.492	23.641	42.493	28.358	213.4	12:05:52.676	25		1:32.833	22.680	42.067	28.086	234.2	11:55:10.701
26		1:35.950 P	22.642	41.361	31.947	236.3	12:07:28.626	26		1:37.363 P	22.767	41.026	33.570	233.2	11:56:48.064
								27		2:53.611	1:44.298	41.046	28.267	230.7	11:59:41.675
								28		1:32.221	22.678	40.910	28.633	234.7	12:01:13.896
								29		1:32.041	22.760	40.907	28.374	235.2	12:02:45.937
								30		1:32.115	22.729	40.902	28.484	234.7	12:04:18.052
								31		1:37.678 P	22.761	40.947	33.970	235.2	12:05:55.730





Red Bull Ring
International GT Open
Free Practice - 2
Lap Analysis



44

1 Florian Scholze Mercedes AMG GT3 - 2020
 AM 2 Jens Liebhauser GetSpeed Performance

48

1 Stephane Ortelli Ferrari 488 GT3
 PROAM 2 Angelo Negro AF Corse / APM Monaco

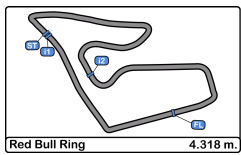
Lap	D	Time	Sector 1	Sector 2	Sector 3	T. Spd	Elapsed	Lap	D	Time	Sector 1	Sector 2	Sector 3	T. Spd	Elapsed
1		11:11:26.310	11:10:15.490	42.082	28.738	231.2	11:11:26.310	1		11:11:39.807	11:10:19.112	47.744	32.951	182.7	11:11:39.807
2		1:32.056	22.767	40.968	28.321	237.8	11:12:58.366	2		1:39.070	23.630	44.246	31.194	210.9	11:13:18.877
3		1:31.259	22.439	40.698	28.122	237.8	11:14:29.625	3		1:43.092	23.050	48.945	31.097	235.8	11:15:01.969
4		1:31.260	22.345	40.698	28.217	238.4	11:16:00.885	4		1:31.132	22.557	40.832	27.743	236.3	11:16:33.101
5		1:31.694	22.769	40.748	28.177	236.3	11:17:32.579	5		1:31.266	22.565	40.558	28.143	235.8	11:18:04.367
6		1:31.072	22.329	40.685	28.058	237.8	11:19:03.651	6		1:30.509	22.520	40.236	27.747	236.8	11:19:34.870
7		1:32.356	22.526	41.405	28.425	238.4	11:20:36.007	7		1:30.275	22.431	40.221	27.623	236.8	11:21:05.145
8		1:33.326	22.512	42.302	28.512	237.8	11:22:09.333	8		1:35.767 P	22.426	40.197	33.144	236.8	11:22:40.912
9		1:31.562	22.440	40.887	28.235	237.3	11:23:40.895	9		6:51.561	5:43.235	40.572	27.754	231.2	11:29:32.473
10		1:38.416 P	22.509	40.802	35.105	237.8	11:25:19.311	10		1:30.199	22.426	40.187	27.586	236.8	11:31:02.672
11		2:43.591 P	1:28.182	41.007	34.402	233.2	11:28:02.902	11		1:29.996	22.386	40.115	27.495	236.3	11:32:32.668
12		2:38.109	1:27.238	41.573	29.298	222.6	11:30:41.011	12		1:29.998	22.300	40.144	27.554	237.3	11:34:02.666
13		1:31.396	22.523	40.947	27.926	237.8	11:32:12.407	13		1:34.864 P	22.425	40.381	32.058	237.8	11:35:37.530
14		1:31.158	22.475	40.675	28.008	238.9	11:33:43.565	14		6:45.538 P	1:36.111	41.426	4:28.001	215.1	11:42:23.068
15		1:30.805	22.342	40.477	27.986	239.4	11:35:14.370	15		4:35.548	3:25.495	41.667	28.386	228.3	11:46:58.616
16		1:30.650	22.194	40.698	27.758	240.0	11:36:45.020	16		1:32.094	22.814	40.939	28.341	234.7	11:48:30.710
17		1:30.973	22.330	40.575	28.068	238.9	11:38:15.993	17		1:34.312	23.408	42.097	28.807	225.4	11:50:05.022
18		1:53.204 P	22.290	43.903	47.011	239.4	11:40:09.197	18		1:32.130	22.742	41.033	28.355	236.3	11:51:37.152
19		5:16.661	4:06.714	41.536	28.411	231.2	11:45:25.858	19		1:31.816	22.629	40.986	28.201	237.3	11:53:08.968
20		1:33.777	24.450	41.026	28.301	234.2	11:46:59.635	20		1:31.678	22.468	40.831	28.379	237.8	11:54:40.646
21		1:31.310	22.487	40.823	28.000	238.4	11:48:30.945	21		1:33.097	22.502	41.086	29.509	236.3	11:56:13.743
22		1:32.320	23.059	40.689	28.572	236.8	11:50:03.265	22		1:32.449	22.798	40.840	28.811	236.8	11:57:46.192
23		1:31.028	22.584	40.583	27.861	237.3	11:51:34.293	23		1:31.318	22.627	40.617	28.074	236.3	11:59:17.510
24		1:30.805	22.491	40.556	27.758	237.3	11:53:05.098	24		1:31.563	22.701	40.920	27.942	236.8	12:00:49.073
25		1:30.457	22.369	40.323	27.765	237.3	11:54:35.555	25		1:31.052	22.535	40.638	27.879	237.3	12:02:20.125
26		1:30.482	22.411	40.359	27.712	237.3	11:56:06.037	26		1:36.948 P	22.703	40.797	33.448	237.8	12:03:57.073
27		1:30.431	22.411	40.288	27.732	238.9	11:57:36.468	27		2:33.448	1:24.861	40.761	27.826	234.7	12:06:30.521
28		1:30.198	22.325	40.237	27.636	238.4	11:59:06.666	28		1:29.677	22.207	40.055	27.415	237.8	12:08:00.198
29		1:30.670	22.318	40.434	27.918	239.4	12:00:37.336	29		1:29.560	22.282	40.017	27.261	239.4	12:09:29.758
30		1:30.582	22.310	40.447	27.825	239.4	12:02:07.918	30		1:36.497 P	22.207	40.306	33.984	238.4	12:11:06.255
31		1:37.213 P	22.774	40.640	33.799	237.3	12:03:45.131								
32		2:40.646 P	1:25.401	40.722	34.523	233.7	12:06:25.777								
33		3:12.932 P	1:54.351	41.226	37.355	234.2	12:09:38.709								

59

1 Miguel Ramos McLaren 720 S GT3
 PRO 2 Henrique Chaves Teo Martín Motorsport

Lap	D	Time	Sector 1	Sector 2	Sector 3	T. Spd	Elapsed
1		11:10:46.219 P	11:09:28.572	42.736	34.911	227.8	11:10:46.219
2		4:01.548	2:51.593	41.829	28.126	219.9	11:14:47.767
3		1:30.541	22.609	40.430	27.502	236.3	11:16:18.308
4		1:34.083 P	22.315	40.322	31.446	237.3	11:17:52.391
5		8:44.043	7:35.265	41.057	27.721	199.6	11:26:36.434
6		1:30.331	22.431	40.242	27.658	237.8	11:28:06.765
7		1:29.831	22.245	40.054	27.532	238.4	11:29:36.596
8		1:29.506	22.200	39.917	27.388	238.9	11:31:06.101
9		1:29.857	22.218	40.075	27.564	240.0	11:32:35.958
10		1:34.200 P	22.389	40.132	31.679	238.4	11:34:10.158
11		5:56.459 P	4:26.069	44.223	46.167	227.8	11:40:06.617
12		4:39.054 P	3:15.981	43.949	39.124	229.2	11:44:45.671





Red Bull Ring
International GT Open
Free Practice - 2
Lap Analysis



69

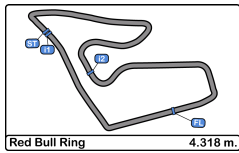
1 Sam De Haan Mercedes AMG GT3 - 2020
 PROAM 2 Callum Macleod Ram Racing

72

1 Nick Moss McLaren 720 S GT3
 PROAM 2 Joe Osborne Optimum Motorsport

Lap	D	Time	Sector 1	Sector 2	Sector 3	T. Spd	Elapsed	Lap	D	Time	Sector 1	Sector 2	Sector 3	T. Spd	Elapsed
1		11:11:22.932	11:10:12.874	40.579	29.479	230.7	11:11:22.932	1		11:10:47.987	11:09:38.548	41.377	28.062	228.8	11:10:47.987
2		1:33.117	23.093	40.181	29.843	233.7	11:12:56.049	2		4:30.609	22.637	40.483	27.489	236.8	11:12:18.596
3		1:29.066	22.274	39.906	26.886	237.8	11:14:25.115	3		1:30.373	22.414	40.365	27.594	238.4	11:13:48.969
4		1:29.058	22.126	39.962	26.970	238.9	11:15:54.173	4		1:29.890	22.127	40.258	27.505	240.5	11:15:18.859
5		1:29.415	22.106	40.190	27.119	238.9	11:17:23.588	5		1:33.214	22.223	40.241	30.750	240.0	11:16:52.073
6		1:34.677 P	22.270	39.948	32.459	238.4	11:18:58.265	6		1:34.264 P	22.313	40.252	31.699	239.4	11:18:26.337
7		5:19.130	4:09.721	40.403	29.006	233.7	11:24:17.395	7		3:58.194	2:48.573	41.206	28.415	233.2	11:22:24.531
8		1:29.762	22.354	40.165	27.243	236.8	11:25:47.157	8		1:31.280	22.559	40.647	28.074	237.8	11:23:55.811
9		1:29.592	22.287	40.058	27.247	237.8	11:27:16.749	9		1:31.870	22.573	41.027	28.270	237.3	11:25:27.681
10		1:29.269	22.259	39.893	27.117	237.8	11:28:46.018	10		1:31.475	22.528	40.901	28.046	238.9	11:26:59.156
11		1:29.309	22.202	39.957	27.150	237.8	11:30:15.327	11		1:31.188	22.415	40.713	28.060	239.4	11:28:30.344
12		1:34.803 P	22.356	40.196	32.251	237.8	11:31:50.130	12		1:31.275	22.506	40.660	28.109	239.4	11:30:01.619
13		2:36.956	1:29.168	40.259	27.529	234.2	11:34:27.086	13		1:31.221	22.444	40.722	28.055	239.4	11:31:32.840
14		1:29.740	22.301	40.001	27.438	238.4	11:35:56.826	14		1:31.407	22.416	40.876	28.115	238.9	11:33:04.247
15		1:33.070	22.305	41.975	28.790	238.4	11:37:29.896	15		1:31.581	22.322	41.151	28.108	240.0	11:34:35.828
16		1:38.380 P	22.373	41.358	34.649	237.8	11:39:08.276	16		1:31.439	22.460	41.058	27.921	238.9	11:36:07.267
17		8:11.846	7:01.715	41.712	28.419	232.7	11:47:20.122	17		1:30.898	22.501	40.434	27.963	239.4	11:37:38.165
18		1:31.469	22.555	40.778	28.136	237.8	11:48:51.591	18		1:38.556 P	22.451	42.034	34.071	239.4	11:39:16.721
19		1:30.850	22.422	40.394	28.034	238.4	11:50:22.441	19		6:32.377	5:22.681	41.375	28.321	233.7	11:45:49.098
20		1:31.060	22.538	40.538	27.984	237.8	11:51:53.501	20		1:31.544	22.620	40.709	28.215	238.4	11:47:20.642
21		1:30.597	22.474	40.368	27.755	237.3	11:53:24.098	21		1:31.391	22.495	40.869	28.027	240.5	11:48:52.033
22		1:30.299	22.298	40.251	27.750	237.8	11:54:54.397	22		1:34.709	22.327	44.565	27.817	223.1	11:50:26.742
23		1:30.326	22.410	40.062	27.854	237.3	11:56:24.723	23		1:30.460	22.278	40.384	27.798	239.4	11:51:57.202
24		1:30.430	22.443	40.277	27.710	237.8	11:57:55.153	24		1:31.892	23.056	40.993	27.843	239.4	11:53:29.094
25		1:30.503	22.402	40.271	27.830	237.8	11:59:25.656	25		1:31.029	22.368	40.804	27.857	239.4	11:55:00.123
26		1:30.459	22.396	40.258	27.805	238.9	12:00:56.115	26		1:30.511	22.330	40.385	27.796	238.9	11:56:30.634
27		1:30.704	22.469	40.500	27.735	238.4	12:02:26.819	27		1:30.333	22.241	40.372	27.720	239.4	11:58:00.967
28		1:30.658	22.462	40.501	27.695	238.4	12:03:57.477	28		1:36.920 P	22.350	40.308	34.262	239.4	11:59:37.887
29		1:36.289 P	22.385	41.015	32.889	237.3	12:05:33.766	29		2:53.205	1:42.721	42.164	28.320	137.4	12:02:31.092
								30		1:31.055	22.390	40.693	27.972	240.0	12:04:02.147
								31		1:30.896	22.423	40.576	27.897	239.4	12:05:33.043
								32		1:31.081	22.479	40.647	27.955	237.8	12:07:04.124
								33		1:31.816	22.326	40.915	28.575	238.9	12:08:35.940
								34		1:31.445	22.589	40.643	28.213	238.4	12:10:07.385
								35		1:36.437 P	22.577	40.745	33.115	238.9	12:11:43.822





Red Bull Ring
International GT Open
Free Practice - 2
Lap Analysis



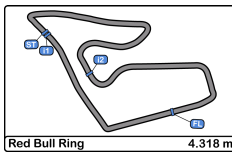
88

1 Patryk Krupinski Mercedes AMG GT3 - 2016

PROAM 2 Christian Klien JP Motorsport

Lap	D	Time	Sector 1	Sector 2	Sector 3	T. Spd	Elapsed
1		11:10:54.062	11:09:39.760	43.172	31.130	219.9	11:10:54.062
2		1:33.139	22.808	42.109	28.222	234.7	11:12:27.201
3		1:31.018	22.519	40.819	27.680	235.2	11:13:58.219
4		1:30.574	22.542	40.380	27.652	234.7	11:15:28.793
5		1:30.462	22.599	40.316	27.547	234.7	11:16:59.255
6		1:30.379	22.476	40.268	27.635	234.2	11:18:29.634
7		1:37.031 P	22.456	40.846	33.729	234.2	11:20:06.665
8		3:58.478	2:50.205	40.554	27.719	231.2	11:24:05.143
9		1:30.531	22.545	40.339	27.647	233.7	11:25:35.674
10		1:30.642	22.636	40.533	27.473	234.2	11:27:06.316
11		1:29.914	22.448	40.006	27.460	235.8	11:28:36.230
12		1:35.139 P	22.446	40.232	32.461	236.3	11:30:11.369
13		3:29.983	2:18.297	43.002	28.684	232.2	11:33:41.352
14		1:32.349	22.946	40.945	28.458	234.2	11:35:13.701
15		1:32.541	22.599	41.839	28.103	235.8	11:36:46.242
16		1:31.565	22.681	40.929	27.955	236.3	11:38:17.807
17		1:53.592 P	22.541	48.684	42.367	236.3	11:40:11.399
18		4:02.395	2:52.581	41.242	28.572	231.2	11:44:13.794
19		1:32.073	22.707	41.159	28.207	234.2	11:45:45.867
20		1:31.805	22.669	40.946	28.190	234.2	11:47:17.672
21		1:31.864	22.622	41.167	28.075	235.2	11:48:49.536
22		1:31.416	22.403	41.031	27.982	236.3	11:50:20.952
23		1:35.401	22.572	40.761	32.068	234.7	11:51:56.353
24		1:39.964 P	23.615	42.024	34.325	235.8	11:53:36.317
25		3:34.958	2:25.304	41.320	28.334	231.7	11:57:11.275
26		1:31.724	22.630	40.873	28.221	235.2	11:58:42.999
27		1:32.082	22.568	41.306	28.208	234.2	12:00:15.081
28		1:31.722	22.569	40.916	28.237	237.3	12:01:46.803
29		1:37.383 P	22.762	40.983	33.638	236.3	12:03:24.186
30		2:51.704 P	1:35.927	41.862	33.915	224.5	12:06:15.890



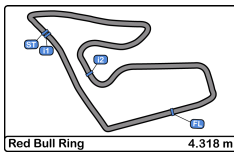


Red Bull Ring
International GT Open
Free Practice - 2
Best Sectors Results



Sector - 1				Sector - 2				Sector - 3				Ideal Lap vs Best Lap				
Clas	Nº	Driver	Time	Nº	Driver	Time	Nº	Driver	Time	Clas	Nº	Driver	Ideal Lap	Best Lap	Clas	
1	24	Niederhauser - Rosina	21.933	34	Yoluc - Eastwood	39.817	69	De Haan - Macleod	26.886	1	69	De Haan - Macleod	1:28.885	1:29.058	1	
2	34	Yoluc - Eastwood	22.006	24	Niederhauser - Rosina	39.854	27	Plachutta - Jäger	27.086	2	27	Plachutta - Jäger	1:29.106	1:29.148	2	
3	7	Iribe - Millroy	22.054	27	Plachutta - Jäger	39.883	48	Ortelli - Negro	27.261	3	34	Yoluc - Eastwood	1:29.194	1:29.405	3	
4	69	De Haan - Macleod	22.106	69	De Haan - Macleod	39.893	40	Hook - Lauck	27.271	4	7	Iribe - Millroy	1:29.340	1:29.677	7	
5	72	Moss - Osborne	22.127	7	Iribe - Millroy	39.900	17	Prette - Abril	27.298	5	17	Prette - Abril	1:29.478	1:29.598	5	
6	27	Plachutta - Jäger	22.137	59	Ramos - Chaves	39.917	34	Yoluc - Eastwood	27.371	6	48	Ortelli - Negro	1:29.485	1:29.560	4	
7	44	Scholze - Liebhauser	22.194	17	Prette - Abril	39.926	7	Iribe - Millroy	27.386	7	24	Niederhauser - Rosina	1:29.493	1:29.611	6	
8	16	Hahn - Rueda	22.196	88	Krupinski - Klien	40.006	59	Ramos - Chaves	27.388	8	59	Ramos - Chaves	1:29.505	1:29.831	9	
9	59	Ramos - Chaves	22.200	48	Ortelli - Negro	40.017	88	Krupinski - Klien	27.460	9	40	Hook - Lauck	1:29.672	1:29.780	8	
10	48	Ortelli - Negro	22.207	22	Niki Leutwiler	40.039	72	Moss - Osborne	27.489	10	72	Moss - Osborne	1:29.857	1:29.890	10	
11	17	Prette - Abril	22.254	40	Hook - Lauck	40.090	13	Nesov - Moiseev	27.498	11	16	Hahn - Rueda	1:29.863	1:29.966	12	
12	40	Hook - Lauck	22.311	16	Hahn - Rueda	40.150	16	Hahn - Rueda	27.517	12	88	Krupinski - Klien	1:29.869	1:29.914	11	
13	88	Krupinski - Klien	22.403	44	Scholze - Liebhauser	40.237	44	Scholze - Liebhauser	27.636	13	44	Scholze - Liebhauser	1:30.067	1:30.431	13	
14	13	Nesov - Moiseev	22.437	72	Moss - Osborne	40.241	22	Niki Leutwiler	27.654	14	22	Niki Leutwiler	1:30.216	1:30.534	15	
15	22	Niki Leutwiler	22.523	13	Nesov - Moiseev	40.345	24	Niederhauser - Rosina	27.706	15	13	Nesov - Moiseev	1:30.280	1:30.432	14	



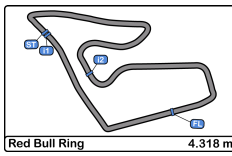


Red Bull Ring
International GT Open
Free Practice - 2
Best 5 Lap Times



Cl	N°	Entrant/Team	Nat	Driver 1	Nat	Status	Driver 2	Nat	Status	Vehicle	Cat	Cl	Best 1		Best 2		Best 3		Best 4		Best 5	
													Time	Lap	Time	Lap	Time	Lap	Time	Lap	Time	Lap
1	69	Ram Racing	GBR	Sam De Haan	GBR		Callum Macleod	GBR		Mercedes AMG GT3 - 2020	PROAM	1	1:29.058	4	1:29.066	3	1:29.269	10	1:29.309	11	1:29.415	5
2	27	Lechner Racing	AUT	Mario Plachutta	AUT		Thomas Jäger	DEU		Mercedes AMG GT3 - 2018	PROAM	2	1:29.148	6	1:29.374	5	1:29.407	10	1:29.566	9	1:30.021	4
3	34	TF Sport	GBR	Salih Yoluc	TUR		Charlie Eastwood	IRE		Aston Martin Vantage GT3	PRO	1	1:29.405	4	1:29.496	3	1:30.003	13	1:30.255	12	1:30.265	17
4	48	AF Corse / APM Monaco	ITA	Stephane Ortelli	MCO		Angelo Negro	ITA		Ferrari 488 GT3	PROAM	3	1:29.560	29	1:29.677	28	1:29.996	11	1:29.998	12	1:30.275	7
5	17	AF Corse / APM Monaco	ITA	Louis Prette	MCO		Vincent Abril	MCO		Ferrari 488 GT3	PRO	2	1:29.598	27	1:29.770	26	1:29.786	20	1:29.799	15	1:29.825	4
6	24	Reiter Engineering	DEU	Patric Niederhauser	CHE		Stefan Rosina	SVK		KTM X-Bow GTX Concept	PRO	3	1:29.611	20	1:29.744	19	1:29.855	9	1:29.863	15	1:29.895	10
7	7	Optimum Motorsport	GBR	Brendan Iribe	USA		Ollie Millroy	GBR		McLaren 720 S GT3	PROAM	4	1:29.677	5	1:29.848	3	1:29.941	9	1:29.942	8	1:29.953	11
8	40	SPS Automotive Performance	DEU	Christian Hook	DEU		Manuel Lauck	DEU		Mercedes AMG GT3 - 2020	AM	1	1:29.780	13	1:29.892	14	1:29.930	10	1:30.100	9	1:30.124	3
9	59	Teo Martín Motorsport	ESP	Miguel Ramos	PRY		Henrique Chaves	PRY		McLaren 720 S GT3	PRO	4	1:29.831	7	1:29.857	9	1:30.331	6	1:30.541	3	1:34.083	4
10	72	Optimum Motorsport	GBR	Nick Moss	GBR		Joe Osborne	GBR		McLaren 720 S GT3	PROAM	5	1:29.890	4	1:30.333	27	1:30.373	3	1:30.460	23	1:30.511	26
11	88	JP Motorsport	POL	Patryk Krupinski	POL		Christian Klien	AUT		Mercedes AMG GT3 - 2016	PROAM	6	1:29.914	11	1:30.462	5	1:30.531	9	1:30.574	4	1:30.642	10
12	16	Teo Martín Motorsport	ESP	Marcelo Hahn	BRA		Fran Rueda	ESP		McLaren 720 S GT3	PROAM	7	1:29.966	6	1:30.001	4	1:30.068	9	1:30.088	5	1:30.105	11
13	44	GetSpeed Performance	DEU	Florian Scholze	DEU		Jens Liebhauser	DEU		Mercedes AMG GT3 - 2020	AM	2	1:30.431	27	1:30.457	25	1:30.482	26	1:30.582	30	1:30.650	16
14	13	AKM Motorsport	GBR	Alexey Nesov	RUS		Alexander Moiseev	RUS		Mercedes AMG GT3 - 2020	AM	3	1:30.432	12	1:30.491	15	1:30.535	7	1:30.546	10	1:30.582	13
15	22	PZ Oberer Zürichsee by TFT	CHE	Niki Leutwiler	CHE			CHE		Porsche GT3-R	AM	4	1:30.534	27	1:30.673	26	1:30.715	21	1:30.756	22	1:31.047	25



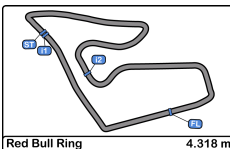


Red Bull Ring
International GT Open
Free Practice - 2
Best 5 Top Speeds



Cl	Nº	Entrant/Team	Nat	Driver 1	Nat	Driver 2	Nat	Vehicle	Cat	Cl	Top 1		Top 2		Top 3		Top 4		Top 5		Avg
											Km/h	Lap	Km/h	Lap	Km/h	Lap	Km/h	Lap	Km/h	Lap	
1	24	Reiter Engineering	DEU	Patric Niederhauser	CHE	Stefan Rosina	SRB	KTM X-Bow GTX Concept	PRO	1	244.8	20	244.3	13	244.3	21	243.7	19	243.7	22	244.2
2	7	Optimum Motorsport	GBR	Brendan Iribe	USA	Ollie Millroy	GBR	McLaren 720 S GT3	PROAM	1	242.6	4	242.1	6	241.6	2	241.6	3	241.6	5	241.9
3	16	Teo Martín Motorsport	ESP	Marcelo Hahn	BRA	Fran Rueda	ESP	McLaren 720 S GT3	PROAM	2	240.5	6	240.5	12	240.0	2	240.0	4	240.0	7	240.2
4	72	Optimum Motorsport	GBR	Nick Moss	GBR	Joe Osborne	GBR	McLaren 720 S GT3	PROAM	3	240.5	4	240.5	21	240.0	5	240.0	15	240.0	30	240.2
5	34	TF Sport	GBR	Salih Yoluc	TUR	Charlie Eastwood	IRL	Aston Martin Vantage GT3	PRO	2	240.0	4	240.0	18	238.9	3	238.9	11	238.9	12	239.3
6	44	GetSpeed Performance	DEU	Florian Scholze	DEU	Jens Liebhauser	DEU	Mercedes AMG GT3 - 2020	AM	1	240.0	16	239.4	15	239.4	18	239.4	29	239.4	30	239.5
7	59	Teo Martín Motorsport	ESP	Miguel Ramos	PRT	Henrique Chaves	PRT	McLaren 720 S GT3	PRO	3	240.0	9	238.9	8	238.4	7	238.4	10	237.8	6	238.7
8	17	AF Corse / APM Monaco	ITA	Louis Prette	MCO	Vincent Abril	MCO	Ferrari 488 GT3	PRO	4	239.4	26	239.4	28	238.4	8	237.8	27	237.8	30	238.6
9	48	AF Corse / APM Monaco	ITA	Stephane Ortelli	MCO	Angelo Negro	ITA	Ferrari 488 GT3	PROAM	4	239.4	29	238.4	30	237.8	13	237.8	20	237.8	26	238.3
10	69	Ram Racing	GBR	Sam De Haan	GBR	Callum Macleod	GBR	Mercedes AMG GT3 - 2020	PROAM	5	238.9	4	238.9	5	238.9	26	238.4	6	238.4	14	238.7
11	27	Lechner Racing	AUT	Mario Plachutta	AUT	Thomas Jäger	DEU	Mercedes AMG GT3 - 2018	PROAM	6	238.4	11	238.4	15	238.4	26	237.8	10	237.8	13	238.2
12	88	JP Motorsport	POL	Patryk Krupinski	POL	Christian Klien	AUT	Mercedes AMG GT3 - 2016	PROAM	7	237.3	28	236.3	12	236.3	16	236.3	17	236.3	22	236.5
13	22	PZ Oberer Zürichsee by TFT	CHE	Niki Leutwiler	CHE			Porsche GT3-R	AM	2	236.8	5	235.8	6	235.8	8	234.7	7	234.7	10	235.6
14	40	SPS Automotive Performance	DEU	Christian Hook	DEU	Manuel Lauck	DEU	Mercedes AMG GT3 - 2020	AM	3	236.8	13	236.3	6	236.3	15	235.2	5	235.2	9	236.0
15	13	AKM Motorsport	SMR	Alexey Nesov	RUS	Alexander Moiseev	RUS	Mercedes AMG GT3 - 2020	AM	4	235.8	29	235.2	21	235.2	23	235.2	31	235.2	32	235.3



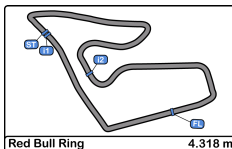


Red Bull Ring
International GT Open
Free Practice - 2
Fastest Laps Sequence



Lap	Time of Day	Session Time	Nº	Entrant/Team	Nat	Driver 1	Nat	Driver 2	Nat	Vehicle	Cat	Time	Km/h
2	11:12:21.924	3:21.924	40	SPS Automotive Performance		Christian Hook		Manuel Lauck		Mercedes AMG GT3 - 2020	AM	1:30.695	171.3
2	11:12:24.996	3:24.996	7	Optimum Motorsport		Brendan Iribe		Ollie Millroy		McLaren 720 S GT3	PROAM	1:30.216	172.3
3	11:13:52.048	4:52.048	40	SPS Automotive Performance		Christian Hook		Manuel Lauck		Mercedes AMG GT3 - 2020	AM	1:30.124	172.4
3	11:13:54.844	4:54.844	7	Optimum Motorsport		Brendan Iribe		Ollie Millroy		McLaren 720 S GT3	PROAM	1:29.848	173.0
3	11:14:25.115	5:25.115	69	Ram Racing		Sam De Haan		Callum Macleod		Mercedes AMG GT3 - 2020	PROAM	1:29.066	174.5
4	11:15:54.173	6:54.173	69	Ram Racing		Sam De Haan		Callum Macleod		Mercedes AMG GT3 - 2020	PROAM	1:29.058	174.5



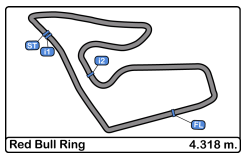


Red Bull Ring
International GT Open
Free Practice - 2
Event Best Maximum Speed



Nº	Entrant/Team	Nat	Driver 1	Nat	Driver 2	Nat	Vehicle	Cat	Km/h	Session
24	Reiter Engineering		Patric Niederhauser		Stefan Rosina		KTM X-Bow GTX Concept	PRO	244.8	Private test
7	Optimum Motorsport		Brendan Iribe		Ollie Millroy		McLaren 720 S GT3	PROAM	242.6	Free Practice - 2
34	TF Sport		Salih Yoluc		Charlie Eastwood		Aston Martin Vantage GT3	PRO	242.1	Private test
16	Teo Martín Motorsport		Marcelo Hahn		Fran Rueda		McLaren 720 S GT3	PROAM	241.0	Private test
72	Optimum Motorsport		Nick Moss		Joe Osborne		McLaren 720 S GT3	PROAM	240.5	Private test
59	Teo Martín Motorsport		Miguel Ramos		Henrique Chaves		McLaren 720 S GT3	PRO	240.0	Free Practice - 2
44	GetSpeed Performance		Florian Scholze		Jens Liebhauser		Mercedes AMG GT3 - 2020	AM	240.0	Free Practice - 2
17	AF Corse / APM Monaco		Louis Prette		Vincent Abril		Ferrari 488 GT3	PRO	239.4	Free Practice - 2
48	AF Corse / APM Monaco		Stephane Ortelli		Angelo Negro		Ferrari 488 GT3	PROAM	239.4	Free Practice - 2
57	Teo Martín Motorsport		Bar Baruch				McLaren 720 S GT3	PROAM	238.9	Private test
27	Lechner Racing		Mario Plachutta		Thomas Jäger		Mercedes AMG GT3 - 2018	PROAM	238.9	Private test
69	Ram Racing		Sam De Haan		Callum Macleod		Mercedes AMG GT3 - 2020	PROAM	238.9	Free Practice - 2
22	PZ Oberer Zürichsee by TFT		Niki Leutwiler				Porsche GT3-R	AM	238.4	Free Practice - 1
88	JP Motorsport		Patryk Krupinski		Christian Klien		Mercedes AMG GT3 - 2016	PROAM	237.3	Free Practice - 2
40	SPS Automotive Performance		Christian Hook		Manuel Lauck		Mercedes AMG GT3 - 2020	AM	236.8	Free Practice - 2
13	AKM Motorsport		Alexey Nesov		Alexander Moiseev		Mercedes AMG GT3 - 2020	AM	235.8	Free Practice - 2





Red Bull Ring
International GT Open
Free Practice - 2
Pit Stop Analysis



7 Brendan Iribe PROAM Optimum Motorsport
 Ollie Millroy McLaren 720 S GT3

Nr.	In Day Time	In Time	Out Time	Pit Time	T. Pit Time	Handicap	Penalty
1	11:18:25.442	11:18:25.442	11:22:22.964	3:57.522	3:57.522		
2	11:31:22.673	11:31:22.673	11:32:54.208	1:31.535	5:29.057		
3	11:38:58.372	11:38:58.372	11:45:56.523	6:58.151	12:27.208		

13 Alexey Nesov AM AKM Motorsport
 Alexander Moiseev Mercedes AMG GT3 - 2020

Nr.	In Day Time	In Time	Out Time	Pit Time	T. Pit Time	Handicap	Penalty
1	11:23:58.286	11:23:58.286	11:25:46.944	1:48.658	1:48.658		
2	11:37:53.728	11:37:53.728	11:43:28.720	5:34.992	7:23.650		
3	11:57:33.331	11:57:33.331	12:00:11.674	2:38.343	10:01.993		

16 Marcelo Hahn PROAM Teo Martín Motorsport
 Fran Rueda McLaren 720 S GT3

Nr.	In Day Time	In Time	Out Time	Pit Time	T. Pit Time	Handicap	Penalty
1	11:20:56.156	11:20:56.156	11:26:06.505	5:10.349	5:10.349		
2	11:39:49.475	11:39:49.475	11:44:56.704	5:07.229	10:17.578		
3	11:57:09.417	11:57:09.417	11:59:30.069	2:20.652	12:38.230		

17 Louis Prette PRO AF Corse / APM Monaco
 Vincent Abril Ferrari 488 GT3

Nr.	In Day Time	In Time	Out Time	Pit Time	T. Pit Time	Handicap	Penalty
1	11:11:18.596	11:11:18.596	11:11:54.068	35.472	35.472		
2	11:22:41.520	11:22:41.520	11:26:41.098	3:59.578	4:35.050		
3	11:38:51.743	11:38:51.743	11:43:03.722	4:11.979	8:47.029		
4	11:53:45.504	11:53:45.504	11:55:10.891	1:25.387	10:12.416		

22 Niki Leutwiler AM PZ Oberer Zürichsee by TTF
 Porsche GT3-R

Nr.	In Day Time	In Time	Out Time	Pit Time	T. Pit Time	Handicap	Penalty
1	11:11:14.275	11:11:14.275	11:12:25.418	1:11.143	1:11.143		
2	11:14:01.909	11:14:01.909	11:15:12.789	1:10.880	2:22.023		
3	11:16:43.799	11:16:43.799	11:17:39.528	55.729	3:17.752		
4	11:25:18.149	11:25:18.149	11:28:34.913	3:16.764	6:34.516		
5	11:36:13.705	11:36:13.705	11:42:48.586	6:34.881	13:09.397		
6	11:47:23.643	11:47:23.643	11:49:36.510	2:12.867	15:22.264		
7	11:54:09.385	11:54:09.385	11:56:05.111	1:55.726	17:17.990		
8	12:02:06.071	12:02:06.071	12:04:18.256	2:12.185	19:30.175		

24 Patric Niederhauser PRO Reiter Engineering
 Stefan Rosina KTM X-Bow GTX Concept

Nr.	In Day Time	In Time	Out Time	Pit Time	T. Pit Time	Handicap	Penalty
1	11:17:22.568	11:17:22.568	11:18:54.323	1:31.755	1:31.755		
2	11:27:59.753	11:27:59.753	11:31:00.744	3:00.991	4:32.746		
3	11:41:12.453	11:41:12.453	11:48:41.432	7:28.979	12:01.725		

27 Mario Plachutta PROAM Lechner Racing
 Thomas Jäger Mercedes AMG GT3 - 2018

Nr.	In Day Time	In Time	Out Time	Pit Time	T. Pit Time	Handicap	Penalty
1	11:12:55.084	11:12:55.084	11:15:15.605	2:20.521	2:20.521		
2	11:22:46.836	11:22:46.836	11:25:27.202	2:40.366	5:00.887		
3	11:31:25.193	11:31:25.193	11:33:42.881	2:17.688	7:18.575		
4	11:40:23.653	11:40:23.653	11:45:04.948	4:41.295	11:59.870		
5	11:57:35.231	11:57:35.231	12:01:21.869	3:46.638	15:46.508		

34 Salih Yoluc PRO TF Sport
 Charlie Eastwood Aston Martin Vantage GT3

Nr.	In Day Time	In Time	Out Time	Pit Time	T. Pit Time	Handicap	Penalty
1	11:17:35.425	11:17:35.425	11:19:01.129	1:25.704	1:25.704		
2	11:34:11.340	11:34:11.340	11:44:59.085	10:47.745	12:13.449		
3	11:52:39.620	11:52:39.620	11:53:15.428	35.808	12:49.257		
4	11:56:18.822	11:56:18.822	12:00:53.957	4:35.135	17:24.392		

40 Christian Hook AM SPS Automotive Performance
 Manuel Lauck Mercedes AMG GT3 - 2020

Nr.	In Day Time	In Time	Out Time	Pit Time	T. Pit Time	Handicap	Penalty
1	11:18:24.756	11:18:24.756	11:19:38.696	1:13.940	1:13.940		
2	11:27:15.638	11:27:15.638	11:28:26.939	1:11.301	2:25.241		
3	11:34:27.813	11:34:27.813	11:36:54.917	2:27.104	4:52.345		
4	11:41:09.964	11:41:09.964	11:42:52.131	1:42.167	6:34.512		
5	11:56:43.394	11:56:43.394	11:58:10.948	1:27.554	8:02.066		

44 Florian Scholze AM GetSpeed Performance
 Jens Liebhauser Mercedes AMG GT3 - 2020

Nr.	In Day Time	In Time	Out Time	Pit Time	T. Pit Time	Handicap	Penalty
1	11:25:14.684	11:25:14.684	11:26:23.813	1:09.129	1:09.129		
2	11:27:58.259	11:27:58.259	11:29:07.322	1:09.063	2:18.192		
3	11:40:02.359	11:40:02.359	11:43:53.979	3:51.620	6:09.812		
4	12:03:40.284	12:03:40.284	12:04:48.418	1:08.134	7:17.946		
5	12:06:20.600	12:06:20.600	12:07:58.908	1:38.308	8:56.254		

48 Stephane Ortelli PROAM AF Corse / APM Monaco
 Angelo Negro Ferrari 488 GT3

Nr.	In Day Time	In Time	Out Time	Pit Time	T. Pit Time	Handicap	Penalty
1	11:22:36.279	11:22:36.279	11:28:02.555	5:26.276	5:26.276		
2	11:35:32.816	11:35:32.816	11:36:47.090	1:14.274	6:40.550		
3	11:42:18.438	11:42:18.438	11:45:26.594	3:08.156	9:48.706		
4	12:03:52.439	12:03:52.439	12:05:00.692	1:08.253	10:56.959		

59 Miguel Ramos PRO Teo Martín Motorsport
 Henrique Chaves McLaren 720 S GT3

Nr.	In Day Time	In Time	Out Time	Pit Time	T. Pit Time	Handicap	Penalty
1	11:10:41.511	11:10:41.511	11:13:15.332	2:33.821	2:33.821		
2	11:17:47.768	11:17:47.768	11:25:04.931	7:17.163	9:50.984		
3	11:34:05.534	11:34:05.534	11:38:11.339	4:05.805	13:56.789		
4	11:39:59.859	11:39:59.859	11:42:58.606	2:58.747	16:55.536		

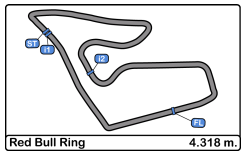
69 Sam De Haan PROAM Ram Racing
 Callum Macleod Mercedes AMG GT3 - 2020

Nr.	In Day Time	In Time	Out Time	Pit Time	T. Pit Time	Handicap	Penalty
1	11:18:53.628	11:18:53.628	11:22:46.997	3:53.369	3:53.369		
2	11:31:45.479	11:31:45.479	11:32:58.511	1:13.032	5:06.401		
3	11:39:03.639	11:39:03.639	11:45:48.577	6:44.938	11:51.339		

72 Nick Moss PROAM Optimum Motorsport
 Joe Osborne McLaren 720 S GT3

Nr.	In Day Time	In Time	Out Time	Pit Time	T. Pit Time	Handicap	Penalty
1	11:18:21.695	11:18:21.695	11:20:53.042	2:31.347	2:31.347		
2	11:39:12.090	11:39:12.090	11:44:17.372	5:05.282	7:36.629		
3	11:59:33.065	11:59:33.065	12:00:56.729	1:23.664	9:00.293		





Red Bull Ring
International GT Open
Free Practice - 2
Pit Stop Analysis



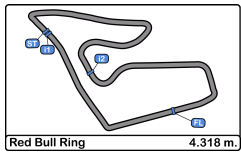
88

Patryk Krupinski PROAM JP Motorsport

Christian Klien Mercedes AMG GT3 - 2016

Nr.	In Day Time	In Time	Out Time	Pit Time	T. Pit Time	Handicap	Penalty
1	11:20:02.103	11:20:02.103	11:22:35.466	2:33.363	2:33.363		
2	11:30:06.797	11:30:06.797	11:32:08.530	2:01.733	4:35.096		
3	11:40:05.696	11:40:05.696	11:42:43.035	2:37.339	7:12.435		
4	11:53:31.654	11:53:31.654	11:55:40.539	2:08.885	9:21.320		
5	12:03:19.420	12:03:19.420	12:04:39.007	1:19.587	10:40.907		

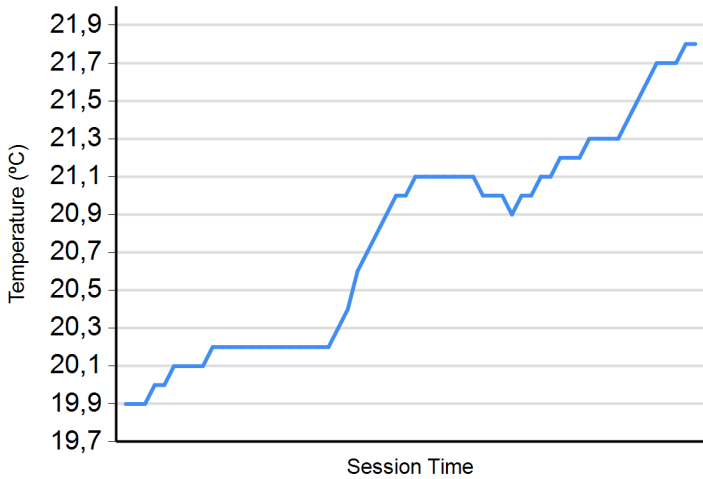




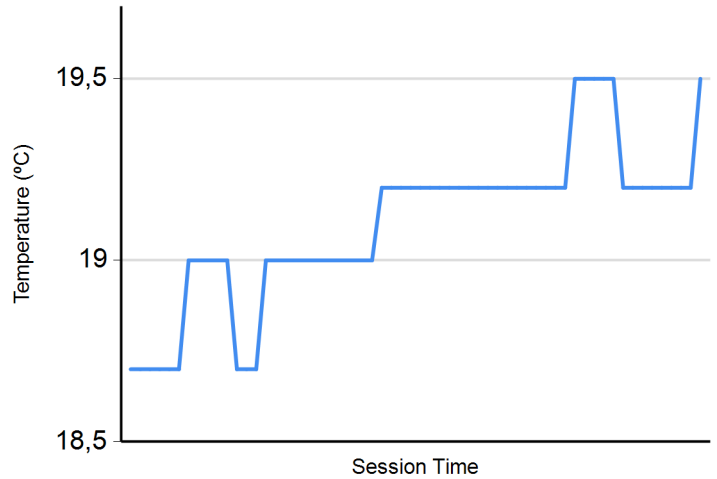
Red Bull Ring
International GT Open
Free Practice - 2
Weather Report



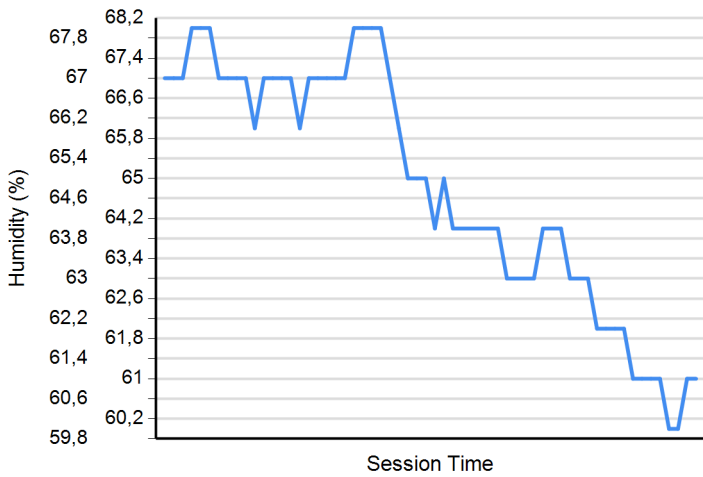
Air Temperature



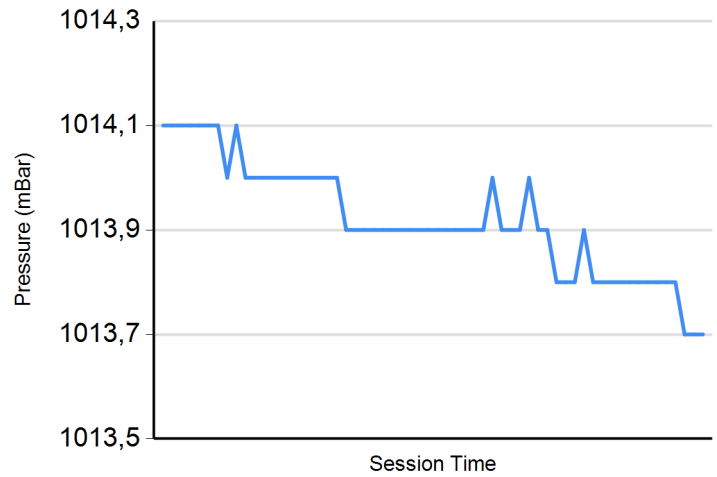
Track Temperature



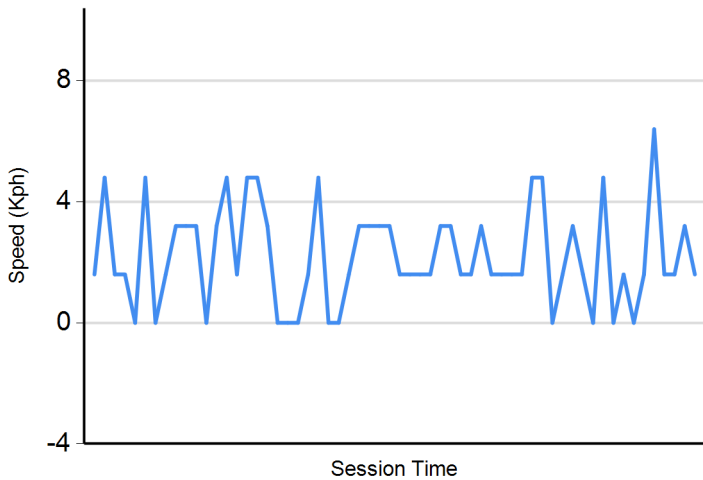
Humidity



Pressure

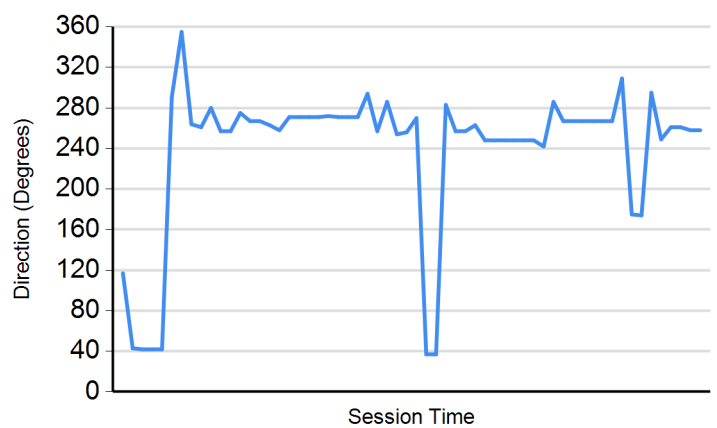


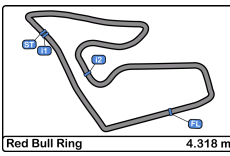
Wind Speed



Wind direction

North = 0°/360° Est = 90° South = 180° West = 270°





Red Bull Ring
International GT Open
Free Practice - 1 + 2
Results



Cls	Nº	Entrant/Team	Nat	Driver 1	Nat	Driver 2	Nat	Vehicle	Cat	Cls	Laps	Free Practice - 1	Free Practice - 2	Best	Gap	Interval	Km/h		
1	34	TF Sport	GBR	Salih Yoluc	TUR	Charlie Eastwood	IRL	Aston Martin Vantage GT3	PRO	1	49	1:28.954	20	1:29.405	4	1:28.954		174.7	
2	69	Ram Racing	GBR	Sam De Haan	GBR	Callum Macleod	GBR	Mercedes AMG GT3 - 2020	PROAM	1	49	1:29.909	14	1:29.058	4	1:29.058	0.104	0.104	174.5
3	27	Lechner Racing	AUT	Mario Plachutta	AUT	Thomas Jäger	DEU	Mercedes AMG GT3 - 2018	PROAM	2	49	1:30.265	12	1:29.148	6	1:29.148	0.194	0.090	174.3
4	72	Optimum Motorsport	GBR	Nick Moss	GBR	Joe Osborne	GBR	McLaren 720 S GT3	PROAM	3	54	1:29.478	18	1:29.890	4	1:29.478	0.524	0.330	173.7
5	16	Teo Martín Motorsport	ESP	Marcelo Hahn	BRA	Fran Rueda	ESP	McLaren 720 S GT3	PROAM	4	51	1:29.542	19	1:29.966	6	1:29.542	0.588	0.064	173.6
6	48	AF Corse / APM Monaco	ITA	Stephane Ortelli	MCO	Angelo Negro	ITA	Ferrari 488 GT3	PROAM	5	54	1:31.149	23	1:29.560	29	1:29.560	0.606	0.018	173.5
7	17	AF Corse / APM Monaco	ITA	Louis Prette	MCO	Vincent Abril	MCO	Ferrari 488 GT3	PRO	2	30			1:29.598	27	1:29.598	0.644	0.038	173.4
8	24	Reiter Engineering	DEU	Patric Niederhauser	CHE	Stefan Rosina	SVK	KTM X-Bow GTX Concept	PRO	3	23			1:29.611	20	1:29.611	0.657	0.013	173.4
9	7	Optimum Motorsport	GBR	Brendan Iribe	USA	Ollie Millroy	GBR	McLaren 720 S GT3	PROAM	6	41	1:29.815	10	1:29.677	5	1:29.677	0.723	0.066	173.3
10	44	GetSpeed Performance	DEU	Florian Scholze	DEU	Jens Liebhauser	DEU	Mercedes AMG GT3 - 2020	AM	1	57	1:29.725	7	1:30.431	27	1:29.725	0.771	0.048	173.2
11	40	SPS Automotive Performance	DEU	Christian Hook	DEU	Manuel Lauck	DEU	Mercedes AMG GT3 - 2020	AM	2	52	1:29.974	10	1:29.780	13	1:29.780	0.826	0.055	173.1
12	59	Teo Martín Motorsport	ESP	Miguel Ramos	PRT	Henrique Chaves	PRT	McLaren 720 S GT3	PRO	4	30	1:29.923	10	1:29.831	7	1:29.831	0.877	0.051	173.0
13	88	JP Motorsport	POL	Patryk Krupinski	POL	Christian Klien	AUT	Mercedes AMG GT3 - 2016	PROAM	7	52	1:29.961	14	1:29.914	11	1:29.914	0.960	0.083	172.8
14	13	AKM Motorsport	SMR	Alexey Nesov	RUS	Alexander Moiseev	RUS	Mercedes AMG GT3 - 2020	AM	3	55	1:30.558	4	1:30.432	12	1:30.432	1.478	0.518	171.8
15	22	PZ Oberer Zürichsee by TFT	CHE	Niki Leutwiler	CHE			Porsche GT3-R	AM	4	49	1:31.035	16	1:30.534	27	1:30.534	1.580	0.102	171.7

CAR 48 TIME 1:29.996 DELETED TRACK LIMITS AT T 1
 CAR 59 TIME 1:29.505 DELETED TRACK LIMITS AT T 10
 CAR 48 TIME 1:30.199 DELETED TRACK LIMITS AT T 1
 CAR 24 TIME 1:29.878 DELETED TRACK LIMITS AT T 1
 CAR 88 TIME 1:30.379 DELETED TRACK LIMITS AT T 9
 CAR 48 TIME 1:30.503 DELETED TRACK LIMITS AT T 1
 CAR 44 TIME 1:31.260 DELETED TRACK LIMITS AT T 1
 CAR 40 TIME 1:30.059 DELETED TRACK LIMITS AT T 1
 CAR 7 TIME 1:29.684 DELETED TRACK LIMITS AT T 1
 CAR 72 TIME 1:30.609 DELETED TRACK LIMITS AT T 10
 CAR 44 TIME 1:30.198 DELETED TRACK LIMITS AT T 9

Published at:.....

Stewards:	Race Director:	Timekeeper:
------------------	-----------------------	--------------------

