

Red Bull Ring
International GT Open
Free Practice - 1
Resultados Provisionales

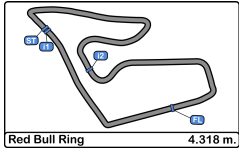


Cls	Nº	Entrant/Team	Nat	Driver 1	Nat	Driver 2	Nat	Vehicle	Cat	Cls	Laps	Best	Time	Gap	Interval	Km/h
1	34	TF Sport		Salih Yoluc		Charlie Eastwood		Aston Martin Vantage GT3	PRO	1	23	20	1:28.954			174.7
2	72	Optimum Motorsport		Nick Moss		Joe Osborne		McLaren 720 S GT3	PROAM	1	19	18	1:29.478	0.524	0.524	173.7
3	16	Teo Martín Motorsport		Marcelo Hahn		Fran Rueda		McLaren 720 S GT3	PROAM	2	20	19	1:29.542	0.588	0.064	173.6
4	44	GetSpeed Performance		Florian Scholze		Jens Liebhauser		Mercedes AMG GT3 - 2020	AM	1	24	7	1:29.725	0.771	0.183	173.2
5	7	Optimum Motorsport		Brendan Iribe		Ollie Millroy		McLaren 720 S GT3	PROAM	3	16	10	1:29.815	0.861	0.090	173.0
6	69	Ram Racing		Sam De Haan		Callum Macleod		Mercedes AMG GT3 - 2020	PROAM	4	20	14	1:29.909	0.955	0.094	172.8
7	59	Teo Martín Motorsport		Miguel Ramos		Henrique Chaves		McLaren 720 S GT3	PRO	2	18	10	1:29.923	0.969	0.014	172.8
8	88	JP Motorsport		Patryk Krupinski		Christian Klien		Mercedes AMG GT3 - 2016	PROAM	5	22	14	1:29.961	1.007	0.038	172.7
9	40	SPS Automotive Performance		Christian Hook		Manuel Lauck		Mercedes AMG GT3 - 2020	AM	2	21	10	1:29.974	1.020	0.013	172.7
10	27	Lechner Racing		Mario Plachutta		Thomas Jäger		Mercedes AMG GT3 - 2018	PROAM	6	20	12	1:30.265	1.311	0.291	172.2
11	13	AKM Motorsport		Alexey Nesov		Alexander Moiseev		Mercedes AMG GT3 - 2020	AM	3	23	4	1:30.558	1.604	0.293	171.6
12	22	PZ Oberer Zürichsee by TFT		Niki Leutwiler				Porsche GT3-R	AM	4	21	16	1:31.035	2.081	0.477	170.7
13	48	AF Corse / APM Monaco		Stephane Ortelli		Angelo Negro		Ferrari 488 GT3	PROAM	7	24	23	1:31.149	2.195	0.114	170.5

Published at:.....

Stewards:	Race Director:	Timekeeper:
------------------	-----------------------	--------------------





Red Bull Ring
International GT Open
Free Practice - 1



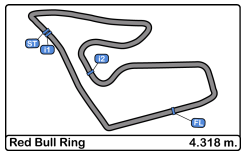
Resultados Provisionales por categoria

Cls	Nº	Entrant/Team	Nat	Driver 1	Nat	Driver 2	Nat	Vehicle	Cat	Cls	Laps	Best	Time	Gap	Interval	Km/h
PRO																
1	34	TF Sport	GBR	Salih Yoluc	TUR	Charlie Eastwood	IRL	Aston Martin Vantage GT3	PRO	1	23	20	1:28.954			174.7
2	59	Teo Martín Motorsport	ESP	Miguel Ramos	PRT	Henrique Chaves	PRT	McLaren 720 S GT3	PRO	2	18	10	1:29.923	0.969	0.969	172.8
PROAM																
1	72	Optimum Motorsport	GBR	Nick Moss	GBR	Joe Osborne	GBR	McLaren 720 S GT3	PROAM	1	19	18	1:29.478			173.7
2	16	Teo Martín Motorsport	ESP	Marcelo Hahn	BRA	Fran Rueda	ESP	McLaren 720 S GT3	PROAM	2	20	19	1:29.542	0.064	0.064	173.6
3	7	Optimum Motorsport	GBR	Brendan Iribe	USA	Ollie Millroy	GBR	McLaren 720 S GT3	PROAM	3	16	10	1:29.815	0.337	0.273	173.0
4	69	Ram Racing	GBR	Sam De Haan	GBR	Callum Macleod	GBR	Mercedes AMG GT3 - 2020	PROAM	4	20	14	1:29.909	0.431	0.094	172.8
5	88	JP Motorsport	POL	Patryk Krupinski	POL	Christian Klien	AUT	Mercedes AMG GT3 - 2016	PROAM	5	22	14	1:29.961	0.483	0.052	172.7
6	27	Lechner Racing	AUT	Mario Plachutta	AUT	Thomas Jäger	DEU	Mercedes AMG GT3 - 2018	PROAM	6	20	12	1:30.265	0.787	0.304	172.2
7	48	AF Corse / APM Monaco	ITA	Stephane Ortelli	MCO	Angelo Negro	ITA	Ferrari 488 GT3	PROAM	7	24	23	1:31.149	1.671	0.884	170.5
AM																
1	44	GetSpeed Performance	DEU	Florian Scholze	DEU	Jens Liebhauser	DEU	Mercedes AMG GT3 - 2020	AM	1	24	7	1:29.725			173.2
2	40	SPS Automotive Performance	DEU	Christian Hook	DEU	Manuel Lauck	DEU	Mercedes AMG GT3 - 2020	AM	2	21	10	1:29.974	0.249	0.249	172.7
3	13	AKM Motorsport	RUS	Alexey Nesov	RUS	Alexander Moiseev	RUS	Mercedes AMG GT3 - 2020	AM	3	23	4	1:30.558	0.833	0.584	171.6
4	22	PZ Oberer Zürichsee by TFT	CHE	Niki Leutwiler	CHE			Porsche GT3-R	AM	4	21	16	1:31.035	1.310	0.477	170.7

Published at:.....

Stewards:	Race Director:	Timekeeper:
------------------	-----------------------	--------------------





Red Bull Ring
International GT Open
Free Practice - 1
Tiempos Por Vuelta



7 1 Brendan Iribe McLaren 720 S GT3
 PROAM 2 Ollie Millroy Optimum Motorsport

16 1 Marcelo Hahn McLaren 720 S GT3
 PROAM 2 Fran Rueda Teo Martín Motorsport

Lap	D	Time	Sector 1	Sector 2	Sector 3	T. Spd	Elapsed
1		17:28:17.161	17:27:08.130	40.696	28.335	232.2	17:28:17.161
2		1:31.391	22.692	40.528	28.171	238.4	17:29:48.552
3		1:31.866	22.620	40.715	28.531	237.8	17:31:20.418
4		1:31.469	22.572	40.625	28.272	238.9	17:32:51.887
5		1:30.502	22.428	40.113	27.961	238.9	17:34:22.389
6		1:35.870 P	22.607	40.426	32.837	239.4	17:35:58.259
7		6:53.424	5:41.557	41.384	30.483	216.0	17:42:51.683
8		1:32.859	24.269	40.635	27.955	236.8	17:44:24.542
9		1:30.638	22.434	40.337	27.867	237.3	17:45:55.180
10		1:29.815	22.447	39.702	27.666	239.4	17:47:24.995
11		1:30.644	22.905	39.982	27.757	238.4	17:48:55.639
12		1:30.006	22.283	40.093	27.630	238.9	17:50:25.645
13		1:30.249	22.388	40.359	27.502	239.4	17:51:55.894
14		1:30.018	22.328	40.187	27.503	240.0	17:53:25.912
15		1:30.473	22.561	40.286	27.626	238.9	17:54:56.385
16		1:37.636 P	22.343	40.117	35.176	238.9	17:56:34.021

Lap	D	Time	Sector 1	Sector 2	Sector 3	T. Spd	Elapsed
1		17:21:22.631	17:20:12.098	41.074	29.459	233.2	17:21:22.631
2		1:32.957	23.554	40.552	28.851	236.3	17:22:55.588
3		1:31.985	23.276	40.717	27.992	236.8	17:24:27.573
4		1:31.185	22.590	40.585	28.010	238.9	17:25:58.758
5		1:32.823	22.671	40.788	29.364	238.9	17:27:31.581
6		1:38.142 P	22.778	40.653	34.711	238.4	17:29:09.723
7		3:30.059	2:22.177	40.191	27.691	234.7	17:32:39.782
8		1:30.625	22.558	40.291	27.776	237.8	17:34:10.407
9		1:30.917	22.749	40.358	27.810	237.8	17:35:41.324
10		1:30.286	22.327	40.413	27.546	238.9	17:37:11.610
11		1:30.824	22.533	40.447	27.844	238.4	17:38:42.434
12		1:30.888	22.482	40.377	28.029	238.4	17:40:13.322
13		1:47.569 P	22.421	40.136	45.012	238.4	17:42:00.891
14		5:17.367	4:09.578	40.305	27.484	234.2	17:47:18.258
15		1:29.878	22.365	39.642	27.871	237.8	17:48:48.136
16		1:31.221	22.301	40.030	28.890	238.4	17:50:19.357
17		1:30.978	22.751	40.504	27.723	238.4	17:51:50.335
18		1:29.552	22.260	39.776	27.516	238.4	17:53:19.887
19		1:29.542	22.281	39.813	27.448	237.8	17:54:49.429
20		1:43.841 P	24.158	42.426	37.257	207.6	17:56:33.270

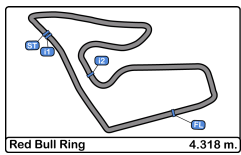
13 1 Alexey Nesov Mercedes AMG GT3 - 2020
 AM 2 Alexander Moiseev AKM Motorsport

Lap	D	Time	Sector 1	Sector 2	Sector 3	T. Spd	Elapsed
1		17:18:15.894	17:17:05.667	41.510	28.717	226.8	17:18:15.894
2		1:31.426	22.771	40.800	27.855	232.2	17:19:47.320
3		1:30.985	22.585	40.722	27.678	233.7	17:21:18.305
4		1:30.558	22.601	40.388	27.569	234.2	17:22:48.863
5		1:30.980	22.402	40.639	27.939	235.2	17:24:19.843
6		1:36.460 P	22.411	40.367	33.682	233.7	17:25:56.303
7		3:51.325	2:41.723	41.306	28.296	230.7	17:29:47.628
8		1:32.139	22.858	41.016	28.265	232.7	17:31:19.767
9		1:33.556	22.810	42.326	28.420	233.7	17:32:53.323
10		1:31.675	22.935	40.565	28.175	234.7	17:34:24.998
11		1:31.150	22.819	40.418	27.913	234.7	17:35:56.148
12		1:36.021 P	22.712	40.458	32.851	233.2	17:37:32.169
13		3:22.371	2:13.004	41.172	28.195	229.2	17:40:54.540
14		1:31.750	22.817	40.879	28.054	233.2	17:42:26.290
15		1:31.425	22.838	40.708	27.879	233.7	17:43:57.715
16		1:31.298	22.715	40.531	28.052	233.7	17:45:29.013
17		1:31.491	22.766	40.538	28.187	233.2	17:47:00.504
18		1:31.065	22.713	40.340	28.012	234.2	17:48:31.569
19		1:31.180	22.862	40.404	27.914	233.7	17:50:02.749
20		1:31.296	22.728	40.592	27.976	233.7	17:51:34.045
21		1:31.369	22.936	40.444	27.989	233.2	17:53:05.414
22		1:31.461	22.974	40.539	27.948	233.2	17:54:36.875
23		1:38.780 P	22.666	40.938	35.176	233.2	17:56:15.655

22 1 Niki Leutwiler Porsche GT3-R
 AM 2 PZ Oberer Zürichsee by TFT

Lap	D	Time	Sector 1	Sector 2	Sector 3	T. Spd	Elapsed
1		17:17:22.281	17:16:04.610	46.161	31.510	193.2	17:17:22.281
2		1:37.077	24.181	43.618	29.278	216.0	17:18:59.358
3		1:35.449	23.935	42.689	28.825	208.0	17:20:34.807
4		1:33.565	23.043	42.017	28.505	223.1	17:22:08.372
5		1:32.836	23.018	41.362	28.456	234.7	17:23:41.208
6		1:52.466 P	25.649	48.749	38.068	144.1	17:25:33.674
7		3:45.064	2:35.085	41.585	28.394	207.2	17:29:18.738
8		1:32.617	22.791	41.053	28.773	237.3	17:30:51.355
9		1:32.682	23.140	41.285	28.257	223.6	17:32:24.037
10		1:31.542	22.521	40.609	28.412	238.4	17:33:55.579
11		1:31.578	22.487	40.435	28.656	237.3	17:35:27.157
12		1:38.486 P	22.624	40.598	35.264	238.4	17:37:05.643
13		4:01.188	2:52.047	40.981	28.160	232.7	17:41:06.831
14		1:31.432	22.696	40.617	28.119	235.8	17:42:38.263
15		1:31.547	22.683	40.719	28.145	236.3	17:44:09.810
16		1:31.035	22.839	40.300	27.896	235.2	17:45:40.845
17		1:31.385	22.876	40.236	28.273	236.3	17:47:12.230
18		1:36.917 P	22.419	41.466	33.032	236.8	17:48:49.147
19		4:04.954	2:28.599	1:08.162	28.193	232.7	17:52:54.101
20		1:31.333	22.875	40.647	27.811	236.8	17:54:25.434
21		1:48.531 P	22.443	44.564	41.524	238.4	17:56:13.965





Red Bull Ring
International GT Open
Free Practice - 1
Tiempos Por Vuelta



27

1 Mario Plachutta Mercedes AMG GT3 - 2018
 PROAM 2 Thomas Jäger Lechner Racing AM

40

1 Christian Hook Mercedes AMG GT3 - 2020
 2 Manuel Lauck SPS Automotive Performance

Lap	D	Time	Sector 1	Sector 2	Sector 3	T. Spd	Elapsed	Lap	D	Time	Sector 1	Sector 2	Sector 3	T. Spd	Elapsed
1		17:16:58.554	17:15:47.801	41.415	29.338	229.2	17:16:58.554	1		17:21:07.555	17:19:57.487	41.853	28.215	225.9	17:21:07.555
2		1:32.758	23.072	40.967	28.719	232.7	17:18:31.312	2		1:31.493	22.885	40.818	27.790	230.7	17:22:39.048
3		1:35.662 P	22.737	40.878	32.047	235.8	17:20:06.974	3		1:30.927	22.732	40.487	27.708	231.7	17:24:09.975
4		2:33.735	1:25.397	40.333	28.005	233.7	17:22:40.709	4		1:30.769	22.670	40.565	27.534	231.7	17:25:40.744
5		1:30.498	22.426	40.167	27.905	237.8	17:24:11.207	5		1:37.206 P	22.637	42.277	32.292	231.7	17:27:17.950
6		1:30.891	22.334	40.521	28.036	238.4	17:25:42.098	6		3:15.284	2:04.219	42.663	28.402	199.6	17:30:33.234
7		1:30.291	22.428	39.968	27.895	237.8	17:27:12.389	7		1:30.498	22.666	40.418	27.414	233.2	17:32:03.732
8		1:30.466	22.443	40.231	27.792	236.8	17:28:42.855	8		1:30.843	22.605	40.282	27.956	233.7	17:33:34.575
9		1:35.134 P	22.466	40.409	32.259	237.3	17:30:17.989	9		1:31.171	22.862	40.768	27.541	230.7	17:35:05.746
10		6:29.460	5:20.527	40.947	27.986	187.5	17:36:47.449	10		1:29.974	22.451	40.188	27.335	233.7	17:36:35.720
11		1:31.064	22.670	40.162	28.232	235.8	17:38:18.513	11		1:35.461 P	22.426	40.064	32.971	232.7	17:38:11.181
12		1:30.265	22.416	39.970	27.879	237.3	17:39:48.778	12		3:42.903	2:33.728	41.329	27.846	227.8	17:41:54.084
13		1:30.436	22.492	40.122	27.822	236.3	17:41:19.214	13		1:32.170	22.971	41.320	27.879	230.7	17:43:26.254
14		1:31.141	22.461	40.330	28.350	237.3	17:42:50.355	14		1:31.353	22.762	40.969	27.622	230.7	17:44:57.607
15		2:12.833 P	29.804	45.194	57.835	181.8	17:45:03.188	15		1:30.852	22.710	40.511	27.631	231.7	17:46:28.459
16		4:24.772	3:15.852	40.844	28.076	229.2	17:49:27.960	16		1:30.829	22.731	40.567	27.531	231.7	17:47:59.288
17		1:30.988	22.575	40.348	28.065	235.2	17:50:58.948	17		1:31.011	22.633	40.770	27.608	233.2	17:49:30.299
18		1:32.690	22.571	41.967	28.152	235.8	17:52:31.638	18		1:32.547	22.684	42.024	27.839	232.7	17:51:02.846
19		1:30.416	22.469	40.164	27.783	235.8	17:54:02.054	19		1:33.381	22.674	42.788	27.919	232.2	17:52:36.227
20		1:36.177 P	22.500	39.988	33.689	236.3	17:55:38.231	20		1:31.038	22.672	40.644	27.722	232.7	17:54:07.265
21		1:38.355 P						21		22.638	40.508	35.209	232.7	17:55:45.620	

34

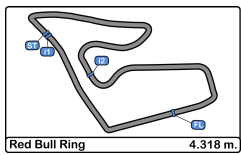
1 Salih Yoluc Aston Martin Vantage GT3
 PRO 2 Charlie Eastwood TF Sport

44

1 Florian Scholze Mercedes AMG GT3 - 2020
 AM 2 Jens Liebhauser GetSpeed Performance

Lap	D	Time	Sector 1	Sector 2	Sector 3	T. Spd	Elapsed	Lap	D	Time	Sector 1	Sector 2	Sector 3	T. Spd	Elapsed
1		17:21:37.464	17:20:29.092	40.620	27.752	233.2	17:21:37.464	1		17:17:38.998	17:16:28.592	41.796	28.610	228.8	17:17:38.998
2		1:30.701	22.372	40.290	28.039	237.3	17:23:08.165	2		1:32.217	22.839	41.174	28.204	235.8	17:19:11.215
3		1:38.312	22.646	45.505	30.161	237.8	17:24:46.477	3		1:31.348	22.594	40.643	28.111	236.3	17:20:42.563
4		1:29.937	22.362	40.103	27.472	237.3	17:26:16.414	4		1:36.670 P	22.540	40.721	33.409	237.3	17:22:19.233
5		1:29.581	22.190	40.078	27.313	237.8	17:27:45.995	5		2:32.411	1:24.088	40.364	27.959	232.7	17:24:51.644
6		1:29.968	22.307	40.166	27.495	238.4	17:29:15.963	6		1:30.113	22.386	40.111	27.616	236.8	17:26:21.757
7		1:29.920	22.288	40.128	27.504	237.3	17:30:45.883	7		1:29.725	22.258	39.988	27.479	237.3	17:27:51.482
8		1:29.869	22.325	40.116	27.428	237.3	17:32:15.752	8		1:30.835	22.319	40.622	27.894	237.3	17:29:22.317
9		1:29.757	22.251	40.064	27.442	237.8	17:33:45.509	9		1:29.778	22.134	40.041	27.603	237.8	17:30:52.095
10		1:29.389	22.201	39.816	27.372	237.8	17:35:14.898	10		1:29.879	22.147	40.041	27.691	238.4	17:32:21.974
11		1:30.181	22.234	40.419	27.528	238.9	17:36:45.079	11		1:35.930 P	22.253	40.055	33.622	237.8	17:33:57.904
12		1:36.285 P	22.305	39.954	34.026	238.4	17:39:53.242	12		2:59.878	1:51.124	40.575	28.179	229.7	17:36:57.782
13		2:29.566	1:18.022	41.638	29.906	219.9	17:42:22.808	13		1:30.895	22.877	40.265	27.753	235.2	17:38:28.677
14		1:31.763	22.339	40.024	29.400	238.4	17:43:54.571	14		1:30.563	22.440	40.360	27.763	237.3	17:39:59.240
15		1:29.010	22.246	39.704	27.060	238.9	17:45:23.581	15		1:39.514 P	22.465	41.072	35.977	235.2	17:41:38.754
16		1:35.698	23.790	42.080	29.828	193.5	17:46:59.279	16		2:12.942	1:04.621	40.689	27.632	231.7	17:43:51.696
17		1:29.643	22.183	39.735	27.725	237.8	17:48:28.922	17		1:30.911	22.823	40.197	27.891	235.2	17:45:22.607
18		1:29.031	22.188	39.681	27.162	238.4	17:49:57.953	18		1:30.098	22.284	40.186	27.628	235.8	17:46:52.705
19		1:28.954	22.169	39.558	27.227	238.4	17:51:26.907	19		1:29.991	22.387	40.101	27.503	236.3	17:48:22.696
20		1:28.998	22.144	39.604	27.250	238.9	17:52:55.905	20		1:29.980	22.465	40.030	27.485	236.3	17:49:52.676
21		1:29.818	22.151	39.989	27.678	240.0	17:54:25.723	21		1:29.978	22.443	39.940	27.595	235.8	17:51:22.654
22		1:45.273 P	22.305	42.313	40.655	241.0	17:56:10.996	22		1:29.958	22.368	40.084	27.506	235.8	17:52:52.612
23								23		1:30.026	22.385	40.150	27.491	235.8	17:54:22.638
24								24		1:47.671 P	22.480	41.712	43.479	236.8	17:56:10.309





Red Bull Ring
International GT Open
Free Practice - 1
Tiempos Por Vuelta



48

1 Stephane Ortelli
 PROAM
 2 Angelo Negro
 AF Corse / APM Monaco

Ferrari 488 GT3

69

1 Sam De Haan
 PROAM
 2 Callum Macleod
 Ram Racing
 Mercedes AMG GT3 - 2020

Lap	D	Time	Sector 1	Sector 2	Sector 3	T. Spd	Elapsed	Lap	D	Time	Sector 1	Sector 2	Sector 3	T. Spd	Elapsed
1		17:21:13.725	17:20:03.530	41.882	28.313	221.7	17:21:13.725	1		17:21:30.906	17:20:21.322	41.192	28.392	230.7	17:21:30.906
2		1:32.582	22.762	41.377	28.443	234.2	17:22:46.307	2		1:32.291	22.871	41.032	28.388	235.2	17:23:03.197
3		1:34.404	22.952	40.822	30.630	233.2	17:24:20.711	3		1:31.808	22.828	40.735	28.245	235.8	17:24:35.005
4		1:32.428	22.624	41.130	28.674	235.2	17:25:53.139	4		1:37.166 P	22.853	41.009	33.304	235.8	17:26:12.171
5		1:32.260	22.677	41.150	28.433	233.7	17:27:25.399	5		2:41.115	1:32.629	40.580	27.906	233.2	17:28:53.286
6		1:32.056	22.914	40.648	28.494	235.2	17:28:57.455	6		1:30.507	22.677	40.147	27.683	236.8	17:30:23.793
7		1:31.862	22.730	40.904	28.228	233.2	17:30:29.317	7		1:30.458	22.568	40.173	27.717	236.3	17:31:54.251
8		1:32.931	22.726	41.869	28.336	234.2	17:32:02.248	8		1:30.483	22.563	40.100	27.820	236.3	17:33:24.734
9		1:32.152	22.772	40.705	28.675	234.7	17:33:34.400	9		1:30.154	22.487	40.149	27.518	236.8	17:34:54.888
10		1:33.300	23.017	41.812	28.471	232.2	17:35:07.700	10		1:30.324	22.514	40.163	27.647	236.8	17:36:25.212
11		1:31.728	22.656	40.931	28.141	236.3	17:36:39.428	11		1:30.226	22.490	40.110	27.626	236.3	17:37:55.438
12		1:31.610	22.582	40.862	28.166	235.2	17:38:11.038	12		1:35.286 P	22.553	40.194	32.539	236.8	17:39:30.724
13		1:32.388	22.557	41.128	28.703	235.2	17:39:43.426	13		2:36.414	1:28.322	40.398	27.694	233.2	17:42:07.138
14		1:31.565	22.772	40.683	28.110	234.2	17:41:14.991	14		1:29.909	22.431	40.127	27.351	236.8	17:43:37.047
15		1:32.853	22.553	40.995	29.305	234.7	17:42:47.844	15		1:30.008	22.390	40.152	27.466	236.8	17:45:07.055
16		1:32.186	22.885	40.656	28.645	235.2	17:44:20.030	16		1:30.254	22.444	40.255	27.555	236.8	17:46:37.309
17		1:31.663	22.629	40.769	28.265	234.7	17:45:51.693	17		1:30.209	22.368	39.913	27.928	237.3	17:48:07.518
18		1:33.079	22.913	41.519	28.647	235.2	17:47:24.772	18		1:30.439	22.463	40.251	27.725	237.3	17:49:37.957
19		1:33.322	24.001	40.907	28.414	233.7	17:48:58.094	19		1:35.553 P	22.443	40.505	32.605	237.3	17:51:13.510
20		1:31.509	22.742	40.861	27.906	235.2	17:50:29.603	20		2:40.683 P	1:27.285	40.965	32.433	233.2	17:53:54.193
21		1:31.246	22.506	40.734	28.006	235.2	17:52:00.849								
22		1:31.392	22.652	41.073	27.667	234.7	17:53:32.241								
23		1:31.149	22.278	40.848	28.023	235.2	17:55:03.390								
24		1:37.619 P	23.517	40.695	33.407	233.2	17:56:41.009								

59

1 Miguel Ramos
 PRO
 2 Henrique Chaves
 Teo Martin Motorsport

McLaren 720 S GT3

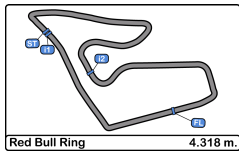
Lap	D	Time	Sector 1	Sector 2	Sector 3	T. Spd	Elapsed
1		17:20:38.452	17:19:25.162	41.802	31.488	218.6	17:20:38.452
2		1:32.200	22.707	40.881	28.612	234.7	17:22:10.652
3		1:31.443	22.525	40.466	28.452	236.3	17:23:42.095
4		1:31.008	22.499	40.351	28.158	236.8	17:25:13.103
5		1:30.713	22.497	40.242	27.974	235.8	17:26:43.816
6		1:30.744	22.432	40.207	28.105	236.3	17:28:14.560
7		1:42.820 P	22.513	40.209	40.098	235.8	17:29:57.380
8		7:18.138	6:08.388	40.797	28.953	231.2	17:37:15.518
9		1:30.206	22.632	39.874	27.700	234.2	17:38:45.724
10		1:29.923	22.475	39.838	27.610	235.8	17:40:15.647
11		1:30.023	22.435	39.897	27.691	236.3	17:41:45.670
12		1:43.054 P	22.511	40.871	39.672	236.3	17:43:28.724
13		5:36.786	4:24.856	42.415	29.515	217.3	17:49:05.510
14		1:33.946	22.547	42.761	28.638	236.3	17:50:39.456
15		1:30.293	22.465	39.969	27.859	236.3	17:52:09.749
16		1:30.278	22.373	40.097	27.808	236.3	17:53:40.027
17		1:30.400	22.581	39.915	27.904	236.3	17:55:10.427
18		1:54.549 P	23.585	44.721	46.243	191.1	17:57:04.976

72

1 Nick Moss
 PROAM
 2 Joe Osborne
 Optimum Motorsport

Lap	D	Time	Sector 1	Sector 2	Sector 3	T. Spd	Elapsed
1		17:23:07.820	17:21:58.714	40.929	28.177	233.2	17:23:07.820
2		1:30.603	22.521	40.344	27.738	238.9	17:24:38.423
3		1:30.937	22.457	40.622	27.858	239.4	17:26:09.360
4		1:30.017	22.401	40.030	27.586	238.9	17:27:39.377
5		1:30.693	22.404	40.587	27.702	240.5	17:29:10.070
6		1:39.942 P	22.314	40.238	37.390	240.0	17:30:50.012
7		4:08.647	2:59.665	40.589	28.393	236.8	17:34:58.659
8		1:30.390	22.387	40.363	27.640	240.5	17:36:29.049
9		1:37.133 P	22.429	40.297	34.407	238.9	17:38:06.182
10		3:31.134	2:18.360	44.146	28.628	235.8	17:41:37.316
11		1:30.237	22.457	40.188	27.592	237.8	17:43:07.553
12		1:29.621	22.180	39.970	27.471	238.4	17:44:37.174
13		1:29.982	22.245	40.179	27.558	238.9	17:46:07.156
14		1:29.908	22.361	40.053	27.494	238.9	17:47:37.064
15		1:29.514	22.216	39.875	27.423	238.9	17:49:06.578
16		1:29.747	22.254	39.992	27.501	240.0	17:50:36.325
17		1:29.589	22.187	39.850	27.552	239.4	17:52:05.914
18		1:29.478	22.106	39.996	27.376	239.4	17:53:35.392
19		1:39.525 P	22.743	41.907	34.875	237.8	17:55:14.917





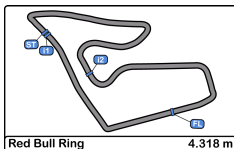
Red Bull Ring
International GT Open
Free Practice - 1
Tiempos Por Vuelta



88 1 Patryk Krupinski Mercedes AMG GT3 - 2016
 PROAM 2 Christian Klien JP Motorsport

Lap	D	Time	Sector 1	Sector 2	Sector 3	T. Spd	Elapsed
1		17:20:57.023	17:19:47.052	41.474	28.497	227.8	17:20:57.023
2		1:31.572	22.780	40.845	27.947	233.7	17:22:28.595
3		1:31.449	22.921	40.576	27.952	233.7	17:24:00.044
4		1:31.268	22.585	40.806	27.877	233.7	17:25:31.312
5		1:31.104	22.567	40.665	27.872	234.2	17:27:02.416
6		1:31.450	22.607	40.791	28.052	233.7	17:28:33.866
7		1:31.367	22.569	40.682	28.116	235.2	17:30:05.233
8		1:30.957	22.546	40.608	27.803	234.2	17:31:36.190
9		1:31.611	22.675	40.854	28.082	234.7	17:33:07.801
10		1:37.404 P	22.617	40.564	34.223	234.2	17:34:45.205
11		2:57.080	1:49.141	40.073	27.866	231.2	17:37:42.285
12		1:30.273	22.548	40.133	27.592	233.2	17:39:12.558
13		1:30.072	22.475	40.195	27.402	233.7	17:40:42.630
14		1:29.961	22.376	40.114	27.471	235.2	17:42:12.591
15		1:30.340	22.300	40.374	27.666	235.2	17:43:42.931
16		1:30.569	22.419	40.546	27.604	235.2	17:45:13.500
17		1:37.479 P	22.440	41.504	33.535	234.2	17:46:50.979
18		2:49.293	1:39.445	40.401	29.447	230.7	17:49:40.272
19		1:30.454	22.384	40.457	27.613	235.2	17:51:10.726
20		1:31.397	22.379	41.181	27.837	234.7	17:52:42.123
21		1:30.323	22.281	40.268	27.774	235.8	17:54:12.446
22		1:36.704 P	22.297	40.538	33.869	235.8	17:55:49.150



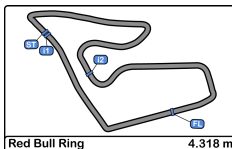


Red Bull Ring
International GT Open
Free Practice - 1
Mejores Sectores



Sector - 1				Sector - 2				Sector - 3				Ideal Lap vs Best Lap				
Clas	Nº	Driver	Time	Nº	Driver	Time	Nº	Driver	Time	Clas	Nº	Driver	Ideal Lap	Best Lap	Clas	
1	72	Moss - Osborne	22.106	34	Yoluc - Eastwood	39.558	34	Yoluc - Eastwood	27.060	1	34	Yoluc - Eastwood	1:28.762	1:28.954	1	
2	44	Scholze - Liebhauser	22.134	16	Hahn - Rueda	39.642	40	Hook - Lauck	27.335	2	72	Moss - Osborne	1:29.332	1:29.478	2	
3	34	Yoluc - Eastwood	22.144	7	Iribe - Millroy	39.702	69	De Haan - Macleod	27.351	3	16	Hahn - Rueda	1:29.350	1:29.542	3	
4	16	Hahn - Rueda	22.260	59	Ramos - Chaves	39.838	72	Moss - Osborne	27.376	4	7	Iribe - Millroy	1:29.487	1:29.815	5	
5	48	Ortelli - Negro	22.278	72	Moss - Osborne	39.850	88	Krupinski - Klien	27.402	5	44	Scholze - Liebhauser	1:29.553	1:29.725	4	
6	88	Krupinski - Klien	22.281	69	De Haan - Macleod	39.913	16	Hahn - Rueda	27.448	6	69	De Haan - Macleod	1:29.632	1:29.909	6	
7	7	Iribe - Millroy	22.283	44	Scholze - Liebhauser	39.940	44	Scholze - Liebhauser	27.479	7	88	Krupinski - Klien	1:29.756	1:29.961	8	
8	27	Plachutta - Jäger	22.334	27	Plachutta - Jäger	39.968	7	Iribe - Millroy	27.502	8	59	Ramos - Chaves	1:29.821	1:29.923	7	
9	69	De Haan - Macleod	22.368	40	Hook - Lauck	40.064	13	Nesov - Moiseev	27.569	9	40	Hook - Lauck	1:29.825	1:29.974	9	
10	59	Ramos - Chaves	22.373	88	Krupinski - Klien	40.073	59	Ramos - Chaves	27.610	10	27	Plachutta - Jäger	1:30.085	1:30.265	10	
11	13	Nesov - Moiseev	22.402	22	Niki Leutwiler	40.236	48	Ortelli - Negro	27.667	11	13	Nesov - Moiseev	1:30.311	1:30.558	11	
12	22	Niki Leutwiler	22.419	13	Nesov - Moiseev	40.340	27	Plachutta - Jäger	27.783	12	22	Niki Leutwiler	1:30.466	1:31.035	12	
13	40	Hook - Lauck	22.426	48	Ortelli - Negro	40.648	22	Niki Leutwiler	27.811	13	48	Ortelli - Negro	1:30.593	1:31.149	13	



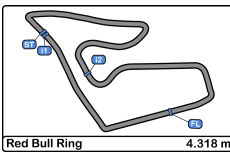


Red Bull Ring
International GT Open
Free Practice - 1
5 Mejores Tiempos



Cl	Nº	Entrant/Team	Nat	Driver 1	Nat	Status	Driver 2	Nat	Status	Vehicle	Cat	Cl	Best 1		Best 2		Best 3		Best 4		Best 5	
													Time	Lap	Time	Lap	Time	Lap	Time	Lap	Time	Lap
1	34	TF Sport		Salih Yoluc			Charlie Eastwood			Aston Martin Vantage GT3	PRO	1	1:28.954	20	1:28.998	21	1:29.010	16	1:29.031	19	1:29.389	10
2	72	Optimum Motorsport		Nick Moss			Joe Osborne			McLaren 720 S GT3	PROAM	1	1:29.478	18	1:29.514	15	1:29.589	17	1:29.621	12	1:29.747	16
3	16	Teo Martín Motorsport		Marcelo Hahn			Fran Rueda			McLaren 720 S GT3	PROAM	2	1:29.542	19	1:29.552	18	1:29.878	15	1:30.286	10	1:30.625	8
4	44	GetSpeed Performance		Florian Scholze			Jens Liebhauser			Mercedes AMG GT3 - 2020	AM	1	1:29.725	7	1:29.778	9	1:29.879	10	1:29.958	22	1:29.978	21
5	7	Optimum Motorsport		Brendan Iribe			Ollie Millroy			McLaren 720 S GT3	PROAM	3	1:29.815	10	1:30.006	12	1:30.018	14	1:30.249	13	1:30.473	15
6	69	Ram Racing		Sam De Haan			Callum Macleod			Mercedes AMG GT3 - 2020	PROAM	4	1:29.909	14	1:30.008	15	1:30.154	9	1:30.209	17	1:30.226	11
7	59	Teo Martín Motorsport		Miguel Ramos			Henrique Chaves			McLaren 720 S GT3	PRO	2	1:29.923	10	1:30.023	11	1:30.206	9	1:30.278	16	1:30.293	15
8	88	JP Motorsport		Patryk Krupinski			Christian Klien			Mercedes AMG GT3 - 2016	PROAM	5	1:29.961	14	1:30.072	13	1:30.273	12	1:30.323	21	1:30.340	15
9	40	SPS Automotive Performance		Christian Hook			Manuel Lauck			Mercedes AMG GT3 - 2020	AM	2	1:29.974	10	1:30.498	7	1:30.769	4	1:30.829	16	1:30.843	8
10	27	Lechner Racing		Mario Plachutta			Thomas Jäger			Mercedes AMG GT3 - 2018	PROAM	6	1:30.265	12	1:30.291	7	1:30.416	19	1:30.436	13	1:30.466	8
11	13	AKM Motorsport		Alexey Nesov			Alexander Moiseev			Mercedes AMG GT3 - 2020	AM	3	1:30.558	4	1:30.980	5	1:30.985	3	1:31.065	18	1:31.150	11
12	22	PZ Oberer Zürichsee by TFT		Niki Leutwiler						Porsche GT3-R	AM	4	1:31.035	16	1:31.333	20	1:31.385	17	1:31.432	14	1:31.542	10
13	48	AF Corse / APM Monaco		Stephane Ortelli			Angelo Negro			Ferrari 488 GT3	PROAM	7	1:31.149	23	1:31.246	21	1:31.392	22	1:31.509	20	1:31.565	14



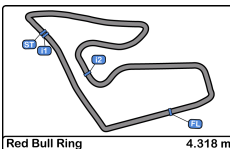


Red Bull Ring
International GT Open
Free Practice - 1
5 Mejores Velocidades



Cl	Nº	Entrant/Team	Nat	Driver 1	Nat	Driver 2	Nat	Vehicle	Cat	Cl	Top 1		Top 2		Top 3		Top 4		Top 5		Avg
											Km/h	Lap	Km/h	Lap	Km/h	Lap	Km/h	Lap	Km/h	Lap	
1	34	TF Sport		Salih Yoluc		Charlie Eastwood		Aston Martin Vantage GT3	PRO	1	241.0	23	240.0	22	238.9	11	238.9	16	238.9	21	239.5
2	72	Optimum Motorsport		Nick Moss		Joe Osborne		McLaren 720 S GT3	PROAM	1	240.5	5	240.5	8	240.0	6	240.0	16	239.4	3	240.1
3	7	Optimum Motorsport		Brendan Iribe		Ollie Millroy		McLaren 720 S GT3	PROAM	2	240.0	14	239.4	6	239.4	10	239.4	13	238.9	4	239.4
4	16	Teo Martín Motorsport		Marcelo Hahn		Fran Rueda		McLaren 720 S GT3	PROAM	3	238.9	4	238.9	5	238.9	10	238.4	6	238.4	11	238.7
5	22	PZ Oberer Zürichsee by TFT		Niki Leutwiler				Porsche GT3-R	AM	1	238.4	10	238.4	12	238.4	21	237.3	8	237.3	11	237.9
6	27	Lechner Racing		Mario Plachutta		Thomas Jäger		Mercedes AMG GT3 - 2018	PROAM	4	238.4	6	237.8	5	237.8	7	237.3	9	237.3	12	237.7
7	44	GetSpeed Performance		Florian Scholze		Jens Liebhauser		Mercedes AMG GT3 - 2020	AM	2	238.4	10	237.8	9	237.8	11	237.3	4	237.3	7	237.7
8	69	Ram Racing		Sam De Haan		Callum Macleod		Mercedes AMG GT3 - 2020	PROAM	5	237.3	17	237.3	18	237.3	19	236.8	6	236.8	9	237.1
9	59	Teo Martín Motorsport		Miguel Ramos		Henrique Chaves		McLaren 720 S GT3	PRO	2	236.8	4	236.3	3	236.3	6	236.3	11	236.3	12	236.4
10	48	AF Corse / APM Monaco		Stephane Ortelli		Angelo Negro		Ferrari 488 GT3	PROAM	6	236.3	11	235.2	4	235.2	6	235.2	12	235.2	13	235.5
11	88	JP Motorsport		Patryk Krupinski		Christian Klien		Mercedes AMG GT3 - 2016	PROAM	7	235.8	21	235.8	22	235.2	7	235.2	14	235.2	15	235.4
12	13	AKM Motorsport		Alexey Nesov		Alexander Moiseev		Mercedes AMG GT3 - 2020	AM	3	235.2	5	234.7	10	234.7	11	234.2	4	234.2	18	234.6
13	40	SPS Automotive Performance		Christian Hook		Manuel Lauck		Mercedes AMG GT3 - 2020	AM	4	233.7	8	233.7	10	233.2	7	233.2	17	232.7	11	233.3



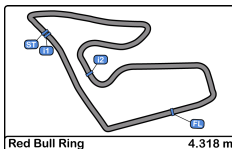


Red Bull Ring
International GT Open
Free Practice - 1
Secuencia Vueltas Rápidas



Lap	Time of Day	Session Time	Nº	Entrant/Team	Nat	Driver 1	Nat	Driver 2	Nat	Vehicle	Cat	Time	Km/h
2	17:18:31.312	3:31.312	27	Lechner Racing	AUT	Mario Plachutta	AUT	Thomas Jäger	DEU	Mercedes AMG GT3 - 2018	PROAM	1:32.758	167.5
2	17:19:11.215	4:11.215	44	GetSpeed Performance	DEU	Florian Scholze	DEU	Jens Liebhauser	DEU	Mercedes AMG GT3 - 2020	AM	1:32.217	168.5
2	17:19:47.320	4:47.320	13	AKM Motorsport	SMR	Alexey Nesov	RUS	Alexander Moiseev	RUS	Mercedes AMG GT3 - 2020	AM	1:31.426	170.0
3	17:20:42.563	5:42.563	44	GetSpeed Performance	DEU	Florian Scholze	DEU	Jens Liebhauser	DEU	Mercedes AMG GT3 - 2020	AM	1:31.348	170.1
3	17:21:18.305	6:18.305	13	AKM Motorsport	SMR	Alexey Nesov	RUS	Alexander Moiseev	RUS	Mercedes AMG GT3 - 2020	AM	1:30.985	170.8
4	17:22:48.863	7:48.863	13	AKM Motorsport	SMR	Alexey Nesov	RUS	Alexander Moiseev	RUS	Mercedes AMG GT3 - 2020	AM	1:30.558	171.6
5	17:24:11.207	9:11.207	27	Lechner Racing	AUT	Mario Plachutta	AUT	Thomas Jäger	DEU	Mercedes AMG GT3 - 2018	PROAM	1:30.498	171.7
4	17:26:16.414	11:16.414	34	TF Sport	GBR	Salih Yoluc	TUR	Charlie Eastwood	IRL	Aston Martin Vantage GT3	PRO	1:29.937	172.8
5	17:27:45.995	12:45.995	34	TF Sport	GBR	Salih Yoluc	TUR	Charlie Eastwood	IRL	Aston Martin Vantage GT3	PRO	1:29.581	173.5
10	17:35:14.898	20:14.898	34	TF Sport	GBR	Salih Yoluc	TUR	Charlie Eastwood	IRL	Aston Martin Vantage GT3	PRO	1:29.389	173.9
16	17:45:23.581	30:23.581	34	TF Sport	GBR	Salih Yoluc	TUR	Charlie Eastwood	IRL	Aston Martin Vantage GT3	PRO	1:29.010	174.6
20	17:51:26.907	36:26.907	34	TF Sport	GBR	Salih Yoluc	TUR	Charlie Eastwood	IRL	Aston Martin Vantage GT3	PRO	1:28.954	174.7



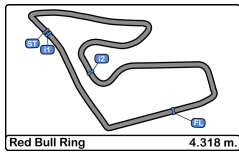


Red Bull Ring
International GT Open
Free Practice - 1
Mejor Maxima Velocidad del Evento



Nº	Entrant/Team	Nat	Driver 1	Nat	Driver 2	Nat	Vehicle	Cat	Km/h	Session
24	Reiter Engineering	DEU	Patric Niederhauser	CHE	Stefan Rosina	SVK	KTM X-Bow GTX Concept	PRO	244.8	Private test
34	TF Sport	GBR	Salih Yoluc	TUR	Charlie Eastwood	IRL	Aston Martin Vantage GT3	PRO	242.1	Private test
7	Optimum Motorsport	GBR	Brendan Iribe	USA	Ollie Millroy	GBR	McLaren 720 S GT3	PROAM	241.0	Private test
16	Teo Martín Motorsport	ESP	Marcelo Hahn	BRA	Fran Rueda	ESP	McLaren 720 S GT3	PROAM	241.0	Private test
72	Optimum Motorsport	GBR	Nick Moss	GBR	Joe Osborne	GBR	McLaren 720 S GT3	PROAM	240.5	Private test
57	Teo Martín Motorsport	ESP	Bar Baruch	ISR			McLaren 720 S GT3	PROAM	238.9	Private test
27	Lechner Racing	AUT	Mario Plachutta	AUT	Thomas Jäger	DEU	Mercedes AMG GT3 - 2018	PROAM	238.9	Private test
69	Ram Racing	GBR	Sam De Haan	GBR	Callum Macleod	GBR	Mercedes AMG GT3 - 2020	PROAM	238.4	Private test
44	GetSpeed Performance	DEU	Florian Scholze	DEU	Jens Liebhauser	DEU	Mercedes AMG GT3 - 2020	AM	238.4	Free Practice - 1
22	PZ Oberer Zürichsee by TFT	CHE	Niki Leutwiler	CHE			Porsche GT3-R	AM	238.4	Free Practice - 1
48	AF Corse / APM Monaco	ITA	Stephane Ortelli	MCO	Angelo Negro	ITA	Ferrari 488 GT3	PROAM	237.8	Private test
17	AF Corse / APM Monaco	ITA	Louis Prette	MCO	Vincent Abril	MCO	Ferrari 488 GT3	PRO	237.8	Private test
59	Teo Martín Motorsport	ESP	Miguel Ramos	PRT	Henrique Chaves	PRT	McLaren 720 S GT3	PRO	237.8	Private test
88	JP Motorsport	POL	Patryk Krupinski	POL	Christian Klien	AUT	Mercedes AMG GT3 - 2016	PROAM	236.8	Private test
13	AKM Motorsport	SMR	Alexey Nesov	RUS	Alexander Moiseev	RUS	Mercedes AMG GT3 - 2020	AM	235.2	Free Practice - 1
40	SPS Automotive Performance	DEU	Christian Hook	DEU	Manuel Lauck	DEU	Mercedes AMG GT3 - 2020	AM	234.7	Private test





Red Bull Ring
International GT Open
Free Practice - 1
Tiempos Parada en Pit



7 Brendan Iribe PROAM Optimum Motorsport
 Ollie Millroy McLaren 720 S GT3

Nr.	In Day Time	In Time	Out Time	Pit Time	T. Pit Time	Handicap	Penalty
1	17:35:53.496	17:35:53.496	17:41:14.658	5:21.162	5:21.162		

13 Alexey Nesov AM AKM Motorsport
 Alexander Moiseev Mercedes AMG GT3 - 2020

Nr.	In Day Time	In Time	Out Time	Pit Time	T. Pit Time	Handicap	Penalty
1	17:25:51.723	17:25:51.723	17:28:15.645	2:23.922	2:23.922		
2	17:37:27.558	17:37:27.558	17:39:23.521	1:55.963	4:19.885		

16 Marcelo Hahn PROAM Teo Martín Motorsport
 Fran Rueda McLaren 720 S GT3

Nr.	In Day Time	In Time	Out Time	Pit Time	T. Pit Time	Handicap	Penalty
1	17:29:04.794	17:29:04.794	17:31:10.505	2:05.711	2:05.711		
2	17:41:55.562	17:41:55.562	17:45:48.510	3:52.948	5:58.659		

22 Niki Leutwiler AM PZ Oberer Zürichsee by TFT
 Porsche GT3-R

Nr.	In Day Time	In Time	Out Time	Pit Time	T. Pit Time	Handicap	Penalty
1	17:25:28.689	17:25:28.689	17:27:46.037	2:17.348	2:17.348		
2	17:37:00.231	17:37:00.231	17:39:36.091	2:35.860	4:53.208		
3	17:48:44.406	17:48:44.406	17:50:56.109	2:11.703	7:04.911		

27 Mario Plachutta PROAM Lechner Racing
 Thomas Jäger Mercedes AMG GT3 - 2018

Nr.	In Day Time	In Time	Out Time	Pit Time	T. Pit Time	Handicap	Penalty
1	17:20:02.816	17:20:02.816	17:21:10.987	1:08.171	1:08.171		
2	17:30:13.080	17:30:13.080	17:35:14.553	5:01.473	6:09.644		
3	17:44:58.319	17:44:58.319	17:47:56.235	2:57.916	9:07.560		

34 Saiih Yoluc PRO TF Sport
 Charlie Eastwood Aston Martin Vantage GT3

Nr.	In Day Time	In Time	Out Time	Pit Time	T. Pit Time	Handicap	Penalty
1	17:39:48.709	17:39:48.709	17:40:48.614	59.905	59.905		

40 Christian Hook AM SPS Automotive Performance
 Manuel Lauck Mercedes AMG GT3 - 2020

Nr.	In Day Time	In Time	Out Time	Pit Time	T. Pit Time	Handicap	Penalty
1	17:27:13.297	17:27:13.297	17:29:00.140	1:46.843	1:46.843		
2	17:38:06.467	17:38:06.467	17:40:22.929	2:16.462	4:03.305		

44 Florian Scholze AM GetSpeed Performance
 Jens Liebhauser Mercedes AMG GT3 - 2020

Nr.	In Day Time	In Time	Out Time	Pit Time	T. Pit Time	Handicap	Penalty
1	17:22:14.523	17:22:14.523	17:23:21.620	1:07.097	1:07.097		
2	17:33:52.794	17:33:52.794	17:35:24.528	1:31.734	2:38.831		
3	17:41:34.122	17:41:34.122	17:42:21.666	47.544	3:26.375		

59 Miguel Ramos PRO Teo Martín Motorsport
 Henrique Chaves McLaren 720 S GT3

Nr.	In Day Time	In Time	Out Time	Pit Time	T. Pit Time	Handicap	Penalty
1	17:29:51.384	17:29:51.384	17:35:40.848	5:49.464	5:49.464		
2	17:43:22.785	17:43:22.785	17:47:27.761	4:04.976	9:54.440		

69 Sam De Haan PROAM Ram Racing
 Callum Macleod Mercedes AMG GT3 - 2020

Nr.	In Day Time	In Time	Out Time	Pit Time	T. Pit Time	Handicap	Penalty
1	17:26:07.521	17:26:07.521	17:27:23.664	1:16.143	1:16.143		
2	17:39:26.101	17:39:26.101	17:40:38.134	1:12.033	2:28.176		
3	17:51:08.886	17:51:08.886	17:52:19.646	1:10.760	3:38.936		

72 Nick Moss PROAM Optimum Motorsport
 Joe Osborne McLaren 720 S GT3

Nr.	In Day Time	In Time	Out Time	Pit Time	T. Pit Time	Handicap	Penalty
1	17:30:45.289	17:30:45.289	17:33:27.883	2:42.594	2:42.594		
2	17:38:01.381	17:38:01.381	17:40:02.458	2:01.077	4:43.671		

88 Patryk Krupinski PROAM JP Motorsport
 Christian Klien Mercedes AMG GT3 - 2016

Nr.	In Day Time	In Time	Out Time	Pit Time	T. Pit Time	Handicap	Penalty
1	17:34:40.088	17:34:40.088	17:36:13.244	1:33.156	1:33.156		
2	17:46:46.267	17:46:46.267	17:48:09.344	1:23.077	2:56.233		

