


Paul Ricard
International GT Open
Free Practice - 1
Provisional Results



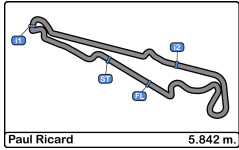
Cls	Nº	Entrant/Team	Nat	Driver 1	Nat	Driver 2	Nat	Vehicle	Cat	Cls	Laps	Best	Time	Gap	Interval	Km/h
1	59	Teo Martín Motorsport	ESP	Miguel Ramos	PRT	Henrique Chaves	PRT	McLaren 720 s	PRO	1	15	13	2:01.461			172.5
2	34	TF Sport	GBR	Salih Yoluc	TUR	Charlie Eastwood	IRL	Aston Martin	PRO	2	15	8	2:02.583	1.122	1.122	170.9
3	13	AKM Motorsport	GBR	Alexander Moiseev	RUS	Alexey Nesov	RUS	Mercedes AMG GT3 - 2020	AM	1	15	6	2:02.631	1.170	0.048	170.9
4	16	Teo Martín Motorsport	ESP	Marcelo Hahn	BRA	Christian M. Hahn	BRA	McLaren 720 s	PROAM	1	17	7	2:02.652	1.191	0.021	170.8
5	44	GetSpeed Performance	DEU	Florian Scholze	DEU	Jens Liebhauser	DEU	Mercedes AMG GT3 - 2020	AM	2	18	14	2:02.977	1.516	0.325	170.4
6	88	JP Motorsport	POL	Patryk Krupinski	POL	Christian Klien	AUT	Mercedes AMG GT3 - 2016	PROAM	2	17	15	2:03.169	1.708	0.192	170.1
7	72	Optimum Motorsport	GBR	Nick Moss	GBR	Joe Osborne	GBR	McLaren 720 S GT3	PROAM	3	17	14	2:03.525	2.064	0.356	169.6
8	22	PZ Oberer Zürichsee by TFT	CHE	Niki Leutwiler	CHE			Porsche GT3-R	AM	3	15	14	2:03.556	2.095	0.031	169.6
9	7	Optimum Motorsport	GBR	Brendan Iribe	USA	Ollie Millroy	GBR	McLaren 720 S GT3	PROAM	4	13	13	2:03.576	2.115	0.020	169.6
10	20	SPS Automotive Performance	DEU	Valentin Pierburg	DEU	Christian Hook	DEU	Mercedes AMG GT3 - 2020	AM	4	17	8	2:03.651	2.190	0.075	169.5
11	48	AF Corse / APM Monaco	ITA	Stéphane Ortelli	MCO	Angelo Negro	ITA	Ferrari 488 GT3	PROAM	5	16	16	2:05.732	4.271	2.081	166.6

Published at:.....

Track Temp: 49.8 °C Air Temp: 29.2 °C Humidity: 44 % Track Status: DRY

Stewards:	Race Director:	Timekeeper: 
------------------	-----------------------	--






Paul Ricard
International GT Open
Free Practice - 1
Provisional Results by Class



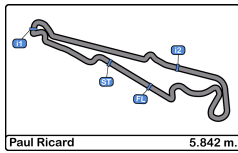
Cls	Nº	Entrant/Team	Nat	Driver 1	Nat	Driver 2	Nat	Vehicle	Cat	Cls	Laps	Best	Time	Gap	Interval	Km/h
PRO																
1	59	Teo Martín Motorsport	ESP	Miguel Ramos	PRT	Henrique Chaves	PRT	McLaren 720 s	PRO	1	15	13	2:01.461			172.5
2	34	TF Sport	GBR	Salih Yoluc	TUR	Charlie Eastwood	IRL	Aston Martin	PRO	2	15	8	2:02.583	1.122	1.122	170.9
PROAM																
1	16	Teo Martín Motorsport	ESP	Marcelo Hahn	BRA	Christian M. Hahn	BRA	McLaren 720 s	PROAM	1	17	7	2:02.652			170.8
2	88	JP Motorsport	POL	Patryk Krupinski	POL	Christian Klien	AUT	Mercedes AMG GT3 - 2016	PROAM	2	17	15	2:03.169	0.517	0.517	170.1
3	72	Optimum Motorsport	GBR	Nick Moss	GBR	Joe Osborne	GBR	McLaren 720 S GT3	PROAM	3	17	14	2:03.525	0.873	0.356	169.6
4	7	Optimum Motorsport	GBR	Brendan Iribe	USA	Ollie Millroy	GBR	McLaren 720 S GT3	PROAM	4	13	13	2:03.576	0.924	0.051	169.6
5	48	AF Corse / APM Monaco	ITA	Stephane Ortelli	MCO	Angelo Negro	ITA	Ferrari 488 GT3	PROAM	5	16	16	2:05.732	3.080	2.156	166.6
AM																
1	13	AKM Motorsport	BLR	Alexander Moiseev	RUS	Alexey Nesov	RUS	Mercedes AMG GT3 - 2020	AM	1	15	6	2:02.631			170.9
2	44	GetSpeed Performance	DEU	Florian Scholze	DEU	Jens Liebhauser	DEU	Mercedes AMG GT3 - 2020	AM	2	18	14	2:02.977	0.346	0.346	170.4
3	22	PZ Oberer Zürichsee by TFT	CHE	Niki Leutwiler	CHE			Porsche GT3-R	AM	3	15	14	2:03.556	0.925	0.579	169.6
4	20	SPS Automotive Performance	DEU	Valentin Pierburg	DEU	Christian Hook	DEU	Mercedes AMG GT3 - 2020	AM	4	17	8	2:03.651	1.020	0.095	169.5

Published at:.....

Track Temp: 49.8 °C Air Temp: 29.2 °C Humidity: 44 % Track Status: DRY

Stewards:	Race Director:	Timekeeper: 
------------------	-----------------------	--





Paul Ricard
International GT Open
Free Practice - 1
Lap Analysis



7 1 Brendan Iribe McLaren 720 S GT3 **20** 1 Valentin Pierburg Mercedes AMG GT3 - 2020
 PROAM 2 Ollie Millroy Optimum Motorsport AM 2 Christian Hook SPS Automotive Performance

Lap D	Time	Sector 1	Sector 2	Sector 3	T. Spd	Elapsed	Lap D	Time	Sector 1	Sector 2	Sector 3	T. Spd	Elapsed
1	17:24:40.743	17:23:07.695	39.126	53.922	125.4	17:24:40.743	1	17:22:28.579	17:20:55.948	38.916	53.715	122.1	17:22:28.579
2	2:05.027	34.108	37.478	53.441	244.3	17:26:45.770	2	2:54.212 P	34.085	37.760	1:42.367	241.6	17:25:22.791
3	2:06.217	34.765	37.864	53.588	245.4	17:28:51.987	3	2:28.900	53.529	39.967	55.404	136.8	17:27:51.691
4	2:04.477	34.463	37.408	52.606	245.4	17:30:56.464	4	2:03.971	33.846	37.689	52.436	240.5	17:29:55.662
5	2:05.140	34.445	37.365	53.330	245.4	17:33:01.604	5	2:09.471	34.784	38.035	56.652	241.6	17:32:05.133
6	2:04.863	34.078	37.251	53.534	246.0	17:35:06.467	6	2:11.765	34.886	39.445	57.434	241.6	17:34:16.898
7	2:04.646	34.304	37.519	52.823	246.5	17:37:11.113	7	2:03.858	33.769	37.662	52.427	241.0	17:36:20.756
8	11:05.108 P	34.765	37.250	9:53.093	247.1	17:48:16.221	8	2:03.651	33.752	37.511	52.388	241.0	17:38:24.407
9	2:21.602	49.828	37.902	53.872	142.6	17:50:37.823	9	5:11.884 P	34.025	39.265	3:58.594	240.5	17:43:36.291
10	2:03.860	34.072	37.571	52.217	244.8	17:52:41.683	10	3:19.978 P	54.770	40.177	1:45.031	146.1	17:46:56.269
11	2:03.780	33.811	37.134	52.835	245.4	17:54:45.463	11	2:25.104	50.075	38.872	56.157	149.3	17:49:21.373
12	2:04.380	34.075	37.511	52.794	246.5	17:56:49.843	12	2:04.286	33.936	37.637	52.713	242.1	17:51:25.659
13	2:03.576	33.568	37.253	52.755	246.5	17:58:53.419	13	2:05.745	34.853	38.067	52.825	242.6	17:53:31.404
14		34.133	37.196		246.0		14	2:04.362	33.897	37.512	52.953	242.6	17:55:35.766

13 1 Alexander Moiseev Mercedes AMG GT3 - 2020
 AM 2 Alexey Nesov AKM Motorsport

Lap D	Time	Sector 1	Sector 2	Sector 3	T. Spd	Elapsed	Lap D	Time	Sector 1	Sector 2	Sector 3	T. Spd	Elapsed
1	17:27:54.608 P			17:27:54.608		17:27:54.608	15	2:03.870	33.817	37.588	52.465	242.1	17:57:39.636
2	2:26.061	54.014	38.977	53.070	139.7	17:30:20.669	16	2:03.730	33.741	37.440	52.549	243.2	17:59:43.366
3	2:04.216	34.022	37.345	52.849	242.1	17:32:24.885	17	2:03.842	33.695	37.369	52.778	242.6	18:01:47.208
4	2:03.549	33.921	37.346	52.282	243.7	17:34:28.434	18		35.466	39.729		242.1	

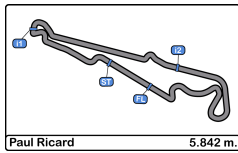
22 1 Niki Leutwiler Porsche GT3-R
 AM 2 PZ Oberer Zürichsee by TFT

Lap D	Time	Sector 1	Sector 2	Sector 3	T. Spd	Elapsed	Lap D	Time	Sector 1	Sector 2	Sector 3	T. Spd	Elapsed
1	17:25:25.590	17:23:46.319	43.198	56.073	105.4	17:25:25.590	1	17:25:25.590	17:23:46.319	43.198	56.073	105.4	17:25:25.590
2	2:07.429	35.252	38.389	53.788	241.6	17:27:33.019	2	2:07.429	35.252	38.389	53.788	241.6	17:27:33.019
3	2:05.545	34.730	37.941	52.874	242.1	17:29:38.564	3	2:05.545	34.730	37.941	52.874	242.1	17:29:38.564
4	2:05.766	34.699	37.847	53.220	244.3	17:31:44.330	4	2:05.766	34.699	37.847	53.220	244.3	17:31:44.330
5	2:32.581 P	34.526	37.581	1:20.474	243.2	17:34:16.911	5	2:32.581 P	34.526	37.581	1:20.474	243.2	17:34:16.911
6	5:54.110	4:15.807	43.380	54.923	118.8	17:40:11.021	6	5:54.110	4:15.807	43.380	54.923	118.8	17:40:11.021
7	2:03.668	34.077	37.513	52.078	241.6	17:42:14.689	7	2:03.668	34.077	37.513	52.078	241.6	17:42:14.689
8	2:06.549	34.279	39.025	53.245	243.2	17:44:21.238	8	2:06.549	34.279	39.025	53.245	243.2	17:44:21.238
9	2:04.315	34.211	37.676	52.428	243.2	17:46:25.553	9	2:04.315	34.211	37.676	52.428	243.2	17:46:25.553
10	2:04.419	34.279	37.581	52.559	244.3	17:48:29.972	10	2:04.419	34.279	37.581	52.559	244.3	17:48:29.972
11	2:15.910 P	34.889	38.415	1:02.606	242.6	17:50:45.882	11	2:15.910 P	34.889	38.415	1:02.606	242.6	17:50:45.882
12	6:08.644	4:32.043	40.853	55.748	135.8	17:56:54.526	12	6:08.644	4:32.043	40.853	55.748	135.8	17:56:54.526
13	2:05.640	34.159	38.092	53.389	244.8	17:59:00.166	13	2:05.640	34.159	38.092	53.389	244.8	17:59:00.166
14	2:03.556	33.838	37.552	52.166	243.2	18:01:03.722	14	2:03.556	33.838	37.552	52.166	243.2	18:01:03.722
15	2:24.828 P	35.165	37.707	1:11.956	242.6	18:03:28.550	15	2:24.828 P	35.165	37.707	1:11.956	242.6	18:03:28.550

16 1 Marcelo Hahn McLaren 720 s
 PROAM 2 Christian M. Hahn Teo Martin Motorsport

Lap D	Time	Sector 1	Sector 2	Sector 3	T. Spd	Elapsed
1	17:25:00.083	17:23:29.751	37.864	52.468	135.1	17:25:00.083
2	2:03.750	33.768	37.459	52.523	244.8	17:27:03.833
3	2:03.467	34.090	37.344	52.033	245.4	17:29:07.300
4	2:11.058 P	33.723	37.835	59.500	244.8	17:31:18.358
5	3:28.208	1:58.829	37.352	52.027	134.4	17:34:46.566
6	2:03.092	33.623	37.105	52.364	244.8	17:36:49.658
7	2:02.652	33.553	37.100	51.999	247.7	17:38:52.310
8	2:24.834	34.889	45.229	1:04.716	246.5	17:41:17.144
9	2:06.024	34.354	39.529	52.141	245.4	17:43:23.168
10	2:16.047 P	34.251	37.976	1:03.820	245.4	17:45:39.215
11	3:11.801	1:40.638	37.342	53.821	150.2	17:48:51.016
12	2:03.159	33.888	37.299	51.972	245.4	17:50:54.175
13	2:13.691	33.986	41.002	58.703	246.5	17:53:07.866
14	2:11.846	33.689	39.181	58.976	245.4	17:55:19.712
15	2:04.198	33.894	37.558	52.746	243.2	17:57:23.910
16	2:05.881	34.013	37.920	53.948	246.0	17:59:29.791
17	2:14.634 P	33.787	37.453	1:03.394	246.5	18:01:44.425





Paul Ricard
International GT Open
Free Practice - 1
Lap Analysis



34

1 Salih Yoluc

Aston Martin **48**

1 Stephane Ortelli

Ferrari 488 GT3

PRO 2 Charlie Eastwood TF Sport PROAM 2 Angelo Negro AF Corse / APM Monaco

Lap	D	Time	Sector 1	Sector 2	Sector 3	T. Spd	Elapsed	Lap	D	Time	Sector 1	Sector 2	Sector 3	T. Spd	Elapsed
1		17:22:25.955	17:20:50.384	38.780	56.791	131.7	17:22:25.955	1		17:25:00.255	17:23:07.919	48.794	1:03.542	110.0	17:25:00.255
2		2:05.453	34.901	37.312	53.240	244.8	17:24:31.408	2		2:26.567	40.740	45.741	1:00.086	161.6	17:27:26.822
3		2:03.322	34.081	37.046	52.195	244.8	17:26:34.730	3		2:20.519	38.648	43.332	58.539	203.0	17:29:47.341
4		2:02.615	33.729	37.120	51.766	244.8	17:28:37.345	4		3:34.729 P	37.173	40.312	2:17.244	236.3	17:33:22.070
5		2:02.738	33.703	37.140	51.895	246.0	17:30:40.083	5		2:24.262	50.694	38.904	54.664	151.8	17:35:46.332
6		7:46.696 P	34.212	38.373	6:34.111	246.5	17:38:26.779	6		2:09.152	35.192	38.175	55.785	242.6	17:37:55.484
7		2:23.814	51.346	37.658	54.810	144.1	17:40:50.593	7		2:07.766	35.298	38.227	54.241	241.6	17:40:03.250
8		2:02.583	33.495	37.169	51.919	244.3	17:42:53.176	8		2:07.268	34.958	38.251	54.059	241.0	17:42:10.518
9		2:02.635	33.252	37.132	52.251	244.8	17:44:55.811	9		2:51.122 P	34.773	38.934	1:37.415	242.6	17:45:01.640
10		3:33.619 P	33.436	37.234	2:22.949	242.6	17:48:29.430	10		2:22.405	50.499	37.986	53.920	151.4	17:47:24.045
11		2:19.918	50.478	37.263	52.177	147.1	17:50:49.348	11		2:06.402	35.148	38.136	53.118	241.6	17:49:30.447
12		2:02.684	33.600	37.283	51.801	244.3	17:52:52.032	12		2:06.238	34.824	37.794	53.620	242.6	17:51:36.685
13		2:03.756	33.856	37.333	52.567	245.4	17:54:55.788	13		2:06.647	34.833	38.204	53.610	244.3	17:53:43.332
14		2:03.391	33.838	37.447	52.106	244.8	17:56:59.179	14		2:07.628	35.784	38.340	53.504	246.5	17:55:50.960
15		2:05.265	33.564	37.417	54.284	246.0	17:59:04.444	15		2:06.642	35.244	38.030	53.368	243.2	17:57:57.602
16		34.427	37.747					16		2:05.732	34.159	37.971	53.602	244.8	18:00:03.334
17								17		34.770	37.773			243.7	

44

1 Florian Scholze

Mercedes AMG GT3 - 2020

59

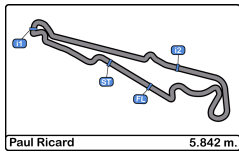
1 Miguel Ramos

McLaren 720 s

AM 2 Jens Liebhauser GetSpeed Performance PRO 2 Henrique Chaves Teo Martín Motorsport

Lap	D	Time	Sector 1	Sector 2	Sector 3	T. Spd	Elapsed	Lap	D	Time	Sector 1	Sector 2	Sector 3	T. Spd	Elapsed
1		17:22:15.880	17:20:42.366	38.921	54.593	138.4	17:22:15.880	1		17:27:12.977	17:25:34.948	41.603	56.426	135.3	17:27:12.977
2		2:05.666	34.926	37.581	53.159	243.2	17:24:21.546	2		2:04.418	33.927	38.015	52.476	244.3	17:29:17.395
3		2:04.672	34.779	37.602	52.291	242.1	17:26:26.218	3		2:03.196	33.809	37.461	51.926	244.3	17:31:20.591
4		2:04.675	34.117	37.909	52.649	243.2	17:28:30.893	4		2:02.956	33.557	37.146	52.253	244.8	17:33:23.547
5		2:04.615	34.201	37.543	52.871	243.2	17:30:35.508	5		2:04.257	33.698	37.101	53.458	244.8	17:35:27.804
6		2:13.978 P	34.358	37.952	1:01.668	242.6	17:32:49.486	6		2:09.736	34.049	40.030	55.657	245.4	17:37:37.540
7		3:58.989	2:28.702	37.858	52.429	148.7	17:36:48.475	7		2:05.119	33.761	37.275	54.083	245.4	17:39:42.659
8		2:03.041	33.916	37.389	51.736	243.2	17:38:51.516	8		2:02.840	33.727	37.210	51.903	244.8	17:41:45.499
9		2:03.355	34.386	37.268	51.701	244.8	17:40:54.871	9		2:21.686 P	33.514	37.290	1:10.882	245.4	17:44:07.185
10		2:03.054	34.039	37.389	51.626	243.7	17:42:57.925	10		3:38.465	2:06.798	38.130	53.537	146.1	17:47:45.650
11		2:11.038 P	33.897	37.217	59.924	244.3	17:45:08.963	11		2:12.793	34.057	37.819	1:00.917	243.7	17:49:58.443
12		3:14.294	1:43.441	37.807	53.046	148.7	17:48:23.257	12		2:02.987	33.472	37.292	52.223	244.8	17:52:01.430
13		2:03.807	33.968	37.747	52.092	242.6	17:50:27.064	13		2:01.461	33.331	36.734	51.396	245.4	17:54:02.891
14		2:02.977	33.535	37.371	52.071	243.2	17:52:30.041	14		2:24.057	33.676	42.512	1:07.869	245.4	17:56:26.948
15		2:04.121	33.525	37.583	53.013	243.7	17:54:34.162	15		2:24.835 P	33.314	37.808	1:13.713	244.8	17:58:51.783
16		2:06.430	33.688	37.479	55.263	243.7	17:56:40.592								
17		2:42.771	33.750	37.320	1:31.701	243.2	17:59:23.363								
18		2:18.881 P	33.943	37.872	1:07.066	242.6	18:01:42.244								





Paul Ricard
International GT Open
Free Practice - 1
Lap Analysis



72

1 Nick Moss McLaren 720 S GT3

PROAM 2 Joe Osborne Optimum Motorsport

Lap	D	Time	Sector 1	Sector 2	Sector 3	T. Spd	Elapsed
1		17:22:58.085	17:21:25.702	38.100	54.283	106.2	17:22:58.085
2		2:04.473	34.064	37.497	52.912	244.3	17:25:02.558
3		2:04.725	34.527	37.343	52.855	244.8	17:27:07.283
4		2:04.661	34.121	37.814	52.726	245.4	17:29:11.944
5		2:05.332	34.662	37.547	53.123	245.4	17:31:17.276
6		2:04.750	34.189	37.565	52.996	244.8	17:33:22.026
7		2:04.701	34.299	37.356	53.046	246.5	17:35:26.727
8		2:04.602	34.236	37.353	53.013	246.0	17:37:31.329
9		6:55.357 P	34.473	39.418	5:41.466	244.8	17:44:26.686
10		2:24.012	52.203	37.909	53.900	152.7	17:46:50.698
11		2:34.955	34.157	37.054	1:23.744	246.0	17:49:25.653
12		2:05.125	34.089	37.054	53.982	245.4	17:51:30.778
13		2:07.189	33.835	37.255	56.099	246.5	17:53:37.967
14		2:03.525	33.774	36.902	52.849	246.5	17:55:41.492
15		2:06.156	33.924	37.745	54.487	246.0	17:57:47.648
16		2:04.890	33.970	37.627	53.293	246.5	17:59:52.538
17		2:03.789	34.020	37.219	52.550	247.7	18:01:56.327
18			41.257	48.534		225.0	

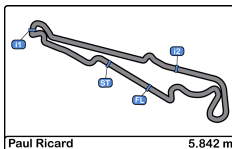
88

1 Patryk Krupinski Mercedes AMG GT3 - 2016

PROAM 2 Christian Klien JP Motorsport

Lap	D	Time	Sector 1	Sector 2	Sector 3	T. Spd	Elapsed
1		17:22:38.652	17:21:03.345	39.294	56.013	149.7	17:22:38.652
2		2:06.841	34.378	38.845	53.618	242.6	17:24:45.493
3		2:06.415	34.600	38.431	53.384	242.6	17:26:51.908
4		2:05.170	34.318	38.114	52.738	242.1	17:28:57.078
5		2:05.027	34.373	37.875	52.779	242.1	17:31:02.105
6		3:37.267 P	34.374	38.495	2:24.398	242.6	17:34:39.372
7		2:22.424	50.134	38.699	53.591	152.3	17:37:01.796
8		2:04.127	33.916	37.688	52.523	242.6	17:39:05.923
9		2:04.111	33.894	37.787	52.430	242.6	17:41:10.034
10		2:05.044	33.917	37.828	53.299	242.6	17:43:15.078
11		5:21.214 P	33.883	40.319	4:07.012	242.6	17:48:36.292
12		2:19.496	49.593	37.516	52.387	153.4	17:50:55.788
13		2:04.462	34.046	37.796	52.620	244.3	17:53:00.250
14		2:03.328	33.874	37.512	51.942	244.3	17:55:03.578
15		2:03.169	33.620	37.561	51.988	243.2	17:57:06.747
16		2:04.865	33.709	37.844	53.312	243.2	17:59:11.612
17		2:06.420	33.539	37.883	54.998	243.7	18:01:18.032
18			44.795	47.364		176.1	



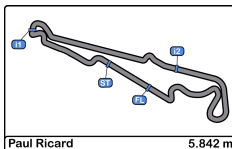


Paul Ricard
International GT Open
Free Practice - 1
Best Sectors Results



Sector - 1				Sector - 2				Sector - 3				Ideal Lap vs Best Lap				
Clas	Nº	Driver	Time	Nº	Driver	Time	Nº	Driver	Time	Clas	Nº	Driver	Ideal Lap	Best Lap	Clas	
1	34	Yoluc - Eastwood	33.252	59	Ramos - Chaves	36.734	59	Ramos - Chaves	51.396	1	59	Ramos - Chaves	2:01.444	2:01.461	1	
2	59	Ramos - Chaves	33.314	72	Moss - Osborne	36.902	44	Scholze - Liebhauser	51.626	2	34	Yoluc - Eastwood	2:02.064	2:02.583	2	
3	44	Scholze - Liebhauser	33.525	34	Yoluc - Eastwood	37.046	34	Yoluc - Eastwood	51.766	3	44	Scholze - Liebhauser	2:02.368	2:02.977	5	
4	88	Krupinski - Klien	33.539	16	Hahn - Hahn	37.100	13	Moiseev - Nesov	51.812	4	16	Hahn - Hahn	2:02.625	2:02.652	4	
5	16	Hahn - Hahn	33.553	7	Iribe - Millroy	37.134	88	Krupinski - Klien	51.942	5	13	Moiseev - Nesov	2:02.631	2:02.631	3	
6	7	Iribe - Millroy	33.568	44	Scholze - Liebhauser	37.217	16	Hahn - Hahn	51.972	6	7	Iribe - Millroy	2:02.919	2:03.576	9	
7	13	Moiseev - Nesov	33.595	13	Moiseev - Nesov	37.224	22	Niki Leutwiler	52.078	7	88	Krupinski - Klien	2:02.993	2:03.169	6	
8	20	Pierburg - Hook	33.695	20	Pierburg - Hook	37.369	7	Iribe - Millroy	52.217	8	72	Moss - Osborne	2:03.226	2:03.525	7	
9	72	Moss - Osborne	33.774	88	Krupinski - Klien	37.512	20	Pierburg - Hook	52.388	9	22	Niki Leutwiler	2:03.429	2:03.556	8	
10	22	Niki Leutwiler	33.838	22	Niki Leutwiler	37.513	72	Moss - Osborne	52.550	10	20	Pierburg - Hook	2:03.452	2:03.651	10	
11	48	Ortelli - Negro	34.159	48	Ortelli - Negro	37.773	48	Ortelli - Negro	53.118	11	48	Ortelli - Negro	2:05.050	2:05.732	11	





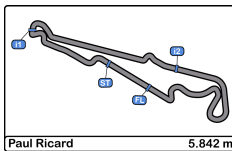
Paul Ricard
International GT Open
Free Practice - 1
Best 5 Lap Times



Paul Ricard 5.842 m.

Cl	N°	Entrant/Team	Nat	Driver 1	Nat	Status	Driver 2	Nat	Status	Vehicle	Cat	Cl	Best 1		Best 2		Best 3		Best 4		Best 5	
													Time	Lap	Time	Lap	Time	Lap	Time	Lap	Time	Lap
1	59	Teo Martín Motorsport	ESP	Miguel Ramos	ESP	PRO	Henrique Chaves	PRY		McLaren 720 s	PRO	1	2:01.461	13	2:02.840	8	2:02.956	4	2:02.987	12	2:03.196	3
2	34	TF Sport	GBR	Salih Yoluc	TUR		Charlie Eastwood	IRL		Aston Martin	PRO	2	2:02.583	8	2:02.615	4	2:02.635	9	2:02.684	12	2:02.738	5
3	13	AKM Motorsport	GBR	Alexander Moiseev	RUS		Alexey Nesov	RUS		Mercedes AMG GT3 - 2020	AM	1	2:02.631	6	2:03.396	8	2:03.549	4	2:04.147	13	2:04.216	3
4	16	Teo Martín Motorsport	ESP	Marcelo Hahn	BRA		Christian M. Hahn	BRA		McLaren 720 s	PROAM	1	2:02.652	7	2:03.092	6	2:03.159	12	2:03.467	3	2:03.750	2
5	44	GetSpeed Performance	DEU	Florian Scholze	DEU		Jens Liebhauser	DEU		Mercedes AMG GT3 - 2020	AM	2	2:02.977	14	2:03.041	8	2:03.054	10	2:03.355	9	2:03.807	13
6	88	JP Motorsport	POL	Patryk Krupinski	POL		Christian Klien	AUT		Mercedes AMG GT3 - 2016	PROAM	2	2:03.169	15	2:03.328	14	2:04.111	9	2:04.127	8	2:04.462	13
7	72	Optimum Motorsport	GBR	Nick Moss	GBR		Joe Osborne	GBR		McLaren 720 S GT3	PROAM	3	2:03.525	14	2:03.789	17	2:04.473	2	2:04.602	8	2:04.661	4
8	22	PZ Oberer Zürichsee by TFT	CHE	Niki Leutwiler	CHE					Porsche GT3-R	AM	3	2:03.556	14	2:03.668	7	2:04.315	9	2:04.419	10	2:05.545	3
9	7	Optimum Motorsport	GBR	Brendan Iribe	USA		Ollie Millroy	GBR		McLaren 720 S GT3	PROAM	4	2:03.576	13	2:03.780	11	2:03.860	10	2:04.380	12	2:04.477	4
10	20	SPS Automotive Performance	DEU	Valentin Pierburg	DEU		Christian Hook	DEU		Mercedes AMG GT3 - 2020	AM	4	2:03.651	8	2:03.730	16	2:03.842	17	2:03.858	7	2:03.870	15
11	48	AF Corse / APM Monaco	ITA	Stephane Ortelli	MCO		Angelo Negro	ITA		Ferrari 488 GT3	PROAM	5	2:05.732	16	2:06.238	12	2:06.402	11	2:06.642	15	2:06.647	13



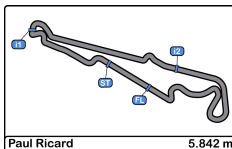


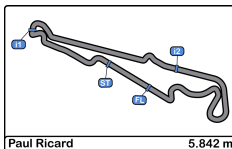
Paul Ricard
International GT Open
Free Practice - 1
Best 5 Top Speeds



Cl	N°	Entrant/Team	Nat	Driver 1	Nat	Driver 2	Nat	Vehicle	Cat	Cl	Top 1		Top 2		Top 3		Top 4		Top 5		
											Km/h	Lap	Km/h	Lap	Km/h	Lap	Km/h	Lap	Km/h	Lap	Km/h
1	16	Teo Martín Motorsport	ESP	Marcelo Hahn	BRA	Christian M. Hahn	BRA	McLaren 720 s	PROAM	1	247.7	7	246.5	8	246.5	13	246.5	17	246.0	16	246.6
2	72	Optimum Motorsport	GBR	Nick Moss	GBR	Joe Osborne	GBR	McLaren 720 S GT3	PROAM	2	247.7	17	246.5	7	246.5	13	246.5	14	246.5	16	246.8
3	7	Optimum Motorsport	GBR	Brendan Iribe	USA	Ollie Millroy	GBR	McLaren 720 S GT3	PROAM	3	247.1	8	246.5	7	246.5	12	246.5	13	246.0	6	246.5
4	34	TF Sport	GBR	Salih Yoluc	TUR	Charlie Eastwood	IRL	Aston Martin	PRO	1	246.5	6	246.0	5	246.0	15	246.0	16	245.4	13	246.0
5	48	AF Corse / APM Monaco	ITA	Stephane Ortelli	MCO	Angelo Negro	ITA	Ferrari 488 GT3	PROAM	4	246.5	14	244.8	16	244.3	13	243.7	17	243.2	15	244.5
6	13	AKM Motorsport	GBR	Alexander Moiseev	RUS	Alexey Nesov	RUS	Mercedes AMG GT3 - 2020	AM	1	245.4	5	243.7	4	243.2	16	242.6	13	242.1	3	243.4
7	59	Teo Martín Motorsport	ESP	Miguel Ramos	PRT	Henrique Chaves	PRT	McLaren 720 s	PRO	2	245.4	6	245.4	7	245.4	9	245.4	13	245.4	14	245.4
8	22	PZ Oberer Zürichsee by TFT	CHE	Niki Leutwiler	CHE			Porsche GT3-R	AM	2	244.8	13	244.3	4	244.3	10	243.2	5	243.2	8	244.0
9	44	GetSpeed Performance	DEU	Florian Scholze	DEU	Jens Liebhauser	DEU	Mercedes AMG GT3 - 2020	AM	3	244.8	9	244.3	11	243.7	10	243.7	15	243.7	16	244.1
10	88	JP Motorsport	POL	Patryk Krupinski	POL	Christian Klien	AUT	Mercedes AMG GT3 - 2016	PROAM	5	244.3	13	244.3	14	243.7	17	243.2	15	243.2	16	243.7
11	20	SPS Automotive Performance	DEU	Valentin Pierburg	DEU	Christian Hook	DEU	Mercedes AMG GT3 - 2020	AM	4	243.2	16	242.6	13	242.6	14	242.6	17	242.1	12	242.6





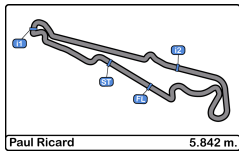


Paul Ricard
International GT Open
Free Practice - 1
Event Best Maximum Speed



Nº	Entrant/Team	Nat	Driver 1	Nat	Driver 2	Nat	Vehicle	Cat	Km/h	Session
16	Teo Martín Motorsport	ESP	Marcelo Hahn	BRA	Christian M. Hahn	BRA	McLaren 720 s	PROAM	247.7	Private test
72	Optimum Motorsport	GBR	Nick Moss	GBR	Joe Osborne	GBR	McLaren 720 S GT3	PROAM	247.7	Free Practice - 1
7	Optimum Motorsport	GBR	Brendan Iribe	USA	Ollie Millroy	GBR	McLaren 720 S GT3	PROAM	247.1	Private test
59	Teo Martín Motorsport	ESP	Miguel Ramos	PRT	Henrique Chaves	PRT	McLaren 720 s	PRO	246.5	Private test
34	TF Sport	GBR	Salih Yoluc	TUR	Charlie Eastwood	IRL	Aston Martin	PRO	246.5	Private test
48	AF Corse / APM Monaco	ITA	Stephane Ortelli	MCO	Angelo Negro	ITA	Ferrari 488 GT3	PROAM	246.5	Free Practice - 1
88	JP Motorsport	POL	Patryk Krupinski	POL	Christian Klien	AUT	Mercedes AMG GT3 - 2016	PROAM	245.4	Private test
13	AKM Motorsport	SMR	Alexander Moiseev	RUS	Alexey Nesov	RUS	Mercedes AMG GT3 - 2020	AM	245.4	Free Practice - 1
44	GetSpeed Performance	DEU	Florian Scholze	DEU	Jens Liebhauser	DEU	Mercedes AMG GT3 - 2020	AM	244.8	Private test
22	PZ Oberer Zürichsee by TFT	CHE	Niki Leutwiler	CHE			Porsche GT3-R	AM	244.8	Free Practice - 1
99	AKM Motorsport	SMR	Lorenzo Ferrari	ITA	Marco Antonelli	ITA	Mercedes AMG GT3 - 2020	PROAM	243.2	Private test
20	SPS Automotive Performance	DEU	Valentin Pierburg	DEU	Christian Hook	DEU	Mercedes AMG GT3 - 2020	AM	243.2	Free Practice - 1





Paul Ricard
International GT Open
Free Practice - 1
Pit Stop Analysis



7 Brendan Iribe PROAM Optimum Motorsport
 Ollie Millroy McLaren 720 S GT3

Nr.	In Day Time	In Time	Out Time	Pit Time	T. Pit Time	Handicap	Penalty
1	17:39:17.188	17:39:17.188	17:48:31.584	9:14.396	9:14.396		

13 Alexander Moiseev AM AKM Motorsport
 Alexey Nesov Mercedes AMG GT3 - 2020

Nr.	In Day Time	In Time	Out Time	Pit Time	T. Pit Time	Handicap	Penalty
1	17:44:48.789	17:44:48.789	17:47:44.276	2:55.487	2:55.487		

16 Marcelo Hahn PROAM Teo Martin Motorsport
 Christian M. Hahn McLaren 720 s

Nr.	In Day Time	In Time	Out Time	Pit Time	T. Pit Time	Handicap	Penalty
1	17:31:08.800	17:31:08.800	17:32:40.811	1:32.011	1:32.011		
2	17:45:30.501	17:45:30.501	17:46:46.701	1:16.200	2:48.211		

20 Valentin Pierburg AM SPS Automotive Performance
 Christian Hook Mercedes AMG GT3 - 2020

Nr.	In Day Time	In Time	Out Time	Pit Time	T. Pit Time	Handicap	Penalty
1	17:24:31.738	17:24:31.738	17:25:40.847	1:09.109	1:09.109		
2	17:40:29.150	17:40:29.150	17:43:53.525	3:24.375	4:33.484		
3	17:46:05.004	17:46:05.004	17:47:13.295	1:08.291	5:41.775		

22 Niki Leutwiler AM PZ Oberer Zürichsee by TFT
 Porsche GT3-R

Nr.	In Day Time	In Time	Out Time	Pit Time	T. Pit Time	Handicap	Penalty
1	17:34:08.284	17:34:08.284	17:37:56.637	3:48.353	3:48.353		
2	17:50:37.137	17:50:37.137	17:54:43.154	4:06.017	7:54.370		

34 Salih Yoluc PRO TF Sport
 Charlie Eastwood Aston Martin

Nr.	In Day Time	In Time	Out Time	Pit Time	T. Pit Time	Handicap	Penalty
1	17:32:44.139	17:32:44.139	17:38:43.592	5:59.453	5:59.453		
2	17:46:57.044	17:46:57.044	17:48:46.144	1:49.100	7:48.553		

44 Florian Scholze AM GetSpeed Performance
 Jens Liebhauser Mercedes AMG GT3 - 2020

Nr.	In Day Time	In Time	Out Time	Pit Time	T. Pit Time	Handicap	Penalty
1	17:32:39.848	17:32:39.848	17:34:44.596	2:04.748	2:04.748		
2	17:44:59.592	17:44:59.592	17:46:17.727	1:18.135	3:22.883		

48 Stephane Ortelli PROAM AF Corse / APM Monaco
 Angelo Negro Ferrari 488 GT3

Nr.	In Day Time	In Time	Out Time	Pit Time	T. Pit Time	Handicap	Penalty
1	17:32:04.744	17:32:04.744	17:33:38.921	1:34.177	1:34.177		
2	17:44:17.940	17:44:17.940	17:45:18.562	1:00.622	2:34.799		

59 Miguel Ramos PRO Teo Martin Motorsport
 Henrique Chaves McLaren 720 s

Nr.	In Day Time	In Time	Out Time	Pit Time	T. Pit Time	Handicap	Penalty
1	17:43:56.644	17:43:56.644	17:45:40.983	1:44.339	1:44.339		

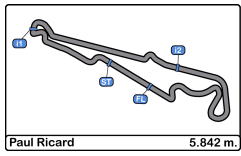
72 Nick Moss PROAM Optimum Motorsport
 Joe Osborne McLaren 720 S GT3

Nr.	In Day Time	In Time	Out Time	Pit Time	T. Pit Time	Handicap	Penalty
1	17:39:48.154	17:39:48.154	17:44:44.501	4:56.347	4:56.347		

88 Patryk Krupinski PROAM JP Motorsport
 Christian Klien Mercedes AMG GT3 - 2016

Nr.	In Day Time	In Time	Out Time	Pit Time	T. Pit Time	Handicap	Penalty
1	17:33:08.711	17:33:08.711	17:34:56.118	1:47.407	1:47.407		
2	17:45:23.172	17:45:23.172	17:48:53.117	3:29.945	5:17.352		

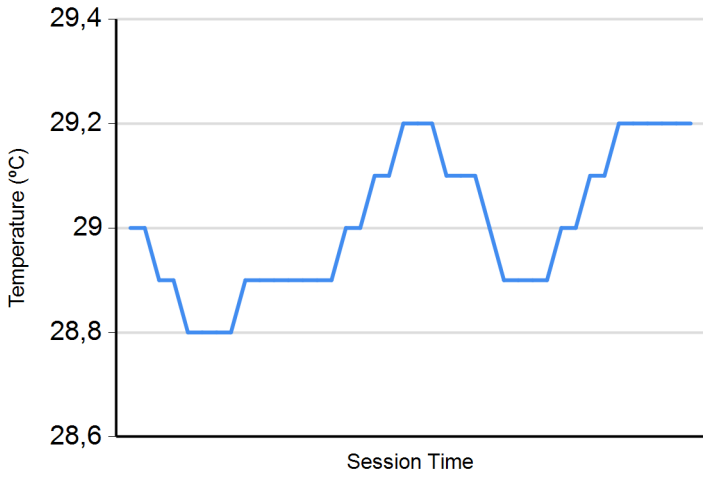




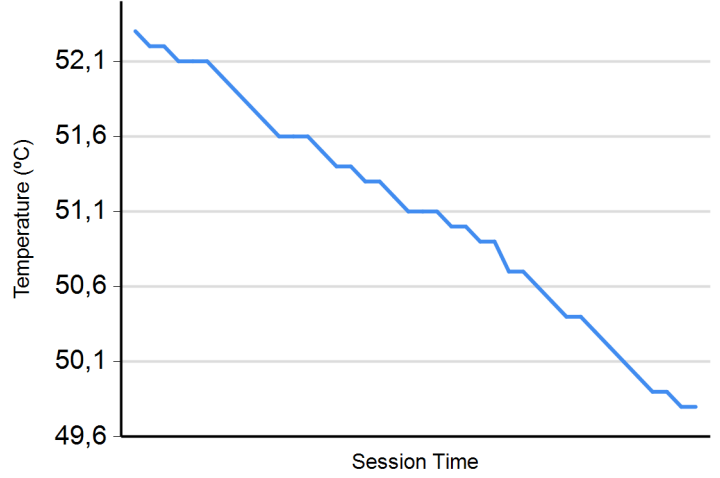
Paul Ricard
International GT Open
Free Practice - 1
Weather Report



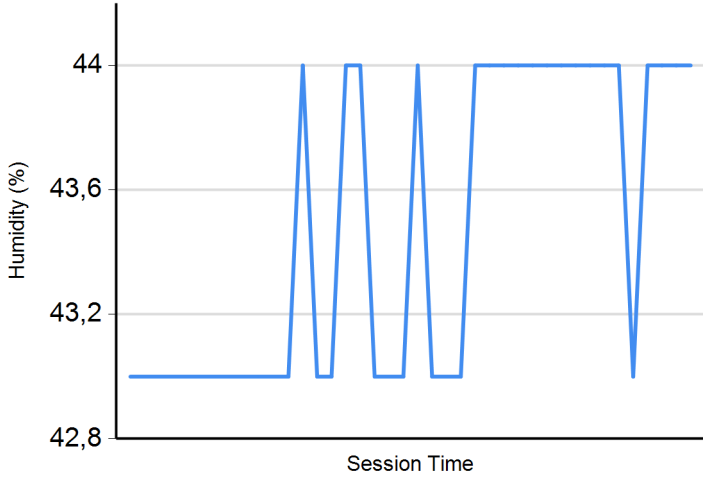
Air Temperature



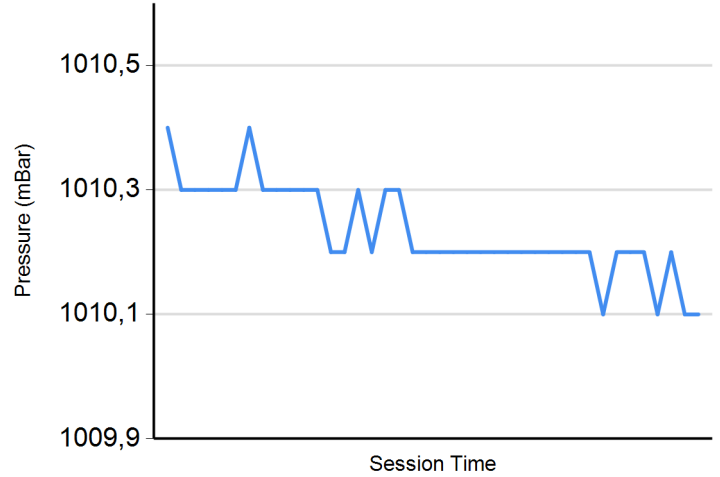
Track Temperature



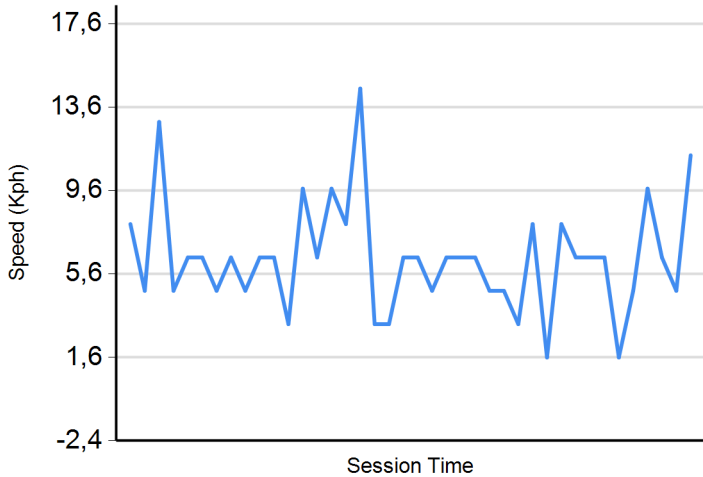
Humidity



Pressure



Wind Speed



Wind direction

North = 0°/360° Est = 90° South = 180° West = 270°

