

Paul Ricard
International GT Open
Qualifying - 2 Driver - 2
Provisional Results



Cls	Nº	Entrant/Team	Nat	Driver 1	Nat	Driver 2	Nat	Vehicle	Cat	Cls	Laps	Best	Time	Gap	Interval	Km/h
1	17	AF Corse / APM Monaco	ITA	Louis Prette	MCO	Vincent Abril	MCO	Ferrari 488 GT3	PRO	1	11	10	1:59.956			174.7
2	59	Teo Martín Motorsport	ESP	Miguel Ramos	PRT	Henrique Chaves	PRT	McLaren 720 s	PRO	2	11	6	1:59.998	0.042	0.042	174.6
3	26	Team Lazarus	ITA	Fabrizio Crestani	ITA	Yannick Mettler	CHE	Bentley Continental GT3	PRO	3	14	8	2:00.715	0.759	0.717	173.6
4	34	TF Sport	GBR	Salih Yoluc	TUR	Charlie Eastwood	ITA	Aston Martin	PRO	4	10	9	2:00.743	0.787	0.028	173.5
5	16	Teo Martín Motorsport	ESP	Marcelo Hahn	BRA	Christian Hahn	BRA	McLaren 720 s	PROAM	1	14	13	2:01.034	1.078	0.291	173.1
6	48	AF Corse / APM Monaco	ITA	Stefano Ortelli	MCO	Angelo Negro	ITA	Ferrari 488 GT3	PROAM	2	10	4	2:01.046	1.090	0.012	173.1
7	28	Team Lazarus	ITA	Stefano Coletti	MCO	Petru R. Umbrurescu	ROU	Bentley Continental GT3	PRO	5	10	4	2:01.785	1.829	0.739	172.1
8	20	SPS Automotive Performance	DEU	Valentin Pierburg	DEU	Christian Hook	DEU	Mercedes AMG GT3 - 2020	AM	1	12	8	2:02.008	2.052	0.223	171.7
9	44	GetSpeed Performance	DEU	Florian Scholze	DEU	Jens Liebhauser	DEU	Mercedes AMG GT3 - 2020	AM	2	13	12	2:02.396	2.440	0.388	171.2
10	13	AKM Motorsport	SMR	Alexander Moiseev	RUS	Alexey Nesov	RUS	Mercedes AMG GT3 - 2020	AM	3	10	9	2:02.418	2.462	0.022	171.2
11	7	Optimum Motorsport	GBR	Brendan Iribe	USA	Ollie Millroy	GBR	McLaren 720 S GT3	PROAM	3	10	9	2:02.462	2.506	0.044	171.1
12	22	PZ Oberer Zürichsee by TFT	CHE	Niki Leutwiler	CHE		CHE	Porsche GT3-R	AM	4	11	9	2:02.721	2.765	0.259	170.7
13	88	JP Motorsport	POL	Patryk Krupinski	POL	Christian Klien	AUT	Mercedes AMG GT3 - 2016	PROAM	4	11	10	2:02.795	2.839	0.074	170.6
14	72	Optimum Motorsport	GBR	Nick Moss	GBR	Joe Osborne	GBR	McLaren 720 S GT3	PROAM	5	10	5	2:03.054	3.098	0.259	170.3

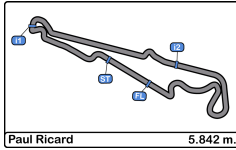
CAR 28 TIME 2:05.948 DELETED TRACK LIMITS AT T 10
 CAR 17 TIME 2:02.555 DELETED TRACK LIMITS AT T 11
 CAR 88 TIME 2:04.962 DELETED TRACK LIMITS AT T 3 HIT THE BOLARD
 CAR 20 TIME 2:02.076 DELETED TRACK LIMITS AT T 5
 CAR 16 TIME 2:00.718 DELETED TRACK LIMITS AT T 11
 CAR 22 TIME 2:02.851 DELETED TRACK LIMITS AT T 2
 CAR 48 TIME 2:00.856 DELETED TRACK LIMITS AT T 10
 CAR 20 TIME 2:01.935 DELETED TRACK LIMITS AT T 2
 CAR 72 TIME 2:02.111 DELETED TRACK LIMITS AT T 2

Published at:.....

Track Temp: 30.4 °C Air Temp: 22.4 °C Humidity: 47 % Track Status: DRY

Stewards:	Race Director:	Timekeeper: 
-----------	----------------	---





Paul Ricard
International GT Open
Qualifying - 2 Driver - 2
Provisional Results by Class



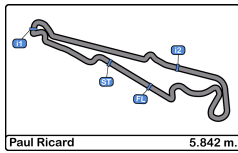
Cls	Nº	Entrant/Team	Nat	Driver 1	Nat	Driver 2	Nat	Vehicle	Cat	Cls	Laps	Best	Time	Gap	Interval	Km/h
PRO																
1	17	AF Corse / APM Monaco	ITA	Louis Prette	MCO	Vincent Abril	MCO	Ferrari 488 GT3	PRO	1	11	10	1:59.956			174.7
2	59	Teo Martín Motorsport	ESP	Miguel Ramos	PRT	Henrique Chaves	PRT	McLaren 720 s	PRO	2	11	6	1:59.998	0.042	0.042	174.6
3	26	Team Lazarus	ITA	Fabrizio Crestani	ITA	Yannick Mettler	CHE	Bentley Continental GT3	PRO	3	14	8	2:00.715	0.759	0.717	173.6
4	34	TF Sport	GBR	Salih Yoluc	TUR	Charlie Eastwood	IRL	Aston Martin	PRO	4	10	9	2:00.743	0.787	0.028	173.5
5	28	Team Lazarus	ITA	Stefano Coletti	MCO	Petru R. Umbrărescu	ROU	Bentley Continental GT3	PRO	5	10	4	2:01.785	1.829	1.042	172.1
PROAM																
1	16	Teo Martín Motorsport	ESP	Marcelo Hahn	BRA	Christian Hahn	BRA	McLaren 720 s	PROAM	1	14	13	2:01.034			173.1
2	48	AF Corse / APM Monaco	ITA	Stephane Ortelli	MCO	Angelo Negro	ITA	Ferrari 488 GT3	PROAM	2	10	4	2:01.046	0.012	0.012	173.1
3	7	Optimum Motorsport	GBR	Brendan Iribé	USA	Ollie Millroy	GBR	McLaren 720 S GT3	PROAM	3	10	9	2:02.462	1.428	1.416	171.1
4	88	JP Motorsport	POL	Patryk Krupinski	POL	Christian Klien	AUT	Mercedes AMG GT3 - 2016	PROAM	4	11	10	2:02.795	1.761	0.333	170.6
5	72	Optimum Motorsport	GBR	Nick Moss	GBR	Joe Osborne	GBR	McLaren 720 S GT3	PROAM	5	10	5	2:03.054	2.020	0.259	170.3
AM																
1	20	SPS Automotive Performance	DEU	Valentin Pierburg	DEU	Christian Hook	DEU	Mercedes AMG GT3 - 2020	AM	1	12	8	2:02.008			171.7
2	44	GetSpeed Performance	DEU	Florian Scholze	DEU	Jens Liebhauser	DEU	Mercedes AMG GT3 - 2020	AM	2	13	12	2:02.396	0.388	0.388	171.2
3	13	AKM Motorsport	RUS	Alexander Moiseev	RUS	Alexey Nesov	RUS	Mercedes AMG GT3 - 2020	AM	3	10	9	2:02.418	0.410	0.022	171.2
4	22	PZ Oberer Zürichsee by TFT	CHE	Niki Leutwiler	CHE			Porsche GT3-R	AM	4	11	9	2:02.721	0.713	0.303	170.7

Published at:.....

Track Temp: 30.4 °C Air Temp: 22.4 °C Humidity: 47 % Track Status: DRY

Stewards:	Race Director:	Timekeeper: 
------------------	-----------------------	--





Paul Ricard
International GT Open
Qualifying - 2 Driver - 2
Lap Analysis

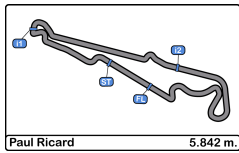


7							17								
1 Brendan Iribe			McLaren 720 S GT3				1 Louis Prette			Ferrari 488 GT3					
PROAM			Optimum Motorsport				PRO			AF Corse / APM Monaco					
Lap	D	Time	Sector 1	Sector 2	Sector 3	T. Spd	Elapsed	Lap	D	Time	Sector 1	Sector 2	Sector 3	T. Spd	Elapsed
1	1	9:27:47.900	9:26:16.121	38.229	53.550	145.7	9:27:47.900	1	2	9:27:28.972	9:25:54.092	39.309	55.571	143.6	9:27:28.972
2	1	2:04.564	34.353	37.136	53.075	244.3	9:29:52.464	2	2	2:02.555	33.554	37.064	51.937	242.1	9:29:31.527
3	1	2:04.273	34.357	37.520	52.396	244.3	9:31:56.737	3	2	4:01.015 P	33.486	36.785	2:50.744	242.6	9:33:32.542
4	1	2:04.155	34.199	37.241	52.715	244.8	9:34:00.892	4	2	2:18.412	50.496	36.868	51.048	145.3	9:35:50.954
5	1	6:33.652 P	35.903	37.648	5:20.101	244.3	9:40:34.544	5	2	2:00.814	33.084	36.641	51.089	241.6	9:37:51.768
6	1	2:22.524	50.961	37.451	54.112	148.3	9:42:57.068	6	2	2:00.623	33.063	36.545	51.015	241.6	9:39:52.391
7	1	2:03.723	34.303	37.149	52.271	241.6	9:45:00.791	7	2	5:52.596 P	33.224	36.670	4:42.702	242.1	9:45:44.987
8	1	2:03.526	34.244	36.849	52.433	241.6	9:47:04.317	8	2	2:20.891	51.811	37.521	51.559	137.5	9:48:05.878
9	1	2:02.462	33.538	36.704	52.220	243.2	9:49:06.779	9	2	2:00.166	33.026	36.465	50.675	241.0	9:50:06.044
10	1	2:04.619	34.169	36.779	53.671	244.3	9:51:11.398	10	2	1:59.956	32.890	36.284	50.782	241.6	9:52:06.000
11	1		34.231	38.154		243.2		11	2	2:23.973	37.894	46.243	59.836	242.1	9:54:29.973
12	2							12	2		33.059	41.372		241.0	

13							20								
1 Alexander Moiseev			Mercedes AMG GT3 - 2020				1 Valentin Pierburg			Mercedes AMG GT3 - 2020					
AM			AKM Motorsport				AM			SPS Automotive Performance					
Lap	D	Time	Sector 1	Sector 2	Sector 3	T. Spd	Elapsed	Lap	D	Time	Sector 1	Sector 2	Sector 3	T. Spd	Elapsed
1	2	9:31:44.411 P			9:31:44.411		9:31:44.411	1	1	9:27:30.439	9:25:55.745	39.462	55.232	132.8	9:27:30.439
2	2	3:35.510 P	57.724	44.343	1:53.443	138.1	9:35:19.921	2	1	2:04.822	34.620	37.465	52.737	243.2	9:29:35.261
3	2	2:26.422	50.883	40.260	55.279	147.3	9:37:46.343	3	1	2:03.521	34.007	37.153	52.361	242.1	9:31:38.782
4	2	2:04.090	34.261	37.379	52.450	238.9	9:39:50.433	4	1	4:19.036 P	33.919	37.125	3:07.992	240.5	9:35:57.818
5	2	2:04.930	33.943	37.324	53.663	237.3	9:41:55.363	5	1	2:28.364	53.751	38.549	56.064	150.0	9:38:26.182
6	2	4:26.794 P	34.403	37.431	3:14.960	238.4	9:46:22.157	6	1	2:02.076	33.689	36.974	51.413	238.9	9:40:28.258
7	2	2:23.759	52.378	37.419	53.962	142.1	9:48:45.916	7	1	2:02.153	33.719	36.939	51.495	238.9	9:42:30.411
8	2	2:02.777	33.857	37.145	51.775	240.0	9:50:48.693	8	1	2:02.008	33.598	36.724	51.686	238.9	9:44:32.419
9	2	2:02.418	33.702	37.149	51.567	240.0	9:52:51.111	9	1	2:02.017	33.482	36.843	51.692	238.4	9:46:34.436
10	2	2:04.673	34.245	37.692	52.736	241.0	9:54:55.784	10	1	2:06.571	34.910	38.049	53.612	238.4	9:48:41.007
11	2		33.691	39.124		240.0		11	1	2:02.382	33.623	36.945	51.814	240.0	9:50:43.389
12	1	2:01.935						12	1	2:01.935	33.471	36.720	51.744	240.0	9:52:45.324
13	1							13	1		37.486	43.130		233.2	

16							22								
1 Marcelo Hahn			McLaren 720 s				1 Niki Leutwiler			Porsche GT3-R					
PROAM			Teo Martin Motorsport				AM			PZ Oberer Zürichsee by TFT					
Lap	D	Time	Sector 1	Sector 2	Sector 3	T. Spd	Elapsed	Lap	D	Time	Sector 1	Sector 2	Sector 3	T. Spd	Elapsed
1	2	9:27:33.515	9:25:59.003	39.410	55.102	129.6	9:27:33.515	1	9:27:42.916	9:26:06.306	42.395	54.215	120.5	9:27:42.916	
2	2	2:03.006	34.000	37.143	51.863	244.3	9:29:36.521	2	2:05.082	34.684	37.521	52.877	243.2	9:29:47.998	
3	2	2:02.926	34.369	36.754	51.803	245.4	9:31:39.447	3	2:04.775	34.459	37.454	52.862	242.6	9:31:52.773	
4	2	2:11.084 P	34.143	36.850	1:00.091	245.4	9:33:50.531	4	2:12.715 P	35.045	38.228	59.442	241.6	9:34:05.488	
5	2	4:06.632	2:37.233	37.515	51.884	145.1	9:37:57.163	5	6:41.102	5:10.595	38.102	52.405	145.5	9:40:46.590	
6	2	2:02.071	33.387	36.511	52.173	243.2	9:39:59.234	6	2:03.862	34.801	36.915	52.146	234.7	9:42:50.452	
7	2	2:01.062	33.340	36.480	51.242	242.6	9:42:00.296	7	2:02.796	34.142	36.791	51.863	239.4	9:44:53.248	
8	2	2:09.820 P	33.617	36.479	59.724	242.6	9:44:10.116	8	2:03.348	33.899	37.040	52.409	238.4	9:46:56.596	
9	2	3:31.077	2:00.160	38.143	52.774	144.1	9:47:41.193	9	2:02.721	33.844	36.912	51.965	240.5	9:48:59.317	
10	2	2:00.748	33.337	36.306	51.075	241.6	9:49:41.911	10	2:02.854	33.735	37.133	51.983	241.6	9:51:02.168	
11	2	2:03.567	33.405	36.572	53.590	242.1	9:51:45.478	11	2:15.444 P	35.406	37.934	1:02.104	224.5	9:53:17.612	
12	2	2:05.530	33.848	38.021	53.661	243.2	9:53:51.008								
13	2	2:01.034	33.333	36.399	51.302	242.6	9:55:52.042								
14	2	2:26.564 P	34.915	40.733	1:10.916	242.6	9:58:18.606								





Paul Ricard
International GT Open
Qualifying - 2 Driver - 2
Lap Analysis



26

1 Fabrizio Crestani Bentley Continental GT3
 2 Yannick Mettler Team Lazarus

Lap	D	Time	Sector 1	Sector 2	Sector 3	T. Spd	Elapsed
1	2	9:27:29.420	9:25:51.602	40.717	57.101	88.9	9:27:29.420
2	2	2:04.876	35.007	37.299	52.570	246.0	9:29:34.296
3	2	2:02.575	33.861	36.663	52.051	248.2	9:31:36.871
4	2	2:02.198	33.737	36.685	51.776	248.2	9:33:39.069
5	2	2:01.940	33.637	36.463	51.840	247.1	9:35:41.009
6	2	2:10.385 P	33.782	36.982	59.621	248.2	9:37:51.394
7	2	3:37.981	2:07.527	38.307	52.147	125.5	9:41:29.375
8	2	2:00.715	33.056	36.319	51.340	248.2	9:43:30.090
9	2	2:00.803	33.139	36.444	51.220	247.1	9:45:30.893
10	2	2:17.848 P	36.200	38.422	1:03.226	238.9	9:47:48.741
11	2	3:45.192	2:15.518	37.483	52.191	141.7	9:51:33.933
12	2	2:24.572	46.498	38.834	59.240	248.2	9:53:58.505
13	2	2:01.037	33.236	36.463	51.338	249.4	9:55:59.542
14	2	2:29.400 P	37.187	42.501	1:09.712	223.6	9:58:28.942

44

1 Florian Scholze Mercedes AMG GT3 - 2020
 2 Jens Liebhauser GetSpeed Performance

Lap	D	Time	Sector 1	Sector 2	Sector 3	T. Spd	Elapsed
1	2	9:27:50.852 P	9:26:04.706	40.489	1:05.657	128.1	9:27:50.852
2	2	4:12.322	2:41.707	37.711	52.904	150.2	9:32:03.174
3	2	2:03.810	34.196	37.111	52.503	240.5	9:34:06.984
4	2	2:04.596	34.628	37.134	52.834	239.4	9:36:11.580
5	2	2:16.884 P	34.431	37.185	1:05.268	240.0	9:38:28.464
6	2	4:38.820	3:08.672	38.040	52.108	140.6	9:43:07.284
7	2	2:02.902	34.084	37.015	51.803	240.0	9:45:10.186
8	2	2:02.883	33.937	36.963	51.983	240.0	9:47:13.069
9	2	2:02.586	33.823	36.902	51.861	241.0	9:49:15.655
10	2	2:06.073	33.721	37.000	55.352	242.1	9:51:21.728
11	2	2:02.405	33.540	36.981	51.884	240.5	9:53:24.133
12	2	2:02.396	33.623	36.927	51.846	241.6	9:55:26.529
13	2	2:17.277 P	35.558	40.136	1:01.583	240.0	9:57:43.806

28

1 Stefano Coletti Bentley Continental GT3
 2 Petru R. Umbrascu Team Lazarus

Lap	D	Time	Sector 1	Sector 2	Sector 3	T. Spd	Elapsed
1	1	9:27:19.392	9:25:46.659	38.326	54.407	123.2	9:27:19.392
2	1	2:05.948	33.900	36.741	55.307	245.4	9:29:25.340
3	1	2:02.598	33.405	36.579	52.614	246.5	9:31:27.938
4	1	2:01.785	33.551	36.658	51.576	247.1	9:33:29.723
5	1	2:24.197 P	35.161	39.867	1:09.169	245.4	9:35:53.920
6	1	8:49.624	7:18.104	37.129	54.391	145.3	9:44:43.544
7	1	2:08.436	38.713	37.489	52.234	243.7	9:46:51.980
8	1	2:06.339	33.421	36.873	56.045	244.8	9:48:58.319
9	1	2:02.246	33.460	36.978	51.808	247.1	9:51:00.565
10	1	2:21.120 P	34.118	44.282	1:02.720	246.5	9:53:21.685

48

1 Stephane Ortelli Ferrari 488 GT3
 2 Angelo Negro AF Corse / APM Monaco

Lap	D	Time	Sector 1	Sector 2	Sector 3	T. Spd	Elapsed
1	1	9:28:26.060	9:26:46.609	44.772	54.679	142.8	9:28:26.060
2	1	2:01.918	33.611	36.737	51.570	241.6	9:30:27.978
3	1	2:01.235	33.488	36.716	51.031	242.1	9:32:29.213
4	1	2:01.046	33.350	36.817	50.879	242.1	9:34:30.259
5	1	10:59.215 P	34.295	39.069	9:45.851	242.1	9:45:29.474
6	1	2:30.134	52.985	41.122	56.027	148.3	9:47:59.608
7	1	2:00.856	33.416	36.490	50.950	241.0	9:50:00.464
8	1	2:01.534	33.308	36.786	51.440	242.1	9:52:01.998
9	1	2:01.545	33.442	36.653	51.450	242.1	9:54:03.543
10	1	2:01.202	33.293	36.645	51.264	243.2	9:56:04.745
11	1		40.242	46.703		202.6	

34

1 Salih Yoluc Aston Martin
 2 Charlie Eastwood TF Sport

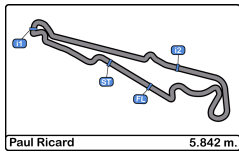
Lap	D	Time	Sector 1	Sector 2	Sector 3	T. Spd	Elapsed
1	1	9:35:10.196	9:33:39.276	37.493	53.427	146.7	9:35:10.196
2	1	2:03.302	34.296	36.933	52.073	242.6	9:37:13.498
3	1	2:02.537	33.943	36.705	51.889	242.6	9:39:16.035
4	1	2:02.432	33.716	36.714	52.002	243.7	9:41:18.467
5	1	3:07.696 P	33.963	36.717	1:57.016	242.1	9:44:26.163
6	1	2:19.860	50.428	37.131	52.301	150.6	9:46:46.023
7	1	2:08.153	33.453	37.302	57.398	242.6	9:48:54.176
8	1	2:01.093	33.547	36.462	51.084	243.2	9:50:55.269
9	1	2:00.743	33.354	36.293	51.096	243.7	9:52:56.012
10	1	2:00.936	33.322	36.422	51.192	244.8	9:54:56.948
11	1		33.634	45.567		243.7	

59

1 Miguel Ramos McLaren 720 s
 2 Henrique Chaves Teo Martín Motorsport

Lap	D	Time	Sector 1	Sector 2	Sector 3	T. Spd	Elapsed
1	2	9:27:26.163	9:25:51.912	41.131	53.120	141.5	9:27:26.163
2	2	2:01.900	33.680	36.750	51.470	242.1	9:29:28.063
3	2	2:01.574	33.630	36.573	51.371	241.6	9:31:29.637
4	2	2:11.003 P	34.302	37.997	58.704	242.1	9:33:40.640
5	2	3:43.192	2:14.420	36.977	51.795	150.2	9:37:23.832
6	2	1:59.998	33.041	36.256	50.701	241.6	9:39:23.830
7	2	2:00.301	33.002	36.378	50.921	242.1	9:41:24.131
8	2	2:10.706 P	34.325	37.915	58.466	241.6	9:43:34.837
9	2	10:57.452	9:24.644	36.817	55.991	148.5	9:54:32.289
10	2	2:00.112	33.071	36.367	50.674	241.6	9:56:32.401
11	2	2:24.775 P	39.654	40.227	1:04.894	201.8	9:58:57.176





Paul Ricard
International GT Open
Qualifying - 2 Driver - 2
Lap Analysis



72

1 Nick Moss McLaren 720 S GT3

PROAM 2 Joe Osborne Optimum Motorsport

Lap	D	Time	Sector 1	Sector 2	Sector 3	T. Spd	Elapsed
1	1	9:28:43.605	9:27:12.689	37.688	53.228	152.9	9:28:43.605
2	1	2:04.196	34.761	36.951	52.484	243.2	9:30:47.801
3	1	2:03.949	34.446	37.028	52.475	242.1	9:32:51.750
4	1	2:03.284	34.237	36.841	52.206	242.6	9:34:55.034
5	1	2:03.054	33.976	36.838	52.240	242.1	9:36:58.088
6	1	2:03.065	33.872	37.034	52.159	242.6	9:39:01.153
7	1	10:24.448 P	33.996	37.066	9:13.386	242.1	9:49:25.601
8	1	2:22.161	52.772	37.073	52.316	103.4	9:51:47.762
9	1	2:07.030	33.876	37.128	56.026	242.6	9:53:54.792
10	1	2:02.444	33.710	36.688	51.713	242.6	9:55:56.903
11	1		37.924	42.873		243.2	

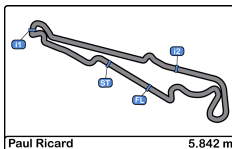
88

1 Patryk Krupinski Mercedes AMG GT3 - 2016

PROAM 2 Christian Klien JP Motorsport

Lap	D	Time	Sector 1	Sector 2	Sector 3	T. Spd	Elapsed
1	1	9:27:41.237	9:26:06.944	39.058	55.235	124.1	9:27:41.237
2	1	2:05.805	34.773	38.149	52.883	241.0	9:29:47.042
3	1	2:04.962	34.645	37.740	52.577	239.4	9:31:52.004
4	1	2:04.924	34.312	37.776	52.836	240.0	9:33:56.928
5	1	2:03.853	34.121	37.255	52.477	239.4	9:36:00.781
6	1	6:48.598 P	35.044	37.682	5:35.872	240.5	9:42:49.379
7	1	2:18.040	48.837	37.399	51.804	153.8	9:45:07.419
8	1	2:02.870	33.872	37.404	51.594	238.9	9:47:10.289
9	1	2:04.354	33.605	37.360	53.389	240.0	9:49:14.643
10	1	2:02.795	33.607	37.587	51.601	240.5	9:51:17.438
11	1	2:03.384	34.024	37.557	51.803	240.5	9:53:20.822
12	1		33.900	37.568		240.5	



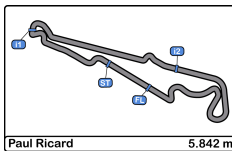


Paul Ricard
International GT Open
Qualifying - 2 Driver - 2
Best Sectors Results



Sector - 1				Sector - 2				Sector - 3				Ideal Lap vs Best Lap				
Clas	Nº	Driver	Time	Nº	Driver	Time	Nº	Driver	Time	Clas	Nº	Driver	Ideal Lap	Best Lap	Clas	
1	17	Vincent Abril	32.890	59	Henrique Chaves	36.256	59	Henrique Chaves	50.674	1	17	Vincent Abril	1:59.849	1:59.956	1	
2	59	Henrique Chaves	33.002	17	Vincent Abril	36.284	17	Vincent Abril	50.675	2	59	Henrique Chaves	1:59.932	1:59.998	2	
3	26	Yannick Mettler	33.056	34	Salih Yoluc	36.293	48	Stephane Ortelli	50.879	3	26	Yannick Mettler	2:00.595	2:00.715	3	
4	48	Stephane Ortelli	33.293	16	Christian Hahn	36.306	16	Christian Hahn	51.075	4	48	Stephane Ortelli	2:00.662	2:01.046	6	
5	34	Salih Yoluc	33.322	26	Yannick Mettler	36.319	34	Salih Yoluc	51.084	5	34	Salih Yoluc	2:00.699	2:00.743	4	
6	16	Christian Hahn	33.333	48	Stephane Ortelli	36.490	26	Yannick Mettler	51.220	6	16	Christian Hahn	2:00.714	2:01.034	5	
7	28	Stefano Coletti	33.405	28	Stefano Coletti	36.579	20	Valentin Pierburg	51.413	7	28	Stefano Coletti	2:01.560	2:01.785	7	
8	20	Valentin Pierburg	33.471	72	Nick Moss	36.688	13	Alexey Nesov	51.567	8	20	Valentin Pierburg	2:01.604	2:02.008	8	
9	7	Brendan Iribe	33.538	7	Brendan Iribe	36.704	28	Stefano Coletti	51.576	9	72	Nick Moss	2:02.111	2:03.054	14	
10	44	Jens Liebhauser	33.540	20	Valentin Pierburg	36.720	88	Patryk Krupinski	51.594	10	44	Jens Liebhauser	2:02.245	2:02.396	9	
11	88	Patryk Krupinski	33.605	22	Niki Leutwiler	36.791	72	Nick Moss	51.713	11	22	Niki Leutwiler	2:02.389	2:02.721	12	
12	13	Alexey Nesov	33.691	44	Jens Liebhauser	36.902	44	Jens Liebhauser	51.803	12	13	Alexey Nesov	2:02.403	2:02.418	10	
13	72	Nick Moss	33.710	13	Alexey Nesov	37.145	22	Niki Leutwiler	51.863	13	88	Patryk Krupinski	2:02.454	2:02.795	13	
14	22	Niki Leutwiler	33.735	88	Patryk Krupinski	37.255	7	Brendan Iribe	52.220	14	7	Brendan Iribe	2:02.462	2:02.462	11	



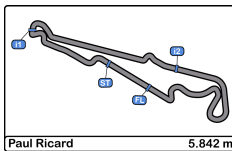


Paul Ricard
International GT Open
Qualifying - 2 Driver - 2
Best 5 Lap Times



Cl	N°	Entrant/Team	Nat	Driver 1	Nat	Status	Driver 2	Nat	Status	Vehicle	Cat	Cl	Best 1		Best 2		Best 3		Best 4		Best 5	
													Time	Lap	Time	Lap	Time	Lap	Time	Lap	Time	Lap
1	17	AF Corse / APM Monaco	ITA	Louis Prette	MCO		Vincent Abril	MCO		Ferrari 488 GT3	PRO	1	1:59.956	10	2:00.166	9	2:00.623	6	2:00.814	5	2:18.412	4
2	59	Teo Martín Motorsport	ESP	Miguel Ramos	PRT		Henrique Chaves	PRT		McLaren 720 s	PRO	2	1:59.998	6	2:00.112	10	2:00.301	7	2:01.574	3	2:01.900	2
3	26	Team Lazarus	ITA	Fabrizio Crestani	ITA		Yannick Mettler	CHE		Bentley Continental GT3	PRO	3	2:00.715	8	2:00.803	9	2:01.037	13	2:01.940	5	2:02.198	4
4	34	TF Sport	GBR	Salih Yoluc	TUR		Charlie Eastwood	IRL		Aston Martin	PRO	4	2:00.743	9	2:00.936	10	2:01.093	8	2:02.432	4	2:02.537	3
5	16	Teo Martín Motorsport	ESP	Marcelo Hahn	BRA		Christian Hahn	BRA		McLaren 720 s	PROAM	1	2:01.034	13	2:01.062	7	2:02.071	6	2:02.926	3	2:03.006	2
6	48	AF Corse / APM Monaco	ITA	Stefano Ortelli	MCO		Angelo Negro	ITA		Ferrari 488 GT3	PROAM	2	2:01.046	4	2:01.202	10	2:01.235	3	2:01.534	8	2:01.545	9
7	28	Team Lazarus	ITA	Stefano Coletti	MCO		Petru R. Umbrurescu	ROU		Bentley Continental GT3	PRO	5	2:01.785	4	2:02.246	9	2:02.598	3	2:06.339	8	2:08.436	7
8	20	SPS Automotive Performance	DEU	Valentin Pierburg	DEU		Christian Hook	DEU		Mercedes AMG GT3 - 2020	AM	1	2:02.008	8	2:02.017	9	2:02.153	7	2:02.382	11	2:03.521	3
9	44	GetSpeed Performance	DEU	Florian Scholze	DEU		Jens Liebhauser	DEU		Mercedes AMG GT3 - 2020	AM	2	2:02.396	12	2:02.405	11	2:02.586	9	2:02.883	8	2:02.902	7
10	13	AKM Motorsport	RUS	Alexander Moiseev	RUS		Alexey Nesov	RUS		Mercedes AMG GT3 - 2020	AM	3	2:02.418	9	2:02.777	8	2:04.090	4	2:04.673	10	2:04.930	5
11	7	Optimum Motorsport	GBR	Brendan Iribe	USA		Ollie Millroy	GBR		McLaren 720 S GT3	PROAM	3	2:02.462	9	2:03.526	8	2:03.723	7	2:04.155	4	2:04.273	3
12	22	PZ Oberer Zürichsee by TFT	CHE	Niki Leutwiler	CHE					Porsche GT3-R	AM	4	2:02.721	9	2:02.796	7	2:03.348	8	2:03.862	6	2:04.775	3
13	88	JP Motorsport	POL	Patryk Krupinski	POL		Christian Klien	AUT		Mercedes AMG GT3 - 2016	PROAM	4	2:02.795	10	2:02.870	8	2:03.384	11	2:03.853	5	2:04.354	9
14	72	Optimum Motorsport	GBR	Nick Moss	GBR		Joe Osborne	GBR		McLaren 720 S GT3	PROAM	5	2:03.054	5	2:03.065	6	2:03.284	4	2:03.949	3	2:04.196	2



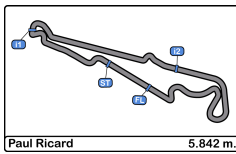


Paul Ricard
International GT Open
Qualifying - 2 Driver - 2
Best 5 Top Speeds



Cl	N°	Entrant/Team	Nat	Driver 1	Nat	Driver 2	Nat	Vehicle	Cat	Cl	Top 1		Top 2		Top 3		Top 4		Top 5		Avg
											Km/h	Lap	Km/h	Lap	Km/h	Lap	Km/h	Lap	Km/h	Lap	
1	26	Team Lazarus	ITA	Fabrizio Crestani	ITA	Yannick Mettler	CHE	Bentley Continental GT3	PRO	1	249.4	13	248.2	3	248.2	4	248.2	6	248.2	8	248.5
2	28	Team Lazarus	ITA	Stefano Coletti	MCO	Petru R. Umbrurescu	ROU	Bentley Continental GT3	PRO	2	247.1	4	247.1	9	246.5	3	246.5	10	245.4	2	246.5
3	16	Teo Martín Motorsport	ESP	Marcelo Hahn	BRA	Christian Hahn	BRA	McLaren 720 s	PROAM	1	245.4	3	245.4	4	244.3	2	243.2	6	243.2	12	244.3
4	7	Optimum Motorsport	GBR	Brendan Iribe	USA	Ollie Millroy	GBR	McLaren 720 S GT3	PROAM	2	244.8	4	244.3	2	244.3	3	244.3	5	244.3	10	244.4
5	34	TF Sport	GBR	Salih Yoluc	TUR	Charlie Eastwood	IRL	Aston Martin	PRO	3	244.8	10	243.7	4	243.7	9	243.7	11	243.2	8	243.9
6	20	SPS Automotive Performance	DEU	Valentin Pierburg	DEU	Christian Hook	DEU	Mercedes AMG GT3 - 2020	AM	1	243.2	2	242.1	3	240.5	4	240.0	11	240.0	12	241.1
7	22	PZ Oberer Zürichsee by TFT	CHE	Niki Leutwiler	CHE			Porsche GT3-R	AM	2	243.2	2	242.6	3	241.6	4	241.6	10	240.5	9	241.9
8	48	AF Corse / APM Monaco	ITA	Stephane Ortelli	MCO	Angelo Negro	ITA	Ferrari 488 GT3	PROAM	3	243.2	10	242.1	3	242.1	4	242.1	5	242.1	8	242.3
9	72	Optimum Motorsport	GBR	Nick Moss	GBR	Joe Osborne	GBR	McLaren 720 S GT3	PROAM	4	243.2	2	243.2	11	242.6	4	242.6	6	242.6	9	242.9
10	17	AF Corse / APM Monaco	ITA	Louis Prette	MCO	Vincent Abril	MCO	Ferrari 488 GT3	PRO	4	242.6	3	242.1	2	242.1	7	242.1	11	241.6	5	242.1
11	44	GetSpeed Performance	DEU	Florian Scholze	DEU	Jens Liebhauser	DEU	Mercedes AMG GT3 - 2020	AM	3	242.1	10	241.6	12	241.0	9	240.5	3	240.5	11	241.1
12	59	Teo Martín Motorsport	ESP	Miguel Ramos	PRT	Henrique Chaves	PRT	McLaren 720 s	PRO	5	242.1	2	242.1	4	242.1	7	241.6	3	241.6	6	241.9
13	13	AKM Motorsport	SRB	Alexander Moiseev	RUS	Alexey Nesov	RUS	Mercedes AMG GT3 - 2020	AM	4	241.0	10	240.0	8	240.0	9	240.0	11	238.9	4	240.0
14	88	JP Motorsport	POL	Patryk Krupinski	POL	Christian Klien	AUT	Mercedes AMG GT3 - 2016	PROAM	5	241.0	2	240.5	6	240.5	10	240.5	11	240.5	12	240.6



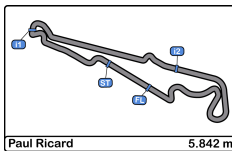


Paul Ricard
International GT Open
Qualifying - 2 Driver - 2
Fastest Laps Sequence



Lap	Time of Day	Session Time	Nº	Entrant/Team	Nat	Driver 1	Nat	Driver 2	Nat	Vehicle	Cat	Time	Km/h
2	9:29:28.063	4:28.063	59	Teo Martín Motorsport		Miguel Ramos		Henrique Chaves		McLaren 720 s	PRO	2:01.900	171.9
3	9:31:29.637	6:29.637	59	Teo Martín Motorsport		Miguel Ramos		Henrique Chaves		McLaren 720 s	PRO	2:01.574	172.3
3	9:32:29.213	7:29.213	48	AF Corse / APM Monaco		Stephane Ortelli		Angelo Negro		Ferrari 488 GT3	PROAM	2:01.235	172.8
4	9:34:30.259	9:30.259	48	AF Corse / APM Monaco		Stephane Ortelli		Angelo Negro		Ferrari 488 GT3	PROAM	2:01.046	173.1
5	9:37:51.768	12:51.768	17	AF Corse / APM Monaco		Louis Prette		Vincent Abril		Ferrari 488 GT3	PRO	2:00.814	173.4
6	9:39:23.830	14:23.830	59	Teo Martín Motorsport		Miguel Ramos		Henrique Chaves		McLaren 720 s	PRO	1:59.998	174.6
10	9:52:06.000	27:06.000	17	AF Corse / APM Monaco		Louis Prette		Vincent Abril		Ferrari 488 GT3	PRO	1:59.956	174.7



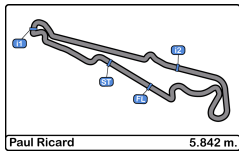


Paul Ricard
International GT Open
Qualifying - 2 Driver - 2
Event Best Maximum Speed



Nº	Entrant/Team	Nat	Driver 1	Nat	Driver 2	Nat	Vehicle	Cat	Km/h	Session
28	Team Lazarus	ITA	Stefano Coletti	MCO	Petru R. Umbrurescu	ROU	Bentley Continental GT3	PRO	250.5	Qualifying - 1 Driver - 1
26	Team Lazarus	ITA	Fabrizio Crestani	ITA	Yannick Mettler	CHE	Bentley Continental GT3	PRO	249.4	Qualifying - 2 Driver - 2
7	Optimum Motorsport	GBR	Brendan Iribe	USA	Ollie Millroy	GBR	McLaren 720 S GT3	PROAM	248.8	Free Practice - 2
16	Teo Martín Motorsport	ESP	Marcelo Hahn	BRA	Christian Hahn	BRA	McLaren 720 s	PROAM	248.8	Free Practice - 2
72	Optimum Motorsport	GBR	Nick Moss	GBR	Joe Osborne	GBR	McLaren 720 S GT3	PROAM	248.2	Free Practice - 2
34	TF Sport	GBR	Salih Yoluc	TUR	Charlie Eastwood	IRL	Aston Martin	PRO	248.2	Free Practice - 2
59	Teo Martín Motorsport	ESP	Miguel Ramos	PRT	Henrique Chaves	PRT	McLaren 720 s	PRO	247.7	Free Practice - 2
44	GetSpeed Performance	DEU	Florian Scholze	DEU	Jens Liebhauser	DEU	Mercedes AMG GT3 - 2020	AM	247.1	Free Practice - 2
48	AF Corse / APM Monaco	ITA	Stephane Ortelli	MCO	Angelo Negro	ITA	Ferrari 488 GT3	PROAM	246.5	Free Practice - 1
22	PZ Oberer Zürichsee by TFT	CHE	Niki Leutwiler	CHE			Porsche GT3-R	AM	246.5	Free Practice - 2
13	AKM Motorsport	SMR	Alexander Moiseev	RUS	Alexey Nesov	RUS	Mercedes AMG GT3 - 2020	AM	246.5	Free Practice - 2
88	JP Motorsport	POL	Patryk Krupinski	POL	Christian Klien	AUT	Mercedes AMG GT3 - 2016	PROAM	246.0	Free Practice - 2
17	AF Corse / APM Monaco	ITA	Louis Prette	MCO	Vincent Abril	MCO	Ferrari 488 GT3	PRO	246.0	Free Practice - 2
20	SPS Automotive Performance	DEU	Valentin Pierburg	DEU	Christian Hook	DEU	Mercedes AMG GT3 - 2020	AM	245.4	Free Practice - 2
99	AKM Motorsport	SMR	Lorenzo Ferrari	ITA	Marco Antonelli	ITA	Mercedes AMG GT3 - 2020	PROAM	243.2	Private test





Paul Ricard
International GT Open
Qualifying - 2 Driver - 2
Pit Stop Analysis



7	Brendan Iribe	PROAM	Optimum Motorsport
	Ollie Millroy		McLaren 720 S GT3

Nr.	In Day Time	In Time	Out Time	Pit Time	T. Pit Time	Handicap	Penalty
1	9:36:06.956	9:36:06.956	9:40:51.638	4:44.682	4:44.682		

13	Alexander Moiseev	AM	AKM Motorsport
	Alexey Nesov		Mercedes AMG GT3 - 2020

Nr.	In Day Time	In Time	Out Time	Pit Time	T. Pit Time	Handicap	Penalty
1	9:34:23.366	9:34:23.366	9:35:36.635	1:13.269	1:13.269		
2	9:43:58.827	9:43:58.827	9:46:40.171	2:41.344	3:54.613		

16	Marcelo Hahn	PROAM	Teo Martin Motorsport
	Christian Hahn		McLaren 720 s

Nr.	In Day Time	In Time	Out Time	Pit Time	T. Pit Time	Handicap	Penalty
1	9:33:42.109	9:33:42.109	9:35:53.923	2:11.814	2:11.814		
2	9:44:01.708	9:44:01.708	9:45:35.653	1:33.945	3:45.759		

17	Louis Prette	PRO	AF Corse / APM Monaco
	Vincent Abril		Ferrari 488 GT3

Nr.	In Day Time	In Time	Out Time	Pit Time	T. Pit Time	Handicap	Penalty
1	9:31:31.829	9:31:31.829	9:33:49.509	2:17.680	2:17.680		
2	9:41:53.181	9:41:53.181	9:46:01.951	4:08.770	6:26.450		

20	Valentin Pierburg	AM	SPS Automotive Performance
	Christian Hook		Mercedes AMG GT3 - 2020

Nr.	In Day Time	In Time	Out Time	Pit Time	T. Pit Time	Handicap	Penalty
1	9:33:40.363	9:33:40.363	9:36:16.102	2:35.739	2:35.739		

22	Niki Leutwiler	AM	PZ Oberer Zürichsee by TFT
			Porsche GT3-R

Nr.	In Day Time	In Time	Out Time	Pit Time	T. Pit Time	Handicap	Penalty
1	9:33:57.012	9:33:57.012	9:38:42.485	4:45.473	4:45.473		

26	Fabrizio Crestani	PRO	Team Lazarus
	Yannick Mettler		Bentley Continental GT3

Nr.	In Day Time	In Time	Out Time	Pit Time	T. Pit Time	Handicap	Penalty
1	9:37:42.823	9:37:42.823	9:39:21.742	1:38.919	1:38.919		
2	9:47:39.619	9:47:39.619	9:49:29.658	1:50.039	3:28.958		

28	Stefano Coletti	PRO	Team Lazarus
	Petru R. Umbrarescu		Bentley Continental GT3

Nr.	In Day Time	In Time	Out Time	Pit Time	T. Pit Time	Handicap	Penalty
1	9:35:37.968	9:35:37.968	9:42:37.630	6:59.662	6:59.662		

34	Salih Yoluc	PRO	TF Sport
	Charlie Eastwood		Aston Martin

Nr.	In Day Time	In Time	Out Time	Pit Time	T. Pit Time	Handicap	Penalty
1	9:43:21.803	9:43:21.803	9:44:42.946	1:21.143	1:21.143		

44	Florian Scholze	AM	GetSpeed Performance
	Jens Liebhauser		Mercedes AMG GT3 - 2020

Nr.	In Day Time	In Time	Out Time	Pit Time	T. Pit Time	Handicap	Penalty
1	9:27:42.340	9:27:42.340	9:29:59.251	2:16.911	2:16.911		
2	9:38:18.530	9:38:18.530	9:41:01.720	2:43.190	5:00.101		

48	Stephane Ortelli	PROAM	AF Corse / APM Monaco
	Angelo Negro		Ferrari 488 GT3

Nr.	In Day Time	In Time	Out Time	Pit Time	T. Pit Time	Handicap	Penalty
1	9:36:39.034	9:36:39.034	9:45:46.435	9:07.401	9:07.401		

59	Miguel Ramos	PRO	Teo Martin Motorsport
	Henrique Chaves		McLaren 720 s

Nr.	In Day Time	In Time	Out Time	Pit Time	T. Pit Time	Handicap	Penalty
1	9:33:32.192	9:33:32.192	9:35:21.896	1:49.704	1:49.704		
2	9:43:26.377	9:43:26.377	9:52:26.609	9:00.232	10:49.936		

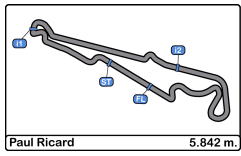
72	Nick Moss	PROAM	Optimum Motorsport
	Joe Osborne		McLaren 720 S GT3

Nr.	In Day Time	In Time	Out Time	Pit Time	T. Pit Time	Handicap	Penalty
1	9:41:05.415	9:41:05.415	9:49:43.390	8:37.975	8:37.975		

88	Patryk Krupinski	PROAM	JP Motorsport
	Christian Klien		Mercedes AMG GT3 - 2016

Nr.	In Day Time	In Time	Out Time	Pit Time	T. Pit Time	Handicap	Penalty
1	9:38:05.138	9:38:05.138	9:43:06.128	5:00.990	5:00.990		

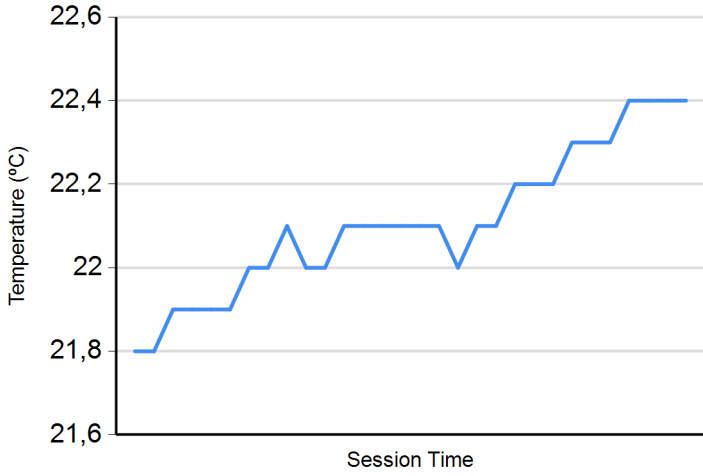




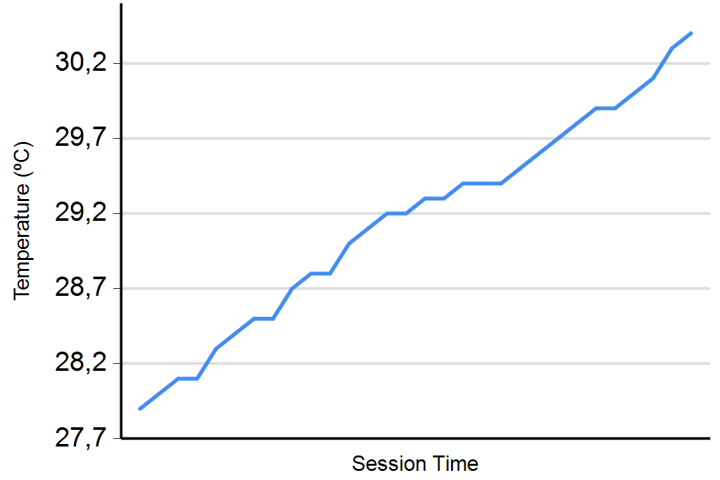
Paul Ricard
International GT Open
Qualifying - 2 Driver - 2
Weather Report



Air Temperature



Track Temperature



Humidity

