

Paul Ricard
International GT Open
Free Practice - 2
Provisional Results



Cls	Nº	Entrant/Team	Nat	Driver 1	Nat	Driver 2	Nat	Vehicle	Cat	Cls	Laps	Best	Time	Gap	Interval	Km/h
1	88	JP Motorsport	POL	Patryk Krupinski	POL	Christian Klien	AUT	Mercedes AMG GT3 - 2016	PROAM	1	23	16	2:01.712			172.2
2	17	AF Corse / APM Monaco	ITA	Louis Prette	MCO	Vincent Abril	MCO	Ferrari 488 GT3	PRO	1	22	22	2:01.761	0.049	0.049	172.1
3	28	Lazarus Racing	ITA	Stefano Coletti	MCO	Petru R. Umbrurescu	ROU	Bentley Continental GT3	PRO	2	23	20	2:02.192	0.480	0.431	171.5
4	34	TF Sport	GBR	Salih Yoluc	TUR	Charlie Eastwood	ITA	Aston Martin	PRO	3	23	12	2:02.303	0.591	0.111	171.3
5	48	AF Corse / APM Monaco	ITA	Stephane Ortelli	MCO	Angelo Negro	ITA	Ferrari 488 GT3	PROAM	2	22	10	2:02.334	0.622	0.031	171.3
6	7	Optimum Motorsport	GBR	Brendan Iribe	USA	Ollie Millroy	GBR	McLaren 720 S GT3	PROAM	3	23	21	2:02.570	0.858	0.236	170.9
7	59	Teo Martín Motorsport	ESP	Miguel Ramos	PRT	Henrique Chaves	PRT	McLaren 720 s	PRO	4	25	12	2:02.647	0.935	0.077	170.8
8	16	Teo Martín Motorsport	ESP	Marcelo Hahn	BRA	Christian M. Hahn	BRA	McLaren 720 s	PROAM	4	25	7	2:03.046	1.334	0.399	170.3
9	72	Optimum Motorsport	GBR	Nick Moss	GBR	Joe Osborne	GBR	McLaren 720 S GT3	PROAM	5	8	4	2:03.147	1.435	0.101	170.1
10	13	AKM Motorsport	SMR	Alexander Moiseev	RUS	Alexey Nesov	RUS	Mercedes AMG GT3 - 2020	AM	1	22	22	2:03.273	1.561	0.126	170.0
11	44	GetSpeed Performance	DEU	Florian Scholze	DEU	Jens Liebhauser	DEU	Mercedes AMG GT3 - 2020	AM	2	22	19	2:03.432	1.720	0.159	169.8
12	20	SPS Automotive Performance	DEU	Valentin Pierburg	DEU	Christian Hook	DEU	Mercedes AMG GT3 - 2020	AM	3	26	26	2:03.455	1.743	0.023	169.7
13	22	PZ Oberer Zürichsee by TFT	CHE	Niki Leutwiler	CHE		CHE	Porsche GT3-R	AM	4	19	18	2:04.089	2.377	0.634	168.9
14	26	Lazarus Racing	ITA	Fabrizio Crestani	ITA	Yannick Mettler	CHE	Bentley Continental GT3	PRO	5	1	1	11:11:01.1	11:08:59.	11:08:57.	00.0

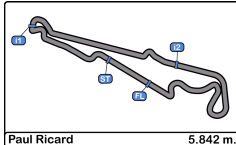
CAR 13 TIME 2:06.017 DELETED TRACK LIMITS AT T 10
 CAR 28 TIME 2:03.069 DELETED TRACK LIMITS AT T 10
 CAR 28 TIME 2:03.069 DELETED TRACK LIMITS AT T 10
 CAR 44 TIME 2:03.955 DELETED TRACK LIMITS AT T 2
 CAR 44 TIME 2:03.955 DELETED TRACK LIMITS AT T 2

Published at:.....

Track Temp: 46.3 °C Air Temp: 29.6 °C Humidity: 38 % Track Status: DRY

Stewards:	Race Director:	Timekeeper: 
------------------	-----------------------	--






Paul Ricard
International GT Open
Free Practice - 2
Provisional Results by Class



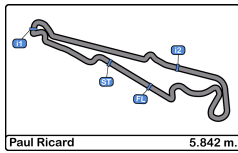
Cls	Nº	Entrant/Team	Nat	Driver 1	Nat	Driver 2	Nat	Vehicle	Cat	Cls	Laps	Best	Time	Gap	Interval	Km/h
PRO																
1	17	AF Corse / APM Monaco	ITA	Louis Prette	ITA	Vincent Abril	MCO	Ferrari 488 GT3	PRO	1	22	22	2:01.761			172.1
2	28	Lazarus Racing	ITA	Stefano Coletti	MCO	Petru R. Umbrurescu	ROU	Bentley Continental GT3	PRO	2	23	20	2:02.192	0.431	0.431	171.5
3	34	TF Sport	GBR	Salih Yoluc	TUR	Charlie Eastwood	IRL	Aston Martin	PRO	3	23	12	2:02.303	0.542	0.111	171.3
4	59	Teo Martín Motorsport	ESP	Miguel Ramos	PRT	Henrique Chaves	PRT	McLaren 720 s	PRO	4	25	12	2:02.647	0.886	0.344	170.8
5	26	Lazarus Racing	ITA	Fabrizio Crestani	ITA	Yannick Mettler	CHE	Bentley Continental GT3	PRO	5	1	1	11:11:01.1	11:08:59.	11:08:58.	00.0
PROAM																
1	88	JP Motorsport	POL	Patryk Krupinski	POL	Christian Klien	AUT	Mercedes AMG GT3 - 2016	PROAM	1	23	16	2:01.712			172.2
2	48	AF Corse / APM Monaco	ITA	Stefano Ortelli	MCO	Angelo Negro	ITA	Ferrari 488 GT3	PROAM	2	22	10	2:02.334	0.622	0.622	171.3
3	7	Optimum Motorsport	GBR	Brendan Iribe	USA	Ollie Millroy	GBR	McLaren 720 S GT3	PROAM	3	23	21	2:02.570	0.858	0.236	170.9
4	16	Teo Martín Motorsport	ESP	Marcelo Hahn	BRA	Christian M. Hahn	BRA	McLaren 720 s	PROAM	4	25	7	2:03.046	1.334	0.476	170.3
5	72	Optimum Motorsport	GBR	Nick Moss	GBR	Joe Osborne	GBR	McLaren 720 S GT3	PROAM	5	8	4	2:03.147	1.435	0.101	170.1
AM																
1	13	AKM Motorsport	GBR	Alexander Moiseev	RUS	Alexey Nesov	RUS	Mercedes AMG GT3 - 2020	AM	1	22	22	2:03.273			170.0
2	44	GetSpeed Performance	DEU	Florian Scholze	DEU	Jens Liebhauser	DEU	Mercedes AMG GT3 - 2020	AM	2	22	19	2:03.432	0.159	0.159	169.8
3	20	SPS Automotive Performance	DEU	Valentin Pierburg	DEU	Christian Hook	DEU	Mercedes AMG GT3 - 2020	AM	3	26	26	2:03.455	0.182	0.023	169.7
4	22	PZ Oberer Zürichsee by TFT	CHE	Niki Leutwiler	CHE			Porsche GT3-R	AM	4	19	18	2:04.089	0.816	0.634	168.9

Published at:.....

Track Temp: 46.3 °C Air Temp: 29.6 °C Humidity: 38 % Track Status: DRY

Stewards:	Race Director:	Timekeeper: 
------------------	-----------------------	--





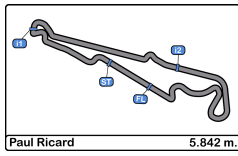
Paul Ricard
International GT Open
Free Practice - 2
Lap Analysis



7							16								
1 Brendan Iribe McLaren 720 S GT3							1 Marcelo Hahn McLaren 720 s								
PROAM 2 Ollie Millroy Optimum Motorsport							PROAM 2 Christian M. Hahn Teo Martín Motorsport								
Lap	D	Time	Sector 1	Sector 2	Sector 3	T. Spd	Elapsed	Lap	D	Time	Sector 1	Sector 2	Sector 3	T. Spd	Elapsed
1		11:12:22.010	11:10:49.588	38.426	53.996	144.7	11:12:22.010	1		11:11:21.899	11:09:27.472	43.743	1:10.684	112.5	11:11:21.899
2		2:04.840	34.633	37.549	52.658	245.4	11:14:26.850	2		4:23.033	2:43.309	40.649	59.075	129.3	11:15:44.932
3		2:03.493	34.205	37.155	52.133	247.7	11:16:30.343	3		2:12.019	37.764	38.881	55.374	246.5	11:17:56.951
4		2:03.223	33.709	37.079	52.435	247.7	11:18:33.566	4		2:08.378	34.398	38.263	55.717	247.7	11:20:05.329
5		2:02.788	33.859	36.966	51.963	247.1	11:20:36.354	5		2:04.880	34.022	38.375	52.483	247.1	11:22:10.209
6		2:02.836	33.730	36.939	52.167	248.8	11:22:39.190	6		2:03.299	33.836	37.317	52.146	248.8	11:24:13.508
7		2:02.595	33.589	36.896	52.110	248.2	11:24:41.785	7		2:03.046	33.746	37.332	51.968	246.5	11:26:16.554
8		6:01.310	P 33.876	36.882	4:50.552	248.2	11:30:43.095	8		2:11.267	34.662	40.789	55.816	246.5	11:28:27.821
9		2:20.886	49.095	37.690	54.101	164.8	11:33:03.981	9		2:10.211	33.816	37.212	59.183	247.1	11:30:38.032
10		2:19.765	34.428	37.526	1:07.811	246.0	11:35:23.746	10		2:13.273	P 33.867	37.071	1:02.335	247.7	11:32:51.305
11		2:05.404	34.217	37.274	53.913	246.5	11:37:29.150	11		5:25.421	3:53.768	38.774	52.879	130.4	11:38:16.726
12		2:05.259	34.596	37.488	53.175	247.7	11:39:34.409	12		2:03.370	33.967	37.249	52.154	246.5	11:40:20.096
13		2:05.289	34.299	37.934	53.056	247.1	11:41:39.698	13		2:05.634	33.564	38.763	53.307	247.1	11:42:25.730
14		2:04.630	34.296	37.343	52.991	246.5	11:43:44.328	14		2:15.601	P 34.352	40.369	1:00.880	246.5	11:44:41.331
15		2:05.592	34.991	37.630	52.971	247.1	11:45:49.920	15		4:00.993	2:29.449	38.064	53.480	130.1	11:48:42.324
16		2:05.108	34.499	37.435	53.174	247.1	11:47:55.028	16		2:04.982	34.331	37.726	52.925	246.5	11:50:47.306
17		3:03.949	P 34.885	37.557	1:51.507	248.2	11:50:58.977	17		2:05.186	34.117	38.053	53.016	246.0	11:52:52.492
18		2:19.619	50.451	36.979	52.189	149.7	11:53:18.596	18		2:05.196	34.533	37.805	52.858	247.1	11:54:57.688
19		2:02.725	33.703	37.120	51.902	248.2	11:55:21.321	19		2:10.519	P 34.306	37.953	58.260	247.1	11:57:08.207
20		2:02.668	33.746	36.984	51.938	248.8	11:57:23.989	20		4:07.003	2:36.149	37.904	52.950	150.0	12:01:15.210
21		2:02.570	33.640	37.273	51.657	247.7	11:59:26.559	21		2:05.819	34.557	38.067	53.195	246.0	12:03:21.029
22		2:02.715	33.655	36.917	52.143	248.8	12:01:29.274	22		2:05.361	34.178	37.892	53.291	246.5	12:05:26.390
23		2:02.664	33.629	37.067	51.968	247.7	12:03:31.938	23		2:04.901	34.342	37.753	52.806	246.5	12:07:31.291
24			33.706	36.917		248.2		24		2:04.060	33.926	37.413	52.721	246.0	12:09:35.351
								25		2:19.282	P 36.397	41.427	1:01.458	243.7	12:11:54.633

13							17								
AM 1 Alexander Moiseev Mercedes AMG GT3 - 2020							PRO 1 Louis Prette Ferrari 488 GT3								
2 Alexey Nesov AKM Motorsport							2 Vincent Abril AF Corse / APM Monaco								
Lap	D	Time	Sector 1	Sector 2	Sector 3	T. Spd	Elapsed	Lap	D	Time	Sector 1	Sector 2	Sector 3	T. Spd	Elapsed
1		11:15:32.587	P 11:11:16.457	48.223	3:27.907	127.3	11:15:32.587	1		11:13:32.476	P 11:11:10.948	41.081	1:40.447	136.3	11:13:32.476
2		2:34.583	57.263	41.763	55.557	137.0	11:18:07.170	2		2:24.927	50.498	38.172	56.257	143.8	11:15:57.403
3		2:08.049	35.147	38.634	54.268	241.6	11:20:15.219	3		2:03.008	33.677	37.537	51.794	244.3	11:18:00.411
4		2:06.047	34.577	38.302	53.138	242.6	11:22:21.236	4		2:02.323	33.539	37.226	51.558	244.8	11:20:02.734
5		2:05.374	34.365	38.078	52.931	243.2	11:24:26.610	5		2:06.478	33.463	37.230	55.785	244.3	11:22:09.212
6		2:05.326	34.359	38.150	52.817	243.7	11:26:31.936	6		6:54.450	P 33.322	37.303	5:43.825	244.8	11:29:03.662
7		2:05.557	34.495	38.084	52.978	242.6	11:28:37.493	7		2:25.201	52.757	38.984	53.460	143.8	11:31:28.863
8		2:05.194	34.321	38.017	52.856	244.8	11:30:42.687	8		2:05.796	34.676	38.309	52.811	243.7	11:33:34.659
9		4:06.872	P 34.818	38.223	2:53.831	244.3	11:34:49.559	9		2:03.617	33.875	37.385	52.357	243.7	11:35:38.276
10		2:22.447	50.589	38.420	53.438	149.5	11:37:12.006	10		2:03.142	33.769	37.366	52.007	243.7	11:37:41.418
11		6:22.674	P 35.658	39.933	5:07.083	243.2	11:43:34.680	11		2:04.146	33.842	37.346	52.958	244.3	11:39:45.564
12		2:21.249	50.083	38.109	53.057	150.6	11:45:55.929	12		2:03.178	33.574	37.456	52.148	244.3	11:41:48.742
13		2:06.057	34.382	38.065	53.610	243.7	11:48:01.986	13		6:41.813	P 34.610	37.689	5:29.514	243.2	11:48:30.555
14		2:07.140	36.326	38.007	52.807	242.6	11:50:09.126	14		2:24.660	51.939	40.213	52.508	145.3	11:50:55.215
15		3:12.452	P 35.346	38.160	1:58.946	244.3	11:53:21.578	15		2:02.695	33.513	37.249	51.933	243.2	11:52:57.910
16		2:21.784	50.933	37.894	52.957	147.1	11:55:43.362	16		2:04.378	34.635	37.641	52.102	245.4	11:55:02.288
17		2:03.788	33.802	37.549	52.437	243.2	11:57:47.150	17		2:02.273	33.503	37.131	51.639	245.4	11:57:04.561
18		2:04.143	33.476	37.782	52.885	245.4	11:59:51.293	18		3:05.106	P 33.585	37.446	1:54.075	244.8	12:00:09.667
19		2:03.561	33.843	37.215	52.503	246.0	12:01:54.854	19		2:18.202	49.707	37.074	51.421	147.5	12:02:27.869
20		2:03.832	33.726	37.806	52.300	243.7	12:03:58.686	20		2:02.575	33.716	37.300	51.559	244.3	12:04:30.444
21		2:03.425	33.757	37.607	52.061	245.4	12:06:02.111	21		2:13.179	37.254	41.219	54.706	246.0	12:06:43.623
22		2:03.273	33.773	37.420	52.080	246.0	12:08:05.384	22		2:01.761	33.537	37.008	51.216	245.4	12:08:45.384
23			33.893	38.263		246.5		23			39.255	45.745		236.8	





Paul Ricard
International GT Open
Free Practice - 2
Lap Analysis



20

1 Valentin Pierburg Mercedes AMG GT3 - 2020
 AM 2 Christian Hook SPS Automotive Performance

Lap D	Time	Sector 1	Sector 2	Sector 3	T. Spd	Elapsed
1	11:12:42.007	11:11:05.478	39.633	56.896	136.8	11:12:42.007
2	2:06.695	34.530	38.450	53.715	242.6	11:14:48.702
3	2:05.996	34.473	38.093	53.430	243.2	11:16:54.698
4	2:06.503	34.711	37.902	53.890	242.6	11:19:01.201
5	2:06.143	34.548	38.007	53.588	242.1	11:21:07.344
6	2:05.609	34.157	38.183	53.269	243.2	11:23:12.953
7	2:58.592 P	34.488	38.066	1:46.038	242.1	11:26:11.545
8	2:28.462	52.673	42.524	53.265	129.0	11:28:40.007
9	2:05.988	34.787	37.961	53.240	244.3	11:30:45.995
10	2:05.134	34.450	37.760	52.924	243.7	11:32:51.129
11	2:05.479	34.347	37.944	53.188	242.6	11:34:56.608
12	2:05.068	34.124	37.578	53.366	243.2	11:37:01.676
13	4:22.786 P	34.227	37.746	3:10.813	244.3	11:41:24.462
14	2:28.226	56.444	38.332	53.450	129.6	11:43:52.688
15	2:04.797	33.941	37.946	52.910	243.2	11:45:57.485
16	2:05.052	34.012	37.465	53.575	243.7	11:48:02.537
17	2:04.967	34.644	37.534	52.789	245.4	11:50:07.504
18	2:04.252	33.978	37.586	52.688	243.2	11:52:11.756
19	2:04.480	33.797	37.688	52.995	244.3	11:54:16.236
20	2:58.135 P	33.589	37.793	1:46.753	243.2	11:57:14.371
21	2:20.665	50.448	37.563	52.654	147.5	11:59:35.036
22	2:03.738	33.704	37.523	52.511	244.3	12:01:38.774
23	2:03.909	33.771	37.669	52.469	243.7	12:03:42.683
24	2:03.723	33.718	37.489	52.516	243.7	12:05:46.406
25	2:03.794	33.686	37.706	52.402	244.3	12:07:50.200
26	2:03.455	33.762	37.404	52.289	243.2	12:09:53.655
27		36.957	40.642		218.6	

28

1 Stefano Coletti Bentley Continental GT3
 PRO 2 Petru R. Umbrurescu Lazarus Racing

Lap D	Time	Sector 1	Sector 2	Sector 3	T. Spd	Elapsed
1	11:10:57.751	11:09:15.425	41.892	1:00.434	135.3	11:10:57.751
2	2:05.513	34.498	38.154	52.861	246.0	11:13:03.264
3	2:05.226	34.190	38.023	53.013	246.5	11:15:08.490
4	2:04.206	34.353	37.596	52.257	246.5	11:17:12.696
5	2:03.900	33.987	37.377	52.536	247.1	11:19:16.596
6	2:10.800	39.135	39.159	52.506	247.1	11:21:27.396
7	2:03.734	33.993	37.480	52.261	248.2	11:23:31.130
8	2:03.069	33.614	37.351	52.104	247.7	11:25:34.199
9	2:16.527 P	35.119	38.304	1:03.104	247.1	11:27:50.726
10	6:46.519	5:09.244	40.825	56.450	142.1	11:34:37.245
11	2:05.387	34.418	37.812	53.157	250.0	11:36:42.632
12	2:04.980	34.210	37.908	52.862	249.4	11:38:47.612
13	2:05.012	33.839	38.099	53.074	248.2	11:40:52.624
14	2:04.195	34.036	37.528	52.631	248.2	11:42:56.819
15	2:04.061	33.696	37.525	52.840	248.8	11:45:00.880
16	2:04.359	34.028	37.494	52.837	248.2	11:47:05.239
17	2:04.132	33.773	37.421	52.938	248.8	11:49:09.371
18	2:11.163 P	33.990	37.472	59.701	248.8	11:51:20.534
19	8:38.176	7:02.610	38.127	57.439	142.6	11:59:58.710
20	2:02.192	33.175	37.136	51.881	247.1	12:02:00.902
21	2:12.184	40.295	38.862	53.027	223.1	12:04:13.086
22	2:08.192	34.028	40.026	54.138	248.8	12:06:21.278
23	2:12.708 P	33.347	37.244	1:02.117	248.2	12:08:33.986

34

1 Salih Yoluc Aston Martin
 PRO 2 Charlie Eastwood TF Sport

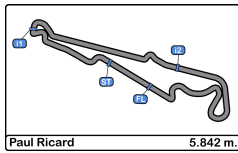
Lap D	Time	Sector 1	Sector 2	Sector 3	T. Spd	Elapsed
1	11:11:22.675	11:09:48.395	39.771	54.509	140.6	11:11:22.675
2	2:05.825	34.550	37.827	53.448	247.1	11:13:28.500
3	2:04.396	34.050	37.606	52.740	248.2	11:15:32.896
4	2:04.007	33.897	37.546	52.564	247.7	11:17:36.903
5	2:03.732	33.820	37.569	52.343	247.7	11:19:40.635
6	2:03.507	33.554	37.465	52.488	246.5	11:21:44.142
7	2:03.417	33.562	37.485	52.370	247.1	11:23:47.559
8	4:15.914 P	33.611	37.856	3:04.447	247.1	11:28:03.473
9	2:22.622	51.495	38.179	52.948	140.0	11:30:26.095
10	2:02.853	33.649	37.215	51.989	245.4	11:32:28.948
11	2:05.423	33.761	37.752	53.910	246.0	11:34:34.371
12	2:02.303	33.457	37.098	51.748	246.0	11:36:36.674
13	6:48.503 P	33.525	37.090	5:37.888	248.2	11:43:25.177
14	2:28.650	51.588	38.304	58.758	146.9	11:45:53.827
15	2:06.593	33.678	37.270	55.645	245.4	11:48:00.420
16	2:03.264	33.666	37.324	52.274	245.4	11:50:03.684
17	2:15.984	36.439	45.786	53.759	244.8	11:52:19.668
18	2:02.672	33.533	37.345	51.794	246.5	11:54:22.340
19	5:06.156 P	33.926	38.833	3:53.397	247.1	11:59:28.496
20	2:30.005	54.765	38.618	56.622	122.8	12:01:58.501
21	2:02.506	33.493	37.220	51.793	245.4	12:04:01.007
22	2:11.620	34.271	42.303	55.046	247.1	12:06:12.627
23	2:02.491	33.543	37.368	51.580	246.5	12:08:15.118
24		33.471	37.318	246.0		

26

1 Fabrizio Crestani Bentley Continental GT3
 PRO 2 Yannick Mettler Lazarus Racing

Lap D	Time	Sector 1	Sector 2	Sector 3	T. Spd	Elapsed
1	11:11:01.168 P	11:09:07.123	42.379	1:11.666	118.5	11:11:01.168





Paul Ricard
International GT Open
Free Practice - 2
Lap Analysis



44

1 Florian Scholze Mercedes AMG GT3 - 2020
 AM 2 Jens Liebhauser GetSpeed Performance

59

1 Miguel Ramos McLaren 720 s
 PRO 2 Henrique Chaves Teo Martín Motorsport

Lap	D	Time	Sector 1	Sector 2	Sector 3	T. Spd	Elapsed
1		11:11:12.024 P	11:09:09.391	44.259	1:18.374	148.5	11:11:12.024
2		5:42.275 P	3:55.293	45.885	1:01.097	151.4	11:16:54.299
3		9:30.801	7:59.150	38.753	52.898	135.8	11:26:25.100
4		2:04.770	34.022	37.722	53.026	243.7	11:28:29.870
5		2:03.955	33.668	37.754	52.533	245.4	11:30:33.825
6		2:03.982	33.884	37.860	52.238	246.0	11:32:37.807
7		2:04.875	34.043	37.926	52.906	245.4	11:34:42.682
8		2:03.829	33.676	37.815	52.338	246.0	11:36:46.511
9		2:03.920	33.952	37.523	52.445	247.1	11:38:50.431
10		2:12.499 P	34.150	37.724	1:00.625	245.4	11:41:02.930
11		3:23.733	1:51.953	38.454	53.326	149.5	11:44:26.663
12		2:04.649	34.108	37.751	52.790	245.4	11:46:31.312
13		2:04.088	33.836	37.536	52.716	244.8	11:48:35.400
14		2:04.062	34.033	37.632	52.397	246.5	11:50:39.462
15		2:03.633	33.787	37.497	52.349	244.3	11:52:43.095
16		2:03.765	33.709	37.447	52.609	247.1	11:54:46.860
17		2:10.451	40.602	37.807	52.042	246.0	11:56:57.311
18		2:03.522	33.734	37.387	52.401	246.5	11:59:00.833
19		2:03.432	33.835	37.248	52.349	245.4	12:01:04.265
20		2:11.696 P	33.815	37.318	1:00.563	244.8	12:03:15.961
21		3:26.717 P	1:48.374	37.802	1:00.541	151.6	12:06:42.678
22		3:32.994 P	1:53.615	38.438	1:00.941	150.0	12:10:15.672

48

1 Stephane Ortelli Ferrari 488 GT3
 PROAM 2 Angelo Negro AF Corse / APM Monaco

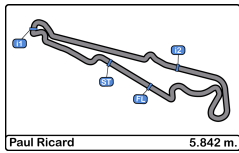
Lap	D	Time	Sector 1	Sector 2	Sector 3	T. Spd	Elapsed
1		11:11:28.292	11:09:44.773	43.422	1:00.097	137.5	11:11:28.292
2		2:08.275	35.967	38.725	53.583	243.2	11:13:36.567
3		2:04.004	33.882	37.706	52.416	244.3	11:15:40.571
4		2:03.613	33.807	37.456	52.350	244.3	11:17:44.184
5		2:03.456	33.609	37.537	52.310	246.0	11:19:47.640
6		2:03.367	33.650	37.404	52.313	244.8	11:21:51.007
7		7:31.148 P	33.615	37.762	6:19.771	245.4	11:29:22.155
8		2:22.970	51.371	38.197	53.402	146.7	11:31:45.125
9		2:04.122	33.872	37.682	52.568	244.8	11:33:49.247
10		2:02.334	33.387	37.041	51.906	244.3	11:35:51.581
11		3:09.858 P	35.033	38.627	1:56.198	246.0	11:39:01.439
12		3:44.111 P	1:04.658	41.019	1:58.434	77.7	11:42:45.550
13		2:24.403	50.752	38.863	54.788	151.6	11:45:09.953
14		2:06.722	34.647	37.029	55.046	242.6	11:47:16.675
15		2:17.089	34.927	38.116	1:04.046	243.7	11:49:33.764
16		2:06.844	34.353	38.354	54.137	243.7	11:51:40.608
17		3:37.447 P	36.829	38.606	2:22.012	242.6	11:55:18.055
18		2:22.837	50.851	38.279	53.707	148.7	11:57:40.892
19		2:06.055	34.029	38.246	53.780	244.3	11:59:46.947
20		2:06.233	34.289	38.533	53.411	244.3	12:01:53.180
21		2:07.361	33.909	39.307	54.145	244.8	12:04:00.541
22		2:06.800	34.348	37.949	54.503	246.0	12:06:07.341
23			35.977	42.813		244.8	

72

1 Nick Moss McLaren 720 S GT3
 PROAM 2 Joe Osborne Optimum Motorsport

Lap	D	Time	Sector 1	Sector 2	Sector 3	T. Spd	Elapsed
1		11:11:16.263	11:09:43.678	38.393	54.192	149.1	11:11:16.263
2		2:03.637	33.863	37.477	52.297	245.4	11:13:19.900
3		2:03.358	33.694	37.419	52.245	248.2	11:15:23.258
4		2:03.147	33.755	37.267	52.125	248.2	11:17:26.405
5		4:29.223 P	33.972	37.140	3:18.111	248.2	11:21:55.628
6		2:20.907	50.400	37.439	53.068	137.2	11:24:16.535
7		8:03.524 P	34.273	37.572	6:51.679	244.3	11:32:20.059
8		2:29.878	55.156	39.201	55.521	142.2	11:34:49.937
9			35.244	42.442		240.5	





Paul Ricard
International GT Open
Free Practice - 2
Lap Analysis



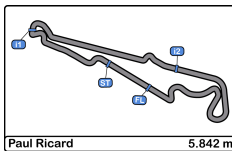
88

1 Patryk Krupinski Mercedes AMG GT3 - 2016

PROAM 2 Christian Klien JP Motorsport

Lap	D	Time	Sector 1	Sector 2	Sector 3	T. Spd	Elapsed
1		11:11:49.744	11:10:15.544	39.606	54.594	109.8	11:11:49.744
2		2:05.046	34.447	37.995	52.604	244.3	11:13:54.790
3		2:03.887	33.841	37.670	52.376	244.8	11:15:58.677
4		2:05.343	33.890	38.945	52.508	244.8	11:18:04.020
5		2:03.704	33.741	37.412	52.551	244.3	11:20:07.724
6		3:30.720 P	34.084	39.253	2:17.383	244.3	11:23:38.444
7		2:22.349	50.437	38.507	53.405	152.9	11:26:00.793
8		2:04.883	34.059	38.019	52.805	242.6	11:28:05.676
9		2:05.033	34.448	37.942	52.643	243.7	11:30:10.709
10		2:04.743	34.406	37.656	52.681	245.4	11:32:15.452
11		2:05.340	34.363	38.429	52.548	243.7	11:34:20.792
12		2:05.388	33.842	37.975	53.571	244.3	11:36:26.180
13		3:57.255 P	34.081	37.744	2:45.430	246.0	11:40:23.435
14		2:21.609	50.360	38.464	52.785	150.6	11:42:45.044
15		2:02.110	33.467	37.257	51.386	244.3	11:44:47.154
16		2:01.712	33.180	37.243	51.289	244.8	11:46:48.866
17		4:17.801 P	34.301	39.450	3:04.050	244.8	11:51:06.667
18		2:19.710	49.316	38.059	52.335	152.3	11:53:26.377
19		2:03.476	33.554	38.058	51.864	245.4	11:55:29.853
20		2:03.495	34.127	37.565	51.803	244.8	11:57:33.348
21		2:03.041	33.751	37.493	51.797	244.3	11:59:36.389
22		2:03.442	33.617	37.640	52.185	245.4	12:01:39.831
23		2:03.314	33.708	37.555	52.051	246.0	12:03:43.145
24			33.872	37.663		246.0	



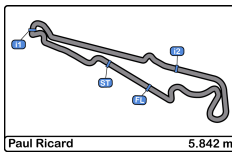


Paul Ricard
International GT Open
Free Practice - 2
Best Sectors Results



Sector - 1				Sector - 2				Sector - 3				Ideal Lap vs Best Lap				
Clas	Nº	Driver	Time	Nº	Driver	Time	Nº	Driver	Time	Clas	Nº	Driver	Ideal Lap	Best Lap	Clas	
1	28	Coletti - Umbrurescu	33.175	7	Iribe - Millroy	36.882	17	Prette - Abril	51.216	1	17	Prette - Abril	2:01.546	2:01.761	2	
2	88	Krupinski - Klien	33.180	17	Prette - Abril	37.008	88	Krupinski - Klien	51.289	2	88	Krupinski - Klien	2:01.712	2:01.712	1	
3	17	Prette - Abril	33.322	48	Ortelli - Negro	37.029	34	Yoluc - Eastwood	51.580	3	34	Yoluc - Eastwood	2:02.127	2:02.303	4	
4	48	Ortelli - Negro	33.387	59	Ramos - Chaves	37.043	7	Iribe - Millroy	51.657	4	7	Iribe - Millroy	2:02.128	2:02.570	6	
5	59	Ramos - Chaves	33.428	16	Hahn - Hahn	37.071	28	Coletti - Umbrurescu	51.881	5	28	Coletti - Umbrurescu	2:02.192	2:02.192	3	
6	34	Yoluc - Eastwood	33.457	34	Yoluc - Eastwood	37.090	48	Ortelli - Negro	51.906	6	48	Ortelli - Negro	2:02.322	2:02.334	5	
7	13	Moiseev - Nesov	33.476	28	Coletti - Umbrurescu	37.136	16	Hahn - Hahn	51.968	7	59	Ramos - Chaves	2:02.505	2:02.647	7	
8	16	Hahn - Hahn	33.564	72	Moss - Osborne	37.140	59	Ramos - Chaves	52.034	8	16	Hahn - Hahn	2:02.603	2:03.046	8	
9	7	Iribe - Millroy	33.589	13	Moiseev - Nesov	37.215	44	Scholze - Liebhauser	52.042	9	13	Moiseev - Nesov	2:02.752	2:03.273	10	
10	20	Pierburg - Hook	33.589	88	Krupinski - Klien	37.243	13	Moiseev - Nesov	52.061	10	44	Scholze - Liebhauser	2:02.958	2:03.432	11	
11	44	Scholze - Liebhauser	33.668	44	Scholze - Liebhauser	37.248	72	Moss - Osborne	52.125	11	72	Moss - Osborne	2:02.959	2:03.147	9	
12	72	Moss - Osborne	33.694	20	Pierburg - Hook	37.404	20	Pierburg - Hook	52.289	12	20	Pierburg - Hook	2:03.282	2:03.455	12	
13	22	Niki Leutwiler	33.977	22	Niki Leutwiler	37.463	22	Niki Leutwiler	52.505	13	22	Niki Leutwiler	2:03.945	2:04.089	13	
14	26	Crestani - Mettler	Transpon	26	Crestani - Mettler	42.379	26	Crestani - Mettler	1:11.666	14	26	Crestani - Mettler	Transpon	Transpo	14	



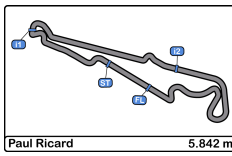


Paul Ricard
International GT Open
Free Practice - 2
Best 5 Lap Times



Cl	N°	Entrant/Team	Nat	Driver 1	Nat	Status	Driver 2	Nat	Status	Vehicle	Cat	Cl	Best 1		Best 2		Best 3		Best 4		Best 5	
													Time	Lap	Time	Lap	Time	Lap	Time	Lap	Time	Lap
1	88	JP Motorsport		Patryk Krupinski			Christian Klien			Mercedes AMG GT3 - 2016	PROAM	1	2:01.712	16	2:02.110	15	2:03.041	21	2:03.314	23	2:03.442	22
2	17	AF Corse / APM Monaco		Louis Prette			Vincent Abril			Ferrari 488 GT3	PRO	1	2:01.761	22	2:02.273	17	2:02.323	4	2:02.575	20	2:02.695	15
3	28	Lazarus Racing		Stefano Coletti			Petru R. Umbrurescu			Bentley Continental GT3	PRO	2	2:02.192	20	2:03.734	7	2:03.900	5	2:04.061	15	2:04.132	17
4	34	TF Sport		Salih Yoluc			Charlie Eastwood			Aston Martin	PRO	3	2:02.303	12	2:02.491	23	2:02.506	21	2:02.672	18	2:02.853	10
5	48	AF Corse / APM Monaco		Stephane Ortelli			Angelo Negro			Ferrari 488 GT3	PROAM	2	2:02.334	10	2:03.367	6	2:03.456	5	2:03.613	4	2:04.004	3
6	7	Optimum Motorsport		Brendan Iribe			Ollie Millroy			McLaren 720 S GT3	PROAM	3	2:02.570	21	2:02.595	7	2:02.664	23	2:02.668	20	2:02.715	22
7	59	Teo Martín Motorsport		Miguel Ramos			Henrique Chaves			McLaren 720 s	PRO	4	2:02.647	12	2:02.808	6	2:02.883	10	2:03.300	4	2:03.444	21
8	16	Teo Martín Motorsport		Marcelo Hahn			Christian M. Hahn			McLaren 720 s	PROAM	4	2:03.046	7	2:03.299	6	2:03.370	12	2:04.060	24	2:04.880	5
9	72	Optimum Motorsport		Nick Moss			Joe Osborne			McLaren 720 S GT3	PROAM	5	2:03.147	4	2:03.358	3	2:03.637	2	2:20.907	6	2:29.878	8
10	13	AKM Motorsport		Alexander Moiseev			Alexey Nesov			Mercedes AMG GT3 - 2020	AM	1	2:03.273	22	2:03.425	21	2:03.561	19	2:03.788	17	2:03.832	20
11	44	GetSpeed Performance		Florian Scholze			Jens Liebhauser			Mercedes AMG GT3 - 2020	AM	2	2:03.432	19	2:03.522	18	2:03.633	15	2:03.765	16	2:03.829	8
12	20	SPS Automotive Performance		Valentin Pierburg			Christian Hook			Mercedes AMG GT3 - 2020	AM	3	2:03.455	26	2:03.723	24	2:03.738	22	2:03.794	25	2:03.909	23
13	22	PZ Oberer Zürichsee by TFT		Niki Leutwiler						Porsche GT3-R	AM	4	2:04.089	18	2:04.515	5	2:04.804	12	2:04.832	14	2:04.934	9
14	26	Lazarus Racing		Fabrizio Crestani			Yannick Mettler			Bentley Continental GT3	PRO	5										



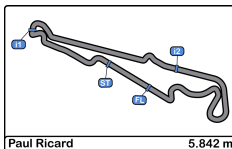


Paul Ricard
International GT Open
Free Practice - 2
Best 5 Top Speeds



Cl	N°	Entrant/Team	Nat	Driver 1	Nat	Driver 2	Nat	Vehicle	Cat	Cl	Top 1		Top 2		Top 3		Top 4		Top 5		Avg
											Km/h	Lap	Km/h	Lap	Km/h	Lap	Km/h	Lap	Km/h	Lap	
1	28	Lazarus Racing	ITA	Stefano Coletti	MCO	Petru R. Umbrurescu	ROU	Bentley Continental GT3	PRO	1	250.0	11	249.4	12	248.8	15	248.8	17	248.8	18	249.1
2	7	Optimum Motorsport	GBR	Brendan Iribe	USA	Ollie Millroy	GBR	McLaren 720 S GT3	PROAM	1	248.8	6	248.8	20	248.8	22	248.2	7	248.2	8	248.6
3	16	Teo Martín Motorsport	ESP	Marcelo Hahn	BRA	Christian M. Hahn	BRA	McLaren 720 s	PROAM	2	248.8	6	247.7	4	247.7	10	247.1	5	247.1	9	247.7
4	34	TF Sport	GBR	Salih Yoluc	TUR	Charlie Eastwood	IRL	Aston Martin	PRO	2	248.2	3	248.2	13	247.7	4	247.7	5	247.1	2	247.8
5	72	Optimum Motorsport	GBR	Nick Moss	GBR	Joe Osborne	GBR	McLaren 720 S GT3	PROAM	3	248.2	3	248.2	4	248.2	5	245.4	2	244.3	7	246.9
6	59	Teo Martín Motorsport	ESP	Miguel Ramos	PRT	Henrique Chaves	PRT	McLaren 720 s	PRO	3	247.7	19	247.1	12	247.1	17	247.1	25	246.5	4	247.1
7	44	GetSpeed Performance	DEU	Florian Scholze	DEU	Jens Liebhauser	DEU	Mercedes AMG GT3 - 2020	AM	1	247.1	9	247.1	16	246.5	14	246.5	18	246.0	6	246.6
8	13	AKM Motorsport	RUS	Alexander Moiseev	RUS	Alexey Nesov	RUS	Mercedes AMG GT3 - 2020	AM	2	246.5	23	246.0	19	246.0	22	245.4	18	245.4	21	245.9
9	22	PZ Oberer Zürichsee by TFT	CHE	Niki Leutwiler	CHE			Porsche GT3-R	AM	3	246.5	5	246.0	4	246.0	9	246.0	10	246.0	15	246.1
10	17	AF Corse / APM Monaco	ITA	Louis Prette	MCO	Vincent Abril	MCO	Ferrari 488 GT3	PRO	4	246.0	21	245.4	16	245.4	17	245.4	22	244.8	4	245.4
11	48	AF Corse / APM Monaco	ITA	Stephane Ortelli	MCO	Angelo Negro	ITA	Ferrari 488 GT3	PROAM	4	246.0	5	246.0	11	246.0	22	245.4	7	244.8	6	245.6
12	88	JP Motorsport	POL	Patryk Krupinski	POL	Christian Klien	AUT	Mercedes AMG GT3 - 2016	PROAM	5	246.0	13	246.0	23	246.0	24	245.4	10	245.4	19	245.7
13	20	SPS Automotive Performance	DEU	Valentin Pierburg	DEU	Christian Hook	DEU	Mercedes AMG GT3 - 2020	AM	4	245.4	17	244.3	9	244.3	13	244.3	19	244.3	22	244.5
14	26	Lazarus Racing	ITA	Fabrizio Crestani	ITA	Yannick Mettler	CHE	Bentley Continental GT3	PRO	5	118.5	1									118.5



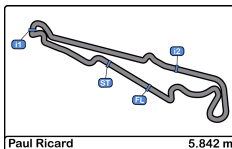


Paul Ricard
International GT Open
Free Practice - 2
Fastest Laps Sequence



Lap	Time of Day	Session Time	Nº	Entrant/Team	Nat	Driver 1	Nat	Driver 2	Nat	Vehicle	Cat	Time	Km/h
2	11:12:41.253	4:41.253	59	Teo Martín Motorsport	ESP	Miguel Ramos	PRT	Henrique Chaves	PRT	McLaren 720 s	PRO	2:05.836	166.5
2	11:13:03.264	5:03.264	28	Lazarus Racing	ITA	Stefano Coletti	MCO	Petru R. Umbrurescu	ROU	Bentley Continental GT3	PRO	2:05.513	166.9
2	11:13:19.900	5:19.900	72	Optimum Motorsport	GBR	Nick Moss	GBR	Joe Osborne	GBR	McLaren 720 S GT3	PROAM	2:03.637	169.5
3	11:15:23.258	7:23.258	72	Optimum Motorsport	GBR	Nick Moss	GBR	Joe Osborne	GBR	McLaren 720 S GT3	PROAM	2:03.358	169.9
4	11:16:48.285	8:48.285	59	Teo Martín Motorsport	ESP	Miguel Ramos	PRT	Henrique Chaves	PRT	McLaren 720 s	PRO	2:03.300	169.9
4	11:17:26.405	9:26.405	72	Optimum Motorsport	GBR	Nick Moss	GBR	Joe Osborne	GBR	McLaren 720 S GT3	PROAM	2:03.147	170.1
3	11:18:00.411	10:00.411	17	AF Corse / APM Monaco	ITA	Louis Prette	MCO	Vincent Abril	MCO	Ferrari 488 GT3	PRO	2:03.008	170.3
4	11:20:02.734	12:02.734	17	AF Corse / APM Monaco	ITA	Louis Prette	MCO	Vincent Abril	MCO	Ferrari 488 GT3	PRO	2:02.323	171.3
12	11:36:36.674	28:36.674	34	TF Sport	GBR	Salih Yoluc	TUR	Charlie Eastwood	IRL	Aston Martin	PRO	2:02.303	171.3
15	11:44:47.154	36:47.154	88	JP Motorsport	POL	Patryk Krupinski	POL	Christian Klien	AUT	Mercedes AMG GT3 - 2016	PROAM	2:02.110	171.6
16	11:46:48.866	38:48.866	88	JP Motorsport	POL	Patryk Krupinski	POL	Christian Klien	AUT	Mercedes AMG GT3 - 2016	PROAM	2:01.712	172.2



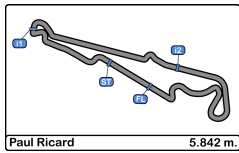


Paul Ricard
International GT Open
Free Practice - 2
Event Best Maximum Speed



Nº	Entrant/Team	Nat	Driver 1	Nat	Driver 2	Nat	Vehicle	Cat	Km/h	Session
28	Lazarus Racing	ITA	Stefano Coletti	MCO	Petru R. Umbrurescu	ROU	Bentley Continental GT3	PRO	250.0	Free Practice - 2
16	Teo Martín Motorsport	ESP	Marcelo Hahn	BRA	Christian M. Hahn	BRA	McLaren 720 s	PROAM	248.8	Free Practice - 2
7	Optimum Motorsport	GBR	Brendan Iribe	USA	Ollie Millroy	GBR	McLaren 720 S GT3	PROAM	248.8	Free Practice - 2
34	TF Sport	GBR	Salih Yoluc	TUR	Charlie Eastwood	IRL	Aston Martin	PRO	248.2	Free Practice - 2
72	Optimum Motorsport	GBR	Nick Moss	GBR	Joe Osborne	GBR	McLaren 720 S GT3	PROAM	248.2	Free Practice - 2
59	Teo Martín Motorsport	ESP	Miguel Ramos	PRT	Henrique Chaves	PRT	McLaren 720 s	PRO	247.7	Free Practice - 2
44	GetSpeed Performance	DEU	Florian Scholze	DEU	Jens Liebhauser	DEU	Mercedes AMG GT3 - 2020	AM	247.1	Free Practice - 2
48	AF Corse / APM Monaco	ITA	Stephane Ortelli	MCO	Angelo Negro	ITA	Ferrari 488 GT3	PROAM	246.5	Free Practice - 1
22	PZ Oberer Zürichsee by TFT	CHE	Niki Leutwiler	CHE			Porsche GT3-R	AM	246.5	Free Practice - 2
13	AKM Motorsport	SMR	Alexander Moiseev	RUS	Alexey Nesov	RUS	Mercedes AMG GT3 - 2020	AM	246.5	Free Practice - 2
88	JP Motorsport	POL	Patryk Krupinski	POL	Christian Klien	AUT	Mercedes AMG GT3 - 2016	PROAM	246.0	Free Practice - 2
17	AF Corse / APM Monaco	ITA	Louis Prette	MCO	Vincent Abril	MCO	Ferrari 488 GT3	PRO	246.0	Free Practice - 2
20	SPS Automotive Performance	DEU	Valentin Pierburg	DEU	Christian Hook	DEU	Mercedes AMG GT3 - 2020	AM	245.4	Free Practice - 2
99	AKM Motorsport	SMR	Lorenzo Ferrari	ITA	Marco Antonelli	ITA	Mercedes AMG GT3 - 2020	PROAM	243.2	Private test
26	Lazarus Racing	ITA	Fabrizio Crestani	ITA	Yannick Mettler	CHE	Bentley Continental GT3	PRO	118.5	Free Practice - 2





Paul Ricard
International GT Open
Free Practice - 2
Pit Stop Analysis



7	Brendan Iribe	PROAM	Optimum Motorsport
	Ollie Millroy		McLaren 720 S GT3

Nr.	In Day Time	In Time	Out Time	Pit Time	T. Pit Time	Handicap	Penalty
1	11:26:43.475	11:26:43.475	11:30:58.466	4:14.991	4:14.991		
2	11:49:58.968	11:49:58.968	11:51:16.061	1:17.093	5:32.084		

13	Alexander Moiseev	AM	AKM Motorsport
	Alexey Nesov		Mercedes AMG GT3 - 2020

Nr.	In Day Time	In Time	Out Time	Pit Time	T. Pit Time	Handicap	Penalty
1	11:13:07.915	11:13:07.915	11:15:49.260	2:41.345	2:41.345		
2	11:32:47.051	11:32:47.051	11:35:06.581	2:19.530	5:00.875		
3	11:39:18.421	11:39:18.421	11:43:51.507	4:33.086	9:33.961		
4	11:52:14.727	11:52:14.727	11:53:38.619	1:23.892	10:57.853		

16	Marcelo Hahn	PROAM	Teo Martin Motorsport
	Christian M. Hahn		McLaren 720 s

Nr.	In Day Time	In Time	Out Time	Pit Time	T. Pit Time	Handicap	Penalty
1	11:11:10.827	11:11:10.827	11:13:26.432	2:15.605	2:15.605		
2	11:32:42.802	11:32:42.802	11:36:08.470	3:25.668	5:41.273		
3	11:44:32.847	11:44:32.847	11:46:35.234	2:02.387	7:43.660		
4	11:56:59.787	11:56:59.787	11:59:10.984	2:11.197	9:54.857		

17	Louis Prette	PRO	AF Corse / APM Monaco
	Vincent Abril		Ferrari 488 GT3

Nr.	In Day Time	In Time	Out Time	Pit Time	T. Pit Time	Handicap	Penalty
1	11:12:47.036	11:12:47.036	11:13:49.371	1:02.335	1:02.335		
2	11:24:18.895	11:24:18.895	11:29:20.542	5:01.647	6:03.982		
3	11:43:53.561	11:43:53.561	11:48:47.448	4:53.887	10:57.869		
4	11:59:06.590	11:59:06.590	12:00:26.715	1:20.125	12:17.994		

20	Valentin Pierburg	AM	SPS Automotive Performance
	Christian Hook		Mercedes AMG GT3 - 2020

Nr.	In Day Time	In Time	Out Time	Pit Time	T. Pit Time	Handicap	Penalty
1	11:25:17.120	11:25:17.120	11:26:28.490	1:11.370	1:11.370		
2	11:39:05.290	11:39:05.290	11:41:45.311	2:40.021	3:51.391		
3	11:56:19.788	11:56:19.788	11:57:31.252	1:11.464	5:02.855		

22	Niki Leutwiler	AM	PZ Oberer Zürichsee by TFT
			Porsche GT3-R

Nr.	In Day Time	In Time	Out Time	Pit Time	T. Pit Time	Handicap	Penalty
1	11:26:11.185	11:26:11.185	11:30:10.994	3:59.809	3:59.809		
2	11:39:09.926	11:39:09.926	11:44:13.694	5:03.768	9:03.577		
3	11:54:38.777	11:54:38.777	11:58:29.772	3:50.995	12:54.572		

28	Stefano Coletti	PRO	Lazarus Racing
	Petru R. Umbrurescu		Bentley Continental GT3

Nr.	In Day Time	In Time	Out Time	Pit Time	T. Pit Time	Handicap	Penalty
1	11:27:41.045	11:27:41.045	11:32:25.157	4:44.112	4:44.112		
2	11:51:12.172	11:51:12.172	11:57:43.488	6:31.316	11:15.428		

34	Salih Yoluc	PRO	TF Sport
	Charlie Eastwood		Aston Martin

Nr.	In Day Time	In Time	Out Time	Pit Time	T. Pit Time	Handicap	Penalty
1	11:25:53.562	11:25:53.562	11:28:20.155	2:26.593	2:26.593		
2	11:38:40.018	11:38:40.018	11:43:41.893	5:01.875	7:28.468		
3	11:56:27.534	11:56:27.534	11:59:45.186	3:17.652	10:46.120		

44	Florian Scholze	AM	GetSpeed Performance
	Jens Liebhauser		Mercedes AMG GT3 - 2020

Nr.	In Day Time	In Time	Out Time	Pit Time	T. Pit Time	Handicap	Penalty
1	11:10:59.778	11:10:59.778	11:13:54.417	2:54.639	2:54.639		
2	11:16:45.942	11:16:45.942	11:24:17.458	7:31.516	10:26.155		
3	11:40:54.544	11:40:54.544	11:42:20.039	1:25.495	11:51.650		
4	12:03:06.156	12:03:06.156	12:04:31.172	1:25.016	13:16.666		
5	12:06:34.328	12:06:34.328	12:07:58.811	1:24.483	14:41.149		

48	Stephane Ortelli	PROAM	AF Corse / APM Monaco
	Angelo Negro		Ferrari 488 GT3

Nr.	In Day Time	In Time	Out Time	Pit Time	T. Pit Time	Handicap	Penalty
1	11:23:57.010	11:23:57.010	11:29:39.025	5:42.015	5:42.015		
2	11:37:56.447	11:37:56.447	11:39:25.695	1:29.248	7:11.263		
3	11:41:44.479	11:41:44.479	11:43:02.406	1:17.927	8:29.190		
4	11:53:48.536	11:53:48.536	11:55:35.024	1:46.488	10:15.678		

59	Miguel Ramos	PRO	Teo Martin Motorsport
	Henrique Chaves		McLaren 720 s

Nr.	In Day Time	In Time	Out Time	Pit Time	T. Pit Time	Handicap	Penalty
1	11:22:57.324	11:22:57.324	11:26:06.108	3:08.784	3:08.784		
2	11:38:27.549	11:38:27.549	11:41:50.403	3:22.854	6:31.638		

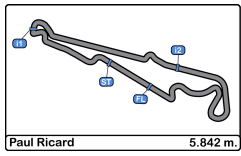
72	Nick Moss	PROAM	Optimum Motorsport
	Joe Osborne		McLaren 720 S GT3

Nr.	In Day Time	In Time	Out Time	Pit Time	T. Pit Time	Handicap	Penalty
1	11:19:28.055	11:19:28.055	11:22:12.636	2:44.581	2:44.581		
2	11:26:18.333	11:26:18.333	11:32:37.108	6:18.775	9:03.356		

88	Patryk Krupinski	PROAM	JP Motorsport
	Christian Klien		Mercedes AMG GT3 - 2016

Nr.	In Day Time	In Time	Out Time	Pit Time	T. Pit Time	Handicap	Penalty
1	11:22:13.051	11:22:13.051	11:23:55.146	1:42.095	1:42.095		
2	11:38:29.486	11:38:29.486	11:40:40.254	2:10.768	3:52.863		
3	11:48:54.245	11:48:54.245	11:51:23.426	2:29.181	6:22.044		

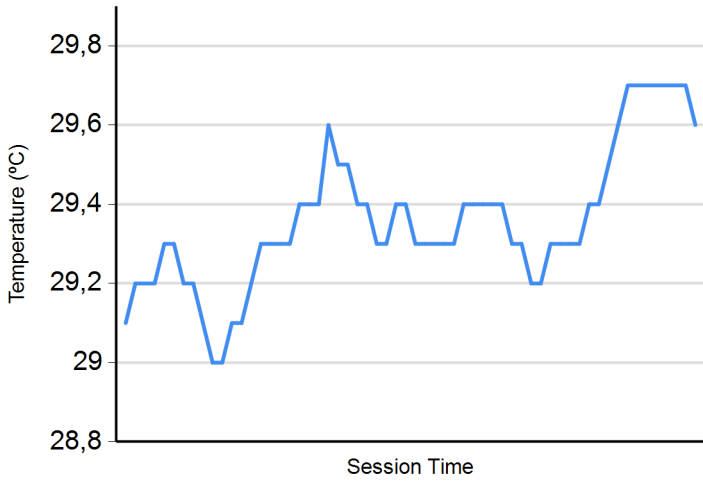




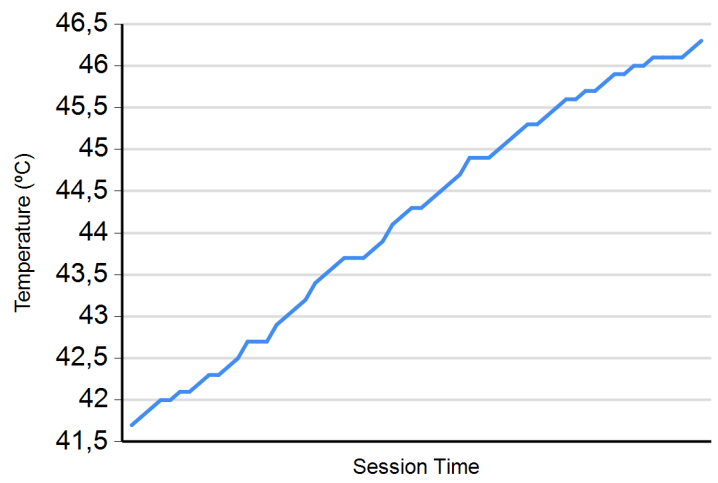
Paul Ricard
International GT Open
Free Practice - 2
Weather Report



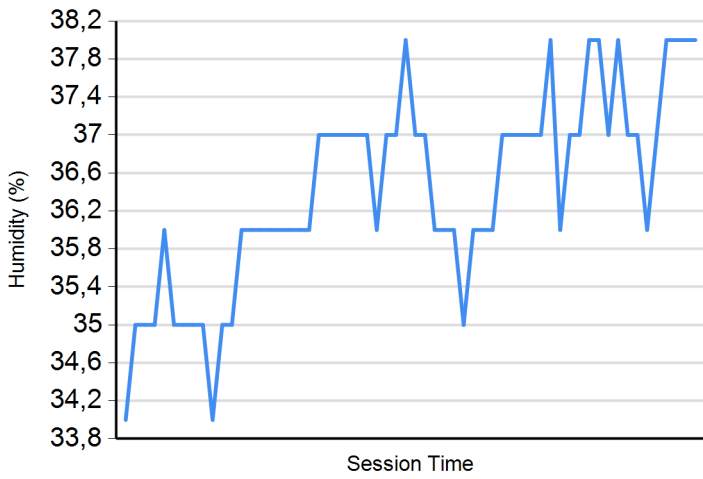
Air Temperature



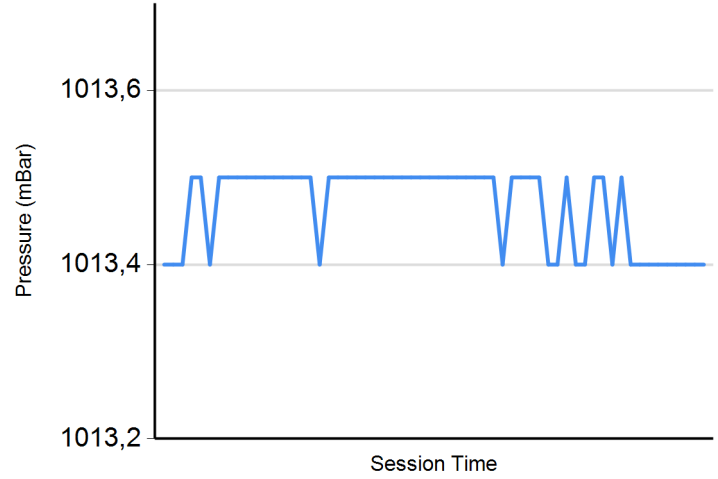
Track Temperature



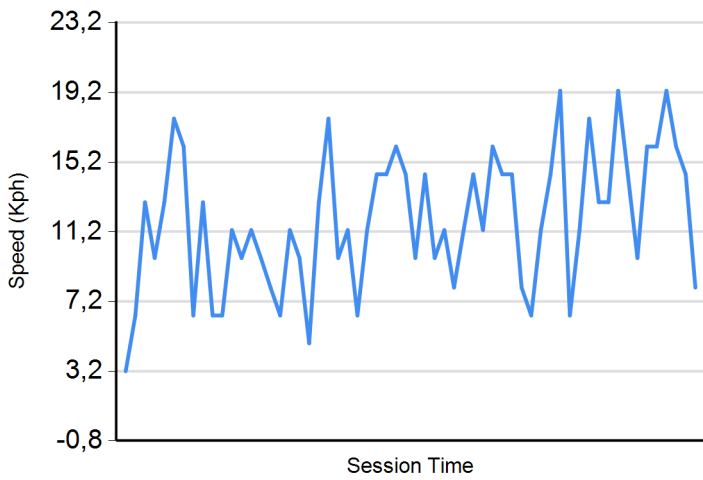
Humidity



Pressure

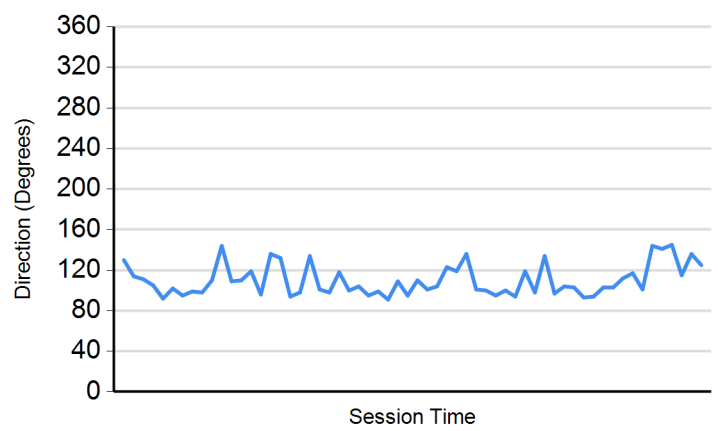


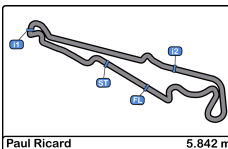
Wind Speed



Wind direction

North = 0°/360° Est = 90° South = 180° West = 270°





Paul Ricard
International GT Open
Free Practice 1 - 2
Results



Cls	Nº	Entrant/Team	Nat	Driver 1	Nat	Driver 2	Nat	Vehicle	Cat	Cls	Laps	Free Practice - 1	Free Practice - 2	Best	Gap	Interval	Km/h		
1	59	Teo Martín Motorsport	ESP	Miguel Ramos	PRT	Henrique Chaves	PRT	McLaren 720 s	PRO	1	40	2:01.461	13	2:02.647	12	2:01.461			172.5
2	88	JP Motorsport	POL	Patryk Krupinski	POL	Christian Klien	AUT	Mercedes AMG GT3 - 2016	PROAM	1	40	2:03.169	15	2:01.712	16	2:01.712	0.251	0.251	172.2
3	17	AF Corse / APM Monaco	ITA	Louis Prette	MCO	Vincent Abril	MCO	Ferrari 488 GT3	PRO	2	22		22	2:01.761	22	2:01.761	0.300	0.049	172.1
4	28	Lazarus Racing	ITA	Stefano Coletti	MCO	Petru R. Umbrurescu	ROU	Bentley Continental GT3	PRO	3	23		20	2:02.192	20	2:02.192	0.731	0.431	171.5
5	34	TF Sport	GBR	Salih Yoluc	TUR	Charlie Eastwood	IRL	Aston Martin	PRO	4	38	2:02.583	8	2:02.303	12	2:02.303	0.842	0.111	171.3
6	48	AF Corse / APM Monaco	ITA	Stephane Ortelli	MCO	Angelo Negro	ITA	Ferrari 488 GT3	PROAM	2	38	2:05.732	16	2:02.334	10	2:02.334	0.873	0.031	171.3
7	7	Optimum Motorsport	GBR	Brendan Iribe	USA	Ollie Millroy	GBR	McLaren 720 S GT3	PROAM	3	36	2:03.576	13	2:02.570	21	2:02.570	1.109	0.236	170.9
8	13	AKM Motorsport	RUS	Alexander Moiseev	RUS	Alexey Nesov	RUS	Mercedes AMG GT3 - 2020	AM	1	37	2:02.631	6	2:03.273	22	2:02.631	1.170	0.061	170.9
9	16	Teo Martín Motorsport	ESP	Marcelo Hahn	BRA	Christian M. Hahn	BRA	McLaren 720 s	PROAM	4	42	2:02.652	7	2:03.046	7	2:02.652	1.191	0.021	170.8
10	44	GetSpeed Performance	DEU	Florian Scholze	DEU	Jens Liebhauser	DEU	Mercedes AMG GT3 - 2020	AM	2	40	2:02.977	14	2:03.432	19	2:02.977	1.516	0.325	170.4
11	72	Optimum Motorsport	GBR	Nick Moss	GBR	Joe Osborne	GBR	McLaren 720 S GT3	PROAM	5	25	2:03.525	14	2:03.147	4	2:03.147	1.686	0.170	170.1
12	20	SPS Automotive Performance	DEU	Valentin Pierburg	DEU	Christian Hook	DEU	Mercedes AMG GT3 - 2020	AM	3	43	2:03.651	8	2:03.455	26	2:03.455	1.994	0.308	169.7
13	22	PZ Oberer Zürichsee by TFT	CHE	Niki Leutwiler	CHE			Porsche GT3-R	AM	4	34	2:03.556	14	2:04.089	18	2:03.556	2.095	0.101	169.6
14	26	Lazarus Racing	ITA	Fabrizio Crestani	ITA	Yannick Mettler	CHE	Bentley Continental GT3	PRO	5	1		1	11:11:01.	1	11:11:01.	1598008	1598008	00.0

CAR 13 TIME 2:06.017 DELETED TRACK LIMITS AT T 10
 CAR 28 TIME 2:03.069 DELETED TRACK LIMITS AT T 10
 CAR 28 TIME 2:03.069 DELETED TRACK LIMITS AT T 10
 CAR 44 TIME 2:03.955 DELETED TRACK LIMITS AT T 2
 CAR 44 TIME 2:03.955 DELETED TRACK LIMITS AT T 2

Published at:.....

Stewards:	Race Director:	Timekeeper:
------------------	-----------------------	--------------------

