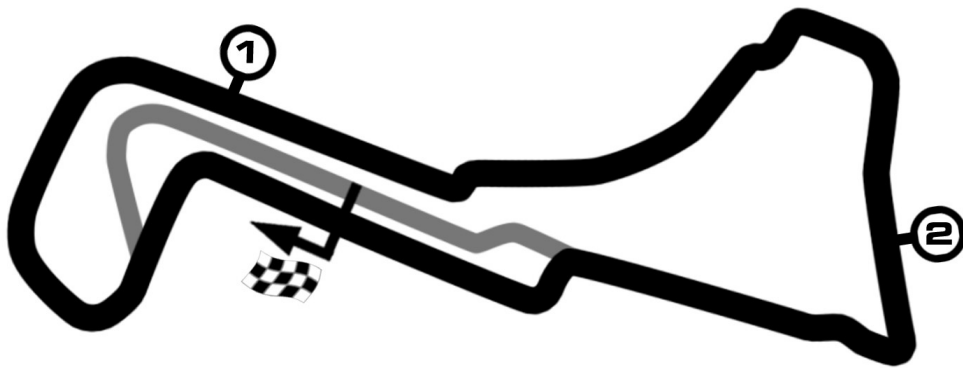


DTM

DTM Zolder

free practice 1



Circuit Zolder 4000 m

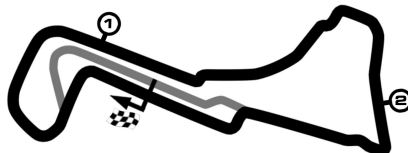
17. -19.05.2019

DTM Zolder

Circuit Zolder, length 4000 m

17.-19.05.2019

DTM



DTM

Result free practice 1, 17.05.2019

-Reg.No.: C-Z-DTM-INT-009

RK	No	DRIVER/ENTRANT	CAR	TIME	Lap	%	GAP	DIFF	km/h	Time
1	33	René Rast (DEU) Audi Sport Team Rosberg	Audi Sport RS 5 DTM	1:22.941	25	100.00			173.6	14:51:38
2	11	Marco Wittmann (DEU) BMW Team RMG	Schaeffler BMW M4 DTM	1:23.731	28	100.95	00.790	00.790	171.9	14:57:18
3	4	Robin Frijns (NLD) Audi Sport Team Abt Sportsline	Aral Ultimate Audi RS 5 DTM	1:23.754	26	100.98	00.813	00.023	171.9	14:53:40
4	25	Philipp Eng (AUT) BMW Team RMR	ZF BMW M4 DTM	1:23.828	28	101.07	00.887	00.074	171.7	14:55:52
5	27	Jonathan Aberdein (RSA) WRT Team Audi Sport	WRT Audi RS 5 DTM	1:23.858	25	101.11	00.917	00.030	171.7	14:53:52
6	21	Pietro Fittipaldi (BRA) WRT Team Audi Sport	WRT Audi RS 5 DTM	1:23.881	25	101.13	00.940	00.023	171.6	15:00:50
7	51	Nico Müller (CHE) Audi Sport Team Abt Sportsline	Castrol EDGE Audi RS 5 DTM	1:23.902	26	101.16	00.961	00.021	171.6	14:56:15
8	76	Jake Dennis (GBR) R-Motorsport 1	Aston Martin Vantage DTM	1:23.974	21	101.25	01.033	00.072	171.4	14:56:40
9	23	Daniel Juncadella (ESP) R-Motorsport 2	Aston Martin Vantage DTM	1:24.014	24	101.29	01.073	00.040	171.4	14:54:30
10	28	Loic Duval (FRA) Audi Sport Team Phoenix	MASCOT WORKWEAR Audi RS 5 DTM	1:24.160	23	101.47	01.219	00.146	171.1	15:00:34
11	31	Sheldon Van der Linde (RSA) BMW Team RBM	Shell BMW M4 DTM	1:24.174	28	101.49	01.233	00.014	171.0	14:50:24
12	53	Jamie Green (GBR) Audi Sport Team Rosberg	Hoffmann Group Audi RS 5 DTM	1:24.191	23	101.51	01.250	00.017	171.0	14:51:32
13	7	Bruno Spengler (CAN) BMW Team RMG	BMW Bank M4 DTM	1:24.245	28	101.57	01.304	00.054	170.9	14:52:08
14	99	Mike Rockenfeller (DEU) Audi Sport Team Phoenix	Akrapovic Audi RS 5 DTM	1:24.351	24	101.70	01.410	00.106	170.7	14:58:55
15	3	Paul Di Resta (GBR) R-Motorsport 1	Aston Martin Vantage DTM	1:24.447	25	101.82	01.506	00.096	170.5	14:52:06
16	16	Timo Glock (DEU) BMW Team RMR	JIVS BMW M4 DTM	1:24.570	28	101.96	01.629	00.123	170.2	14:51:44
17	47	Joel Eriksson (SWE) BMW Team RBM	CATL BMW M4 DTM	1:24.575	25	101.97	01.634	00.005	170.2	14:54:50
18	62	Ferdinand von Habsburg (AUT) R-Motorsport 2	Aston Martin Vantage DTM	1:25.233	19	102.76	02.292	00.658	168.9	15:00:31

Subject to final scrutineering !

Issued:

Clerk of the Course:

Timekeeper:

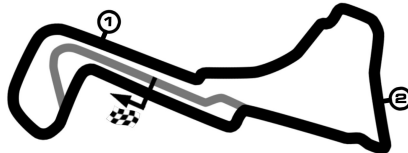


DTM Zolder

Circuit Zolder, length 4000 m

17. -19.05.2019

DTM



DTM

Lap by Lap free practice 1, 17.05.2019

-Reg.No.: C-Z-DTM-INT-009

3 Paul Di Resta , Aston Martin Vantage DTM / GBR															
1	8:03.304	2	1:47.099	3	1:43.949	pit	1:52.931	5	2:15.859	6	1:36.605	7	1:43.544	8	1:34.501
9	1:34.009	10	1:44.635	11	1:33.568	12	1:43.229	pit	1:48.004	14	2:18.877	15	1:29.824	16	1:26.645
17	1:24.996	18	1:24.447	19	1:34.107	20	1:24.569	pit	1:40.525	22	1:49.615	23	1:25.348	24	2:07.752
pit	2:05.898														

4 Robin Frijns , Aral Ultimate Audi RS 5 DTM / NLD															
pit	2:24.276	2	5:36.317	3	1:37.503	4	1:36.266	5	1:34.722	6	1:34.704	7	1:36.483	pit	1:58.020
9	3:19.478	10	1:32.367	pit	1:48.467	12	2:47.785	pit	1:52.026	14	2:16.389	15	1:28.621	16	1:25.362
17	1:23.933	18	1:24.206	19	1:23.754	20	1:27.581	21	1:24.129	22	1:24.291	23	1:25.756	24	1:24.885
25	3:19.862	pit	2:17.111												

7 Bruno Spengler , BMW Bank M4 DTM / CAN															
1	2:56.534	2	1:46.944	3	1:42.931	4	1:38.960	5	1:41.475	6	1:36.556	7	1:36.091	8	1:49.920
9	1:34.851	pit	1:57.309	11	3:57.300	12	1:32.352	13	1:50.079	14	1:32.544	pit	1:55.182	16	2:15.928
17	1:28.723	18	1:26.185	19	1:24.667	20	1:24.245	21	1:27.141	22	1:24.317	23	1:24.665	24	1:24.586
25	1:24.840	26	1:25.156	27	3:10.573	pit	2:00.971								

11 Marco Wittmann , Schaeffler BMW M4 DTM / DEU															
1	2:55.204	2	1:46.788	3	1:42.301	4	1:40.219	5	1:39.044	6	1:37.079	7	1:36.711	8	1:36.665
pit	1:53.023	10	3:45.290	11	1:35.080	12	1:34.057	13	1:37.976	pit	1:53.006	15	2:23.117	16	1:32.378
17	1:27.185	18	1:26.020	19	1:24.733	20	1:24.094	21	1:33.806	22	1:26.590	23	1:24.124	24	1:23.731
25	1:24.077	26	1:25.027	27	2:19.183	pit	2:00.616								

16 Timo Glock , JIVS BMW M4 DTM / DEU															
1	2:48.630	2	1:59.096	3	1:40.480	pit	1:53.810	5	2:13.748	6	1:39.278	7	1:41.752	8	1:34.899
pit	2:00.764	10	2:30.582	11	1:33.595	pit	2:08.086	13	2:46.093	14	1:30.679	15	1:27.857	16	1:26.168
17	1:25.416	18	1:24.746	19	1:33.957	20	1:24.570	21	1:29.161	22	1:24.815	23	1:44.431	24	1:24.975
pit	1:40.280	pit	2:30.826	27	2:43.743	pit	2:07.354								

21 Pietro Fittipaldi , WRT Audi RS 5 DTM / BRA															
pit	2:49.503	2	7:33.706	3	1:42.524	4	1:38.236	5	1:37.046	6	1:36.087	7	1:34.783	8	1:46.423
9	1:34.673	10	1:33.787	pit	1:50.635	12	2:15.303	13	1:29.905	14	1:37.280	pit	1:47.313	16	2:27.341
17	1:32.888	18	1:26.753	pit	1:44.209	20	1:59.695	21	1:24.504	22	1:23.903	23	1:23.881	24	3:37.123
pit	2:14.643														

23 Daniel Juncadella , Aston Martin Vantage DTM / ESP															
1	2:42.020	pit	1:57.044	3	2:22.596	4	1:41.165	5	1:38.870	6	1:36.890	7	1:37.879	8	1:35.752
9	1:38.297	10	1:36.219	pit	1:50.909	12	5:57.190	pit	1:45.474	14	5:37.162	15	1:33.485	16	1:30.067
17	1:25.826	18	1:24.014	19	1:29.677	20	1:26.834	21	1:24.147	22	1:24.155	23	2:13.603	pit	2:08.397

25 Philipp Eng , ZF BMW M4 DTM / AUT															
pit	2:54.677	2	2:31.934	3	1:40.747	4	1:39.112	5	1:37.328	6	1:40.632	7	1:35.423	8	1:34.868
9	1:45.581	10	1:35.563	11	1:47.732	pit	1:47.799	13	3:00.419	14	1:32.252	pit	1:46.541	16	2:20.330
17	1:29.017	18	1:27.953	19	1:24.134	20	1:23.835	21	1:23.923	22	1:28.932	23	1:23.828	24	1:23.868
pit	1:39.026	pit	2:40.851	27	3:06.193	pit	2:05.707								

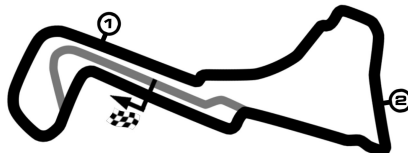
27 Jonathan Aberdein , WRT Audi RS 5 DTM / RSA															
pit	2:51.479	2	7:54.405	3	1:43.000	4	1:37.707	5	1:37.227	6	1:37.060	pit	1:56.674	8	2:50.093
9	1:34.468	10	1:37.267	11	1:41.268	pit	1:58.956	13	2:32.570	14	1:36.915	15	1:29.403	16	1:25.754

DTM Zolder

Circuit Zolder, length 4000 m

17. -19.05.2019

DTM



DTM

Lap by Lap free practice 1, 17.05.2019

-Reg.No.: C-Z-DTM-INT-009

17	1:24.747	18	1:23.858	19	1:35.663	20	1:24.006	21	1:24.183	22	1:24.398	pit	2:01.673	24	2:45.164
pit	2:16.886														

28 Loic Duval , MASCOT WORKWEAR Audi RS 5 DTM / FRA

pit	2:37.318	2	7:24.480	3	1:39.282	4	1:35.803	5	1:38.118	6	1:34.876	7	1:34.694	8	1:34.099
9	1:49.909	10	1:34.565	pit	1:56.857	12	2:31.078	13	1:30.461	14	1:29.142	pit	1:48.291	16	5:35.950
17	1:48.828	18	1:31.062	19	1:25.037	20	1:29.992	21	1:24.160	22	2:38.098	pit	2:06.000		

31 Sheldon Van der Linde , Shell BMW M4 DTM / RSA

1	2:29.304	pit	2:02.657	3	2:20.068	4	1:39.335	5	1:37.418	6	1:36.495	7	1:37.356	8	1:35.603
9	1:34.880	10	1:34.914	pit	1:48.550	12	2:27.039	13	1:33.423	pit	1:58.674	15	2:17.312	16	1:29.328
17	1:26.788	18	1:25.940	19	1:24.680	20	1:24.174	21	1:24.611	22	1:30.513	23	1:27.438	pit	1:40.155
pit	2:37.589	26	2:08.659	27	2:37.698	pit	2:01.872								

33 René Rast , Audi Sport RS 5 DTM / DEU

pit	2:21.939	2	8:07.097	3	1:39.390	4	1:37.007	5	1:41.396	6	1:35.196	7	1:35.334	pit	1:50.811
9	2:12.852	10	1:31.217	11	1:37.556	pit	1:47.716	13	3:14.181	14	1:33.280	15	1:26.168	16	1:24.094
17	1:22.941	pit	1:41.873	19	1:54.308	20	1:25.264	21	1:23.908	22	1:32.356	23	1:24.390	24	2:32.797
pit	2:13.651														

47 Joel Eriksson , CATL BMW M4 DTM / SWE

pit	2:47.831	pit	7:18.482	3	2:25.064	4	1:40.253	5	1:36.844	6	1:35.060	7	1:34.419	8	1:33.686
9	1:34.697	10	1:34.228	pit	1:51.089	12	2:34.370	13	1:38.349	14	1:30.855	15	1:27.370	16	1:27.096
17	1:26.100	18	1:24.857	19	1:24.787	20	1:24.575	21	1:25.289	pit	1:40.764	pit	2:37.550	24	3:34.200
pit	2:23.109														

51 Nico Müller , Castrol EDGE Audi RS 5 DTM / CHE

pit	3:21.556	2	5:18.090	3	1:39.132	4	1:35.855	5	1:34.234	6	1:33.648	7	1:33.700	pit	1:57.066
9	3:31.738	10	1:31.939	11	1:38.921	12	1:32.722	13	1:33.125	pit	1:49.643	15	2:29.500	16	1:31.626
17	1:26.395	18	1:24.710	19	1:24.345	20	1:24.012	21	1:23.902	22	1:30.414	23	1:25.959	24	1:24.741
25	2:34.289	pit	2:03.548												

53 Jamie Green , Hoffmann Group Audi RS 5 DTM / GBR

pit	2:31.841	pit	11:59.732	3	2:20.218	4	1:38.126	5	1:35.833	6	1:34.223	7	1:37.968	8	1:33.425
9	1:43.589	10	1:35.468	pit	1:51.896	12	2:12.065	13	1:29.255	14	1:24.949	15	1:24.191	16	1:24.373
17	1:26.740	18	1:25.505	19	1:24.373	20	1:24.701	21	1:24.777	22	2:03.924	pit	2:01.850		

62 Ferdinand von Habsburg , Aston Martin Vantage DTM / AUT

1	3:18.926	pit	2:11.282	pit	3:18.756	4	2:34.448	pit	2:01.508	6	7:19.846	7	1:41.942	8	1:40.113
9	1:36.040	10	1:34.731	11	1:34.221	pit	1:51.005	13	8:51.789	14	1:34.950	15	1:29.523	16	1:26.594
17	1:25.233	18	3:01.655	pit	2:21.311										

76 Jake Dennis , Aston Martin Vantage DTM / GBR

1	3:08.766	pit	2:03.220	3	2:28.637	4	1:46.447	5	1:39.249	6	1:38.047	pit	1:50.434	8	5:53.382
9	1:33.627	10	1:32.923	11	1:31.869	12	2:01.372	13	1:31.828	pit	1:52.204	15	5:20.006	16	1:33.218
17	1:26.379	18	1:24.740	19	1:23.974	20	1:32.618	pit	1:45.274						

99 Mike Rockenfeller , Akrapovic Audi RS 5 DTM / DEU

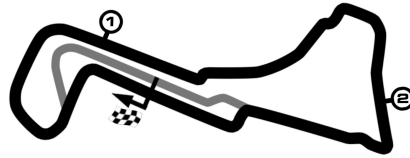
pit	2:20.504	2	6:39.809	3	1:41.340	pit	1:53.120	5	2:09.845	6	1:35.334	7	1:35.058	8	1:34.789
pit	1:54.793	10	2:24.103	11	1:31.439	12	1:38.497	13	1:31.782	pit	1:53.651	15	4:32.648	16	1:33.127

DTM Zolder

Circuit Zolder, length 4000 m

17. -19.05.2019

DTM



Lap by Lap free practice 1, 17.05.2019

-Reg.No.: C-Z-DTM-INT-009

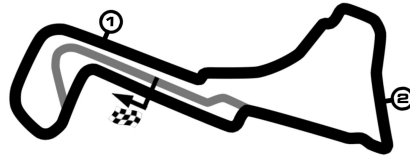
17	1:41.450	18	1:25.930	19	1:29.646	20	1:24.352	21	1:24.351	22	1:24.563	23	2:32.425	24	2:07.851
----	----------	----	----------	----	----------	----	----------	----	-----------------	----	----------	----	----------	----	----------

DTM Zolder

Circuit Zolder, length 4000 m

17. -19.05.2019

DTM



DTM

-Reg.No.: C-Z-DTM-INT-009

Lap Analysis free practice 1, 17.05.2019

3 Paul Di Resta , Aston Martin Vantage DTM / GBR									theoretical besttime: 1:24.357								
Lap	Time	S1	V1	S2	V2	S3	V3	Vmax	Lap	Time	S1	V1	S2	V2	S3	V3	Vmax
1	8:03.304		183	40.377	189	35.074	201	189	14	2:18.877	1:12.119	197	36.864	212	29.894	211	212
2	1:47.099	34.473	194	39.691	191	32.935	208	191	15	1:29.824	28.648	208	33.083	216	28.093	216	216
3	1:43.949	35.512	197	37.385	209	31.052	208	209	16	1:26.645	27.567	214	31.820	220	27.258	217	220
4	1:52.931	31.279	201	35.976	210			210	17	1:24.996	26.843	217	31.032	224	27.121	216	224
5	2:15.859	1:08.439	201	36.462	209	30.958	211	209	18	1:24.447	26.584	217	30.916	225	26.947	217	225
6	1:36.605	30.176	203	35.825	211	30.604	211	211	19	1:34.107	29.019	190	36.463	218	28.625	217	218
7	1:43.544	30.699	204	40.434	210	32.411	212	210	20	1:24.569	26.617	218	30.976	225	26.976	216	225
8	1:34.501	29.353	205	34.927	213	30.221	208	213	21	1:40.525	26.494	218	31.138	223			223
9	1:34.009	28.917	207	34.689	213	30.403	212	213	22	1:49.615	50.719	211	31.671	222	27.225	217	222
10	1:44.635	33.127	193	39.012	205	32.496	209	205	23	1:25.348	26.683	217	31.504	221	27.161	216	221
11	1:33.568	29.107	206	34.374	213	30.087	211	213	24	2:07.752	26.857	216	31.560	201	1:09.335	38	201
12	1:43.229	29.198	192	40.318	202	33.713	208	202	25	2:05.898	32.630	192	36.459	191			191
13	1:48.004	29.519	204	34.271	213			213									

4 Robin Frijns , Aral Ultimate Audi RS 5 DTM / NLD									theoretical besttime: 1:23.408								
Lap	Time	S1	V1	S2	V2	S3	V3	Vmax	Lap	Time	S1	V1	S2	V2	S3	V3	Vmax
1	2:24.276		184	43.857	184			184	14	2:16.389	1:09.928	198	37.221	215	29.240	220	215
2	5:36.317	4:27.174	196	37.311	208	31.832	212	208	15	1:28.621	29.200	210	32.382	222	27.039	223	222
3	1:37.503	31.201	204	35.981	216	30.321	217	216	16	1:25.362	27.232	215	31.437	225	26.693	220	225
4	1:36.266	30.331	206	35.350	218	30.585	209	218	17	1:23.933	26.539	217	30.964	226	26.430	222	226
5	1:34.722	29.885	205	34.911	217	29.926	213	217	18	1:24.206	26.488	216	30.967	227	26.751	216	227
6	1:34.704	29.296	206	35.254	216	30.154	216	216	19	1:23.754	26.362	218	30.648	227	26.744	220	227
7	1:36.483	29.720	203	36.457	214	30.306	217	214	20	1:27.581	26.685	216	30.996	225	29.900	220	225
8	1:58.020	29.330	203	41.699	164			164	21	1:24.129	26.330	217	30.681	226	27.118	222	226
9	3:19.478	2:11.689	204	37.141	212	30.648	215	212	22	1:24.291	26.648	213	30.829	227	26.814	220	227
10	1:32.367	29.260	206	33.990	217	29.117	213	217	23	1:25.756	26.558	216	31.171	224	28.027	222	224
11	1:48.467	29.167	202	34.128	213			213	24	1:24.885	26.533	219	31.143	224	27.209	215	224
12	2:47.785	1:40.308	129	37.459	215	30.018	215	215	25	3:19.862	37.397	131	48.549	141	1:53.916		141
13	1:52.026	29.271	205	35.407	210			210	26	2:17.111	35.910	165	43.343	149			149

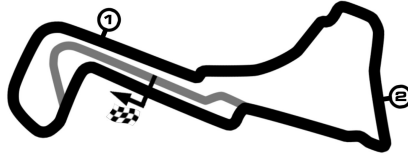
7 Bruno Spengler , BMW Bank M4 DTM / CAN									theoretical besttime: 1:24.171								
Lap	Time	S1	V1	S2	V2	S3	V3	Vmax	Lap	Time	S1	V1	S2	V2	S3	V3	Vmax
1	2:56.534		190	43.668	166	36.373	201	166	15	1:55.182	31.424	199	39.211	209			209
2	1:46.944	34.759	195	39.796	203	32.389	208	203	16	2:15.928	1:09.260	202	36.462	214	30.206	211	214
3	1:42.931	32.634	200	38.804	208	31.493	209	208	17	1:28.723	28.861	211	32.482	222	27.380	216	222
4	1:38.960	31.336	201	36.694	212	30.930	209	212	18	1:26.185	27.468	214	31.726	224	26.991	217	224
5	1:41.475	31.799	200	36.937	202	32.739	212	202	19	1:24.667	26.892	216	31.090	226	26.685	219	226
6	1:36.556	30.132	202	35.823	214	30.601	213	214	20	1:24.245	26.651	218	30.888	226	26.706	217	226
7	1:36.091	30.108	203	35.765	214	30.218	211	214	21	1:27.141	27.017	215	32.564	224	27.560	219	224
8	1:49.920	33.475	190	43.149	170	33.296	213	170	22	1:24.317	26.619	216	31.034	226	26.664	217	226
9	1:34.851	29.743	203	35.041	215	30.067	211	215	23	1:24.665	26.743	215	31.166	226	26.756	219	226
10	1:57.309	30.365	196	41.883	210			210	24	1:24.586	26.721	215	31.082	226	26.783	219	226
11	3:57.300	2:43.432	200	41.245	209	32.623	213	209	25	1:24.840	26.741	215	31.153	226	26.946	217	226
12	1:32.352	29.207	206	34.079	218	29.066	209	218	26	1:25.156	26.972	212	31.208	226	26.976	216	226
13	1:50.079	33.027	173	41.650	129	35.402	212	129	27	3:10.573	28.608	208	39.017	146	2:02.948		146
14	1:32.544	29.380	205	33.965	217	29.199	215	217	28	2:00.971	30.304	212	34.757	203			203

DTM Zolder

Circuit Zolder, length 4000 m

17.-19.05.2019

DTM



Lap Analysis free practice 1, 17.05.2019

-Reg.No.: C-Z-DTM-INT-009

11 Marco Wittmann , Schaeffler BMW M4 DTM / DEU									theoretical besttime: 1:23.654								
Lap	Time	S1	V1	S2	V2	S3	V3	Vmax	Lap	Time	S1	V1	S2	V2	S3	V3	Vmax
1	2:55.204		169	44.728	167	35.883	202	167	15	2:23.117	1:14.191	196	37.642	192	31.284	213	192
2	1:46.788	34.356	196	39.514	193	32.918	208	193	16	1:32.378	29.523	209	34.339	219	28.516	216	219
3	1:42.301	32.827	198	37.331	211	32.143	209	211	17	1:27.185	27.731	215	32.016	225	27.438	217	225
4	1:40.219	31.700	202	36.689	201	31.830	209	201	18	1:26.020	27.390	217	31.715	227	26.915	219	227
5	1:39.044	31.579	203	36.422	212	31.043	211	212	19	1:24.733	26.717	216	31.145	226	26.871	217	226
6	1:37.079	30.218	205	36.248	208	30.613	211	208	20	1:24.094	26.223	219	30.805	228	27.066	219	228
7	1:36.711	30.132	203	35.980	214	30.599	211	214	21	1:33.806	29.204	185	35.532	225	29.070	219	225
8	1:36.665	29.986	203	35.951	211	30.728	211	211	22	1:26.590	26.649	218	32.295	216	27.646	220	216
9	1:53.023	30.988	201	36.850	204			204	23	1:24.124	26.452	219	30.847	228	26.825	222	228
10	3:45.290	2:37.521	198	36.586	209	31.183	213	209	24	1:23.731	26.282	220	30.670	228	26.779	222	228
11	1:35.080	29.438	205	35.298	213	30.344	209	213	25	1:24.077	26.467	219	30.849	228	26.761	222	228
12	1:34.057	29.290	205	34.745	213	30.022	211	213	26	1:25.027	26.702	218	31.277	225	27.048	220	225
13	1:37.976	31.402	194	35.854	211	30.720	211	211	27	2:19.183	28.500	208	32.239	222	1:18.444	48	222
14	1:53.006	29.985	198	36.470	206			206	28	2:00.616	30.556	210	33.262	181			181

16 Timo Glock , JIVS BMW M4 DTM / DEU									theoretical besttime: 1:24.351								
Lap	Time	S1	V1	S2	V2	S3	V3	Vmax	Lap	Time	S1	V1	S2	V2	S3	V3	Vmax
1	2:48.630		187	45.062	171	42.262	204	171	15	1:27.857	27.805	213	32.597	222	27.455	216	222
2	1:59.096	40.268	129	43.688	201	35.140	207	201	16	1:26.168	27.340	213	31.746	226	27.082	217	226
3	1:40.480	32.163	200	37.187	213	31.130	209	213	17	1:25.416	26.815	216	31.626	224	26.975	219	224
4	1:53.810	30.331	203	36.382	211			211	18	1:24.746	26.608	219	31.313	225	26.825	219	225
5	2:13.748	56.522	198	36.419	211	40.807	212	211	19	1:33.957	26.495	218	34.334	132	33.128	217	132
6	1:39.278	30.133	194	36.289	212	32.856	212	212	20	1:24.570	26.543	217	31.178	225	26.849	217	225
7	1:41.752	29.855	202	36.992	175	34.905	212	175	21	1:29.161	26.472	219	31.263	225	31.426	226	225
8	1:34.899	29.593	202	35.162	213	30.144	211	213	22	1:24.815	26.348	222	31.179	225	27.288	223	225
9	2:00.764	29.606	200	43.206	127			127	23	1:44.431	28.780	184	40.907	165	34.744	225	165
10	2:30.582	1:15.476	167	43.545	172	31.561	212	172	24	1:24.975	26.522	221	31.204	226	27.249	222	226
11	1:33.595	28.852	202	34.823	213	29.920	209	213	25	1:40.280	27.007	215	31.588	225			225
12	2:08.086	33.085	166	46.481	149			149	26	2:30.826	1:09.320	196	35.333	214			214
13	2:46.093	1:35.458	186	39.157	210	31.478	212	210	27	2:43.743	1:03.171	205	33.709	200	1:06.863	47	200
14	1:30.679	29.264	209	33.325	217	28.090	216	217	28	2:07.354	30.012	213	37.991	173			173

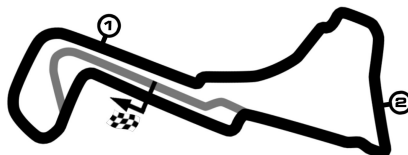
21 Pietro Fittipaldi , WRT Audi RS 5 DTM / BRA									theoretical besttime: 1:23.846								
Lap	Time	S1	V1	S2	V2	S3	V3	Vmax	Lap	Time	S1	V1	S2	V2	S3	V3	Vmax
1	2:49.503		174	44.094	171			171	14	1:37.280	31.430	205	36.139	213	29.711	216	213
2	7:33.706	6:17.774	189	42.223	154	33.709	209	154	15	1:47.313	30.177	205	34.794	217			217
3	1:42.524	32.966	195	38.280	212	31.278	213	212	16	2:27.341	1:18.592	182	37.750	212	30.999	207	212
4	1:38.236	30.780	200	36.953	214	30.503	213	214	17	1:32.888	30.523	201	34.506	222	27.859	217	222
5	1:37.046	30.345	201	36.252	215	30.449	215	215	18	1:26.753	27.190	213	32.150	225	27.413	222	225
6	1:36.087	29.863	202	36.123	215	30.101	213	215	19	1:44.209	26.932	205	34.546	222			222
7	1:34.783	29.388	203	35.194	217	30.201	209	217	20	1:59.695	1:01.218	215	31.457	227	27.020	219	227
8	1:46.423	30.972	165	44.225	208	31.226	213	208	21	1:24.504	26.556	216	31.191	228	26.757	217	228
9	1:34.673	29.644	192	35.469	216	29.560	213	216	22	1:23.903	26.301	216	30.851	228	26.751	217	228
10	1:33.787	29.459	199	34.991	217	29.337	213	217	23	1:23.881	26.318	216	30.869	227	26.694	216	227
11	1:50.635	30.946	200	35.902	214			214	24	3:37.123	35.694	117	49.901	87	2:11.528		87
12	2:15.303	1:09.848	203	35.849	215	29.606	217	215	25	2:14.643	36.818	152	41.827	185			185
13	1:29.905	28.582	209	33.186	221	28.137	215	221									

DTM Zolder

Circuit Zolder, length 4000 m

17.-19.05.2019

DTM



-Reg.No.: C-Z-DTM-INT-009

Lap Analysis free practice 1, 17.05.2019

23 Daniel Juncadella , Aston Martin Vantage DTM / ESP									theoretical besttime: 1:23.912								
Lap	Time	S1	V1	S2	V2	S3	V3	Vmax	Lap	Time	S1	V1	S2	V2	S3	V3	Vmax
1	2:42.020		166	42.576	168	35.031	201	168	13	1:45.474	29.394	205	33.910	214			214
2	1:57.044	33.417	194	38.478	200			200	14	5:37.162	4:30.427	187	36.775	211	29.960	209	211
3	2:22.596	1:10.179	189	39.569	198	32.848	206	198	15	1:33.485	29.428	207	34.567	186	29.490	217	186
4	1:41.165	32.798	195	36.887	206	31.480	209	206	16	1:30.067	28.672	211	33.671	225	27.724	217	225
5	1:38.870	31.241	196	36.493	210	31.136	207	210	17	1:25.826	26.685	217	30.960	227	28.181	219	227
6	1:36.890	30.355	200	35.688	209	30.847	209	209	18	1:24.014	26.300	218	30.806	228	26.908	219	228
7	1:37.879	30.307	203	36.431	212	31.141	209	212	19	1:29.677	29.334	208	32.006	223	28.337	216	223
8	1:35.752	29.777	197	35.697	213	30.278	211	213	20	1:26.834	26.419	218	32.867	224	27.548	219	224
9	1:38.297	29.608	203	37.377	206	31.312	211	206	21	1:24.147	26.260	218	30.790	227	27.097	213	227
10	1:36.219	29.509	205	35.255	211	31.455	207	211	22	1:24.155	26.452	216	30.744	227	26.959	216	227
11	1:50.909	29.918	202	37.149	209			209	23	2:13.603	27.876	206	35.888	182	1:09.839		182
12	5:57.190	4:50.070	198	36.212	210	30.908	208	210	24	2:08.397	35.744	170	36.938	219			219

25 Philipp Eng , ZF BMW M4 DTM / AUT									theoretical besttime: 1:23.478								
Lap	Time	S1	V1	S2	V2	S3	V3	Vmax	Lap	Time	S1	V1	S2	V2	S3	V3	Vmax
1	2:54.677		179	44.982	171			171	15	1:46.541	28.881	205	34.729	212			212
2	2:31.934	1:19.452	192	39.548	199	32.934	208	199	16	2:20.330	1:12.103	198	38.763	206	29.464	212	206
3	1:40.747	31.857	198	37.359	209	31.531	208	209	17	1:29.017	28.560	210	33.022	219	27.435	219	219
4	1:39.112	31.218	200	36.949	210	30.945	209	210	18	1:27.953	27.070	215	33.508	212	27.375	220	212
5	1:37.328	30.743	203	36.080	211	30.505	212	211	19	1:24.134	26.807	216	30.920	224	26.407	220	224
6	1:40.632	31.064	201	37.945	198	31.623	212	198	20	1:23.835	26.717	216	30.699	227	26.419	220	227
7	1:35.423	29.661	204	35.463	213	30.299	209	213	21	1:23.923	26.473	216	30.859	227	26.591	219	227
8	1:34.868	29.369	203	35.192	213	30.307	211	213	22	1:28.932	26.372	220	33.157	180	29.403	220	180
9	1:45.581	31.993	199	39.628	208	33.960	212	208	23	1:23.828	26.400	219	30.722	227	26.706	219	227
10	1:35.563	29.532	202	35.459	214	30.572	211	214	24	1:23.868	26.377	219	30.728	227	26.763	219	227
11	1:47.732	32.165	197	43.086	162	32.481	211	162	25	1:39.026	26.576	215	31.109	225			225
12	1:47.799	29.208	203	35.196	213			213	26	2:40.851	1:17.990	184	38.436	181			181
13	3:00.419	1:47.973	186	40.640	211	31.806	215	211	27	3:06.193	1:07.785	203	39.571	92	1:18.837	64	92
14	1:32.252	29.143	203	33.948	214	29.161	213	214	28	2:05.707	29.304	216	37.534	152			152

27 Jonathan Aberdein , WRT Audi RS 5 DTM / RSA									theoretical besttime: 1:23.785								
Lap	Time	S1	V1	S2	V2	S3	V3	Vmax	Lap	Time	S1	V1	S2	V2	S3	V3	Vmax
1	2:51.479		182	44.564	173			173	14	1:36.915	33.025	203	35.142	219	28.748	220	219
2	7:54.405	6:35.208	181	45.942	179	33.255	209	179	15	1:29.403	28.662	213	32.835	225	27.906	220	225
3	1:43.000	33.042	199	38.543	212	31.415	211	212	16	1:25.754	26.960	216	31.659	227	27.135	220	227
4	1:37.707	30.585	204	36.769	216	30.353	213	216	17	1:24.747	26.444	218	31.432	227	26.871	216	227
5	1:37.227	30.316	204	36.487	216	30.424	215	216	18	1:23.858	26.182	220	30.952	229	26.724	220	229
6	1:37.060	30.126	205	36.184	216	30.750	212	216	19	1:35.663	31.159	169	36.454	219	28.050	222	219
7	1:56.674	30.226	204	38.916	207			207	20	1:24.006	26.269	220	30.879	229	26.858	220	229
8	2:50.093	1:38.281	205	41.530	214	30.282	213	214	21	1:24.183	26.216	219	30.968	229	26.999	219	229
9	1:34.468	29.641	208	35.219	217	29.608	213	217	22	1:24.398	26.188	218	30.991	228	27.219	219	228
10	1:37.267	30.573	206	36.290	213	30.404	212	213	23	2:01.673	34.062	166	40.455	177			177
11	1:41.268	30.547	189	39.238	204	31.483	213	204	24	2:45.164	57.627	177	38.337	152	1:09.200	44	152
12	1:58.956	31.424	197	41.657	185			185	25	2:16.886	37.321	142	41.632	180			180
13	2:32.570	1:16.245	183	42.573	200	33.752	209	200									

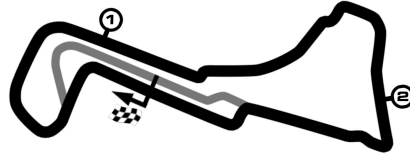
28 Loic Duval , MASCOT WORKWEAR Audi RS 5 DTM / FRA									theoretical besttime: 1:24.160								
Lap	Time	S1	V1	S2	V2	S3	V3	Vmax	Lap	Time	S1	V1	S2	V2	S3	V3	Vmax
1	2:37.318		172	41.573	189			189	13	1:30.461	28.446	209	33.327	218	28.688	217	218
2	7:24.480	6:05.765	194	38.395	199	40.320	209	199	14	1:29.142	27.890	211	32.905	219	28.347	216	219
3	1:39.282	31.370	202	36.420	213	31.492	209	213	15	1:48.291	29.981	203	35.351	209			209
4	1:35.803	29.953	205	35.369	216	30.481	213	216	16	5:35.950	4:29.162	191	36.710	210	30.078	211	210
5	1:38.118	30.504	205	35.105	216	32.509	215	216	17	1:48.828	28.656	210	36.881	207	43.291	216	207
6	1:34.876	29.099	205	35.159	216	30.618	212	216	18	1:31.062	28.060	211	32.227	223	30.775	219	223
7	1:34.694	29.244	203	35.208	216	30.242	213	216	19	1:25.037	26.467	217	31.132	227	27.438	208	227
8	1:34.099	28.818	206	35.086	214	30.195	213	214	20	1:29.992	29.182	213	33.286	219	27.524	220	219
9	1:49.909	31.005	157	44.133	179	34.771	213	179	21	1:24.160	26.359	217	31.006	227	26.795	216	227
10	1:34.565	29.008	205	35.189	214	30.368	211	214	22	2:38.098	30.988	170	37.810	187	1:29.300	51	187
11	1:56.857	30.405	198	42.016	185			185	23	2:06.000	32.008	189	37.229	170			170
12	2:31.078	1:17.919	132	42.398	184	30.761	213	184									

DTM Zolder

Circuit Zolder, length 4000 m

17. -19.05.2019

DTM



-Reg.No.: C-Z-DTM-INT-009

Lap Analysis free practice 1, 17.05.2019

31 Sheldon Van der Linde , Shell BMW M4 DTM / RSA									theoretical besttime: 1:23.982								
Lap	Time	S1	V1	S2	V2	S3	V3	Vmax	Lap	Time	S1	V1	S2	V2	S3	V3	Vmax
1	2:29.304		182	42.853	159	35.062	194	159	15	2:17.312	1:11.674	195	36.250	215	29.388	211	215
2	2:02.657	35.681	182	40.805	203			203	16	1:29.328	28.774	210	33.070	222	27.484	217	222
3	2:20.068	1:09.363	193	39.220	210	31.485	209	210	17	1:26.788	28.010	214	31.864	225	26.914	217	225
4	1:39.335	31.776	201	37.082	205	30.477	209	205	18	1:25.940	27.168	214	32.107	227	26.665	219	227
5	1:37.418	31.045	200	35.902	211	30.471	209	211	19	1:24.680	26.709	217	31.440	227	26.531	219	227
6	1:36.495	30.905	195	35.746	214	29.844	211	214	20	1:24.174	26.605	220	30.869	227	26.700	217	227
7	1:37.356	32.081	200	35.289	214	29.986	211	214	21	1:24.611	26.582	214	31.271	227	26.758	219	227
8	1:35.603	30.173	198	35.501	214	29.929	209	214	22	1:30.513	26.971	193	31.400	226	32.142	226	226
9	1:34.880	29.915	201	34.956	215	30.009	211	215	23	1:27.438	27.497	215	31.098	227	28.843	220	227
10	1:34.914	29.542	205	35.151	214	30.221	211	214	24	1:40.155	26.773	214	31.376	227			227
11	1:48.550	29.720	205	34.944	214			214	25	2:37.589	1:09.676	155	43.787	188			188
12	2:27.039	1:21.205	206	35.232	213	30.602	208	213	26	2:08.659	1:08.890	200	32.501	225	27.268	219	225
13	1:33.423	29.871	204	34.199	216	29.353	209	216	27	2:37.698	27.558	210	37.912	82	1:32.228	47	82
14	1:58.674	32.301	187	36.865	213			213	28	2:01.872	30.545	211	34.593	199			199

33 René Rast , Audi Sport RS 5 DTM / DEU									theoretical besttime: 1:22.783								
Lap	Time	S1	V1	S2	V2	S3	V3	Vmax	Lap	Time	S1	V1	S2	V2	S3	V3	Vmax
1	2:21.939		182	43.374	163			163	14	1:33.280	29.790	191	35.145	219	28.345	220	219
2	8:07.097	6:48.014	142	47.231	199	31.852	213	199	15	1:26.168	27.418	216	31.559	225	27.191	220	225
3	1:39.390	31.461	202	36.770	212	31.159	213	212	16	1:24.094	26.491	220	30.865	228	26.738	217	228
4	1:37.007	30.676	207	35.776	216	30.555	211	216	17	1:22.941	26.001	220	30.336	229	26.604	217	229
5	1:41.396	29.567	209	36.052	216	35.777	212	216	18	1:41.873	25.843	221	33.796	227			227
6	1:35.196	29.289	208	35.223	216	30.684	213	216	19	1:54.308	54.678	216	32.008	224	27.622	219	224
7	1:35.334	29.480	200	35.309	213	30.545	211	213	20	1:25.264	26.259	220	31.059	225	27.946	220	225
8	1:50.811	29.699	203	36.495	207			207	21	1:23.908	26.312	219	30.772	226	26.824	217	226
9	2:12.852	1:08.025	205	35.271	213	29.556	215	213	22	1:32.356	26.266	216	30.888	228	35.202	220	228
10	1:31.217	28.704	212	33.383	218	29.130	215	218	23	1:24.390	26.360	219	30.893	227	27.137	217	227
11	1:37.556	28.517	211	33.797	217	35.242	212	217	24	2:32.797	31.910	142	44.698	102	1:16.189	53	102
12	1:47.716	28.735	209	34.704	216			216	25	2:13.651	33.158	155	43.328	123			123
13	3:14.181	2:05.982	200	38.274	210	29.925	217	210									

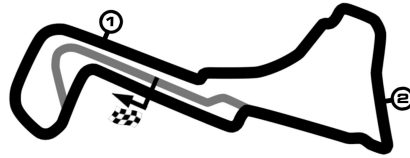
47 Joel Eriksson , CATL BMW M4 DTM / SWE									theoretical besttime: 1:24.370								
Lap	Time	S1	V1	S2	V2	S3	V3	Vmax	Lap	Time	S1	V1	S2	V2	S3	V3	Vmax
1	2:47.831		178	43.899	157			157	14	1:30.855	29.562	209	33.544	219	27.749	217	219
2	7:18.482	5:41.014	177	50.128	174			174	15	1:27.370	28.000	214	32.355	224	27.015	220	224
3	2:25.064	1:14.919	194	38.473	205	31.672	211	205	16	1:27.096	27.902	211	32.258	224	26.936	219	224
4	1:40.253	32.292	200	37.120	212	30.841	209	212	17	1:26.100	27.566	216	31.680	225	26.854	219	225
5	1:36.844	30.968	202	35.969	214	29.907	211	214	18	1:24.857	26.953	218	31.220	227	26.684	219	227
6	1:35.060	30.040	205	35.329	215	29.691	212	215	19	1:24.787	26.846	219	31.166	227	26.775	219	227
7	1:34.419	29.489	206	35.321	216	29.609	212	216	20	1:24.575	26.672	219	31.014	227	26.889	219	227
8	1:33.686	29.539	206	34.677	216	29.470	213	216	21	1:25.289	26.849	217	31.092	227	27.348	217	227
9	1:34.697	29.519	204	35.138	213	30.040	212	213	22	1:40.764	27.156	208	31.507	227			227
10	1:34.228	29.776	202	34.863	214	29.589	211	214	23	2:37.550	1:12.334	168	38.826	188			188
11	1:51.089	29.835	200	35.678	210			210	24	3:34.200	1:18.994	204	37.076	117	1:38.130	45	117
12	2:34.370	1:19.668	175	43.008	182	31.694	212	182	25	2:23.109	36.246	161	47.909	138			138
13	1:38.349	32.223	203	36.512	168	29.614	216	168									

DTM Zolder

Circuit Zolder, length 4000 m

17. -19.05.2019

DTM



-Reg.No.: C-Z-DTM-INT-009

Lap Analysis free practice 1, 17.05.2019

51 Nico Müller , Castrol EDGE Audi RS 5 DTM / CHE										theoretical besttime: 1:23.719								
Lap	Time	S1	V1	S2	V2	S3	V3	Vmax		Lap	Time	S1	V1	S2	V2	S3	V3	Vmax
1	3:21.556		179	42.383	173			173		14	1:49.643	30.302	200	36.390	211			211
2	5:18.090	4:07.773	194	38.803	203	31.514	212	203		15	2:29.500	1:20.381	185	39.176	199	29.943	215	199
3	1:39.132	31.480	202	37.367	207	30.285	213	207		16	1:31.626	29.472	205	34.283	219	27.871	217	219
4	1:35.855	30.315	206	35.508	216	30.032	212	216		17	1:26.395	27.429	214	31.999	224	26.967	220	224
5	1:34.234	29.409	205	34.913	217	29.912	213	217		18	1:24.710	26.631	218	31.391	225	26.688	222	225
6	1:33.648	29.141	206	34.637	217	29.870	212	217		19	1:24.345	26.401	217	31.239	225	26.705	219	225
7	1:33.700	29.034	206	34.757	216	29.909	212	216		20	1:24.012	26.289	220	31.025	227	26.698	220	227
8	1:57.066	33.582	193	39.231	191			191		21	1:23.902	26.156	219	30.875	228	26.871	220	228
9	3:31.738	2:21.845	203	37.759	152	32.134	213	152		22	1:30.414	29.289	207	33.962	224	27.163	222	224
10	1:31.939	28.988	208	33.759	216	29.192	213	216		23	1:25.959	26.274	218	30.993	227	28.692	220	227
11	1:38.921	29.153	207	36.219	213	33.549	213	213		24	1:24.741	26.383	217	31.022	228	27.336	217	228
12	1:32.722	28.981	204	33.978	216	29.763	213	216		25	2:34.289	28.196	203	34.094	219	1:31.999	2	219
13	1:33.125	29.083	205	34.399	216	29.643	212	216		26	2:03.548	31.943	205	35.497	184			184

53 Jamie Green , Hoffmann Group Audi RS 5 DTM / GBR										theoretical besttime: 1:24.081								
Lap	Time	S1	V1	S2	V2	S3	V3	Vmax		Lap	Time	S1	V1	S2	V2	S3	V3	Vmax
1	2:31.841		188	40.517	199			199		13	1:29.255	27.932	212	33.499	223	27.824	220	223
2	11:59.732	10:37	199	38.753	209			209		14	1:24.949	26.792	220	31.329	229	26.828	217	229
3	2:20.218	1:14.116	204	35.568	216	30.534	212	216		15	1:24.191	26.371	220	31.190	228	26.630	222	228
4	1:38.126	33.174	206	35.213	216	29.739	212	216		16	1:24.373	26.445	218	31.234	227	26.694	217	227
5	1:35.833	30.621	208	35.738	215	29.474	211	215		17	1:26.740	26.594	221	32.444	227	27.702	219	227
6	1:34.223	29.659	208	34.575	216	29.989	216	216		18	1:25.505	26.491	219	31.201	226	27.813	217	226
7	1:37.968	29.867	207	34.021	219	34.080	215	219		19	1:24.373	26.319	219	31.132	226	26.922	217	226
8	1:33.425	29.411	205	34.530	215	29.484	211	215		20	1:24.701	26.528	219	31.290	228	26.883	222	228
9	1:43.589	29.863	206	35.304	213	38.422	211	213		21	1:24.777	26.505	220	31.239	224	27.033	217	224
10	1:35.468	30.517	204	35.050	214	29.901	211	214		22	2:03.924	27.148	217	31.891	224	1:04.885		224
11	1:51.896	30.696	185	38.697	207			207		23	2:01.850	32.167	205	33.099	223			223
12	2:12.065	1:08.471	202	35.020	218	28.574	216	218										

62 Ferdinand von Habsburg , Aston Martin Vantage DTM / AUT										theoretical besttime: 1:25.233								
Lap	Time	S1	V1	S2	V2	S3	V3	Vmax		Lap	Time	S1	V1	S2	V2	S3	V3	Vmax
1	3:18.926		173	46.491	169	36.319	199	169		11	1:34.221	29.972	203	34.860	215	29.389	212	215
2	2:11.282	37.129	180	44.557	166			166		12	1:51.005	29.973	204	36.062	210			210
3	3:18.756	1:46.344	173	45.140	179			179		13	8:51.789	7:38.791	179	41.815	205	31.183	208	205
4	2:34.448	1:18.724	185	42.517	186	33.207	204	186		14	1:34.950	29.991	204	35.892	214	29.067	213	214
5	2:01.508	35.130	187	40.706	199			199		15	1:29.523	28.468	209	33.678	221	27.377	217	221
6	7:19.846	6:05.980	186	41.502	200	32.364	208	200		16	1:26.594	27.349	211	32.366	225	26.879	217	225
7	1:41.942	32.479	198	38.733	210	30.730	209	210		17	1:25.233	26.890	213	31.568	225	26.775	217	225
8	1:40.113	33.064	198	37.273	211	29.776	209	211		18	3:01.655	33.339	166	42.146	146	1:46.170		146
9	1:36.040	31.053	203	35.611	213	29.376	211	213		19	2:21.311	39.415	150	43.529	153			153
10	1:34.731	30.441	203	35.117	214	29.173	212	214										

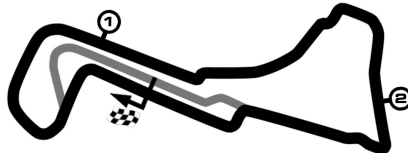
76 Jake Dennis , Aston Martin Vantage DTM / GBR										theoretical besttime: 1:23.974								
Lap	Time	S1	V1	S2	V2	S3	V3	Vmax		Lap	Time	S1	V1	S2	V2	S3	V3	Vmax
1	3:08.766		177	43.279	184	41.198	174	184		12	2:01.372	36.184	159	49.880	155	35.308	211	155
2	2:03.220	35.923	188	40.390	185			185		13	1:31.828	29.269	204	33.528	214	29.031	212	214
3	2:28.637	1:13.201	185	40.531	186	34.905	199	186		14	1:52.204	29.206	204	36.241	169			169
4	1:46.447	34.415	193	39.365	203	32.667	206	203		15	5:20.006	4:09.985	191	39.565	210	30.456	208	210
5	1:39.249	31.489	199	36.459	210	31.301	207	210		16	1:33.218	30.298	205	34.362	218	28.558	216	218
6	1:38.047	31.452	200	36.057	211	30.538	209	211		17	1:26.379	27.436	213	31.923	224	27.020	217	224
7	1:50.434	30.044	202	35.584	211			211		18	1:24.740	26.643	216	31.287	225	26.810	219	225
8	5:53.382	4:40.742	186	38.790	189	33.850	209	189		19	1:23.974	26.405	215	30.871	225	26.698	219	225
9	1:33.627	29.560	206	34.141	213	29.926	209	213		20	1:32.618	28.296	207	35.484	203	28.838	219	203
10	1:32.923	29.122	205	34.076	216	29.725	209	216		21	1:45.274	26.594	214	31.365	199			199
11	1:31.869	29.065	205	33.725	215	29.079	211	215										

DTM Zolder

Circuit Zolder, length 4000 m

17. -19.05.2019

DTM



-Reg.No.: C-Z-DTM-INT-009

Lap Analysis free practice 1, 17.05.2019

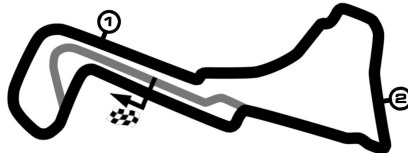
99 Mike Rockenfeller , Akrapovic Audi RS 5 DTM / DEU									theoretical besttime: 1:24.116								
Lap	Time	S1	V1	S2	V2	S3	V3	Vmax	Lap	Time	S1	V1	S2	V2	S3	V3	Vmax
1	2:20.504		185	43.341	171			171	13	1:31.782	28.888	208	33.631	219	29.263	212	219
2	6:39.809	5:26.586	190	40.316	198	32.907	208	198	14	1:53.651	31.472	203	37.053	205			205
3	1:41.340	32.791	200	37.186	215	31.363	211	215	15	4:32.648	3:22.024	185	40.013	206	30.611	213	206
4	1:53.120	30.697	205	35.966	218			218	16	1:33.127	29.662	208	33.772	222	29.693	220	222
5	2:09.845	1:00.136	195	38.949	213	30.760	211	213	17	1:41.450	32.012	184	35.661	223	33.777	219	223
6	1:35.334	29.784	205	35.265	217	30.285	212	217	18	1:25.930	27.136	216	31.481	228	27.313	222	228
7	1:35.058	29.765	207	35.419	216	29.874	213	216	19	1:29.646	27.515	207	32.964	224	29.167	217	224
8	1:34.789	29.522	205	35.113	216	30.154	213	216	20	1:24.352	26.518	219	31.235	229	26.599	222	229
9	1:54.793	30.571	198	38.748	210			210	21	1:24.351	26.432	219	31.085	228	26.834	219	228
10	2:24.103	1:15.927	193	37.592	208	30.584	216	208	22	1:24.563	26.512	216	31.150	227	26.901	219	227
11	1:31.439	29.109	208	33.566	219	28.764	215	219	23	2:32.425	30.535	196	35.292	200	1:26.598	68	200
12	1:38.497	29.897	203	38.275	208	30.325	216	208	24	2:07.851	34.232	159	37.825	181			181

DTM Zolder

Circuit Zolder, length 4000 m

17. -19.05.2019

DTM



DTM

Best Sector Times free practice 1

-Reg.No.: C-Z-DTM-INT-009

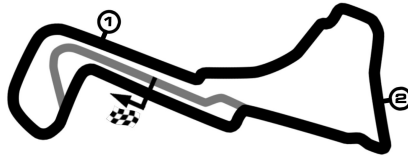
Pos.	sector 1			sector 2			sector 3			theoretical and best lap time				
	No	Driver	Time	No	Driver	Time	No	Driver	Time	No	Driver	theoretical	Best	Pos
1	33	Rast R.	25.843	33	Rast R.	30.336	25	Eng P.	26.407	33	Rast R.	1:22.783	1:22.941	1
2	51	Müller N.	26.156	4	Frijns R.	30.648	4	Frijns R.	26.430	4	Frijns R.	1:23.408	1:23.754	3
3	27	Aberdein J.	26.182	11	Wittmann M.	30.670	31	Van der Linde S.	26.531	25	Eng P.	1:23.478	1:23.828	4
4	11	Wittmann M.	26.223	25	Eng P.	30.699	99	Rockenfeller M.	26.599	11	Wittmann M.	1:23.654	1:23.731	2
5	23	Juncadella D.	26.260	23	Juncadella D.	30.744	33	Rast R.	26.604	51	Müller N.	1:23.719	1:23.902	7
6	21	Fittipaldi P.	26.301	21	Fittipaldi P.	30.851	53	Green J.	26.630	27	Aberdein J.	1:23.785	1:23.858	5
7	53	Green J.	26.319	31	Van der Linde S.	30.869	7	Spengler B.	26.664	21	Fittipaldi P.	1:23.846	1:23.881	6
8	4	Frijns R.	26.330	76	Dennis J.	30.871	47	Eriksson J.	26.684	23	Juncadella D.	1:23.912	1:24.014	9
9	16	Glock T.	26.348	51	Müller N.	30.875	51	Müller N.	26.688	76	Dennis J.	1:23.974	1:23.974	8
10	28	Duval L.	26.359	27	Aberdein J.	30.879	21	Fittipaldi P.	26.694	31	Van der Linde S.	1:23.982	1:24.174	11
11	25	Eng P.	26.372	7	Spengler B.	30.888	76	Dennis J.	26.698	53	Green J.	1:24.081	1:24.191	12
12	76	Dennis J.	26.405	3	Di Resta P.	30.916	27	Aberdein J.	26.724	99	Rockenfeller M.	1:24.116	1:24.351	14
13	99	Rockenfeller M.	26.432	28	Duval L.	31.006	11	Wittmann M.	26.761	28	Duval L.	1:24.160	1:24.160	10
14	3	Di Resta P.	26.494	47	Eriksson J.	31.014	62	von Habsburg F.	26.775	7	Spengler B.	1:24.171	1:24.245	13
15	31	Van der Linde S.	26.582	99	Rockenfeller M.	31.085	28	Duval L.	26.795	16	Glock T.	1:24.351	1:24.570	16
16	7	Spengler B.	26.619	53	Green J.	31.132	16	Glock T.	26.825	3	Di Resta P.	1:24.357	1:24.447	15
17	47	Eriksson J.	26.672	16	Glock T.	31.178	23	Juncadella D.	26.908	47	Eriksson J.	1:24.370	1:24.575	17
18	62	von Habsburg F.	26.890	62	von Habsburg F.	31.568	3	Di Resta P.	26.947	62	von Habsburg F.	1:25.233	1:25.233	18

DTM Zolder

Circuit Zolder, length 4000 m

17. -19.05.2019

DTM



DTM

Topspeed free practice 1, 17.05.2019

-Reg.No.: C-Z-DTM-INT-009

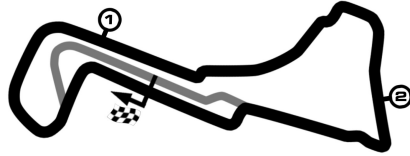
Car No.	Driver	Make	Speed km/h
27	Jonathan Aberdein	WRT Audi RS 5 DTM	229
53	Jamie Green	Hoffmann Group Audi RS 5 DTM	229
33	René Rast	Audi Sport RS 5 DTM	229
99	Mike Rockenfeller	Akrapovic Audi RS 5 DTM	229
11	Marco Wittmann	Schaeffler BMW M4 DTM	228
23	Daniel Juncadella	Aston Martin Vantage DTM	228
51	Nico Müller	Castrol EDGE Audi RS 5 DTM	228
21	Pietro Fittipaldi	WRT Audi RS 5 DTM	228
47	Joel Eriksson	CATL BMW M4 DTM	227
28	Loic Duval	MASCOT WORKWEAR Audi RS 5 DTM	227
31	Sheldon Van der Linde	Shell BMW M4 DTM	227
25	Philipp Eng	ZF BMW M4 DTM	227
4	Robin Frijns	Aral Ultimate Audi RS 5 DTM	227
7	Bruno Spengler	BMW Bank M4 DTM	226
16	Timo Glock	JIVS BMW M4 DTM	226
76	Jake Dennis	Aston Martin Vantage DTM	225
62	Ferdinand von Habsburg	Aston Martin Vantage DTM	225
3	Paul Di Resta	Aston Martin Vantage DTM	225

DTM Zolder

Circuit Zolder, length 4000 m

17. -19.05.2019

DTM

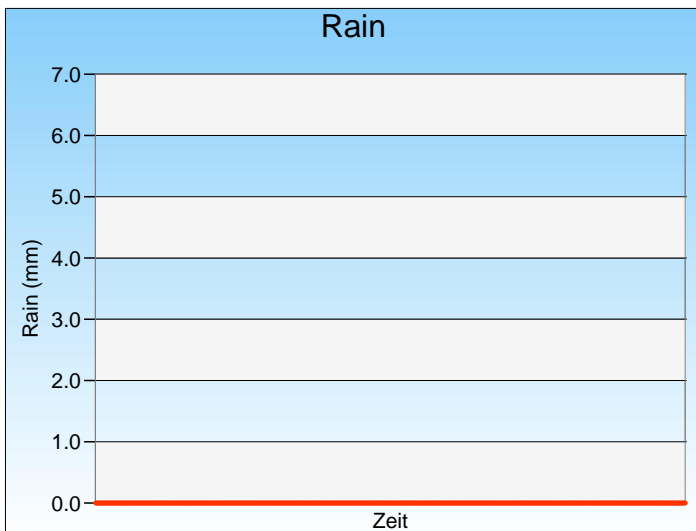
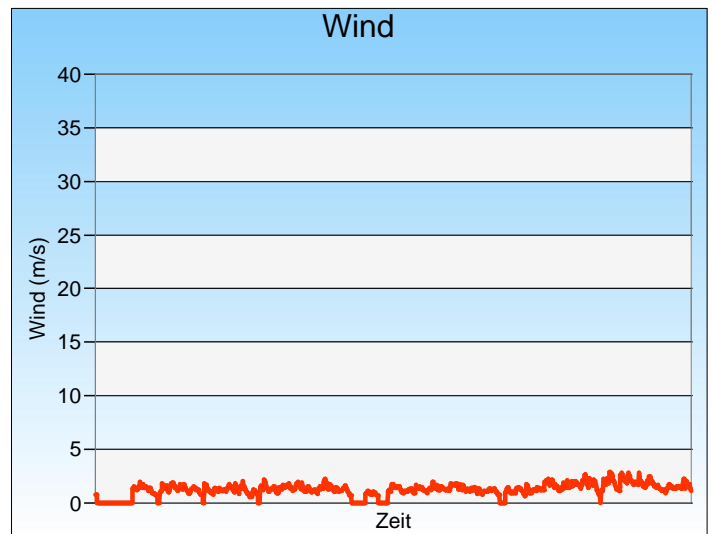
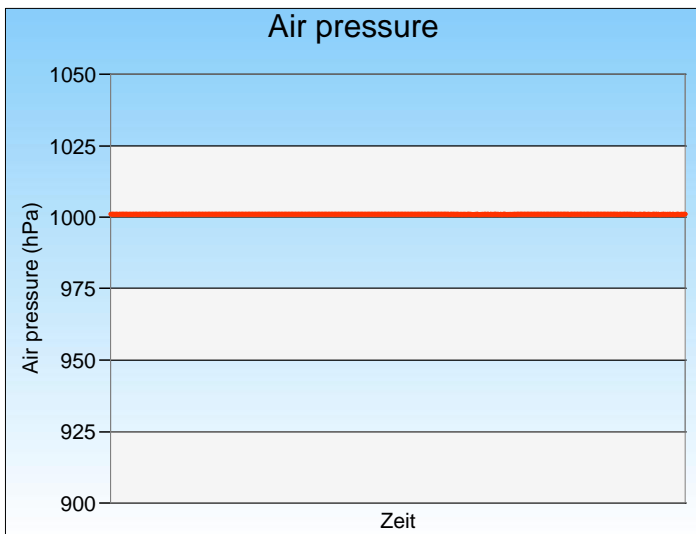
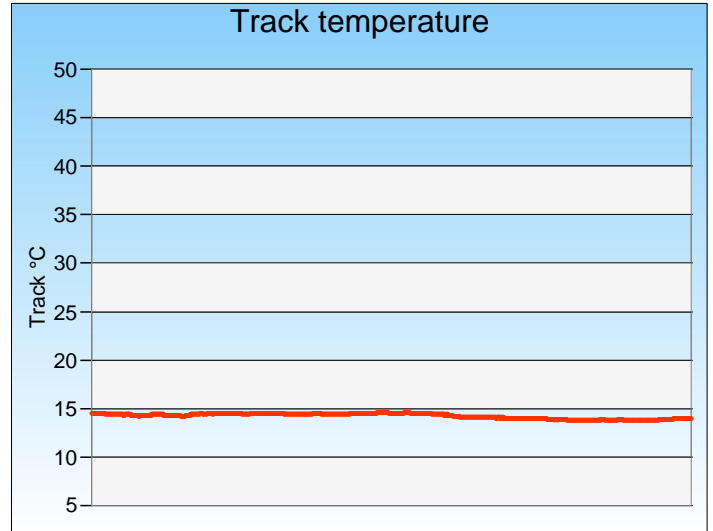
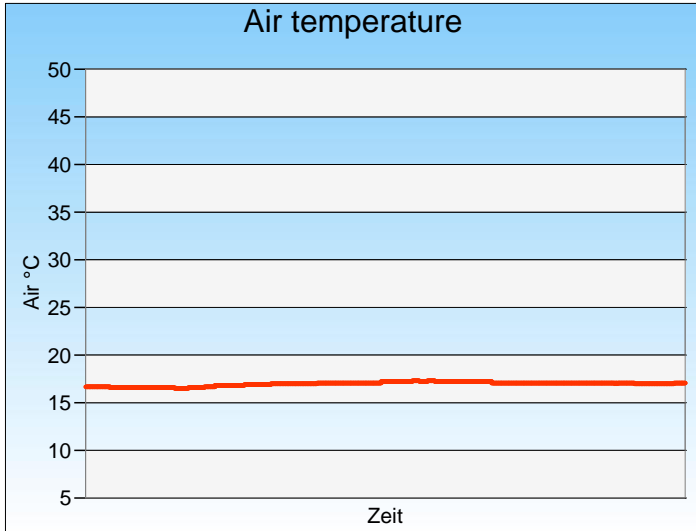


DTM

-Reg.No.: C-Z-DTM-INT-009

Weather free practice 1

17.05.2019, 14:15:00 - 15:00:00



Weather:

