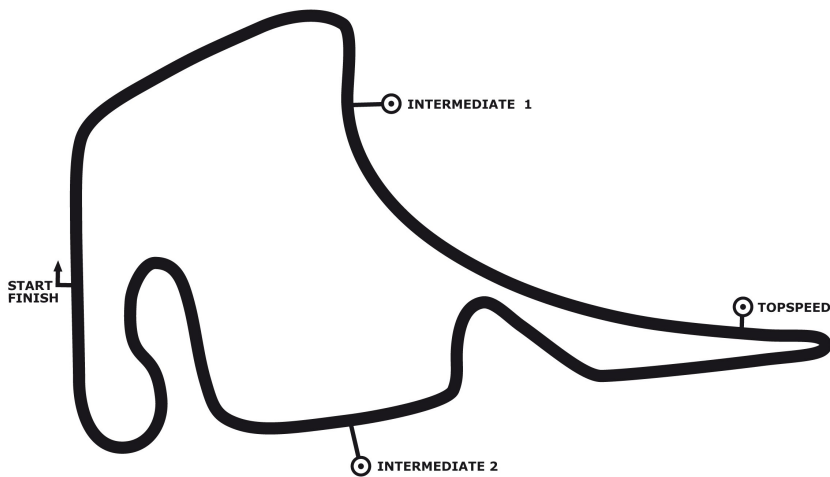


# DTM

## DTM Hockenheim II

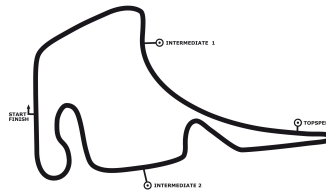
### free practice 2



**Hockenheimring BW 4574 m**

**04. - 06.10.2019**

**DTM Hockenheim II**  
**Hockenheimring BW, length 4574 m**  
**04. - 06.10.2019**  
**DTM**



**DMSB**-Reg.No.: 260/19

**Result free practice 2, 04.10.2019**

RK	No	DRIVER/ENTRANT	CAR	TIME	Lap	%	GAP	DIFF	km/h	Time
1	11	<b>Marco Wittmann (DEU)</b> BMW Team RMG	Schaeffler BMW M4 DTM	1:29.881	16	100.00			183.2	16:54:49
2	33	<b>René Rast (DEU)</b> Audi Sport Team Rosberg	Audi Sport RS 5 DTM	1:30.489	18	100.68	00.608	00.608	181.9	16:55:00
3	16	<b>Timo Glock (DEU)</b> BMW Team RMR	JIVS BMW M4 DTM	1:30.583	16	100.78	00.702	00.094	181.7	16:55:04
4	53	<b>Jamie Green (GBR)</b> Audi Sport Team Rosberg	Hoffmann Group Audi RS 5 DTM	1:30.656	17	100.86	00.775	00.073	181.6	16:54:23
5	51	<b>Nico Müller (CHE)</b> Audi Sport Team Abt Sportsline	Castrol EDGE Audi RS 5 DTM	1:30.916	16	101.15	01.035	00.260	181.1	16:55:06
6	99	<b>Mike Rockenfeller (DEU)</b> Audi Sport Team Phoenix	Akrapovic Audi RS 5 DTM	1:30.962	18	101.20	01.081	00.046	181.0	16:54:42
7	25	<b>Philipp Eng (AUT)</b> BMW Team RMR	ZF BMW M4 DTM	1:31.026	16	101.27	01.145	00.064	180.8	16:54:54
8	21	<b>Pietro Fittipaldi (BRA)</b> WRT Team Audi Sport	WRT Audi RS 5 DTM	1:31.113	16	101.37	01.232	00.087	180.7	16:54:31
9	7	<b>Bruno Spengler (CAN)</b> BMW Team RMG	BMW Bank M4 DTM	1:31.151	16	101.41	01.270	00.038	180.6	16:54:57
10	28	<b>Loic Duval (FRA)</b> Audi Sport Team Phoenix	MASCOT WORKWEAR Audi RS 5 DTM	1:31.253	18	101.53	01.372	00.102	180.4	16:53:36
11	4	<b>Robin Frijns (NLD)</b> Audi Sport Team Abt Sportsline	Aral Ultimate Audi RS 5 DTM	1:31.689	15	102.01	01.808	00.436	179.5	16:54:07
12	23	<b>Daniel Juncadella (ESP)</b> R-Motorsport 2	Aston Martin Vantage DTM	1:31.855	13	102.20	01.974	00.166	179.2	16:55:17
13	62	<b>Ferdinand von Habsburg (AUT)</b> R-Motorsport 2	Aston Martin Vantage DTM	1:31.950	15	102.30	02.069	00.095	179.0	16:55:24
14	47	<b>Joel Eriksson (SWE)</b> BMW Team RBM	CATL BMW M4 DTM	1:31.960	15	102.31	02.079	00.010	179.0	16:54:13
15	1	<b>Jenson Button (GBR)</b> Team Kunimitsu	Honda NSX-GT	1:31.986	16	102.34	02.105	00.026	179.0	17:01:33
16	27	<b>Jonathan Aberdein (RSA)</b> WRT Team Audi Sport	WRT Audi RS 5 DTM	1:32.291	16	102.68	02.410	00.305	178.4	16:55:21
17	37	<b>Ryo Hirakawa (JPN)</b> Lexus Team KeePer TOM'S	Lexus LC500	1:32.339	15	102.73	02.458	00.048	178.3	16:42:13
18	31	<b>Sheldon Van der Linde (RSA)</b> BMW Team RBM	Shell BMW M4 DTM	1:32.531	16	102.95	02.650	00.192	177.9	16:41:05
19	3	<b>Paul Di Resta (GBR)</b> R-Motorsport 1	Aston Martin Vantage DTM	1:32.541	6	102.96	02.660	00.010	177.9	16:41:17
20	76	<b>Jake Dennis (GBR)</b> R-Motorsport 1	Aston Martin Vantage DTM	1:33.301	15	103.81	03.420	00.760	176.4	16:42:11
21	35	<b>Ronnie Quintarelli (ITA)</b> Nismo	Nissan/ R35	1:33.527	16	104.06	03.646	00.226	176.0	16:54:34

**Subject to final scrutineering !**

Issued:	Clerk of the Course:	Timekeeper:
---------	----------------------	-------------

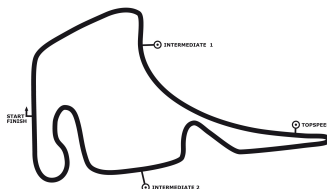


# DTM Hockenheim II

Hockenheimring BW, length 4574 m

04. - 06.10.2019

DTM



# DTM

## Lap by Lap free practice 2, 04.10.2019

DMSB-Reg.No.: 260/19

1 Jenson Button , Honda NSX-GT / GBR															
1	2:45.963	2	1:45.894	3	1:38.483	4	1:36.979	5	1:34.716	6	1:34.075	7	1:33.718	pit	2:01.021
9	6:07.785	10	1:46.708	11	1:35.203	12	1:43.351	13	2:39.434	14	1:38.444	15	<b>1:31.986</b>	16	3:02.008

3 Paul Di Resta , Aston Martin Vantage DTM / GBR															
1	2:09.606	pit	1:57.787	3	2:22.501	4	1:40.940	5	1:34.313	6	<b>1:32.541</b>				

4 Robin Frijns , Aral Ultimate Audi RS 5 DTM / NLD															
pit	2:40.808	2	2:24.459	3	1:44.560	4	1:43.384	5	1:33.268	6	1:32.369	pit	1:47.233	8	7:17.964
9	1:51.177	10	<b>1:31.689</b>	11	1:42.264	12	2:34.662	13	1:43.547	14	2:12.933	pit	1:59.429		

7 Bruno Spengler , BMW Bank M4 DTM / CAN															
1	2:50.917	pit	2:07.990	3	2:40.822	4	1:44.512	5	1:34.889	6	1:33.036	pit	2:04.305	8	5:30.622
9	1:47.266	10	1:31.964	11	<b>1:31.151</b>	12	1:41.404	13	1:46.264	pit	2:23.548	15	3:15.015	pit	1:56.046

11 Marco Wittmann , Schaeffler BMW M4 DTM / DEU															
1	2:35.183	pit	1:53.992	3	2:26.122	4	1:42.469	5	1:32.666	6	1:31.619	pit	2:46.629	8	5:35.840
9	1:43.610	10	1:30.769	11	<b>1:29.881</b>	12	1:38.629	13	1:57.241	pit	1:55.286	15	3:26.885	pit	2:08.577

16 Timo Glock , JIVS BMW M4 DTM / DEU															
1	2:46.351	pit	1:52.225	3	2:17.116	4	1:44.999	5	1:33.714	6	1:32.058	pit	1:50.927	8	6:33.488
9	1:50.243	10	1:32.949	11	<b>1:30.583</b>	12	1:44.589	13	1:37.047	14	2:09.793	15	3:10.152	pit	2:06.956

21 Pietro Fittipaldi , WRT Audi RS 5 DTM / BRA															
1	2:42.498	pit	2:04.489	3	2:32.274	4	1:47.986	5	1:40.189	6	1:33.240	pit	1:49.731	8	5:35.420
9	1:38.259	10	1:35.642	11	<b>1:31.113</b>	12	1:37.507	13	2:15.680	pit	1:52.059	15	4:03.756	pit	1:55.294

23 Daniel Juncadella , Aston Martin Vantage DTM / ESP															
1	2:12.311	pit	2:01.131	3	2:27.186	4	1:40.127	5	1:35.135	6	1:33.968	pit	1:43.788	8	7:07.287
9	1:48.595	10	1:35.711	11	<b>1:31.855</b>	12	3:05.490	pit	1:43.686						

25 Philipp Eng , ZF BMW M4 DTM / AUT															
pit	3:09.859	2	2:22.068	3	1:37.852	4	1:33.894	5	1:32.691	6	1:32.478	pit	1:38.568	8	6:38.935
9	1:45.681	10	1:31.062	11	<b>1:31.026</b>	12	1:40.504	13	1:50.435	pit	1:53.573	15	3:14.653	pit	1:40.259

27 Jonathan Aberdein , WRT Audi RS 5 DTM / RSA															
1	2:45.203	pit	2:22.428	3	3:41.375	4	1:43.322	5	1:34.635	6	1:47.411	pit	2:15.172	8	4:25.160
9	1:41.567	10	1:32.694	11	<b>1:32.291</b>	12	3:01.462	13	1:37.143	pit	1:37.506	15	3:15.378	pit	2:06.174

28 Loic Duval , MASCOT WORKWEAR Audi RS 5 DTM / FRA															
1	2:21.174	2	1:49.401	3	1:34.400	4	1:34.675	5	1:33.066	6	1:38.518	7	1:33.441	8	1:45.387
pit	2:18.019	10	4:17.798	11	1:39.143	12	<b>1:31.253</b>	13	1:37.877	pit	1:43.751	pit	2:35.530	16	2:02.718
17	3:17.366	pit	1:55.740												

31 Sheldon Van der Linde , Shell BMW M4 DTM / RSA															
pit	3:49.814	2	2:18.741	3	1:49.271	4	1:34.556	5	<b>1:32.531</b>	6	1:33.146	pit	2:01.713	8	5:57.209
9	1:44.506	10	1:35.148	11	1:43.323	12	2:43.182	13	1:37.892	14	1:32.650	15	2:45.660	pit	1:53.601

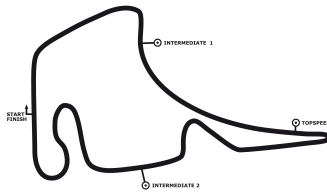
33 René Rast , Audi Sport RS 5 DTM / DEU															
pit	2:18.277	2	2:29.931	3	1:39.410	4	1:34.492	5	1:32.891	6	1:32.218	7	1:32.292	8	1:51.007

# DTM Hockenheim II

Hockenheimring BW, length 4574 m

04. - 06.10.2019

DTM



# DTM

## Lap by Lap free practice 2, 04.10.2019

DMSB-Reg.No.: 260/19

pit	3:13.136	10	2:23.914	11	1:49.794	12	1:32.538	13	<b>1:30.489</b>	14	1:40.587	15	1:44.629	pit	2:00.812
17	3:58.083	pit	2:06.114												

### 35 Ronnie Quintarelli , Nissan/ R35 / ITA

1	2:46.597	2	1:47.225	3	1:38.450	4	1:36.807	5	1:36.099	6	1:35.285	pit	1:49.500	8	6:56.660
9	1:38.970	10	1:35.049	11	<b>1:33.527</b>	12	1:37.197	13	2:13.164	14	1:44.675	15	2:48.768	pit	1:43.958

### 37 Ryo Hirakawa , Lexus LC500 / JPN

pit	2:55.284	2	2:34.897	3	1:49.880	4	1:43.449	5	1:37.263	6	<b>1:32.339</b>	pit	1:50.461	8	7:37.196
9	1:35.210	10	1:36.311	11	1:36.034	12	1:56.567	13	1:45.678	14	2:26.003	pit	3:13.077		

### 47 Joel Eriksson , CATL BMW M4 DTM / SWE

pit	3:11.153	2	2:23.067	3	1:42.131	4	1:34.841	5	1:34.488	6	1:33.076	pit	1:49.769	8	7:13.578
9	1:38.796	10	<b>1:31.960</b>	11	1:39.759	12	2:30.997	13	1:42.832	14	1:55.501	pit	2:02.573		

### 51 Nico Müller , Castrol EDGE Audi RS 5 DTM / CHE

pit	3:13.846	2	2:27.103	3	1:43.210	4	1:38.192	5	1:33.269	6	1:32.033	pit	1:49.375	8	6:16.364
9	1:50.485	10	1:31.123	11	<b>1:30.916</b>	12	1:45.150	13	1:35.505	pit	1:56.348	15	3:27.878	pit	2:06.203

### 53 Jamie Green , Hoffmann Group Audi RS 5 DTM / GBR

pit	2:51.861	2	2:20.715	3	1:40.818	4	1:35.857	5	1:34.398	6	1:33.046	7	1:32.829	pit	1:59.150
9	4:33.931	10	1:38.213	11	1:31.303	12	<b>1:30.656</b>	13	1:32.165	14	2:29.255	pit	1:45.119	16	2:47.298
pit	1:40.809														

### 62 Ferdinand von Habsburg , Aston Martin Vantage DTM / AUT

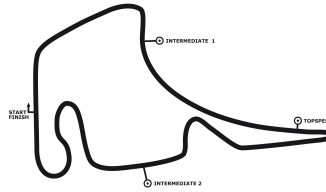
1	2:48.821	pit	2:06.842	3	2:43.708	4	1:38.531	5	1:34.485	6	1:32.978	pit	2:08.552	8	5:54.839
9	1:43.873	10	1:40.098	11	<b>1:31.950</b>	12	2:58.324	pit	1:44.949	14	2:55.307	pit	2:20.336		

### 76 Jake Dennis , Aston Martin Vantage DTM / GBR

1	2:51.033	pit	1:57.978	3	2:22.831	4	1:46.397	5	1:39.746	6	<b>1:33.301</b>	pit	1:50.471	8	6:39.345
9	1:49.066	10	1:34.019	11	1:41.189	12	2:38.094	pit	1:51.533	14	3:05.660	pit	2:30.274		

### 99 Mike Rockenfeller , Akrapovic Audi RS 5 DTM / DEU

1	2:22.790	2	1:38.995	3	1:35.580	4	1:34.866	5	1:33.823	6	1:32.802	7	1:33.770	8	1:33.283
pit	3:07.919	pit	2:47.271	11	2:15.173	12	1:35.361	13	<b>1:30.962</b>	14	1:42.183	15	1:59.575	pit	1:57.364
17	2:53.915	18	1:44.691												



**Lap Analysis free practice 2, 04.10.2019**

1 Jenson Button , Honda NSX-GT / GBR									theoretical besttime: 1:31.439								
Lap	Time	S1	V1	S2	V2	S3	V3	Vmax	Lap	Time	S1	V1	S2	V2	S3	V3	Vmax
1	2:45.963		111	57.812	169	43.667	207	202	9	6:07.785	4:43.677	125	51.877	199	32.231	214	213
2	1:45.894	24.378	137	49.261	198	32.255	218	264	10	1:46.708	22.190	166	48.645	209	35.873	219	260
3	1:38.483	22.075	163	45.646	206	30.762	219	271	11	1:35.203	20.632	176	44.173	212	30.398	<b>223</b>	271
4	1:36.979	22.015	160	45.223	210	29.741	220	272	12	1:43.351	<b>19.951</b>	<b>177</b>	<b>42.556</b>	<b>216</b>	40.844	156	273
5	1:34.716	21.144	167	44.552	210	29.020	221	272	13	2:39.434	30.677	139	53.470	82	1:15.287	91	210
6	1:34.075	20.657	170	44.084	212	29.334	221	272	14	1:38.444	25.199	173	43.776	215	29.469	221	273
7	1:33.718	20.589	172	43.672	212	29.457	221	272	15	<b>1:31.986</b>	20.210	174	42.844	216	<b>28.932</b>	<b>222</b>	<b>274</b>
8	2:01.021	20.485	174	43.625	213			272	16	3:02.008	23.878	173	48.192	198	1:49.938		239

3 Paul Di Resta , Aston Martin Vantage DTM / GBR									theoretical besttime: 1:32.541								
Lap	Time	S1	V1	S2	V2	S3	V3	Vmax	Lap	Time	S1	V1	S2	V2	S3	V3	Vmax
1	2:09.606		104	57.093	179	37.266	201	230	4	1:40.940	22.533	150	47.143	204	31.264	217	266
2	1:57.787	25.257	143	51.122	192			263	5	1:34.313	20.860	162	44.881	210	28.572	<b>219</b>	267
3	2:22.501	57.742	123	51.240	191	33.519	213	259	6	<b>1:32.541</b>	<b>20.303</b>	<b>171</b>	<b>44.103</b>	<b>213</b>	<b>28.135</b>	217	<b>270</b>

4 Robin Frijns , Aral Ultimate Audi RS 5 DTM / NLD									theoretical besttime: 1:30.851								
Lap	Time	S1	V1	S2	V2	S3	V3	Vmax	Lap	Time	S1	V1	S2	V2	S3	V3	Vmax
1	2:40.808		116	58.406	172			212	9	1:51.177	22.291	161	47.409	205	41.477	221	264
2	2:24.459	57.047	135	52.249	190	35.163	207	225	10	<b>1:31.689</b>	20.381	<b>176</b>	43.009	<b>215</b>	28.299	221	272
3	1:44.560	24.063	146	47.164	202	33.333	215	266	11	1:42.264	<b>20.046</b>	175	42.681	213	39.537	157	272
4	1:43.384	23.081	160	48.524	196	31.779	221	270	12	2:34.662	29.852	131	52.397	110	1:12.413	98	218
5	1:33.268	20.817	170	44.066	213	28.385	<b>223</b>	272	13	1:43.547	28.548	158	45.091	210	29.908	222	<b>274</b>
6	1:32.369	20.530	166	43.701	213	<b>28.138</b>	223	272	14	2:12.933	20.057	174	<b>42.667</b>	215	1:10.209	28	271
7	1:47.233	20.496	169	47.994	208			272	15	1:59.429	41.157	156	43.522	212			271
8	7:17.964	5:52.135	128	52.079	198	33.750	211	251									

7 Bruno Spengler , BMW Bank M4 DTM / CAN									theoretical besttime: 1:31.151								
Lap	Time	S1	V1	S2	V2	S3	V3	Vmax	Lap	Time	S1	V1	S2	V2	S3	V3	Vmax
1	2:50.917		107	58.009	175	40.616	191	185	9	1:47.266	22.230	159	46.982	207	38.054	220	266
2	2:07.990	27.916	123	52.705	188			230	10	1:31.964	20.292	172	43.426	214	28.246	221	272
3	2:40.822	1:18.362	126	50.229	198	32.231	216	259	11	<b>1:31.151</b>	<b>19.942</b>	<b>175</b>	<b>43.043</b>	<b>215</b>	<b>28.166</b>	221	271
4	1:44.512	22.187	155	50.355	205	31.970	219	266	12	1:41.404	21.868	144	48.795	201	30.741	218	207
5	1:34.889	20.859	160	45.159	210	28.871	221	270	13	1:46.264	20.682	171	44.223	211	41.359	118	271
6	1:33.036	20.282	173	44.210	213	28.544	<b>222</b>	<b>272</b>	14	2:23.548	29.559	147	56.037	123			229
7	2:04.305	20.381	171	44.019	208			272	15	3:15.015	50.079	166	44.477	204	1:40.459		267
8	5:30.622	4:09.472	131	49.070	201	32.080	211	255	16	1:56.046	24.383	173	43.314	212			272

11 Marco Wittmann , Schaeffler BMW M4 DTM / DEU									theoretical besttime: 1:29.881								
Lap	Time	S1	V1	S2	V2	S3	V3	Vmax	Lap	Time	S1	V1	S2	V2	S3	V3	Vmax
1	2:35.183		111	57.771	180	36.374	210	221	9	1:43.610	22.113	160	46.465	205	35.032	221	269
2	1:53.992	24.500	142	49.913	198			268	10	1:30.769	19.998	<b>176</b>	42.824	216	27.947	223	273
3	2:26.122	57.306	124	53.601	167	35.215	213	187	11	<b>1:29.881</b>	<b>19.641</b>	175	<b>42.362</b>	<b>217</b>	<b>27.878</b>	221	274
4	1:42.469	22.177	154	46.742	204	33.550	221	268	12	1:38.629	20.218	154	48.555	208	29.856	221	232
5	1:32.666	20.415	167	43.849	211	28.402	<b>223</b>	273	13	1:57.241	20.702	169	43.688	213	52.851	114	274
6	1:31.619	20.009	173	43.553	214	28.057	222	273	14	1:55.286	28.801	155	45.292	213			<b>276</b>
7	2:46.629	19.992	173	43.987	212			274	15	3:26.885	54.973	158	44.536	210	1:47.376		270
8	5:35.840	4:11.836	123	51.369	197	32.635	215	255	16	2:08.577	24.720	153	49.185	184			234

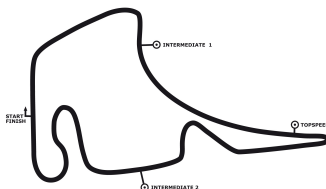
16 Timo Glock , JIVS BMW M4 DTM / DEU									theoretical besttime: 1:30.583								
Lap	Time	S1	V1	S2	V2	S3	V3	Vmax	Lap	Time	S1	V1	S2	V2	S3	V3	Vmax
1	2:46.351		123	55.492	165	43.496	208	217	9	1:50.243	21.528	160	46.305	182	42.410	221	266
2	1:52.225	24.635	140	50.692	191			266	10	1:32.949	20.339	174	43.897	210	28.713	<b>222</b>	271
3	2:17.116	55.354	137	49.475	195	32.287	214	255	11	<b>1:30.583</b>	<b>19.699</b>	<b>175</b>	<b>42.775</b>	<b>215</b>	<b>28.109</b>	216	272
4	1:44.999	22.532	154	46.984	188	35.483	219	265	12	1:44.589	23.319	127	50.615	196	30.655	220	214
5	1:33.714	20.708	170	44.513	212	28.493	220	271	13	1:37.047	20.795	156	44.075	204	32.177	143	270
6	1:32.058	20.094	170	43.823	214	28.141	221	272	14	2:09.793	36.432	89	55.938	163	37.423	166	204
7	1:50.927	20.104	172	48.735	169			<b>274</b>	15	3:10.152	25.991	135	52.252	166	1:51.909		214
8	6:33.488	5:09.700	127	50.568	187	33.220	216	237	16	2:06.956	24.846	147	48.248	177			262

# DTM Hockenheim II

Hockenheimring BW, length 4574 m

04. - 06.10.2019

DTM



DMSB-Reg.No.: 260/19

## Lap Analysis free practice 2, 04.10.2019

21 Pietro Fittipaldi , WRT Audi RS 5 DTM / BRA									theoretical besttime: 1:30.996								
Lap	Time	S1	V1	S2	V2	S3	V3	Vmax	Lap	Time	S1	V1	S2	V2	S3	V3	Vmax
1	2:42.498		110	58.614	156	42.040	193	229	9	1:38.259	21.871	157	45.306	207	31.082	221	266
2	2:04.489	25.844	128	53.770	131			267	10	1:35.642	21.616	150	44.524	210	29.502	222	270
3	2:32.274	1:03.176	118	52.822	189	36.276	172	252	11	<b>1:31.113</b>	19.990	<b>173</b>	<b>43.031</b>	<b>216</b>	<b>28.092</b>	223	272
4	1:47.986	23.936	138	50.752	195	33.298	212	265	12	1:37.507	<b>19.873</b>	164	43.228	212	34.406	216	272
5	1:40.189	22.743	146	47.268	205	30.178	222	266	13	2:15.680	20.300	168	45.632	136	1:09.748	105	272
6	1:33.240	20.522	163	44.132	212	28.586	<b>223</b>	<b>273</b>	14	1:52.059	27.882	142	44.795	213			274
7	1:49.731	20.281	167	43.570	215			<b>274</b>	15	4:03.756	50.466	137	57.234	131	2:16.056	7	174
8	5:35.420	4:13.645	115	48.864	202	32.911	215	256	16	1:55.294	26.876	161	47.242	154			272

23 Daniel Juncadella , Aston Martin Vantage DTM / ESP									theoretical besttime: 1:31.855								
Lap	Time	S1	V1	S2	V2	S3	V3	Vmax	Lap	Time	S1	V1	S2	V2	S3	V3	Vmax
1	2:12.311		110	56.386	179	36.357	197	207	8	7:07.287	5:46.904	123	49.652	199	30.731	213	227
2	2:01.131	25.301	143	52.365	170			263	9	1:48.595	21.257	159	49.033	200	38.305	216	265
3	2:27.186	1:02.104	116	52.675	192	32.407	207	234	10	1:35.711	21.875	137	44.874	210	28.962	218	262
4	1:40.127	22.666	148	47.334	203	30.127	215	262	11	<b>1:31.855</b>	<b>20.204</b>	171	<b>43.351</b>	<b>212</b>	<b>28.300</b>	<b>219</b>	264
5	1:35.135	21.175	165	45.128	208	28.832	218	263	12	3:05.490	23.498	136	1:24.272	76	1:17.720	83	108
6	1:33.968	20.477	172	44.906	208	28.585	218	264	13	1:43.686	23.578	165	44.022	210			262
7	1:43.788	20.300	<b>173</b>	44.314	210			<b>266</b>									

25 Philipp Eng , ZF BMW M4 DTM / AUT									theoretical besttime: 1:30.724								
Lap	Time	S1	V1	S2	V2	S3	V3	Vmax	Lap	Time	S1	V1	S2	V2	S3	V3	Vmax
1	3:09.859		100	1:00.127	164			205	9	1:45.681	22.187	155	47.510	180	35.984	<b>222</b>	266
2	2:22.068	59.046	108	51.526	194	31.496	213	260	10	1:31.062	20.114	173	<b>42.866</b>	<b>215</b>	<b>28.082</b>	220	271
3	1:37.852	22.241	154	46.165	206	29.446	219	266	11	<b>1:31.026</b>	<b>19.776</b>	174	43.089	215	28.161	220	271
4	1:33.894	20.736	165	44.524	208	28.634	219	270	12	1:40.504	21.284	140	49.012	203	30.208	219	220
5	1:32.691	20.321	166	43.953	210	28.417	220	270	13	1:50.435	20.553	173	43.079	214	46.803	115	271
6	1:32.478	20.193	174	43.804	213	28.481	220	272	14	1:53.573	28.193	164	44.932	210			<b>277</b>
7	1:38.568	20.137	174	43.689	210			271	15	3:14.653	53.267	154	46.066	183	1:35.320	6	269
8	6:38.935	5:17.802	119	49.082	192	32.051	212	259	16	1:40.259	23.329	<b>175</b>	43.233	208			271

27 Jonathan Aberdein , WRT Audi RS 5 DTM / RSA									theoretical besttime: 1:31.003								
Lap	Time	S1	V1	S2	V2	S3	V3	Vmax	Lap	Time	S1	V1	S2	V2	S3	V3	Vmax
1	2:45.203		111	58.843	152	43.764	203	219	9	1:41.567	22.041	170	45.605	209	33.921	<b>223</b>	251
2	2:22.428	24.416	131	58.564	88			267	10	1:32.694	20.434	167	43.802	213	<b>28.458</b>	221	272
3	3:41.375	2:14.339	119	53.204	152	33.832	197	216	11	<b>1:32.291</b>	<b>19.789</b>	172	<b>42.756</b>	<b>216</b>	29.746	165	272
4	1:43.322	26.389	149	47.393	206	29.540	222	244	12	3:01.462	26.946	129	1:17.256	75	1:17.260	86	142
5	1:34.635	20.393	166	43.862	213	30.380	220	<b>272</b>	13	1:37.143	24.147	168	43.910	213	29.086	220	272
6	1:47.411	20.119	170	43.767	212	43.525	80	272	14	1:37.506	20.047	173	42.769	214			270
7	2:15.172	43.617	158	44.191	214			272	15	3:15.378	37.354	170	43.290	161	1:54.734	3	271
8	4:25.160	3:00.511	127	50.779	183	33.870	195	227	16	2:06.174	25.009	<b>174</b>	47.701	157			270

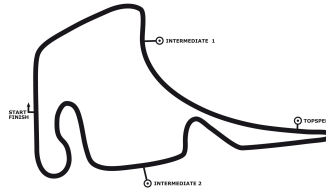
28 Loic Duval , MASCOT WORKWEAR Audi RS 5 DTM / FRA									theoretical besttime: 1:31.253								
Lap	Time	S1	V1	S2	V2	S3	V3	Vmax	Lap	Time	S1	V1	S2	V2	S3	V3	Vmax
1	2:21.174		117	52.098	189	33.168	211	238	10	4:17.798	2:55.330	135	51.233	205	31.235	213	235
2	1:49.401	22.951	157	48.639	203	37.811	219	262	11	1:39.143	21.371	166	46.219	209	31.553	<b>223</b>	233
3	1:34.400	20.891	165	44.557	211	28.952	220	270	12	<b>1:31.253</b>	<b>20.050</b>	173	<b>42.859</b>	<b>216</b>	<b>28.344</b>	220	272
4	1:34.675	20.761	163	44.873	211	29.041	219	270	13	1:37.877	22.621	144	46.067	210	29.189	221	267
5	1:33.066	20.510	171	43.763	213	28.793	219	272	14	1:43.751	20.218	<b>174</b>	45.962	207			270
6	1:38.518	20.477	154	46.843	196	31.198	221	270	15	2:35.530	1:05.239	132	51.288	190			241
7	1:33.441	20.873	167	43.920	213	28.648	220	271	16	2:02.718	50.807	169	43.351	214	28.560	222	269
8	1:45.387	20.287	170	43.556	213	41.544	79	271	17	3:17.366	22.484	149	58.128	120	1:56.754	4	178
9	2:18.019	43.317	166	43.239	213			<b>282</b>	18	1:55.740	23.045	172	46.570	208			233

# DTM Hockenheim II

Hockenheimring BW, length 4574 m

04. - 06.10.2019

DTM



DMSB-Reg.No.: 260/19

## Lap Analysis free practice 2, 04.10.2019

31 Sheldon Van der Linde , Shell BMW M4 DTM / RSA									theoretical besttime: 1:30.866								
Lap	Time	S1	V1	S2	V2	S3	V3	Vmax	Lap	Time	S1	V1	S2	V2	S3	V3	Vmax
1	3:49.814		115	1:01.592	138			180	9	1:44.506	21.866	170	48.283	177	34.357	220	254
2	2:18.741	56.332	126	49.723	196	32.686	213	261	10	1:35.148	20.304	177	42.771	214	32.073	222	272
3	1:49.271	26.753	134	50.250	168	32.268	219	241	11	1:43.323	20.069	175	42.495	214	40.759	79	272
4	1:34.556	21.164	163	44.468	210	28.924	221	270	12	2:43.182	30.489	146	56.317	78	1:16.376	89	213
5	<b>1:32.531</b>	20.699	168	43.530	214	<b>28.302</b>	220	271	13	1:37.892	24.446	161	44.243	213	29.203	220	271
6	1:33.146	20.460	169	44.050	213	28.636	220	<b>274</b>	14	1:32.650	20.446	176	42.879	215	29.325	206	271
7	2:01.713	20.308	173	43.394	<b>215</b>			273	15	2:45.660	23.140	162	46.493	200	1:36.027		232
8	5:57.209	4:31.847	112	53.312	201	32.050	202	224	16	1:53.601	26.473	157	47.950	190			250

33 René Rast , Audi Sport RS 5 DTM / DEU									theoretical besttime: 1:30.489								
Lap	Time	S1	V1	S2	V2	S3	V3	Vmax	Lap	Time	S1	V1	S2	V2	S3	V3	Vmax
1	2:18.277		115	56.149	186			214	10	2:23.914	1:04.194	135	47.555	204	32.165	218	264
2	2:29.931	58.591	112	55.789	194	35.551	213	221	11	1:49.794	22.110	165	46.988	207	40.696	<b>224</b>	270
3	1:39.410	22.829	148	46.337	206	30.244	221	268	12	1:32.538	21.415	170	42.993	215	28.130	223	274
4	1:34.492	20.925	167	44.686	213	28.881	222	274	13	<b>1:30.489</b>	<b>19.951</b>	<b>177</b>	<b>42.475</b>	<b>217</b>	<b>28.063</b>	224	275
5	1:32.891	20.630	169	43.972	215	28.289	222	274	14	1:40.587	23.416	153	45.341	199	31.830	207	251
6	1:32.218	20.434	170	43.589	216	28.195	222	275	15	1:44.629	22.193	168	47.647	196	34.789	148	274
7	1:32.292	20.300	173	43.517	213	28.475	221	275	16	2:00.812	33.052	144	54.066	210			162
8	1:51.007	20.434	173	44.350	208	46.223	80	267	17	3:58.083	52.624	140	52.213	117	2:13.246		217
9	3:13.136	43.181	166	44.109	211			<b>276</b>	18	2:06.114	34.475	175	43.902	135			274

35 Ronnie Quintarelli , Nissan/ R35 / ITA									theoretical besttime: 1:33.327								
Lap	Time	S1	V1	S2	V2	S3	V3	Vmax	Lap	Time	S1	V1	S2	V2	S3	V3	Vmax
1	2:46.597		97	59.393	180	40.451	208	190	9	1:38.970	22.210	149	45.574	207	31.186	216	257
2	1:47.225	24.936	137	50.223	195	32.066	216	254	10	1:35.049	20.621	165	44.635	<b>210</b>	29.793	219	268
3	1:38.450	22.285	162	46.167	205	29.998	217	267	11	<b>1:33.527</b>	20.591	168	43.881	207	<b>29.055</b>	216	267
4	1:36.807	21.839	161	45.609	208	29.359	<b>219</b>	267	12	1:37.197	<b>20.481</b>	<b>173</b>	44.927	206	31.789	216	267
5	1:36.099	21.541	160	44.899	209	29.659	215	267	13	2:13.164	21.845	154	44.909	204	1:06.410	106	266
6	1:35.285	21.113	165	44.761	209	29.411	216	267	14	1:44.675	28.348	150	45.218	208	31.109	217	<b>274</b>
7	1:49.500	23.370	158	46.935	198			266	15	2:48.768	21.401	167	45.256	205	1:42.111		266
8	6:56.660	5:29.567	93	53.038	189	34.055	213	225	16	1:43.958	24.484	169	<b>43.791</b>	204			268

37 Ryo Hirakawa , Lexus LC500 / JPN									theoretical besttime: 1:31.924								
Lap	Time	S1	V1	S2	V2	S3	V3	Vmax	Lap	Time	S1	V1	S2	V2	S3	V3	Vmax
1	2:55.284		98	1:01.194	177			188	9	1:35.210	21.863	161	43.991	211	29.356	222	267
2	2:34.897	1:07.687	112	52.916	192	34.294	213	245	10	1:36.311	20.669	169	46.210	206	29.432	223	270
3	1:49.880	25.087	141	52.272	202	32.521	176	233	11	1:36.034	20.173	<b>174</b>	46.106	208	29.755	222	270
4	1:43.449	23.417	144	48.834	197	31.198	219	267	12	1:56.567	21.004	167	43.863	213	51.700	117	270
5	1:37.263	21.552	155	44.618	211	31.093	<b>225</b>	269	13	1:45.678	29.216	154	46.195	214	30.267	221	251
6	<b>1:32.339</b>	20.360	168	43.566	<b>216</b>	<b>28.413</b>	223	272	14	2:26.003	21.446	168	44.458	204	1:20.099	6	271
7	1:50.461	<b>20.139</b>	171	<b>43.372</b>	216			<b>273</b>	15	3:13.077	25.859	142	44.374	212			267
8	7:37.196	6:11.576	113	53.196	197	32.424	217	257									

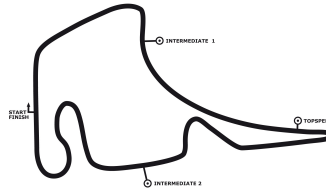
47 Joel Eriksson , CATL BMW M4 DTM / SWE									theoretical besttime: 1:31.406								
Lap	Time	S1	V1	S2	V2	S3	V3	Vmax	Lap	Time	S1	V1	S2	V2	S3	V3	Vmax
1	3:11.153		102	1:00.440	145			199	9	1:38.796	22.358	151	46.352	206	30.086	222	264
2	2:23.067	58.483	116	52.156	185	32.428	212	237	10	<b>1:31.960</b>	20.465	171	<b>43.165</b>	<b>216</b>	<b>28.330</b>	222	271
3	1:42.131	22.983	149	47.839	198	31.309	220	266	11	1:39.759	<b>19.911</b>	173	43.576	190	36.272	206	271
4	1:34.841	21.021	158	44.750	209	29.070	220	272	12	2:30.997	27.619	147	52.317	99	1:11.061	100	230
5	1:34.488	20.506	162	44.827	208	29.155	<b>223</b>	271	13	1:42.832	27.806	157	44.533	213	30.493	221	<b>273</b>
6	1:33.076	20.455	165	44.012	211	28.609	220	270	14	1:55.501	19.981	<b>174</b>	43.216	212	52.304	25	271
7	1:49.769	20.412	168	45.104	201			271	15	2:02.573	41.482	165	46.115	210			216
8	7:13.578	5:50.928	126	49.562	194	33.088	204	236									

# DTM Hockenheim II

Hockenheimring BW, length 4574 m

04. - 06.10.2019

DTM



DMSB-Reg.No.: 260/19

## Lap Analysis free practice 2, 04.10.2019

51 Nico Müller , Castrol EDGE Audi RS 5 DTM / CHE									theoretical besttime: 1:30.885								
Lap	Time	S1	V1	S2	V2	S3	V3	Vmax	Lap	Time	S1	V1	S2	V2	S3	V3	Vmax
1	3:13.846		110	54.582	185			240	9	1:50.485	22.292	154	44.805	211	43.388	221	267
2	2:27.103	57.534	129	55.042	195	34.527	208	152	10	1:31.123	20.187	172	<b>42.684</b>	213	28.252	222	271
3	1:43.210	23.261	150	47.830	207	32.119	221	266	11	<b>1:30.916</b>	<b>19.950</b>	<b>173</b>	42.715	214	<b>28.251</b>	222	272
4	1:38.192	20.892	164	45.112	211	32.188	220	272	12	1:45.150	23.393	141	50.091	188	31.666	219	192
5	1:33.269	20.791	163	43.920	213	28.558	<b>222</b>	271	13	1:35.505	20.823	165	43.190	214	31.492	179	272
6	1:32.033	20.255	170	43.383	<b>216</b>	28.395	221	272	14	1:56.348	37.830	149	44.107	199			270
7	1:49.375	20.285	171	43.442	212			273	15	3:27.878	52.371	163	44.904	209	1:50.603	9	<b>274</b>
8	6:16.364	4:49.637	128	53.016	178	33.711	212	146	16	2:06.203	36.041	170	42.846	212			273

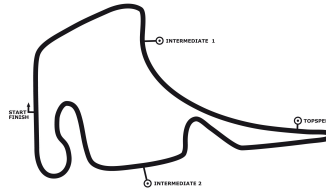
53 Jamie Green , Hoffmann Group Audi RS 5 DTM / GBR									theoretical besttime: 1:30.466								
Lap	Time	S1	V1	S2	V2	S3	V3	Vmax	Lap	Time	S1	V1	S2	V2	S3	V3	Vmax
1	2:51.861		109	1:03.603	132			179	10	1:38.213	21.807	166	45.438	134	30.968	221	267
2	2:20.715	57.671	125	49.679	193	33.365	213	264	11	1:31.303	20.330	175	42.633	215	28.340	<b>223</b>	273
3	1:40.818	22.500	160	46.054	205	32.264	217	272	12	<b>1:30.656</b>	20.066	176	<b>42.471</b>	<b>216</b>	<b>28.119</b>	222	274
4	1:35.857	21.426	159	44.874	212	29.557	222	272	13	1:32.165	<b>19.876</b>	176	42.517	216	29.772	220	275
5	1:34.398	21.333	170	43.982	212	29.083	221	274	14	2:29.255	26.293	136	51.952	113	1:11.010	99	216
6	1:33.046	20.800	173	43.642	214	28.604	221	274	15	1:45.119	25.767	<b>177</b>	43.562	215			<b>279</b>
7	1:32.829	20.533	172	43.358	215	28.938	214	274	16	2:47.298	38.006	<b>177</b>	42.731	215	1:26.561		274
8	1:59.150	23.139	156	47.008	202			237	17	1:40.809	23.398	177	43.028	213			275
9	4:33.931	3:12.905	112	48.434	199	32.592	213	263									

62 Ferdinand von Habsburg , Aston Martin Vantage DTM / AUT									theoretical besttime: 1:31.898								
Lap	Time	S1	V1	S2	V2	S3	V3	Vmax	Lap	Time	S1	V1	S2	V2	S3	V3	Vmax
1	2:48.821		108	58.624	169	40.140	180	197	9	1:43.873	22.112	150	47.354	207	34.407	<b>220</b>	234
2	2:06.842	26.513	123	55.338	169			225	10	1:40.098	22.191	146	48.916	207	28.991	220	256
3	2:43.708	1:19.308	120	51.880	192	32.520	210	234	11	<b>1:31.950</b>	<b>20.080</b>	<b>171</b>	<b>43.410</b>	211	28.460	219	266
4	1:38.531	22.017	150	46.976	203	29.538	218	257	12	2:58.324	25.284	133	1:16.101	71	1:16.939	83	155
5	1:34.485	20.791	163	44.967	210	28.727	217	264	13	1:44.949	25.211	168	45.068	208			267
6	1:32.978	20.542	170	44.028	<b>212</b>	<b>28.408</b>	219	266	14	2:55.307	38.300	168	43.463	212	1:33.544	17	265
7	2:08.552	20.397	168	47.673	165			<b>267</b>	15	2:20.336	39.323	130	58.554	145			174
8	5:54.839	4:31.449	122	51.067	194	32.323	207	240									

76 Jake Dennis , Aston Martin Vantage DTM / GBR									theoretical besttime: 1:31.649								
Lap	Time	S1	V1	S2	V2	S3	V3	Vmax	Lap	Time	S1	V1	S2	V2	S3	V3	Vmax
1	2:51.033		113	56.900	182	39.833	197	199	9	1:49.066	23.169	144	47.223	198	38.674	217	264
2	1:57.978	26.223	130	51.323	188			243	10	1:34.019	20.661	161	44.299	210	29.059	218	267
3	2:22.831	56.024	120	52.228	187	34.579	206	224	11	1:41.189	<b>20.182</b>	<b>173</b>	<b>42.870</b>	212	38.137	146	268
4	1:46.397	24.108	141	51.215	202	31.074	215	224	12	2:38.094	31.314	132	53.431	93	1:13.349	97	219
5	1:39.746	21.104	160	44.891	207	33.751	219	264	13	1:51.533	26.267	169	45.119	210			<b>272</b>
6	<b>1:33.301</b>	20.759	171	43.945	211	<b>28.597</b>	<b>220</b>	267	14	3:05.660	38.764	170	43.620	212	1:43.276		267
7	1:50.471	20.395	171	43.705	<b>212</b>			266	15	2:30.274	39.719	141	47.499	187			239
8	6:39.345	5:14.713	133	50.955	189	33.677	207	252									

99 Mike Rockenfeller , Akrapovic Audi RS 5 DTM / DEU									theoretical besttime: 1:30.962								
Lap	Time	S1	V1	S2	V2	S3	V3	Vmax	Lap	Time	S1	V1	S2	V2	S3	V3	Vmax
1	2:22.790		121	52.520	194	33.513	215	225	10	2:47.271	1:21.467	127	48.387	205			252
2	1:38.995	22.340	161	46.337	209	30.318	219	264	11	2:15.173	58.426	145	46.468	208	30.279	217	266
3	1:35.580	21.339	165	45.034	211	29.207	220	271	12	1:35.361	21.407	165	44.973	211	28.981	222	260
4	1:34.866	21.150	166	44.999	212	28.717	222	273	13	<b>1:30.962</b>	<b>19.979</b>	<b>176</b>	<b>42.892</b>	216	<b>28.091</b>	<b>223</b>	270
5	1:33.823	20.523	171	44.504	213	28.796	221	272	14	1:42.183	19.985	175	47.363	185	34.835	214	272
6	1:32.802	20.517	173	43.727	215	28.558	220	<b>274</b>	15	1:59.575	20.986	171	43.438	213	55.151	109	272
7	1:33.770	20.527	170	44.162	<b>216</b>	29.081	220	273	16	1:57.364	28.730	153	46.624	215			269
8	1:33.283	20.546	169	43.698	215	29.039	221	272	17	2:53.915	50.833	167	45.454	208	1:17.628	18	261
9	3:07.919	20.741	167	44.118	213			272	18	1:44.691	23.771	161	44.143	213			271

**DTM Hockenheim II**  
**Hockenheimring BW, length 4574 m**  
**04. - 06.10.2019**  
**DTM**



**DMSB**-Reg.No.: 260/19

**Best Sector Times free practice 2**

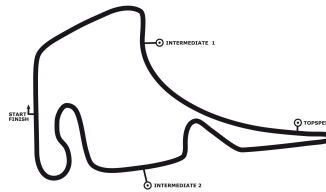
Pos.	sector 1			sector 2			sector 3			theoretical and best lap time				
	No	Driver	Time	No	Driver	Time	No	Driver	Time	No	Driver	theoretical	Best	Pos
1	11	Wittmann M.	19.641	11	Wittmann M.	42.362	11	Wittmann M.	27.878	11	Wittmann M.	1:29.881	1:29.881	1
2	16	Glock T.	19.699	53	Green J.	42.471	33	Rast R.	28.063	53	Green J.	1:30.466	1:30.656	4
3	25	Eng P.	19.776	33	Rast R.	42.475	25	Eng P.	28.082	33	Rast R.	1:30.489	1:30.489	2
4	27	Aberdein J.	19.789	31	Van der Linde S.	42.495	99	Rockenfeller M.	28.091	16	Glock T.	1:30.583	1:30.583	3
5	21	Fittipaldi P.	19.873	1	Button J.	42.556	21	Fittipaldi P.	28.092	25	Eng P.	1:30.724	1:31.026	7
6	53	Green J.	19.876	4	Frijns R.	42.667	16	Glock T.	28.109	4	Frijns R.	1:30.851	1:31.689	11
7	47	Eriksson J.	19.911	51	Müller N.	42.684	53	Green J.	28.119	31	Van der Linde S.	1:30.866	1:32.531	18
8	7	Spengler B.	19.942	27	Aberdein J.	42.756	3	Di Resta P.	28.135	51	Müller N.	1:30.885	1:30.916	5
9	51	Müller N.	19.950	16	Glock T.	42.775	4	Frijns R.	28.138	99	Rockenfeller M.	1:30.962	1:30.962	6
10	1	Button J.	19.951	28	Duval L.	42.859	7	Spengler B.	28.166	21	Fittipaldi P.	1:30.996	1:31.113	8
11	33	Rast R.	19.951	25	Eng P.	42.866	51	Müller N.	28.251	27	Aberdein J.	1:31.003	1:32.291	16
12	99	Rockenfeller M.	19.979	76	Dennis J.	42.870	23	Juncadella D.	28.300	7	Spengler B.	1:31.151	1:31.151	9
13	4	Frijns R.	20.046	99	Rockenfeller M.	42.892	31	Van der Linde S.	28.302	28	Duval L.	1:31.253	1:31.253	10
14	28	Duval L.	20.050	21	Fittipaldi P.	43.031	47	Eriksson J.	28.330	47	Eriksson J.	1:31.406	1:31.960	14
15	31	Van der Linde S.	20.069	7	Spengler B.	43.043	28	Duval L.	28.344	1	Button J.	1:31.439	1:31.986	15
16	62	von Habsburg F.	20.080	47	Eriksson J.	43.165	62	von Habsburg F.	28.408	76	Dennis J.	1:31.649	1:33.301	20
17	37	Hirakawa R.	20.139	23	Juncadella D.	43.351	37	Hirakawa R.	28.413	23	Juncadella D.	1:31.855	1:31.855	12
18	76	Dennis J.	20.182	37	Hirakawa R.	43.372	27	Aberdein J.	28.458	62	von Habsburg F.	1:31.898	1:31.950	13
19	23	Juncadella D.	20.204	62	von Habsburg F.	43.410	76	Dennis J.	28.597	37	Hirakawa R.	1:31.924	1:32.339	17
20	3	Di Resta P.	20.303	35	Quintarelli R.	43.791	1	Button J.	28.932	3	Di Resta P.	1:32.541	1:32.541	19
21	35	Quintarelli R.	20.481	3	Di Resta P.	44.103	35	Quintarelli R.	29.055	35	Quintarelli R.	1:33.327	1:33.527	21

# DTM Hockenheim II

Hockenheimring BW, length 4574 m

04. - 06.10.2019

DTM

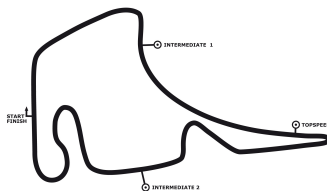


# DTM

## Topspeed free practice 2, 04.10.2019


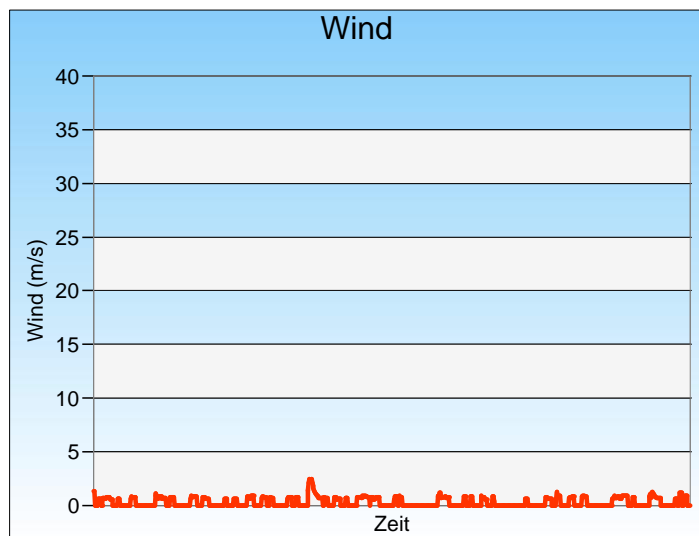
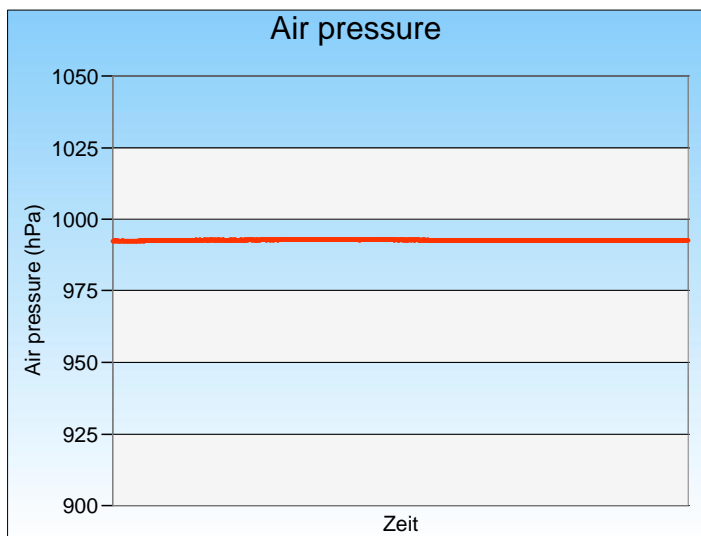
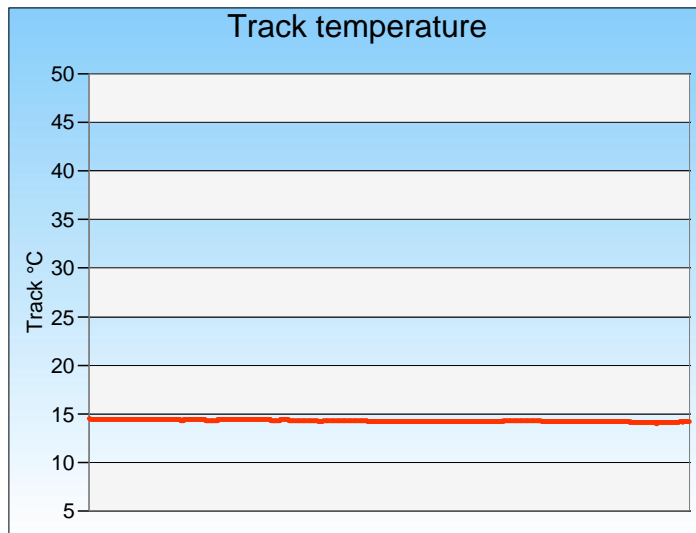
DMSB-Reg.No.: 260/19

Car No.	Driver	Make	Speed km/h
28	Loic Duval	MASCOT WORKWEAR Audi RS 5 DTM	282
53	Jamie Green	Hoffmann Group Audi RS 5 DTM	279
25	Philipp Eng	ZF BMW M4 DTM	277
11	Marco Wittmann	Schaeffler BMW M4 DTM	276
33	René Rast	Audi Sport RS 5 DTM	276
99	Mike Rockenfeller	Akrapovic Audi RS 5 DTM	274
31	Sheldon Van der Linde	Shell BMW M4 DTM	274
21	Pietro Fittipaldi	WRT Audi RS 5 DTM	274
4	Robin Frijns	Aral Ultimate Audi RS 5 DTM	274
16	Timo Glock	JIVS BMW M4 DTM	274
51	Nico Müller	Castrol EDGE Audi RS 5 DTM	274
1	Jenson Button	Honda NSX-GT	274
35	Ronnie Quintarelli	Nissan/ R35	274
37	Ryo Hirakawa	Lexus LC500	273
47	Joel Eriksson	CATL BMW M4 DTM	273
7	Bruno Spengler	BMW Bank M4 DTM	272
76	Jake Dennis	Aston Martin Vantage DTM	272
27	Jonathan Aberdein	WRT Audi RS 5 DTM	272
3	Paul Di Resta	Aston Martin Vantage DTM	270
62	Ferdinand von Habsburg	Aston Martin Vantage DTM	267
23	Daniel Juncadella	Aston Martin Vantage DTM	266



## Weather free practice 2

04.10.2019, 16:30:00 - 17:00:00



Weather:

