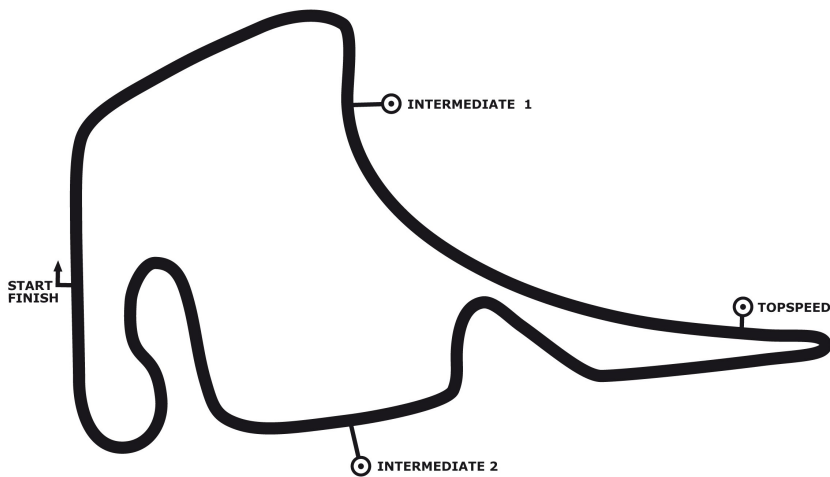


# DTM

## DTM Hockenheim II

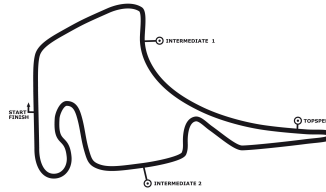
### qualifying 2



**Hockenheimring BW 4574 m**

**04. - 06.10.2019**

**DTM Hockenheim II**  
**Hockenheimring BW, length 4574 m**  
**04. - 06.10.2019**  
**DTM**



**Result qualifying 2, 06.10.2019**

**DMSB**-Reg.No.: 260/19

RK	No	DRIVER/ENTRANT	CAR	TIME	Lap	%	GAP	DIFF	km/h	Time
1	99	<b>Mike Rockenfeller (DEU)</b> Audi Sport Team Phoenix	Akrapovic Audi RS 5 DTM	1:50.800	12	100.00			148.6	10:56:48
2	51	<b>Nico Müller (CHE)</b> Audi Sport Team Abt Sportsline	Castrol EDGE Audi RS 5 DTM	1:50.813	11	100.01	00.013	00.013	148.5	10:53:00
3	16	<b>Timo Glock (DEU)</b> BMW Team RMR	JIVS BMW M4 DTM	1:51.260	10	100.42	00.460	00.447	147.9	10:53:22
4	53	<b>Jamie Green (GBR)</b> Audi Sport Team Rosberg	Hoffmann Group Audi RS 5 DTM	1:51.391	11	100.53	00.591	00.131	147.8	10:54:15
5	47	<b>Joel Eriksson (SWE)</b> BMW Team RBM	CATL BMW M4 DTM	1:51.489	10	100.62	00.689	00.098	147.6	10:51:35
6	11	<b>Marco Wittmann (DEU)</b> BMW Team RMG	Schaeffler BMW M4 DTM	1:51.788	11	100.89	00.988	00.299	147.3	10:55:03
7	25	<b>Philipp Eng (AUT)</b> BMW Team RMR	ZF BMW M4 DTM	1:51.807	11	100.91	01.007	00.019	147.2	10:55:32
8	33	<b>René Rast (DEU)</b> Audi Sport Team Rosberg	Audi Sport RS 5 DTM	1:51.873	11	100.97	01.073	00.066	147.1	10:45:17
9	4	<b>Robin Frijns (NLD)</b> Audi Sport Team Abt Sportsline	Aral Ultimate Audi RS 5 DTM	1:51.990	11	101.07	01.190	00.117	147.0	10:47:30
10	28	<b>Loic Duval (FRA)</b> Audi Sport Team Phoenix	MASCOT WORKWEAR Audi RS 5 DTM	1:51.994	11	101.08	01.194	00.004	147.0	10:53:17
11	76	<b>Jake Dennis (GBR)</b> R-Motorsport 1	Aston Martin Vantage DTM	1:52.242	12	101.30	01.442	00.248	146.7	10:48:48
12	62	<b>Ferdinand von Habsburg (AUT)</b> R-Motorsport 2	Aston Martin Vantage DTM	1:52.374	12	101.42	01.574	00.132	146.5	10:54:47
13	27	<b>Jonathan Aberdein (RSA)</b> WRT Team Audi Sport	WRT Audi RS 5 DTM	1:52.483	11	101.52	01.683	00.109	146.3	10:55:57
14	7	<b>Bruno Spengler (CAN)</b> BMW Team RMG	BMW Bank M4 DTM	1:52.491	11	101.53	01.691	00.008	146.3	10:55:13
15	31	<b>Sheldon Van der Linde (RSA)</b> BMW Team RBM	Shell BMW M4 DTM	1:52.511	11	101.54	01.711	00.020	146.3	10:51:33
16	37	<b>Nick Cassidy (NZL)</b> Lexus Team KeePer TOM'S	LEXUS TEAM TOM'S LC500	1:52.527	11	101.56	01.727	00.016	146.3	10:54:59
17	3	<b>Paul Di Resta (GBR)</b> R-Motorsport 1	Aston Martin Vantage DTM	1:52.534	12	101.56	01.734	00.007	146.3	10:56:27
18	23	<b>Daniel Juncadella (ESP)</b> R-Motorsport 2	Aston Martin Vantage DTM	1:52.652	12	101.67	01.852	00.118	146.1	10:56:36
19	1	<b>Jenson Button (GBR)</b> Team Kunimitsu	Honda NSX-GT	1:52.787	11	101.79	01.987	00.135	145.9	10:55:51
20	21	<b>Pietro Fittipaldi (BRA)</b> WRT Team Audi Sport	WRT Audi RS 5 DTM	1:53.410	11	102.36	02.610	00.623	145.1	10:49:37
21	35	<b>Ronnie Quintarelli (ITA)</b> Nismo	MOTUL AUTECH GT-R	1:53.875	11	102.78	03.075	00.465	144.6	10:53:52

CARS # 4, 11, 21, 25, 27, 33, 47, 76 & 99 - CANCELLATION OF RELEVANT LAP TIMES

**Subject to final scrutineering !**

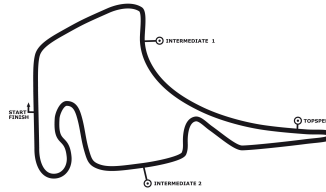


# DTM Hockenheim II

Hockenheimring BW, length 4574 m

04. - 06.10.2019

DTM



# DTM

## Lap by Lap qualifying 2, 06.10.2019

DMSB-Reg.No.: 260/19

1 Jenson Button , Honda NSX-GT / GBR															
1	3:02.972	2	2:05.151	3	1:58.401	4	1:56.126	5	1:56.584	6	1:53.545	7	2:06.075	8	1:55.657
9	1:53.400	10	<b>1:52.787</b>	pit	2:13.763										

3 Paul Di Resta , Aston Martin Vantage DTM / GBR															
1	1:59.570	2	2:00.237	3	1:57.700	4	1:54.837	5	1:53.578	6	1:53.172	7	1:52.730	8	2:07.680
9	1:52.621	10	1:52.636	11	<b>1:52.534</b>	pit	2:21.290								

4 Robin Frijns , Aral Ultimate Audi RS 5 DTM / NLD															
1	2:39.209	2	1:58.689	3	1:54.586	4	2:02.851	5	1:52.578	6	<b>1:51.990</b>	7	1:52.453	8	1:52.198
9	1:52.864	10	1:53.101	pit	2:01.279										

7 Bruno Spengler , BMW Bank M4 DTM / CAN															
1	2:43.178	2	2:01.096	3	1:57.335	4	1:56.518	5	1:53.761	6	1:52.619	7	1:53.741	8	1:59.511
9	1:52.952	10	<b>1:52.491</b>	pit	2:14.472										

11 Marco Wittmann , Schaeffler BMW M4 DTM / DEU															
1	2:42.199	2	2:00.299	3	1:56.337	4	1:54.255	5	1:53.140	6	1:53.032	7	1:52.596	8	1:56.783
9	1:52.693	10	<b>1:51.788</b>	pit	2:14.904										

16 Timo Glock , JIVS BMW M4 DTM / DEU															
1	2:44.057	2	2:04.760	3	1:55.914	4	1:54.111	5	1:57.450	6	1:51.772	7	1:51.552	8	2:01.300
9	<b>1:51.260</b>	10	1:51.628												

21 Pietro Fittipaldi , WRT Audi RS 5 DTM / BRA															
1	2:47.317	2	2:01.947	3	1:57.836	4	1:55.481	5	1:57.193	6	1:53.906	7	<b>1:53.410</b>	8	1:55.841
9	1:58.187	10	1:53.073	pit	2:21.371										

23 Daniel Juncadella , Aston Martin Vantage DTM / ESP															
1	2:13.769	2	2:02.550	3	1:57.501	4	1:55.693	5	1:54.115	6	1:57.873	7	1:52.909	8	1:52.953
9	1:52.711	10	1:53.457	11	<b>1:52.652</b>	pit	2:26.782								

25 Philipp Eng , ZF BMW M4 DTM / AUT															
1	2:53.799	2	2:04.025	3	1:56.192	4	1:53.927	5	1:53.336	6	2:06.564	7	1:53.092	8	1:51.850
9	1:57.795	10	<b>1:51.807</b>	pit	2:15.494										

27 Jonathan Aberdein , WRT Audi RS 5 DTM / RSA															
1	3:29.027	2	2:00.285	3	1:57.059	4	1:54.555	5	1:54.023	6	1:54.493	7	1:52.897	8	1:59.019
9	1:53.267	10	<b>1:52.483</b>	pit	2:25.117										

28 Loic Duval , MASCOT WORKWEAR Audi RS 5 DTM / FRA															
1	2:26.613	2	2:00.841	3	1:56.025	4	2:04.886	5	1:54.976	6	1:53.923	7	2:00.109	8	1:57.279
9	<b>1:51.994</b>	10	1:52.858	pit	2:15.365										

31 Sheldon Van der Linde , Shell BMW M4 DTM / RSA															
1	2:57.376	2	2:01.995	3	1:57.459	4	1:54.684	5	1:53.465	6	1:53.243	7	1:52.600	8	<b>1:52.511</b>
9	2:11.661	10	1:54.284	pit	2:10.678										

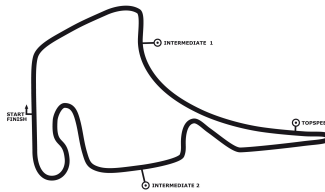
33 René Rast , Audi Sport RS 5 DTM / DEU															
1	2:24.582	2	1:58.072	3	1:58.648	4	1:53.860	5	<b>1:51.873</b>	6	1:57.143	7	2:04.837	8	2:01.565

# DTM Hockenheim II

Hockenheimring BW, length 4574 m

04. - 06.10.2019

DTM



# DTM

## Lap by Lap qualifying 2, 06.10.2019

DMSB-Reg.No.: 260/19

9	1:53.747	10	1:52.305	pit	2:14.511														
---	----------	----	----------	-----	----------	--	--	--	--	--	--	--	--	--	--	--	--	--	--

### 35 Ronnie Quintarelli , MOTUL AUTECH GT-R / ITA

1	3:04.005	2	2:06.212	3	2:00.351	4	1:57.519	5	1:56.219	6	1:54.632	7	1:55.040	8	1:54.153
9	<b>1:53.875</b>	10	1:53.999	pit	2:09.185										

### 37 Nick Cassidy , LEXUS TEAM TOM'S LC500 / NZL

1	3:19.606	2	2:06.184	3	1:58.347	4	1:55.934	pit	2:04.791	6	2:43.964	7	1:54.388	8	1:53.811
9	<b>1:52.527</b>	10	1:53.199	pit	2:28.176										

### 47 Joel Eriksson , CATL BMW M4 DTM / SWE

1	3:00.896	2	2:03.326	3	1:55.514	4	<del>1:56.125</del>	5	1:53.526	6	1:52.480	7	1:51.691	8	<b>1:51.489</b>
9	2:00.962	pit	2:02.619												

### 51 Nico Müller , Castrol EDGE Audi RS 5 DTM / CHE

1	2:35.688	2	1:58.467	3	1:54.711	4	1:53.087	5	1:51.644	6	1:51.461	7	1:58.483	8	1:56.076
9	<b>1:50.813</b>	10	1:52.505	pit	2:49.084										

### 53 Jamie Green , Hoffmann Group Audi RS 5 DTM / GBR

1	3:20.962	2	2:01.510	3	2:13.399	4	1:56.225	5	1:52.270	6	1:51.608	7	2:05.594	8	1:52.095
9	<b>1:51.391</b>	10	1:51.730	pit	2:29.744										

### 62 Ferdinand von Habsburg , Aston Martin Vantage DTM / AUT

1	2:19.777	2	1:59.839	3	1:56.496	4	1:55.234	5	1:54.132	6	1:58.521	7	1:53.460	8	1:55.348
9	1:52.401	10	<b>1:52.374</b>	11	1:52.875	pit	2:34.314								

### 76 Jake Dennis , Aston Martin Vantage DTM / GBR

1	2:06.194	2	2:01.698	3	1:57.268	4	1:54.155	5	1:53.538	6	1:52.916	7	<b>1:52.242</b>	8	1:56.217
9	1:52.301	10	<del>1:51.387</del>	11	1:52.730	pit	2:21.815								

### 99 Mike Rockenfeller , Akrapovic Audi RS 5 DTM / DEU

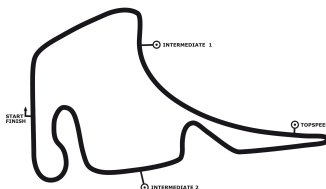
1	2:30.157	2	2:00.008	3	1:55.097	4	1:53.299	5	1:59.501	6	1:51.774	7	1:56.402	8	1:55.895
9	1:50.815	10	1:53.905	11	<b>1:50.800</b>	12	2:12.575								

# DTM Hockenheim II

Hockenheimring BW, length 4574 m

04. - 06.10.2019

DTM



DMSB-Reg.No.: 260/19

## Lap Analysis qualifying 2, 06.10.2019

1 Jenson Button , Honda NSX-GT / GBR										theoretical besttime: 1:52.710							
Lap	Time	S1	V1	S2	V2	S3	V3	Vmax	Lap	Time	S1	V1	S2	V2	S3	V3	Vmax
1	3:02.972		114	1:01.292	177	44.141	188	176	7	2:06.075	25.825	<b>152</b>	54.428	156	45.822	206	<b>266</b>
2	2:05.151	28.511	128	57.166	184	39.474	202	251	8	1:55.657	26.331	144	51.422	180	37.904	<b>208</b>	265
3	1:58.401	27.330	140	52.130	189	38.941	204	262	9	1:53.400	25.762	148	50.646	<b>191</b>	36.992	207	266
4	1:56.126	26.705	142	51.684	187	37.737	206	262	10	<b>1:52.787</b>	25.637	147	<b>50.591</b>	190	<b>36.559</b>	206	264
5	1:56.584	27.426	134	51.263	186	37.895	204	264	11	2:13.763	28.412	126	54.666	177			230
6	1:53.545	<b>25.560</b>	149	51.067	188	36.918	207	265									

3 Paul Di Resta , Aston Martin Vantage DTM / GBR										theoretical besttime: 1:51.982							
Lap	Time	S1	V1	S2	V2	S3	V3	Vmax	Lap	Time	S1	V1	S2	V2	S3	V3	Vmax
1	1:59.570		125	57.695	168	40.461	194	225	7	1:52.730	25.528	147	50.576	184	36.626	200	254
2	2:00.237	27.479	131	54.179	181	38.579	197	248	8	2:07.680	25.492	149	50.385	188	51.803	<b>204</b>	254
3	1:57.700	27.267	131	52.623	181	37.810	197	253	9	1:52.621	25.457	149	<b>50.364</b>	<b>189</b>	36.800	199	<b>256</b>
4	1:54.837	26.198	150	51.281	186	37.358	199	253	10	1:52.636	<b>25.403</b>	149	51.018	189	<b>36.215</b>	200	256
5	1:53.578	25.830	150	51.003	184	36.745	201	252	11	<b>1:52.534</b>	25.699	<b>151</b>	50.421	189	36.414	203	255
6	1:53.172	25.494	148	50.979	185	36.699	199	254	12	2:21.290	31.889	132	1:00.116	168			221

4 Robin Frijns , Aral Ultimate Audi RS 5 DTM / NLD										theoretical besttime: 1:51.740							
Lap	Time	S1	V1	S2	V2	S3	V3	Vmax	Lap	Time	S1	V1	S2	V2	S3	V3	Vmax
1	2:39.209		111	1:02.117	175	42.831	201	190	7	1:52.453	25.690	146	50.282	186	<b>36.481</b>	208	263
2	1:58.689	27.213	143	52.497	186		204	259	8	1:52.198	25.511	148	50.184	190	36.503	208	262
3	1:54.586	26.109	152	51.214	188	37.263	206	261	9	1:52.864	25.254	149	50.444	190	37.166	204	<b>264</b>
4	2:02.851	25.679	149	58.388	187	38.784	207	260	10	1:53.101	25.679	151	50.342	190	37.080	207	262
5	1:52.578	25.426	148	50.621	187	36.531	<b>210</b>	261	11	2:01.279	25.269	143	51.381	187			262
6	<b>1:51.990</b>	<b>25.129</b>	<b>154</b>	<b>50.130</b>	<b>190</b>	36.731	207	263									

7 Bruno Spengler , BMW Bank M4 DTM / CAN										theoretical besttime: 1:52.305							
Lap	Time	S1	V1	S2	V2	S3	V3	Vmax	Lap	Time	S1	V1	S2	V2	S3	V3	Vmax
1	2:43.178		119	59.590	175	42.626	197	220	7	1:53.741	26.022	150	50.192	<b>191</b>	37.527	208	261
2	2:01.096	27.909	138	53.757	183	39.430	203	258	8	1:59.511	25.569	152	52.222	185	41.720	204	260
3	1:57.335	26.857	147	51.872	186	38.606	204	258	9	1:52.952	<b>25.533</b>	<b>158</b>	50.351	190	37.068	205	262
4	1:56.518	26.209	152	52.123	185	38.186	205	258	10	<b>1:52.491</b>	25.602	156	<b>49.989</b>	190	36.900	207	261
5	1:53.761	25.897	154	50.475	188	37.389	205	260	11	2:14.472	27.589	128	56.016	179			197
6	1:52.619	25.697	156	50.139	190	<b>36.783</b>	<b>208</b>	<b>262</b>									

11 Marco Wittmann , Schaeffler BMW M4 DTM / DEU										theoretical besttime: 1:51.655							
Lap	Time	S1	V1	S2	V2	S3	V3	Vmax	Lap	Time	S1	V1	S2	V2	S3	V3	Vmax
1	2:42.199		116	1:00.993	169	42.696	192	210	7	1:52.596	25.864	153	50.156	<b>190</b>	36.576	208	262
2	2:00.299	27.589	137	53.660	183	39.050	201	258	8	1:56.783	26.349	143	52.322	185	38.112	201	259
3	1:56.337	26.681	145	51.699	187	37.957	204	260	9	1:52.693	25.756	155	50.570	188	<b>36.367</b>	208	<b>263</b>
4	1:54.255	25.565	153	51.190	186		204	259	10	<b>1:51.788</b>	<b>25.526</b>	156	<b>49.762</b>	189	36.500	208	263
5	1:53.140	25.839	155	50.456	188	36.845	<b>208</b>	262	11	2:14.904	25.896	153	53.359	160			262
6	1:53.032	25.691	<b>157</b>	50.654	189	36.687	206	262									

16 Timo Glock , JIVS BMW M4 DTM / DEU										theoretical besttime: 1:51.161							
Lap	Time	S1	V1	S2	V2	S3	V3	Vmax	Lap	Time	S1	V1	S2	V2	S3	V3	Vmax
1	2:44.057		121	59.489	168	41.709	191	220	6	1:51.772	25.247	157	50.236	<b>190</b>	36.289	207	258
2	2:04.760	27.670	137	54.024	180	43.066	195	252	7	1:51.552	25.136	<b>159</b>	49.977	190	36.439	<b>208</b>	<b>262</b>
3	1:55.914	26.614	150	51.669	186	37.631	204	257	8	2:01.300	25.754	139	52.246	159	43.300	203	262
4	1:54.111	25.762	155	50.989	188	37.360	205	257	9	<b>1:51.260</b>	25.142	156	<b>49.896</b>	188	<b>36.222</b>	206	262
5	1:57.450	25.671	152	50.835	185	40.944	204	261	10	1:51.628	<b>25.043</b>	157	49.953	186	36.632	206	262

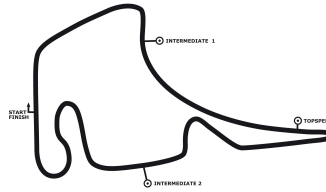
21 Pietro Fittipaldi , WRT Audi RS 5 DTM / BRA										theoretical besttime: 1:52.917							
Lap	Time	S1	V1	S2	V2	S3	V3	Vmax	Lap	Time	S1	V1	S2	V2	S3	V3	Vmax
1	2:47.317		120	59.572	173	43.999	193	197	7	<b>1:53.410</b>	25.790	150	50.515	<b>189</b>	37.105	205	263
2	2:01.947	27.972	140	54.596	180	39.379	199	259	8	1:55.841	<b>25.667</b>	<b>154</b>	50.476	188	39.698	205	<b>264</b>
3	1:57.836	26.752	147	52.496	185	38.588	204	261	9	1:58.187	25.773	153	54.481	184	37.933	206	264
4	1:55.481	26.233	148	51.963	183	37.285	203	259	10	1:53.073	25.946	152	<b>50.417</b>	188		206	262
5	1:57.193	26.082	149	51.484	186	39.627	204	262	11	2:21.371	28.984	113	58.254	158			199
6	1:53.906	26.063	152	51.010	187	<b>36.833</b>	<b>206</b>	262									

# DTM Hockenheim II

Hockenheimring BW, length 4574 m

04. - 06.10.2019

DTM



## Lap Analysis qualifying 2, 06.10.2019

DMSB-Reg.No.: 260/19

23 Daniel Juncadella , Aston Martin Vantage DTM / ESP									theoretical besttime: 1:52.389								
Lap	Time	S1	V1	S2	V2	S3	V3	Vmax	Lap	Time	S1	V1	S2	V2	S3	V3	Vmax
1	2:13.769		116	58.469	171	41.799	188	229	7	1:52.909	25.596	148	50.690	186	36.623	201	256
2	2:02.550	28.602	128	54.733	179	39.215	196	248	8	1:52.953	25.861	151	50.535	186	<b>36.557</b>	203	255
3	1:57.501	26.797	146	52.393	182	38.311	198	252	9	1:52.711	25.376	150	<b>50.479</b>	<b>187</b>	36.856	201	<b>257</b>
4	1:55.693	26.163	148	51.702	184	37.828	201	254	10	1:53.457	25.866	149	50.939	186	36.652	203	257
5	1:54.115	25.819	147	51.191	182	37.105	201	255	11	<b>1:52.652</b>	<b>25.353</b>	151	50.704	186	36.595	203	255
6	1:57.873	25.685	<b>151</b>	55.239	185	36.949	<b>203</b>	255	12	2:26.782	30.765	113	1:04.918	177			178

25 Philipp Eng , ZF BMW M4 DTM / AUT									theoretical besttime: 1:51.745								
Lap	Time	S1	V1	S2	V2	S3	V3	Vmax	Lap	Time	S1	V1	S2	V2	S3	V3	Vmax
1	2:53.799		118	1:00.034	132	44.257	194	234	7	1:53.092	25.519	150	51.134	188	36.439	<b>206</b>	260
2	2:04.025	26.931	139	54.307	132	42.787	199	257	8	1:51.850	25.395	150	50.168	190	<b>36.287</b>	206	261
3	1:56.192	26.033	145	52.594	182	37.565	198	257	9	1:57.795	<b>25.388</b>	<b>152</b>	50.522	189	41.885	206	261
4	1:53.927	25.912	147	50.861	189	37.154	205	258	10	<b>1:51.807</b>	25.407	149	<b>50.070</b>	189	36.330	205	261
5	1:53.336	25.396	151	51.052	<b>192</b>	36.888	203	259	11	2:15.494	27.531	132	54.047	167			238
6	2:06.564	25.484	149	55.232	103		203	<b>262</b>									

27 Jonathan Aberdein , WRT Audi RS 5 DTM / RSA									theoretical besttime: 1:52.172								
Lap	Time	S1	V1	S2	V2	S3	V3	Vmax	Lap	Time	S1	V1	S2	V2	S3	V3	Vmax
1	3:29.027		118	1:00.179	173	42.152	194	224	7	1:52.897	26.013	153	<b>50.069</b>	191	36.815	205	262
2	2:00.285	27.837	140	53.273	185	39.175	203	258	8	1:59.019	<b>25.307</b>	<b>154</b>	51.463	188	42.249	207	<b>264</b>
3	1:57.059	26.581	145	52.126	185	38.352	203	261	9	1:53.267	25.902	152	50.399	<b>193</b>	36.966	<b>209</b>	261
4	1:54.555	25.875	150	51.304	189	37.376	208	260	10	<b>1:52.483</b>	25.481	151	50.206	191	<b>36.796</b>	208	262
5	1:54.023	25.729	153	51.046	190	37.248	207	263	11	2:25.117	30.919	123	57.765	163			188
6	1:54.493	26.903	145	50.692	189		207	261									

28 Loic Duval , MASCOT WORKWEAR Audi RS 5 DTM / FRA									theoretical besttime: 1:51.976								
Lap	Time	S1	V1	S2	V2	S3	V3	Vmax	Lap	Time	S1	V1	S2	V2	S3	V3	Vmax
1	2:26.613		124	57.230	177	41.036	195	228	7	2:00.109	25.430	153	55.476	184	39.203	206	259
2	2:00.841	28.263	138	53.766	181	38.812	200	258	8	1:57.279	26.218	153	50.832	<b>188</b>	40.229	204	<b>264</b>
3	1:56.025	26.687	149	51.667	185	37.671	205	260	9	<b>1:51.994</b>	<b>25.222</b>	<b>154</b>	<b>50.235</b>	188	36.537	<b>207</b>	260
4	2:04.886	26.214	146	51.446	183	47.226	198	262	10	1:52.858	25.895	151	50.294	186	36.669	206	264
5	1:54.976	26.953	145	51.236	187	36.787	206	259	11	2:15.365	29.474	127	57.220	165			208
6	1:53.923	25.629	153	51.775	187	<b>36.519</b>	203	262									

31 Sheldon Van der Linde , Shell BMW M4 DTM / RSA									theoretical besttime: 1:52.021								
Lap	Time	S1	V1	S2	V2	S3	V3	Vmax	Lap	Time	S1	V1	S2	V2	S3	V3	Vmax
1	2:57.376		116	57.918	149	44.976	197	242	7	1:52.600	25.404	<b>154</b>	50.652	187	<b>36.544</b>	<b>207</b>	260
2	2:01.995	27.340	140	55.067	177	39.588	200	258	8	<b>1:52.511</b>	25.450	150	<b>50.155</b>	189	36.906	205	<b>263</b>
3	1:57.459	26.869	146	52.267	180	38.323	204	260	9	2:11.661	26.131	121	55.881	111	49.649	195	244
4	1:54.684	26.137	147	51.218	<b>189</b>	37.329	203	259	10	1:54.284	25.820	148	50.962	185	37.502	206	258
5	1:53.465	25.760	152	50.775	188	36.930	206	262	11	2:10.678	26.608	142	53.393	182			232
6	1:53.243	<b>25.322</b>	151	50.973	185	36.948	206	262									

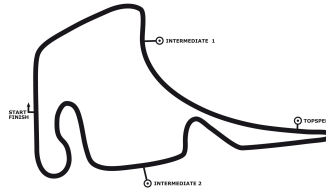
33 René Rast , Audi Sport RS 5 DTM / DEU									theoretical besttime: 1:51.002								
Lap	Time	S1	V1	S2	V2	S3	V3	Vmax	Lap	Time	S1	V1	S2	V2	S3	V3	Vmax
1	2:24.582		131	55.676	180	40.318	202	246	7	2:04.837	26.056	152	1:01.737	182	37.044	208	<b>266</b>
2	1:58.072	27.282	136	52.797	187	37.993	206	258	8	2:01.565	26.959	130	57.854	182	36.752	208	189
3	1:58.648	25.910	154	54.011	150	38.727	207	262	9	1:53.747	25.570	150	50.465	190		<b>209</b>	264
4	1:53.860	26.273	147	50.853	<b>193</b>	36.734	207	261	10	1:52.305	26.089	150	50.119	192	<b>36.097</b>	208	264
5	<b>1:51.873</b>	<b>24.935</b>	<b>156</b>	<b>49.970</b>	191	36.968	205	262	11	2:14.511	30.059	133	54.952	173			196
6	1:57.143	26.395	138	52.313	192	38.435	208	228									

# DTM Hockenheim II

Hockenheimring BW, length 4574 m

04. - 06.10.2019

DTM



DMSB-Reg.No.: 260/19

## Lap Analysis qualifying 2, 06.10.2019

35 Ronnie Quintarelli , MOTUL AUTECH GT-R / ITA									theoretical besttime: 1:53.445								
Lap	Time	S1	V1	S2	V2	S3	V3	Vmax	Lap	Time	S1	V1	S2	V2	S3	V3	Vmax
1	3:04.005		108	1:01.474	165	43.166	187	179	7	1:55.040	25.447	145	51.435	185	38.158	204	258
2	2:06.212	28.898	127	57.267	175	40.047	201	246	8	1:54.153	25.512	140	51.188	187	37.453	206	257
3	2:00.351	27.326	136	53.857	184	39.168	203	256	9	<b>1:53.875</b>	25.634	<b>148</b>	<b>51.129</b>	187	<b>37.112</b>	206	258
4	1:57.519	26.759	138	52.528	186	38.232	203	256	10	1:53.999	<b>25.204</b>	148	51.381	<b>190</b>	37.414	<b>207</b>	256
5	1:56.219	26.200	144	52.044	187	37.975	202	<b>258</b>	11	2:09.185	26.353	136	51.495	187			257
6	1:54.632	25.773	143	51.366	185	37.493	205	257									

37 Nick Cassidy , LEXUS TEAM TOM'S LC500 / NZL									theoretical besttime: 1:52.486								
Lap	Time	S1	V1	S2	V2	S3	V3	Vmax	Lap	Time	S1	V1	S2	V2	S3	V3	Vmax
1	3:19.606		116	1:01.382	164	42.990	197	186	7	1:54.388	25.866	146	51.115	189	37.407	204	260
2	2:06.184	30.722	117	55.176	184	40.286	201	239	8	1:53.811	25.554	148	51.221	<b>191</b>	37.036	<b>207</b>	262
3	1:58.347	27.173	142	52.637	186	38.537	204	257	9	<b>1:52.527</b>	25.405	149	<b>50.550</b>	190	<b>36.572</b>	204	260
4	1:55.934	26.057	146	51.860	190	38.017	206	257	10	1:53.199	<b>25.364</b>	150	50.909	191	36.926	206	258
5	2:04.791	25.837	<b>150</b>	51.283	183			<b>262</b>	11	2:28.176	31.483	111	1:00.307	166			174
6	2:43.964	1:11.811	140	52.304	185	39.849	203	260									

47 Joel Eriksson , CATL BMW M4 DTM / SWE									theoretical besttime: 1:51.416								
Lap	Time	S1	V1	S2	V2	S3	V3	Vmax	Lap	Time	S1	V1	S2	V2	S3	V3	Vmax
1	3:00.896		123	58.577	177	46.719	201	207	6	1:52.480	25.599	<b>156</b>	50.290	189	36.591	206	<b>264</b>
2	2:03.326	27.383	144	52.669	185	43.274	202	259	7	1:51.691	25.136	156	<b>50.116</b>	189	36.439	<b>209</b>	263
3	1:55.514	26.194	149	51.736	186	37.584	204	260	8	<b>1:51.489</b>	<b>25.066</b>	156	50.189	<b>192</b>	<b>36.234</b>	208	264
4	1:56.125	25.903	151	51.896	186		206	260	9	2:00.962	26.553	144	51.923	187	42.486	204	262
5	1:53.526	25.893	153	50.724	187	36.909	208	262	10	2:02.619	25.434	156	50.206	187			262

51 Nico Müller , Castrol EDGE Audi RS 5 DTM / CHE									theoretical besttime: 1:50.692								
Lap	Time	S1	V1	S2	V2	S3	V3	Vmax	Lap	Time	S1	V1	S2	V2	S3	V3	Vmax
1	2:35.688		126	58.672	170	46.549	200	213	7	1:58.483	25.479	152	51.734	140	41.270	207	<b>263</b>
2	1:58.467	27.435	140	52.913	184	38.119	204	258	8	1:56.076	26.194	149	50.366	187	39.516	206	262
3	1:54.711	26.033	149	51.377	188	37.301	207	260	9	<b>1:50.813</b>	25.299	155	<b>49.608</b>	190	<b>35.906</b>	208	262
4	1:53.087	25.477	151	50.596	<b>192</b>	37.014	<b>208</b>	260	10	1:52.505	25.178	<b>158</b>	49.997	183	37.330	207	262
5	1:51.644	25.276	152	50.297	190	36.071	208	262	11	2:49.084	25.423	155	49.718	190			263
6	1:51.461	<b>25.178</b>	154	50.011	191	36.272	208	262									

53 Jamie Green , Hoffmann Group Audi RS 5 DTM / GBR									theoretical besttime: 1:51.205								
Lap	Time	S1	V1	S2	V2	S3	V3	Vmax	Lap	Time	S1	V1	S2	V2	S3	V3	Vmax
1	3:20.962		110	58.942	179	41.271	200	210	7	2:05.594	25.676	151	52.411	107	47.507	206	<b>264</b>
2	2:01.510	27.954	140	52.698	187	40.858	205	255	8	1:52.095	25.481	151	50.152	187	36.462	<b>208</b>	264
3	2:13.399	26.794	146	59.511	186	47.094	204	261	9	<b>1:51.391</b>	25.407	151	49.937	<b>191</b>	<b>36.047</b>	208	264
4	1:56.225	26.432	149	52.372	189	37.421	207	261	10	1:51.730	<b>25.239</b>	152	50.341	186	36.150	208	263
5	1:52.270	25.506	152	50.151	190	36.613	204	262	11	2:29.744	31.468	116	1:05.332	149			151
6	1:51.608	25.247	<b>154</b>	<b>49.919</b>	189	36.442	207	262									

62 Ferdinand von Habsburg , Aston Martin Vantage DTM / AUT									theoretical besttime: 1:52.308								
Lap	Time	S1	V1	S2	V2	S3	V3	Vmax	Lap	Time	S1	V1	S2	V2	S3	V3	Vmax
1	2:19.777		113	57.620	173	40.910	193	214	7	1:53.460	25.781	150	51.085	177	36.594	<b>201</b>	<b>255</b>
2	1:59.839	27.546	139	53.515	174	38.778	194	251	8	1:55.348	25.800	149	53.031	182	36.517	201	255
3	1:56.496	26.884	147	52.067	181	37.545	198	254	9	1:52.401	25.382	153	50.719	<b>183</b>	<b>36.300</b>	200	255
4	1:55.234	26.331	146	51.310	182	37.593	198	253	10	<b>1:52.374</b>	<b>25.340</b>	<b>154</b>	<b>50.668</b>	178	36.366	200	254
5	1:54.132	26.184	151	50.912	180	37.036	198	254	11	1:52.875	25.421	148	50.699	183	36.755	197	254
6	1:58.521	25.974	149	53.969	181	38.578	198	254	12	2:34.314	33.934	101	1:06.052	152			160

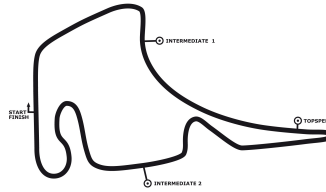
76 Jake Dennis , Aston Martin Vantage DTM / GBR									theoretical besttime: 1:51.564								
Lap	Time	S1	V1	S2	V2	S3	V3	Vmax	Lap	Time	S1	V1	S2	V2	S3	V3	Vmax
1	2:06.194		121	58.344	162	40.913	191	226	7	<b>1:52.242</b>	25.495	153	50.681	184	<b>36.066</b>	202	257
2	2:01.698	27.334	141	55.197	172	39.167	199	253	8	1:56.217	<b>25.449</b>	<b>157</b>	50.978	171	39.790	200	257
3	1:57.268	27.245	144	52.232	175	37.791	198	253	9	1:52.301	25.530	154	50.358	<b>188</b>	36.413	204	257
4	1:54.155	25.824	151	51.263	182	37.068	199	255	10	1:51.387	25.452	156	<b>50.049</b>	187		<b>205</b>	<b>258</b>
5	1:53.538	25.700	154	50.893	185	36.945	197	255	11	1:52.730	25.546	153	50.558	176	36.626	199	257
6	1:52.916	25.728	154	50.812	187	36.376	203	256	12	2:21.815	29.643	120	1:02.323	143			180

# DTM Hockenheim II

Hockenheimring BW, length 4574 m

04. - 06.10.2019

DTM



# DTM

## Lap Analysis qualifying 2, 06.10.2019

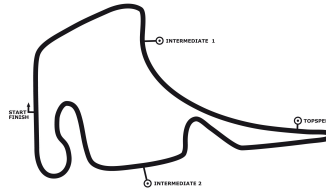
DMSB-Reg.No.: 260/19

**99 Mike Rockenfeller , Akrapovic Audi RS 5 DTM / DEU**

**theoretical besttime: 1:50.614**

Lap	Time	S1	V1	S2	V2	S3	V3	Vmax	Lap	Time	S1	V1	S2	V2	S3	V3	Vmax
1	2:30.157		116	58.517	170	42.230	195	216	7	1:56.402	<b>25.014</b>	154	50.173	189	41.215	209	<b>264</b>
2	2:00.008	27.793	137	53.601	186	38.614	202	258	8	1:55.895	25.244	157	52.886	193		208	264
3	1:55.097	26.314	149	51.469	190	37.314	207	262	9	1:50.815	25.139	156	49.729	<b>195</b>	<b>35.947</b>	<b>210</b>	263
4	1:53.299	25.681	154	50.728	190	36.890	208	263	10	1:53.905	25.032	153	52.350	190	36.523	208	262
5	1:59.501	25.693	155	55.517	188	38.291	207	262	11	<b>1:50.800</b>	25.042	<b>158</b>	<b>49.653</b>	194	36.105	208	262
6	1:51.774	25.199	155	50.282	193	36.293	208	261	12	2:12.575	27.304	132	54.440	180			210

**DTM Hockenheim II**  
**Hockenheimring BW, length 4574 m**  
**04. - 06.10.2019**  
**DTM**



**DMSB**-Reg.No.: 260/19

**Best Sector Times qualifying 2**

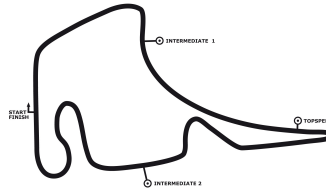
Pos.	sector 1		sector 2		sector 3		theoretical and best lap time							
	No	Driver	Time	No	Driver	Time	No	Driver	theoretical	Best	Pos			
1	33	Rast R.	24.935	51	Müller N.	49.608	51	Müller N.	35.906	99	Rockenfeller M.	1:50.614	1:50.800	1
2	99	Rockenfeller M.	25.014	99	Rockenfeller M.	49.653	99	Rockenfeller M.	35.947	51	Müller N.	1:50.692	1:50.813	2
3	16	Glock T.	25.043	11	Wittmann M.	49.762	53	Green J.	36.047	33	Rast R.	1:51.002	1:51.873	8
4	47	Eriksson J.	25.066	16	Glock T.	49.896	76	Dennis J.	36.066	16	Glock T.	1:51.161	1:51.260	3
5	4	Frijns R.	25.129	53	Green J.	49.919	33	Rast R.	36.097	53	Green J.	1:51.205	1:51.391	4
6	51	Müller N.	25.178	33	Rast R.	49.970	3	Di Resta P.	36.215	47	Eriksson J.	1:51.416	1:51.489	5
7	35	Quintarelli R.	25.204	7	Spengler B.	49.989	16	Glock T.	36.222	76	Dennis J.	1:51.564	1:52.242	11
8	28	Duval L.	25.222	76	Dennis J.	50.049	47	Eriksson J.	36.234	11	Wittmann M.	1:51.655	1:51.788	6
9	53	Green J.	25.239	27	Aberdein J.	50.069	25	Eng P.	36.287	4	Frijns R.	1:51.740	1:51.990	9
10	27	Aberdein J.	25.307	25	Eng P.	50.070	62	von Habsburg F.	36.300	25	Eng P.	1:51.745	1:51.807	7
11	31	Van der Linde S.	25.322	47	Eriksson J.	50.116	11	Wittmann M.	36.367	28	Duval L.	1:51.976	1:51.994	10
12	62	von Habsburg F.	25.340	4	Frijns R.	50.130	4	Frijns R.	36.481	3	Di Resta P.	1:51.982	1:52.534	17
13	23	Juncadella D.	25.353	31	Van der Linde S.	50.155	28	Duval L.	36.519	31	Van der Linde S.	1:52.021	1:52.511	15
14	37	Cassidy N.	25.364	28	Duval L.	50.235	31	Van der Linde S.	36.544	27	Aberdein J.	1:52.172	1:52.483	13
15	25	Eng P.	25.388	3	Di Resta P.	50.364	23	Juncadella D.	36.557	7	Spengler B.	1:52.305	1:52.491	14
16	3	Di Resta P.	25.403	21	Fittipaldi P.	50.417	1	Button J.	36.559	62	von Habsburg F.	1:52.308	1:52.374	12
17	76	Dennis J.	25.449	23	Juncadella D.	50.479	37	Cassidy N.	36.572	23	Juncadella D.	1:52.389	1:52.652	18
18	11	Wittmann M.	25.526	37	Cassidy N.	50.550	7	Spengler B.	36.783	37	Cassidy N.	1:52.486	1:52.527	16
19	7	Spengler B.	25.533	1	Button J.	50.591	27	Aberdein J.	36.796	1	Button J.	1:52.710	1:52.787	19
20	1	Button J.	25.560	62	von Habsburg F.	50.668	21	Fittipaldi P.	36.833	21	Fittipaldi P.	1:52.917	1:53.410	20
21	21	Fittipaldi P.	25.667	35	Quintarelli R.	51.129	35	Quintarelli R.	37.112	35	Quintarelli R.	1:53.445	1:53.875	21

# DTM Hockenheim II

Hockenheimring BW, length 4574 m

04. - 06.10.2019

DTM

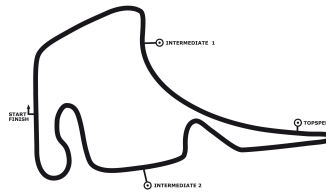


# DTM

## Topspeed qualifying 2, 06.10.2019

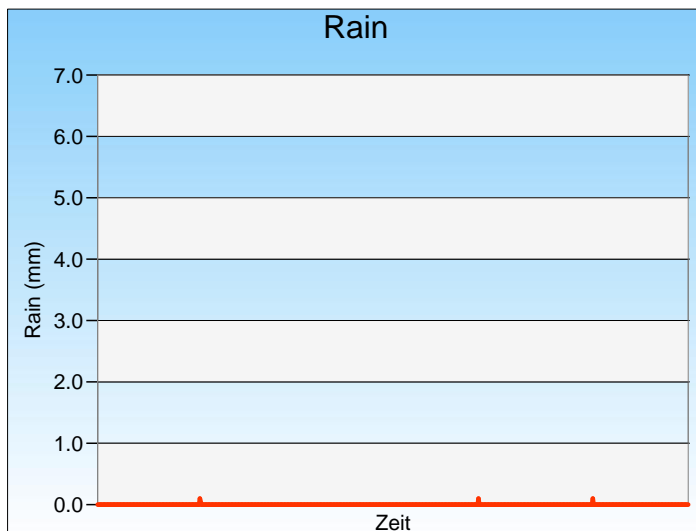
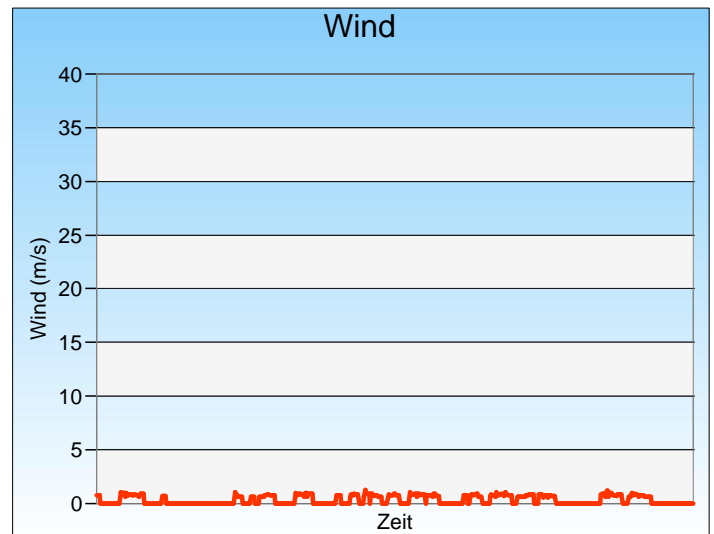
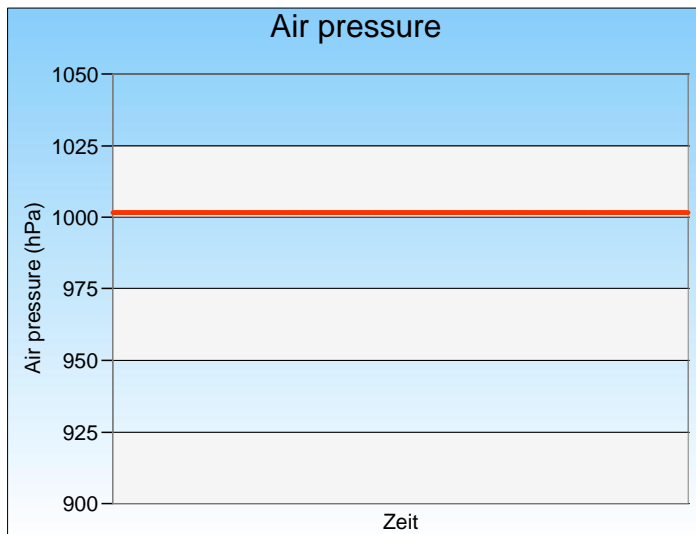
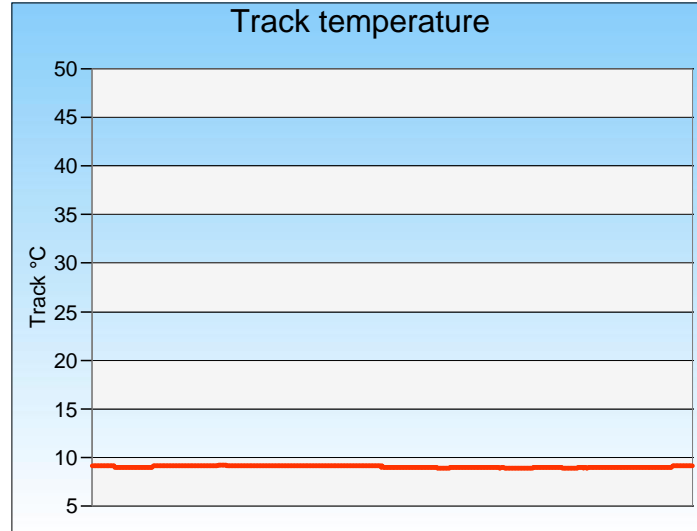
DMSB-Reg.No.: 260/19

Car No.	Driver	Make	Speed km/h
1	Jenson Button	Honda NSX-GT	266
33	René Rast	Audi Sport RS 5 DTM	266
27	Jonathan Aberdein	WRT Audi RS 5 DTM	264
47	Joel Eriksson	CATL BMW M4 DTM	264
99	Mike Rockenfeller	Akrapovic Audi RS 5 DTM	264
4	Robin Frijns	Aral Ultimate Audi RS 5 DTM	264
53	Jamie Green	Hoffmann Group Audi RS 5 DTM	264
21	Pietro Fittipaldi	WRT Audi RS 5 DTM	264
28	Loic Duval	MASCOT WORKWEAR Audi RS 5 DTM	264
11	Marco Wittmann	Schaeffler BMW M4 DTM	263
51	Nico Müller	Castrol EDGE Audi RS 5 DTM	263
31	Sheldon Van der Linde	Shell BMW M4 DTM	263
7	Bruno Spengler	BMW Bank M4 DTM	262
37	Nick Cassidy	LEXUS TEAM TOM'S LC500	262
16	Timo Glock	JIVS BMW M4 DTM	262
25	Philipp Eng	ZF BMW M4 DTM	262
76	Jake Dennis	Aston Martin Vantage DTM	258
35	Ronnie Quintarelli	MOTUL AUTECH GT-R	258
23	Daniel Juncadella	Aston Martin Vantage DTM	257
3	Paul Di Resta	Aston Martin Vantage DTM	256
62	Ferdinand von Habsburg	Aston Martin Vantage DTM	255



**Weather qualifying 2**

06.10.2019, 10:35:00 - 10:55:00



Weather:

