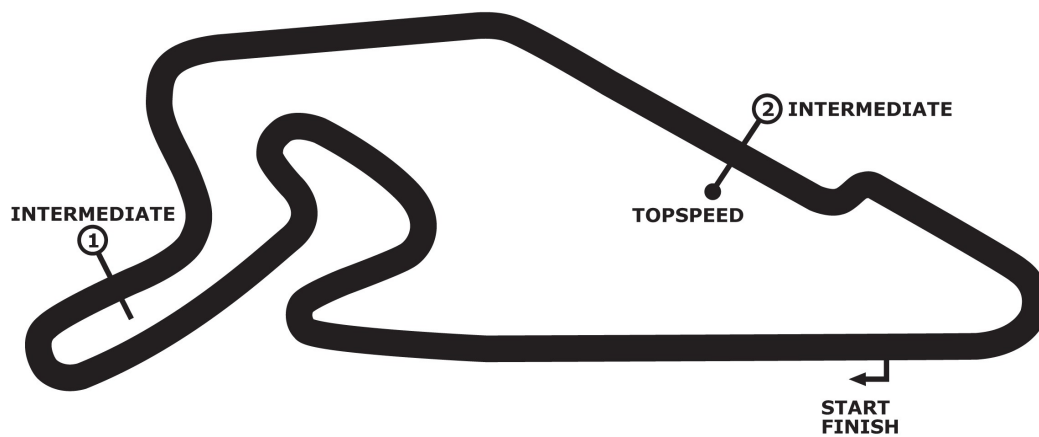


DTM

DTM Nürburgring

qualifying 1



Nürburgring 3629 m

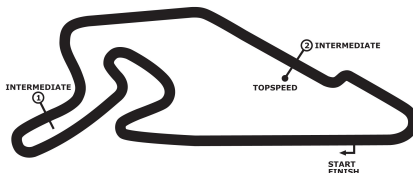
13. - 15.09.2019

DTM Nürburgring

Nürburgring, length 3629 m

13. - 15.09.2019

DTM



DTM

Result qualifying 1, 14.09.2019

DMSB-Reg.No.: 247/19

RK	No	DRIVER/ENTRANT	CAR	TIME	Lap	%	GAP	DIFF	km/h	Time
1	33	René Rast (DEU) Audi Sport Team Rosberg	Audi Sport RS 5 DTM	1:19.642	12	100.00			164.0	11:08:54
2	7	Bruno Spengler (CAN) BMW Team RMG	BMW Bank M4 DTM	1:19.822	11	100.23	00.180	00.180	163.6	11:09:00
3	51	Nico Müller (CHE) Audi Sport Team Abt Sportsline	Castrol EDGE Audi RS 5 DTM	1:19.908	12	100.33	00.266	00.086	163.4	11:09:40
4	99	Mike Rockenfeller (DEU) Audi Sport Team Phoenix	Akrapovic Audi RS 5 DTM	1:19.914	11	100.34	00.272	00.006	163.4	11:08:51
5	27	Jonathan Aberdein (RSA) WRT Team Audi Sport	WRT Audi RS 5 DTM	1:19.943	10	100.38	00.301	00.029	163.4	11:09:12
6	31	Sheldon Van der Linde (RSA) BMW Team RBM	Shell BMW M4 DTM	1:20.108	12	100.59	00.466	00.165	163.0	11:08:30
7	16	Timo Glock (DEU) BMW Team RMR	JIVS BMW M4 DTM	1:20.141	11	100.63	00.499	00.033	163.0	11:09:21
8	28	Loic Duval (FRA) Audi Sport Team Phoenix	MASCOT WORKWEAR Audi RS 5 DTM	1:20.177	12	100.67	00.535	00.036	162.9	11:10:07
9	53	Jamie Green (GBR) Audi Sport Team Rosberg	Hoffmann Group Audi RS 5 DTM	1:20.196	13	100.70	00.554	00.019	162.9	11:09:26
10	4	Robin Frijns (NLD) Audi Sport Team Abt Sportsline	Aral Ultimate Audi RS 5 DTM	1:20.215	10	100.72	00.573	00.019	162.8	11:09:36
11	11	Marco Wittmann (DEU) BMW Team RMG	Schaeffler BMW M4 DTM	1:20.468	12	101.04	00.826	00.253	162.3	11:09:17
12	21	Pietro Fittipaldi (BRA) WRT Team Audi Sport	WRT Audi RS 5 DTM	1:20.485	12	101.06	00.843	00.017	162.3	10:57:39
13	25	Philipp Eng (AUT) BMW Team RMR	ZF BMW M4 DTM	1:20.496	10	101.07	00.854	00.011	162.2	10:57:55
14	3	Paul Di Resta (GBR) R-Motorsport 1	Aston Martin Vantage DTM	1:20.502	12	101.08	00.860	00.006	162.2	11:10:31
15	47	Joel Eriksson (SWE) BMW Team RBM	CATL BMW M4 DTM	1:20.559	12	101.15	00.917	00.057	162.1	10:58:14
16	76	Jake Dennis (GBR) R-Motorsport 1	Aston Martin Vantage DTM	1:20.686	11	101.31	01.044	00.127	161.9	11:09:30
17	23	Daniel Juncadella (ESP) R-Motorsport 2	Aston Martin Vantage DTM	1:20.750	12	101.39	01.108	00.064	161.7	11:10:02
18	62	Ferdinand von Habsburg (AUT) R-Motorsport 2	Aston Martin Vantage DTM	1:25.139	6	106.90	05.497	04.389	153.4	11:01:53

Subject to final scrutineering !

Issued:

Clerk of the Course:

Timekeeper:

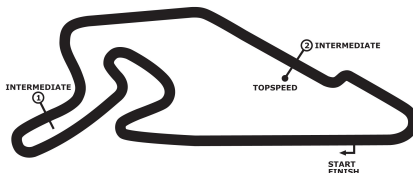


DTM Nürburgring

Nürburgring, length 3629 m

13. - 15.09.2019

DTM



DTM

Lap by Lap qualifying 1, 14.09.2019

DMSB-Reg.No.: 247/19

3 Paul Di Resta , Aston Martin Vantage DTM / GBR															
1	2:30.262	2	1:30.723	3	1:33.255	4	1:22.585	5	1:21.232	pit	1:36.797	7	4:58.197	8	1:29.177
9	1:27.572	10	1:20.945	11	1:20.502	pit	1:42.881								

4 Robin Frijns , Aral Ultimate Audi RS 5 DTM / NLD															
1	2:13.594	2	1:35.094	3	1:28.064	4	1:20.787	pit	1:32.052	6	7:02.996	7	1:30.571	8	1:33.235
9	1:20.215	pit	1:32.358												

7 Bruno Spengler , BMW Bank M4 DTM / CAN															
1	2:02.809	2	1:30.602	3	1:27.942	4	1:20.568	5	1:20.415	pit	1:34.503	7	5:29.729	8	1:29.664
9	1:24.392	10	1:19.822	pit	1:36.682										

11 Marco Wittmann , Schaeffler BMW M4 DTM / DEU															
1	3:09.492	2	1:41.229	3	1:25.940	4	1:20.629	5	1:20.539	pit	1:30.063	7	4:32.028	8	1:28.706
9	1:28.235	10	1:20.468	11	1:20.640	pit	1:50.107								

16 Timo Glock , JIVS BMW M4 DTM / DEU															
1	2:04.769	2	1:30.722	3	1:29.769	4	1:20.502	5	1:20.447	pit	1:33.041	7	5:41.669	8	1:28.880
9	1:31.555	10	1:20.141	pit	1:31.326										

21 Pietro Fittipaldi , WRT Audi RS 5 DTM / BRA															
1	1:56.019	2	1:29.366	3	1:32.393	4	1:20.636	5	1:20.485	pit	1:47.185	7	5:45.654	8	1:29.606
9	1:32.322	10	1:25.687	11	1:20.571	pit	1:46.964								

23 Daniel Juncadella , Aston Martin Vantage DTM / ESP															
1	2:28.748	2	1:31.383	3	1:29.621	4	1:21.148	5	1:20.850	pit	1:45.399	7	4:29.278	8	1:26.754
9	1:23.632	10	1:24.442	11	1:20.750	pit	1:57.936								

25 Philipp Eng , ZF BMW M4 DTM / AUT															
1	2:10.926	2	1:32.648	3	1:25.137	4	1:26.500	5	1:20.496	pit	1:33.554	7	5:21.572	8	1:30.065
9	1:24.648	10	1:22.511												

27 Jonathan Aberdein , WRT Audi RS 5 DTM / RSA															
1	3:12.105	2	1:24.676	3	1:20.568	4	1:20.274	pit	1:33.561	6	6:05.062	7	1:29.492	8	1:26.842
9	1:19.943	pit	1:36.602												

28 Loic Duval , MASCOT WORKWEAR Audi RS 5 DTM / FRA															
1	1:46.750	2	1:27.971	3	1:27.003	4	1:20.484	5	1:20.396	pit	1:31.994	7	5:37.326	8	1:26.528
9	1:25.389	10	1:22.881	11	1:20.177	pit	1:42.279								

31 Sheldon Van der Linde , Shell BMW M4 DTM / RSA															
1	2:14.939	2	1:30.783	3	1:27.231	4	1:25.762	5	1:22.166	6	1:20.843	pit	1:38.670	8	3:19.942
9	1:28.487	10	1:21.520	11	1:20.108	pit	1:36.337								

33 René Rast , Audi Sport RS 5 DTM / DEU															
1	1:52.256	2	1:26.895	3	1:28.114	4	1:20.387	5	1:20.268	6	1:20.170	pit	1:29.544	8	4:22.225
9	1:26.798	10	1:28.397	11	1:19.642	pit	1:35.094								


47 Joel Eriksson , CATL BMW M4 DTM / SWE															
1	2:24.349	2	1:30.384	3	1:30.040	4	1:29.096	5	1:20.559	pit	1:37.553	7	4:41.140	8	1:26.883

DTM Nürburgring

Nürburgring, length 3629 m

13. - 15.09.2019

DTM



DTM

Lap by Lap qualifying 1, 14.09.2019

DMSB-Reg.No.: 247/19

9	1:26.871	10	1:21.653	11	1:20.968	pit	2:00.447												
---	----------	----	----------	----	----------	-----	----------	--	--	--	--	--	--	--	--	--	--	--	--

51 Nico Müller , Castrol EDGE Audi RS 5 DTM / CHE

1	2:15.685	2	1:34.242	3	1:30.481	4	1:20.468	5	1:22.627	6	1:20.458	pit	1:32.215	8	4:18.310
9	1:30.102	10	1:35.473	11	1:19.908	pit	1:39.868								

53 Jamie Green , Hoffmann Group Audi RS 5 DTM / GBR

1	1:53.342	2	1:27.421	3	1:29.253	4	1:23.198	5	1:20.938	6	1:20.602	pit	1:27.961	8	4:41.201
9	1:26.988	10	1:35.168	11	1:20.196	12	1:20.448	pit	1:50.387						

62 Ferdinand von Habsburg , Aston Martin Vantage DTM / AUT

1	2:43.106	pit	1:50.008	3	4:20.825	4	1:34.133	5	1:25.139	pit	1:40.404								
---	----------	-----	----------	---	----------	---	----------	---	-----------------	-----	----------	--	--	--	--	--	--	--	--

76 Jake Dennis , Aston Martin Vantage DTM / GBR

1	2:31.974	2	1:32.698	3	1:33.806	4	1:21.173	5	1:21.153	pit	1:39.503	7	5:06.084	8	1:30.367
9	1:33.280	10	1:20.686	pit	1:35.276										

99 Mike Rockenfeller , Akrapovic Audi RS 5 DTM / DEU

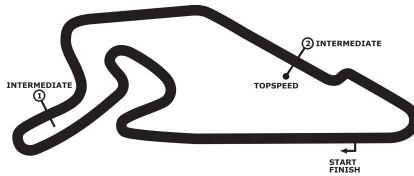
1	1:49.050	2	1:27.103	3	1:28.905	4	1:20.745	5	1:20.217	pit	1:31.779	7	5:37.730	8	1:27.657
9	1:28.587	10	1:19.914	11	1:32.403										

DTM Nürburgring

Nürburgring, length 3629 m

13. - 15.09.2019

DTM



Lap Analysis qualifying 1, 14.09.2019

DMSB-Reg.No.: 247/19

3 Paul Di Resta , Aston Martin Vantage DTM / GBR									theoretical besttime: 1:20.502								
Lap	Time	S1	V1	S2	V2	S3	V3	Vmax	Lap	Time	S1	V1	S2	V2	S3	V3	Vmax
1	2:30.262		116	23.724	208	25.307	198	208	7	4:58.197	4:11.653	115	23.351	246	23.193	201	246
2	1:30.723	46.669	136	21.727	251	22.327	206	251	8	1:29.177	45.803	132	21.941	251	21.433	206	251
3	1:33.255	45.983	134	21.911	190	25.361	210	190	9	1:27.572	44.662	137	21.251	251	21.659	211	251
4	1:22.585	42.668	148	20.140	254	19.777	210	254	10	1:20.945	41.642	149	20.056	255	19.247	212	255
5	1:21.232	41.593	147	20.141	253	19.498	211	253	11	1:20.502	41.267	148	20.008	255	19.227	212	255
6	1:36.797	46.449	116	22.579	231			231	12	1:42.881	49.582	119	23.477	201			201

4 Robin Frijns , Aral Ultimate Audi RS 5 DTM / NLD									theoretical besttime: 1:20.215								
Lap	Time	S1	V1	S2	V2	S3	V3	Vmax	Lap	Time	S1	V1	S2	V2	S3	V3	Vmax
1	2:13.594		116	26.405	183	25.593	201	183	6	7:02.996	6:16.093	123	23.845	239	23.058	207	239
2	1:35.094	50.614	131	21.719	249	22.761	207	249	7	1:30.571	46.399	135	21.327	252	22.845	211	252
3	1:28.064	44.530	145	21.021	249	22.513	216	249	8	1:33.235	43.431	145	21.494	249	28.310	216	249
4	1:20.787	41.374	149	19.858	259	19.555	214	259	9	1:20.215	41.092	153	19.829	257	19.294	215	257
5	1:32.052	43.170	148	21.250	234			234	10	1:32.358	41.412	143	20.122	257			257

7 Bruno Spengler , BMW Bank M4 DTM / CAN									theoretical besttime: 1:19.822								
Lap	Time	S1	V1	S2	V2	S3	V3	Vmax	Lap	Time	S1	V1	S2	V2	S3	V3	Vmax
1	2:02.809		108	25.349	232	24.242	202	232	7	5:29.729	4:42.739	112	24.266	248	22.724	202	248
2	1:30.602	46.910	123	21.766	251	21.926	205	251	8	1:29.664	46.145	123	21.901	253	21.618	206	253
3	1:27.942	44.205	144	20.252	254	23.485	215	254	9	1:24.392	44.211	127	20.539	255	19.642	215	255
4	1:20.568	41.307	151	19.923	258	19.338	213	258	10	1:19.822	40.798	150	19.840	258	19.184	214	258
5	1:20.415	41.215	151	19.939	257	19.261	213	257	11	1:36.682	44.433	132	21.201	257			257
6	1:34.503	43.546	135	21.640	253			253									

11 Marco Wittmann , Schaeffler BMW M4 DTM / DEU									theoretical besttime: 1:20.163								
Lap	Time	S1	V1	S2	V2	S3	V3	Vmax	Lap	Time	S1	V1	S2	V2	S3	V3	Vmax
1	3:09.492		105	25.161	221	24.863	198	221	7	4:32.028	3:45.708	116	23.160	244	23.160	205	244
2	1:41.229	49.275	105	25.030	117	26.924	211	117	8	1:28.706	45.701	136	21.423	253	21.582	211	253
3	1:25.940	44.642	140	20.657	252	20.641	214	252	9	1:28.235	43.524	140	20.796	253	23.915	215	253
4	1:20.629	41.293	151	19.896	259	19.440	215	259	10	1:20.468	40.977	151	20.131	260	19.360	213	260
5	1:20.539	41.338	151	19.826	258	19.375	213	258	11	1:20.640	41.292	148	19.912	260	19.436	213	260
6	1:30.063	42.396	142	20.362	259			259	12	1:50.107	48.733	101	26.485	155			155

16 Timo Glock , JIVS BMW M4 DTM / DEU									theoretical besttime: 1:20.122								
Lap	Time	S1	V1	S2	V2	S3	V3	Vmax	Lap	Time	S1	V1	S2	V2	S3	V3	Vmax
1	2:04.769		107	25.770	197	24.118	198	197	7	5:41.669	4:55.961	120	22.991	231	22.717	205	231
2	1:30.722	46.989	134	21.304	246	22.429	210	246	8	1:28.880	45.736	138	21.541	230	21.603	211	230
3	1:29.769	43.031	148	20.763	213	25.975	214	213	9	1:31.555	43.483	137	23.114	148	24.958	215	148
4	1:20.502	41.235	149	19.890	258	19.377	213	258	10	1:20.141	41.056	151	19.865	258	19.220	214	258
5	1:20.447	41.132	150	19.846	258	19.469	213	258	11	1:31.326	41.818	123	21.726	238			238
6	1:33.041	42.373	132	22.024	245			245									

21 Pietro Fittipaldi , WRT Audi RS 5 DTM / BRA									theoretical besttime: 1:20.427								
Lap	Time	S1	V1	S2	V2	S3	V3	Vmax	Lap	Time	S1	V1	S2	V2	S3	V3	Vmax
1	1:56.019		111	23.895	240	23.117	199	240	7	5:45.654	4:58.567	116	23.943	234	23.144	203	234
2	1:29.366	46.605	128	21.512	247	21.249	196	247	8	1:29.606	46.562	123	21.661	254	21.383	200	254
3	1:32.393	44.508	133	20.794	233	27.091	215	233	9	1:32.322	44.178	137	21.445	258	26.699	216	258
4	1:20.636	41.424	150	19.878	258	19.334	216	258	10	1:25.687	43.651	82	21.996	259	20.040	215	259
5	1:20.485	41.289	149	19.891	260	19.305	215	260	11	1:20.571	41.433	151	19.877	260	19.261	215	260
6	1:47.185	50.598	123	22.971	208			208	12	1:46.964	50.425	118	24.575	199			199

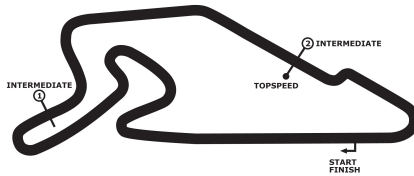
23 Daniel Juncadella , Aston Martin Vantage DTM / ESP									theoretical besttime: 1:20.676								
Lap	Time	S1	V1	S2	V2	S3	V3	Vmax	Lap	Time	S1	V1	S2	V2	S3	V3	Vmax
1	2:28.748		116	25.748	195	24.976	177	195	7	4:29.278	3:43.537	123	23.239	233	22.502	203	233
2	1:31.383	45.831	140	23.233	233	22.319	200	233	8	1:26.754	44.807	143	21.120	226	20.827	208	226
3	1:29.621	44.857	119	23.184	227	21.580	211	227	9	1:23.632	43.241	135	20.436	252	19.955	211	252
4	1:21.148	41.553	150	20.050	252	19.545	209	252	10	1:24.442	44.346	143	20.311	254	19.785	211	254
5	1:20.850	41.324	146	20.020	252	19.506	210	252	11	1:20.750	41.398	148	19.943	255	19.409	209	255
6	1:45.399	49.501	111	26.367	177			177	12	1:57.936	52.366	70	30.084	141			141

DTM Nürburgring

Nürburgring, length 3629 m

13. - 15.09.2019

DTM



Lap Analysis qualifying 1, 14.09.2019

DMSB-Reg.No.: 247/19

25 Philipp Eng , ZF BMW M4 DTM / AUT

theoretical besttime: 1:20.393

Lap	Time	S1	V1	S2	V2	S3	V3	Vmax	Lap	Time	S1	V1	S2	V2	S3	V3	Vmax
1	2:10.926		109	26.302	189	24.010	191	189	6	1:33.554	43.275	135	21.366	249			249
2	1:32.648	48.052	125	23.016	243	21.580	204	243	7	5:21.572	4:36.111	116	23.023	248	22.438	202	248
3	1:25.137	43.445	146	20.304	251	21.388	214	251	8	1:30.065	46.552	129	21.952	250	21.561	205	250
4	1:26.500	46.276	132	20.639	256	19.585	213	256	9	1:24.648	43.959	135	20.990	252	19.699	213	252
5	1:20.496	41.284	151	19.863	257	19.349	213	257	10	1:22.511	42.968	142	20.297	255	19.246	214	255

27 Jonathan Aberdein , WRT Audi RS 5 DTM / RSA

theoretical besttime: 1:19.935

Lap	Time	S1	V1	S2	V2	S3	V3	Vmax	Lap	Time	S1	V1	S2	V2	S3	V3	Vmax
1	3:12.105		119	23.637	223	21.789	207	223	6	6:05.062	5:17.059	128	22.883	212	25.120	184	212
2	1:24.676	44.502	139	20.636	250	19.538	213	250	7	1:29.492	46.462	139	22.118	242	20.912	215	242
3	1:20.568	41.313	149	19.874	257	19.381	212	257	8	1:26.842	43.457	140	21.008	252	22.377	214	252
4	1:20.274	41.227	148	19.848	258	19.199	214	258	9	1:19.943	40.984	148	19.752	259	19.207	213	259
5	1:33.561	42.542	135	20.702	240			240	10	1:36.602	41.592	144	20.884	211			211

28 Loic Duval , MASCOT WORKWEAR Audi RS 5 DTM / FRA

theoretical besttime: 1:20.074

Lap	Time	S1	V1	S2	V2	S3	V3	Vmax	Lap	Time	S1	V1	S2	V2	S3	V3	Vmax
1	1:46.750		131	24.528	192	23.180	177	192	7	5:37.326	4:52.947	128	22.241	253	22.138	208	253
2	1:27.971	46.205	140	21.074	254	20.692	206	254	8	1:26.528	44.849	139	20.942	252	20.737	211	252
3	1:27.003	43.101	144	20.205	250	23.697	215	250	9	1:25.389	43.135	140	21.949	226	20.305	215	226
4	1:20.484	41.280	153	19.807	258	19.397	215	258	10	1:22.881	41.151	151	21.749	245	19.981	216	245
5	1:20.396	41.299	151	19.848	258	19.249	213	258	11	1:20.177	41.023	149	19.802	258	19.352	215	258
6	1:31.994	41.283	150	20.012	257			257	12	1:42.279	47.575	115	24.730	176			176

31 Sheldon Van der Linde , Shell BMW M4 DTM / RSA

theoretical besttime: 1:20.108

Lap	Time	S1	V1	S2	V2	S3	V3	Vmax	Lap	Time	S1	V1	S2	V2	S3	V3	Vmax
1	2:14.939		100	26.560	173	25.474	203	173	7	1:38.670	46.485	124	22.870	209			209
2	1:30.783	47.485	135	21.963	248	21.335	210	248	8	3:19.942	2:35.597	121	23.025	225	21.320	208	225
3	1:27.231	44.322	141	20.527	252	22.382	214	252	9	1:28.487	43.711	140	20.517	253	24.259	206	253
4	1:25.762	43.973	143	20.427	258	21.362	214	258	10	1:21.520	42.036	149	19.903	257	19.581	215	257
5	1:22.166	41.493	149	20.892	257	19.781	214	257	11	1:20.108	41.055	151	19.816	257	19.237	213	257
6	1:20.843	41.281	150	19.998	257	19.564	213	257	12	1:36.337	43.078	137	20.746	247			247

33 René Rast , Audi Sport RS 5 DTM / DEU

theoretical besttime: 1:19.642

Lap	Time	S1	V1	S2	V2	S3	V3	Vmax	Lap	Time	S1	V1	S2	V2	S3	V3	Vmax
1	1:52.256		127	22.962	251	22.408	209	251	7	1:29.544	42.714	140	20.664	258			258
2	1:26.895	44.882	142	20.947	257	21.066	211	257	8	4:22.225	3:37.287	129	22.480	253	22.458	209	253
3	1:28.114	43.030	146	20.016	260	25.068	217	260	9	1:26.798	45.111	144	21.001	252	20.686	211	252
4	1:20.387	41.207	152	19.792	261	19.388	214	261	10	1:28.397	43.127	148	21.765	181	23.505	217	181
5	1:20.268	41.279	149	19.775	260	19.214	214	260	11	1:19.642	40.843	151	19.715	259	19.084	215	259
6	1:20.170	41.117	149	19.824	261	19.229	215	261	12	1:35.094	42.527	136	21.429	248			248

47 Joel Eriksson , CATL BMW M4 DTM / SWE

theoretical besttime: 1:20.464

Lap	Time	S1	V1	S2	V2	S3	V3	Vmax	Lap	Time	S1	V1	S2	V2	S3	V3	Vmax
1	2:24.349		112	25.497	185	26.568	199	185	7	4:41.140	3:55.389	118	23.657	249	22.094	204	249
2	1:30.384	46.310	131	22.441	216	21.633	205	216	8	1:26.883	44.951	134	21.252	225	20.680	209	225
3	1:30.040	44.595	133	21.960	215	23.485	215	215	9	1:26.871	43.730	138	21.479	225	21.662	215	225
4	1:29.096	48.525	138	20.576	258	19.995	214	258	10	1:21.653	41.417	150	19.890	260	20.346	215	260
5	1:20.559	41.181	149	19.929	258	19.449	215	258	11	1:20.968	41.486	144	20.089	260	19.393	214	260
6	1:37.553	43.338	126	24.712	191			191	12	2:00.447	54.863	94	28.916	146			146

51 Nico Müller , Castrol EDGE Audi RS 5 DTM / CHE

theoretical besttime: 1:19.788


Lap	Time	S1	V1	S2	V2	S3	V3	Vmax	Lap	Time	S1	V1	S2	V2	S3	V3	Vmax
1	2:15.685		104	27.357	181	24.884	204	181	7	1:32.215	43.485	138	21.135	235			235
2	1:34.242	49.063	134	23.789	227	21.390	209	227	8	4:18.310	3:30.818	124	24.549	185	22.943	209	185
3	1:30.481	44.679	145	22.074	220	23.728	217	220	9	1:30.102	46.127	143	22.903	222	21.072	212	222
4	1:20.468	41.477	149	19.846	260	19.145	216	260	10	1:35.473	43.229	144	21.860	155	30.384	217	155
5	1:22.627	41.150	150	19.985	261	21.492	218	261	11	1:19.908	40.845	151	19.798	262	19.265	216	262
6	1:20.458	41.224	147	19.918	260	19.316	214	260	12	1:39.868	42.388	124	25.082	167			167

DTM Nürburgring

Nürburgring, length 3629 m

13. - 15.09.2019

DTM



DTM

Lap Analysis qualifying 1, 14.09.2019

DMSB-Reg.No.: 247/19

53 Jamie Green , Hoffmann Group Audi RS 5 DTM / GBR									theoretical besttime: 1:20.191								
Lap	Time	S1	V1	S2	V2	S3	V3	Vmax	Lap	Time	S1	V1	S2	V2	S3	V3	Vmax
1	1:53.342		123	23.030	247	22.460	203	247	8	4:41.201	3:55.361	125	23.658	201	22.182	203	201
2	1:27.421	45.257	134	21.143	252	21.021	209	252	9	1:26.988	44.964	138	21.324	238	20.700	210	238
3	1:29.253	42.890	140	20.402	256	25.961	215	256	10	1:35.168	43.122	142	24.254	137	27.792	216	137
4	1:23.198	42.451	147	20.413	258	20.334	214	258	11	1:20.196	41.096	152	19.893	258	19.207	214	258
5	1:20.938	41.571	153	19.906	258	19.461	213	258	12	1:20.448	41.304	152	19.888	258	19.256	214	258
6	1:20.602	41.161	151	20.033	257	19.408	214	257	13	1:50.387	49.306	118	25.777	163			163
7	1:27.961	41.528	148	20.052	259			259									

62 Ferdinand von Habsburg , Aston Martin Vantage DTM / AUT									theoretical besttime: 1:23.688								
Lap	Time	S1	V1	S2	V2	S3	V3	Vmax	Lap	Time	S1	V1	S2	V2	S3	V3	Vmax
1	2:43.106		99	26.624	208	26.831	172	208	4	1:34.133	49.986	126	22.279	220	21.868	209	220
2	1:50.008	52.290	113	24.199	232			232	5	1:25.139	44.128	139	20.785	252	20.226	209	252
3	4:20.825	3:28.552	111	28.116	191	24.157	194	191	6	1:40.404	42.677	136	26.290	171			171

76 Jake Dennis , Aston Martin Vantage DTM / GBR									theoretical besttime: 1:20.686								
Lap	Time	S1	V1	S2	V2	S3	V3	Vmax	Lap	Time	S1	V1	S2	V2	S3	V3	Vmax
1	2:31.974		116	24.767	190	23.776	198	190	7	5:06.084	4:18.782	115	24.207	219	23.095	200	219
2	1:32.698	47.529	128	23.116	207	22.053	205	207	8	1:30.367	46.819	129	21.569	250	21.979	205	250
3	1:33.806	46.052	127	23.399	205	24.355	211	205	9	1:33.280	46.187	131	22.606	208	24.487	212	208
4	1:21.173	41.685	149	20.078	255	19.410	211	255	10	1:20.686	41.351	146	20.017	255	19.318	213	255
5	1:21.153	41.635	147	20.139	254	19.379	212	254	11	1:35.276	42.057	124	23.669	224			224
6	1:39.503	46.595	135	21.873	234			234									


99 Mike Rockenfeller , Akrapovic Audi RS 5 DTM / DEU									theoretical besttime: 1:19.914								
Lap	Time	S1	V1	S2	V2	S3	V3	Vmax	Lap	Time	S1	V1	S2	V2	S3	V3	Vmax
1	1:49.050		121	24.773	194	22.502	183	194	7	5:37.730	4:53.485	130	21.947	247	22.298	203	247
2	1:27.103	45.972	140	20.907	254	20.224	211	254	8	1:27.657	44.932	141	21.152	252	21.573	209	252
3	1:28.905	42.649	147	20.623	191	25.633	216	191	9	1:28.587	44.172	139	22.512	216	21.903	215	216
4	1:20.745	41.459	150	19.871	260	19.415	214	260	10	1:19.914	40.957	150	19.742	259	19.215	214	259
5	1:20.217	40.968	146	19.861	259	19.388	214	259	11	1:32.403	41.078	147	21.158	230			230
6	1:31.779	41.207	147	20.286	258			258									

DTM Nürburgring

Nürburgring, length 3629 m

13. - 15.09.2019

DTM



DTM

Best Sector Times qualifying 1

DMSB-Reg.No.: 247/19


Pos.	sector 1			sector 2			sector 3			theoretical and best lap time				
	No	Driver	Time	No	Driver	Time	No	Driver	Time	No	Driver	theoretical	Best	Pos
1	7	Spengler B.	40.798	33	Rast R.	19.715	33	Rast R.	19.084	33	Rast R.	1:19.642	1:19.642	1
2	33	Rast R.	40.843	99	Rockenfeller M.	19.742	51	Müller N.	19.145	51	Müller N.	1:19.788	1:19.908	3
3	51	Müller N.	40.845	27	Aberdein J.	19.752	7	Spengler B.	19.184	7	Spengler B.	1:19.822	1:19.822	2
4	99	Rockenfeller M.	40.957	51	Müller N.	19.798	27	Aberdein J.	19.199	99	Rockenfeller M.	1:19.914	1:19.914	4
5	11	Wittmann M.	40.977	28	Duval L.	19.802	53	Green J.	19.207	27	Aberdein J.	1:19.935	1:19.943	5
6	27	Aberdein J.	40.984	31	Van der Linde S.	19.816	99	Rockenfeller M.	19.215	28	Duval L.	1:20.074	1:20.177	8
7	28	Duval L.	41.023	11	Wittmann M.	19.826	16	Glock T.	19.220	31	Van der Linde S.	1:20.108	1:20.108	6
8	31	Van der Linde S.	41.055	4	Frijns R.	19.829	3	Di Resta P.	19.227	16	Glock T.	1:20.122	1:20.141	7
9	16	Glock T.	41.056	7	Spengler B.	19.840	31	Van der Linde S.	19.237	11	Wittmann M.	1:20.163	1:20.468	11
10	4	Frijns R.	41.092	16	Glock T.	19.846	25	Eng P.	19.246	53	Green J.	1:20.191	1:20.196	9
11	53	Green J.	41.096	25	Eng P.	19.863	28	Duval L.	19.249	4	Frijns R.	1:20.215	1:20.215	10
12	47	Eriksson J.	41.181	21	Fittipaldi P.	19.877	21	Fittipaldi P.	19.261	25	Eng P.	1:20.393	1:20.496	13
13	3	Di Resta P.	41.267	53	Green J.	19.888	4	Frijns R.	19.294	21	Fittipaldi P.	1:20.427	1:20.485	12
14	25	Eng P.	41.284	47	Eriksson J.	19.890	76	Dennis J.	19.318	47	Eriksson J.	1:20.464	1:20.559	15
15	21	Fittipaldi P.	41.289	23	Juncadella D.	19.943	11	Wittmann M.	19.360	3	Di Resta P.	1:20.502	1:20.502	14
16	23	Juncadella D.	41.324	3	Di Resta P.	20.008	47	Eriksson J.	19.393	23	Juncadella D.	1:20.676	1:20.750	17
17	76	Dennis J.	41.351	76	Dennis J.	20.017	23	Juncadella D.	19.409	76	Dennis J.	1:20.686	1:20.686	16
18	62	von Habsburg F.	42.677	62	von Habsburg F.	20.785	62	von Habsburg F.	20.226	62	von Habsburg F.	1:23.688	1:25.139	18

DTM Nürburgring

Nürburgring, length 3629 m

13. - 15.09.2019

DTM

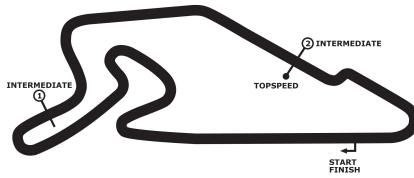


DTM

Topspeed qualifying 1, 14.09.2019

DMSB-Reg.No.: 247/19

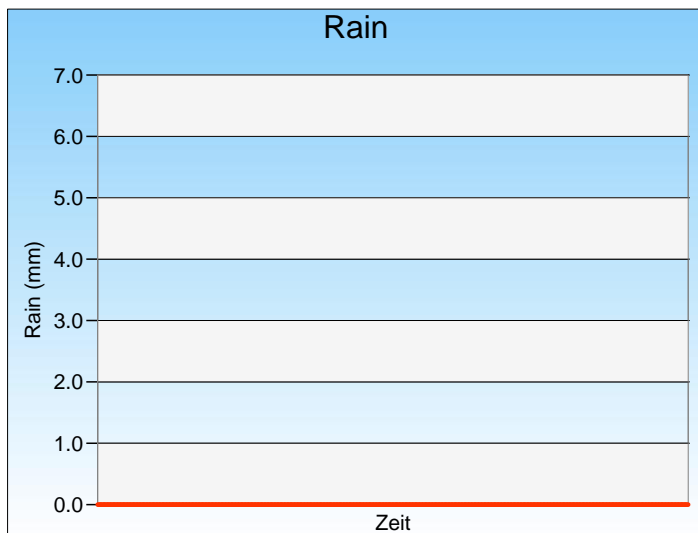
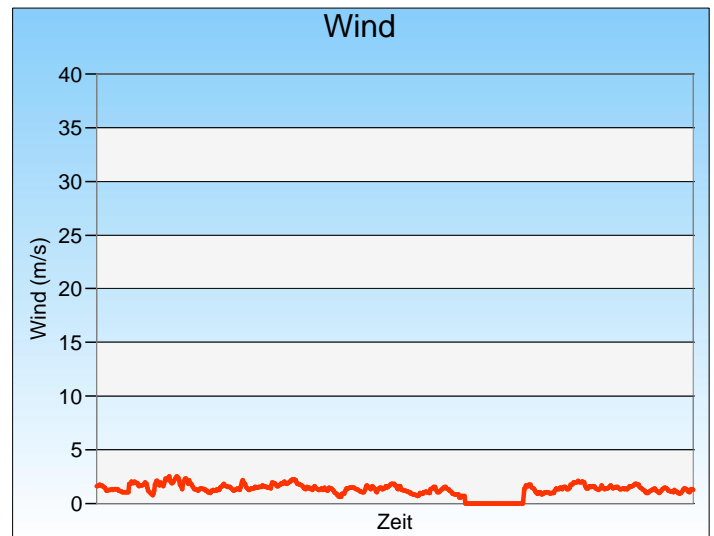
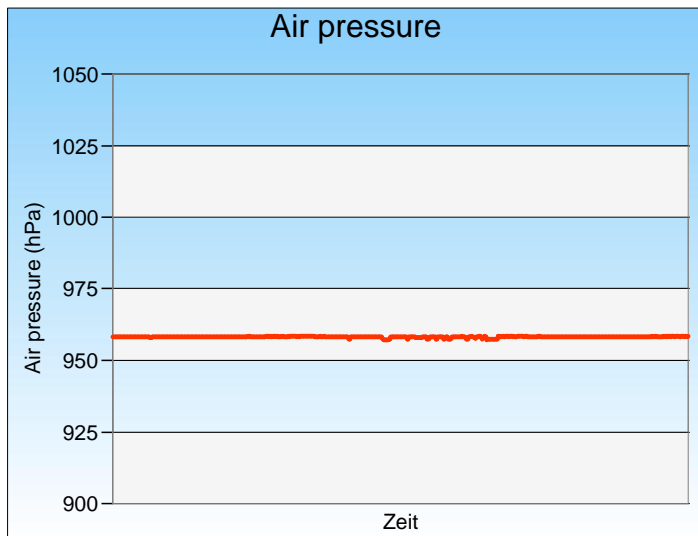
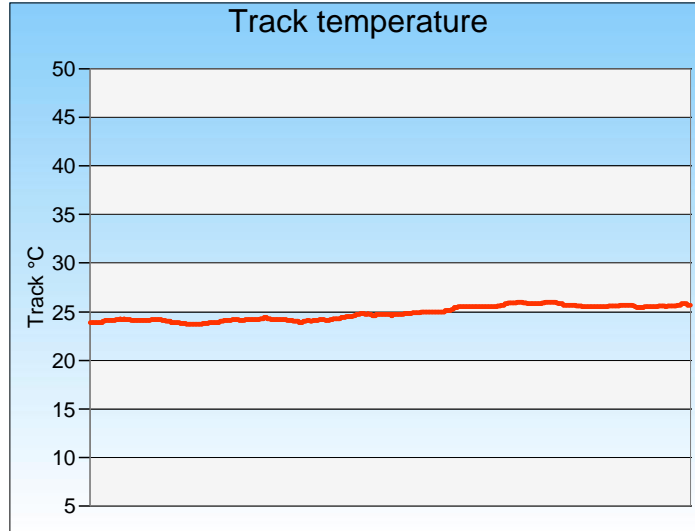
Car No.	Driver	Make	Speed km/h
51	Nico Müller	Castrol EDGE Audi RS 5 DTM	262
33	René Rast	Audi Sport RS 5 DTM	261
47	Joel Eriksson	CATL BMW M4 DTM	260
99	Mike Rockenfeller	Akrapovic Audi RS 5 DTM	260
11	Marco Wittmann	Schaeffler BMW M4 DTM	260
21	Pietro Fittipaldi	WRT Audi RS 5 DTM	260
4	Robin Frijns	Aral Ultimate Audi RS 5 DTM	259
27	Jonathan Aberdein	WRT Audi RS 5 DTM	259
53	Jamie Green	Hoffmann Group Audi RS 5 DTM	259
7	Bruno Spengler	BMW Bank M4 DTM	258
28	Loic Duval	MASCOT WORKWEAR Audi RS 5 DTM	258
31	Sheldon Van der Linde	Shell BMW M4 DTM	258
16	Timo Glock	JIVS BMW M4 DTM	258
25	Philipp Eng	ZF BMW M4 DTM	257
3	Paul Di Resta	Aston Martin Vantage DTM	255
76	Jake Dennis	Aston Martin Vantage DTM	255
23	Daniel Juncadella	Aston Martin Vantage DTM	255
62	Ferdinand von Habsburg	Aston Martin Vantage DTM	252



Weather qualifying 1

DMSB-Reg.No.: 247/19

14.09.2019, 10:50:00 - 11:10:00



Weather:

