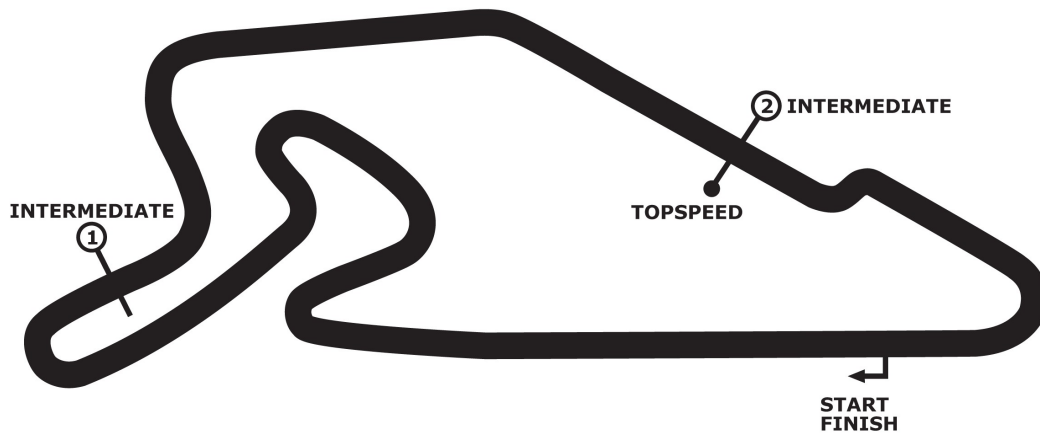


DTM

DTM Nürburgring

race 1



Nürburgring 3629 m


13. - 15.09.2019

DTM Nürburgring

Nürburgring, length 3629 m

13. - 15.09.2019

DTM



DTM

Result race 1, 14.09.2019

DMSB-Reg.No.: 247/19

Rk	No	DRIVER/ENTRANT	CAR	LAPS	TIME	GAP	INT	km/h	BEST	IN
1	33	René Rast (DEU) Audi Sport Team Rosberg	Audi Sport RS 5 DTM	41	57:29.693			155.272	1:21.358	2
2	7	Bruno Spengler (CAN) BMW Team RMG	BMW Bank M4 DTM	41	57:40.480	10.787	10.787	154.788	1:21.900	4
3	11	Marco Wittmann (DEU) BMW Team RMG	Schaeffler BMW M4 DTM	41	57:46.992	17.299	06.512	154.497	1:22.249	4
4	27	Jonathan Aberdein (RSA) WRT Team Audi Sport	WRT Audi RS 5 DTM	41	57:54.230	24.537	07.238	154.175	1:21.784	3
5	28	Loic Duval (FRA) Audi Sport Team Phoenix	MASCOT WORKWEAR Audi RS 5 DTM	41	57:56.851	27.158	02.621	154.059	1:22.169	4
6	53	Jamie Green (GBR) Audi Sport Team Rosberg	Hoffmann Group Audi RS 5 DTM	41	57:57.031	27.338	00.180	154.051	1:22.462	4
7	31	Sheldon Van der Linde (RSA) BMW Team RBM	Shell BMW M4 DTM	41	57:57.343	27.650	00.312	154.037	1:21.936	4
8	47	Joel Eriksson (SWE) BMW Team RBM	CATL BMW M4 DTM	41	57:57.573	27.880	00.230	154.027	1:22.410	4
9	16	Timo Glock (DEU) BMW Team RMR	JIVS BMW M4 DTM	41	58:00.617	30.924	03.044	153.892	1:22.548	3
10	4	Robin Frijns (NLD) Audi Sport Team Abt Sportsline	Aral Ultimate Audi RS 5 DTM	41	58:00.718	31.025	00.101	153.888	1:22.954	3
11	23	Daniel Juncadella (ESP) R-Motorsport 2	Aston Martin Vantage DTM	41	58:02.283	32.590	01.565	153.819	1:22.613	3
12	62	Ferdinand von Habsburg (AUT) R-Motorsport 2	Aston Martin Vantage DTM	41	58:08.037	38.344	05.754	153.565	1:23.006	3
13	3	Paul Di Resta (GBR) R-Motorsport 1	Aston Martin Vantage DTM	41	58:11.807	42.114	03.770	153.399	1:22.923	4
14	25	Philipp Eng (AUT) BMW Team RMR	ZF BMW M4 DTM	41	58:15.439	45.746	03.632	153.240	1:22.884	13
15	21	Pietro Fittipaldi (BRA) WRT Team Audi Sport	WRT Audi RS 5 DTM	41	58:34.259	1:04.566	18.820	152.419	1:22.905	3
16	51	Nico Müller (CHE) Audi Sport Team Abt Sportsline	Castrol EDGE Audi RS 5 DTM	41	58:38.854	1:09.161	04.595	152.220	1:21.802	2
NOT CLASSIFIED										
	99	Mike Rockenfeller (DEU) Audi Sport Team Phoenix	Akrapovic Audi RS 5 DTM	25	35:37.537	16 Runden		152.797	1:21.915	4
	76	Jake Dennis (GBR) R-Motorsport 1	Aston Martin Vantage DTM	25	35:56.881	16 Runden		151.427	1:22.966	3

fastest lap: 33 Rast René 1:21.358 = 160.579 km/h at lap 2

Issued:

Clerk of the Course:

Timekeeper:

Subject to final scrutineering !



Lapchart: DTM race 1

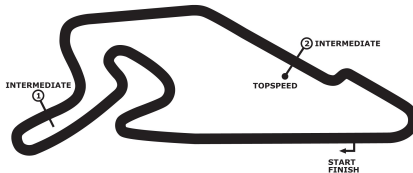
POS	1	2	3	4	5	6	7	8	9	10	11	12	13	14	15	16	17	18
LAP 1	33	51	99	7	27	31	28	11	47	53	23	3	16	25	21	76	62	4
LAP 2	33	51	99	7	27	31	28	11	47	53	23	16	3	25	76	62	21	4
LAP 3	33	99	7	27	31	28	51.	11	47	53	23	16	3	25	76	62	21	4
LAP 4	33	99	7	27	31	28	11	47	53	23	16	3	25	76	62	4	21	51
LAP 5	33	99	7	27	31	28	11	47	53	23	16	3	25	76	62	4	21	51
LAP 6	33	99	7	27	31	28	11	47	53	23	16	3	25	76	62	4	21	51.
LAP 7	33	99	7	27	31	28	11	53	47	23	16	3	25	76	4	62	21.	51
LAP 8	33	99	7	27	31	28	11	53	47	23	16	3	25	76	4	62	21	51
LAP 9	33	99	7	31	27	28	11	53	47	16	23	3	76	4	62	25.	21	51
LAP 10	33	99	7	31	27	28	11	53	47	16	23	3	76	4	62	25	21	51
LAP 11	33	99	7	31	27	28	11	53	47	16	23	3	76	4	62	25	21	51
LAP 12	33	99	7	31	28	11	47	27.	16	53.	23	3	76	4	62	25	21	51
LAP 13	33	99	7	11	47	31.	28.	16	23	3	76	4	62	27	53	25	21	51
LAP 14	33	99	7	11	47	16	3	76	4	62	23.	27	53	31	28	25	21	51
LAP 15	33	99	7	11	47	16	3	76	4	62	27	53	31	28	25	23	21	51
LAP 16	33.	99.	7	11	47	16	3	76	4	62	27	53	31	28	25	23	21	51
LAP 17	7	11	47	16	3	76	4	62	33	99	27	53	31	28	25	23	21	51
LAP 18	7	11	47	16	3	4	76	62	33	99	27	53	31	28	25	23	21	51
LAP 19	11	7.	47	16	3	4	76	62	33	99	27	53	31	28	25	23	51	21
LAP 20	11.	16	47.	3	4	76	62	33	99	7	53	27	28	31	25	23	51	21
LAP 21	16.	4	76	62	3.	33	99	7	53	11	27	28	31	25	47	23	51	21
LAP 22	4	62	76.	33	99	7	53	11	27	28	31	47	25	16	23	51	3	21
LAP 23	4.	33	62.	99	7	53	11	27	28	31	47	16	25	23	51	3	21	76
LAP 24	33	99	7	53	11	27	28	31	47	16	23	25	51	3	4	76	21	62
LAP 25	33	7	11	53	27	31	28	47	16	23	99.	25	51	3	4	21	62	76.
LAP 26	33	7	11	27	53	28	31	47	16	23	25	51	3	4	21	62		
LAP 27	33	7	11	27	53	28	31	47	16	23	25	51	3	4	62	21		
LAP 28	33	7	11	27	53	28	31	47	16	23	25	4	51	3	62	21		
LAP 29	33	7	11	27	53	28	31	47	16	23	4	25	51	3	62	21		
LAP 30	33	7	11	27	53	28	31	47	16	23	4	25	3	62	51.	21		
LAP 31	33	7	11	27	53	28	31	47	16	23	4	25	3	62	21	51		
LAP 32	33	7	11	27	53	28	31	47	16	23	4	25	3	62	21	51		
LAP 33	33	7	11	27	53	28	31	47	16	23	4	3	62	25	21	51		
LAP 34	33	7	11	27	53	28	31	47	16	23	4	3	62	25	21	51		
LAP 35	33	7	11	27	53	28	31	47	16	23	4	3	62	25	21	51		
LAP 36	33	7	11	27	53	28	31	47	16	4	23	62	3	25	21	51		
LAP 37	33	7	11	27	53	28	31	47	16	4	23	62	3	25	21	51		
LAP 38	33	7	11	27	53	28	31	47	16	4	23	62	3	25	21	51		
LAP 39	33	7	11	27	53	28	31	47	16	4	23	62	3	25	21	51		
LAP 40	33	7	11	27	53	28	31	47	16	4	23	62	3	25	21	51		
LAP 41	33	7	11	27	28	53	31	47	16	4	23	62	3	25	21	51		

DTM Nürburgring

Nürburgring, length 3629 m

13. - 15.09.2019

DTM



Lap by Lap race 1, 14.09.2019

DMSB-Reg.No.: 247/19

3 Paul Di Resta , Aston Martin Vantage DTM / GBR															
1	1:29.617	2	1:24.022	3	1:23.074	4	1:22.923	5	1:23.085	6	1:23.361	7	1:23.215	8	1:23.533
9	1:23.451	10	1:24.103	11	1:24.012	12	1:23.827	13	1:23.881	14	1:23.979	15	1:23.907	16	1:23.628
17	1:23.906	18	1:24.041	19	1:24.633	20	1:24.552	pit	1:29.832	22	1:59.502	23	1:23.852	24	1:23.553
25	1:23.441	26	1:24.250	27	1:24.650	28	1:26.020	29	1:24.817	30	1:25.129	31	1:23.881	32	1:23.956
33	1:23.964	34	1:24.023	35	1:24.135	36	1:25.131	37	1:24.178	38	1:24.100	39	1:23.765	40	1:23.930
41	1:24.948														

4 Robin Frijns , Aral Ultimate Audi RS 5 DTM / NLD															
1	1:31.487	2	1:24.332	3	1:22.954	4	1:23.315	5	1:23.287	6	1:23.656	7	1:23.376	8	1:22.980
9	1:23.394	10	1:23.521	11	1:23.607	12	1:23.606	13	1:23.697	14	1:23.844	15	1:23.886	16	1:24.120
17	1:24.007	18	1:24.254	19	1:24.265	20	1:24.236	21	1:24.345	22	1:24.108	pit	1:29.713	24	1:58.538
25	1:23.119	26	1:23.878	27	1:24.504	28	1:24.045	29	1:23.815	30	1:23.053	31	1:23.001	32	1:23.487
33	1:23.490	34	1:23.169	35	1:23.337	36	1:23.910	37	1:23.633	38	1:23.347	39	1:23.166	40	1:23.467
41	1:25.769														

7 Bruno Spengler , BMW Bank M4 DTM / CAN															
1	1:26.085	2	1:21.972	3	1:21.905	4	1:21.900	5	1:22.264	6	1:22.573	7	1:23.264	8	1:22.799
9	1:24.597	10	1:23.503	11	1:23.458	12	1:23.379	13	1:23.246	14	1:23.294	15	1:23.321	16	1:23.310
17	1:23.377	18	1:23.625	pit	1:29.248	20	1:59.223	21	1:23.284	22	1:22.655	23	1:22.844	24	1:22.939
25	1:23.376	26	1:23.222	27	1:23.331	28	1:23.442	29	1:23.745	30	1:23.903	31	1:24.058	32	1:23.515
33	1:23.845	34	1:23.866	35	1:24.020	36	1:24.034	37	1:23.689	38	1:23.605	39	1:23.423	40	1:23.571
41	1:23.770														

11 Marco Wittmann , Schaeffler BMW M4 DTM / DEU															
1	1:28.102	2	1:22.878	3	1:22.574	4	1:22.249	5	1:22.299	6	1:22.818	7	1:22.856	8	1:23.045
9	1:23.151	10	1:23.572	11	1:23.556	12	1:23.599	13	1:23.510	14	1:23.397	15	1:23.061	16	1:23.151
17	1:22.926	18	1:24.089	19	1:23.810	pit	1:28.867	21	1:59.191	22	1:23.179	23	1:22.959	24	1:23.653
25	1:23.951	26	1:23.318	27	1:23.543	28	1:23.248	29	1:23.662	30	1:23.706	31	1:23.655	32	1:23.424
33	1:23.615	34	1:23.760	35	1:23.978	36	1:23.909	37	1:23.739	38	1:24.222	39	1:24.176	40	1:24.198
41	1:24.396														

16 Timo Glock , JIVS BMW M4 DTM / DEU															
1	1:29.987	2	1:23.225	3	1:22.548	4	1:23.056	5	1:22.750	6	1:23.137	7	1:23.319	8	1:23.487
9	1:23.753	10	1:23.582	11	1:23.489	12	1:23.721	13	1:23.326	14	1:23.734	15	1:23.773	16	1:23.707
17	1:23.979	18	1:23.722	19	1:24.236	20	1:23.728	pit	1:29.055	22	1:58.598	23	1:23.272	24	1:23.828
25	1:24.206	26	1:23.995	27	1:23.813	28	1:23.887	29	1:23.966	30	1:23.955	31	1:24.009	32	1:23.758
33	1:23.763	34	1:23.491	35	1:23.954	36	1:23.812	37	1:24.197	38	1:23.773	39	1:24.035	40	1:24.689
41	1:26.302														

21 Pietro Fittipaldi , WRT Audi RS 5 DTM / BRA															
1	1:31.047	2	1:24.465	3	1:22.905	4	1:24.160	5	1:23.164	6	1:23.652	pit	1:29.224	8	1:57.536
9	1:22.958	10	1:23.404	11	1:24.044	12	1:23.646	13	1:23.461	14	1:23.636	15	1:23.936	16	1:24.035
17	1:24.322	18	1:24.101	19	1:24.400	20	1:23.993	21	1:24.311	22	1:24.227	23	1:24.636	24	1:25.707
25	1:25.226	26	1:25.042	27	1:25.740	28	1:25.442	29	1:25.184	30	1:25.244	31	1:25.125	32	1:24.811
33	1:24.816	34	1:24.826	35	1:24.908	36	1:26.103	37	1:25.910	38	1:25.775	39	1:25.224	40	1:27.489
41	1:26.424														

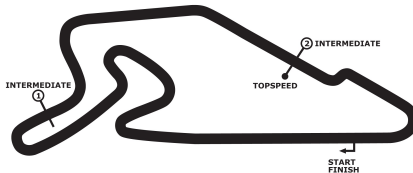
23 Daniel Juncadella , Aston Martin Vantage DTM / ESP															
1	1:29.332	2	1:23.379	3	1:22.613	4	1:22.614	5	1:23.082	6	1:23.175	7	1:23.427	8	1:23.467

DTM Nürburgring

Nürburgring, length 3629 m

13. - 15.09.2019

DTM



Lap by Lap race 1, 14.09.2019

DMSB-Reg.No.: 247/19

9	1:24.568	10	1:24.097	11	1:23.955	12	1:23.769	13	1:23.941	pit	1:28.906	15	2:00.392	16	1:23.054
17	1:23.552	18	1:23.376	19	1:23.420	20	1:23.534	21	1:23.693	22	1:23.711	23	1:23.616	24	1:24.341
25	1:23.934	26	1:24.171	27	1:24.001	28	1:23.974	29	1:24.082	30	1:24.001	31	1:23.915	32	1:23.890
33	1:24.038	34	1:23.882	35	1:23.964	36	1:24.798	37	1:24.397	38	1:24.161	39	1:23.844	40	1:23.681
41	1:24.536														

25 Philipp Eng , ZF BMW M4 DTM / AUT

1	1:30.741	2	1:23.159	3	1:23.249	4	1:22.961	5	1:23.165	6	1:23.284	7	1:23.118	8	1:23.586
pit	1:28.656	10	1:57.324	11	1:22.921	12	1:22.908	13	1:22.884	14	1:23.271	15	1:23.384	16	1:23.556
17	1:23.414	18	1:23.401	19	1:23.634	20	1:24.153	21	1:24.568	22	1:25.458	23	1:25.479	24	1:25.146
25	1:25.085	26	1:25.238	27	1:24.937	28	1:25.224	29	1:25.809	30	1:24.616	31	1:24.328	32	1:24.709
33	1:26.075	34	1:24.397	35	1:24.836	36	1:24.551	37	1:24.654	38	1:24.034	39	1:24.126	40	1:24.474
41	1:24.926														

27 Jonathan Aberdein , WRT Audi RS 5 DTM / RSA

1	1:26.401	2	1:22.330	3	1:21.784	4	1:21.978	5	1:22.194	6	1:22.986	7	1:22.662	8	1:22.952
9	1:24.973	10	1:23.835	11	1:23.654	pit	1:29.284	13	1:59.130	14	1:23.733	15	1:22.555	16	1:22.891
17	1:23.036	18	1:23.013	19	1:24.956	20	1:24.668	21	1:23.896	22	1:23.913	23	1:23.514	24	1:23.435
25	1:24.253	26	1:23.735	27	1:23.558	28	1:24.079	29	1:24.210	30	1:24.089	31	1:24.019	32	1:23.678
33	1:23.840	34	1:23.848	35	1:24.206	36	1:24.105	37	1:23.909	38	1:24.028	39	1:24.411	40	1:24.812
41	1:25.677														

28 Loic Duval , MASCOT WORKWEAR Audi RS 5 DTM / FRA

1	1:27.593	2	1:22.844	3	1:22.213	4	1:22.169	5	1:22.330	6	1:22.577	7	1:22.774	8	1:23.093
9	1:23.198	10	1:23.947	11	1:23.693	12	1:23.550	pit	1:28.825	14	2:01.392	15	1:23.244	16	1:23.101
17	1:23.285	18	1:22.796	19	1:22.820	20	1:24.261	21	1:23.512	22	1:24.189	23	1:23.597	24	1:23.333
25	1:25.743	26	1:24.181	27	1:23.716	28	1:23.587	29	1:23.993	30	1:23.933	31	1:23.930	32	1:23.864
33	1:23.711	34	1:24.301	35	1:24.053	36	1:24.542	37	1:25.155	38	1:24.276	39	1:24.137	40	1:24.418
41	1:24.975														

31 Sheldon Van der Linde , Shell BMW M4 DTM / RSA

1	1:27.101	2	1:22.546	3	1:22.094	4	1:21.936	5	1:22.426	6	1:22.533	7	1:22.902	8	1:23.049
9	1:23.598	10	1:23.618	11	1:23.608	12	1:23.605	pit	1:29.136	14	2:01.758	15	1:22.808	16	1:22.899
17	1:23.110	18	1:22.897	19	1:23.051	20	1:25.562	21	1:24.001	22	1:23.977	23	1:23.777	24	1:23.673
25	1:24.387	26	1:25.037	27	1:24.157	28	1:23.987	29	1:23.908	30	1:23.603	31	1:23.713	32	1:24.023
33	1:24.062	34	1:23.865	35	1:24.270	36	1:24.138	37	1:24.393	38	1:24.922	39	1:24.199	40	1:24.284
41	1:24.730														

33 René Rast , Audi Sport RS 5 DTM / DEU

1	1:23.470	2	1:21.358	3	1:21.419	4	1:21.560	5	1:21.763	6	1:22.213	7	1:22.339	8	1:22.581
9	1:22.453	10	1:22.795	11	1:22.864	12	1:22.959	13	1:22.940	14	1:22.950	15	1:23.209	pit	1:28.645
17	1:58.742	18	1:22.810	19	1:22.975	20	1:22.685	21	1:22.691	22	1:22.527	23	1:22.596	24	1:22.476
25	1:22.798	26	1:23.342	27	1:23.523	28	1:23.745	29	1:23.877	30	1:23.867	31	1:23.931	32	1:23.683
33	1:23.851	34	1:23.851	35	1:23.983	36	1:24.063	37	1:24.304	38	1:24.380	39	1:24.399	40	1:24.446
41	1:24.630														

47 Joel Eriksson , CATL BMW M4 DTM / SWE

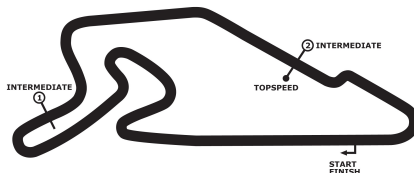
1	1:28.392	2	1:22.937	3	1:22.677	4	1:22.410	5	1:22.646	6	1:23.062	7	1:24.073	8	1:23.546
9	1:23.562	10	1:23.342	11	1:23.403	12	1:23.804	13	1:23.676	14	1:23.532	15	1:23.611	16	1:23.735
17	1:23.742	18	1:23.927	19	1:24.173	pit	1:29.280	21	1:58.849	22	1:23.476	23	1:23.174	24	1:23.564

DTM Nürburgring

Nürburgring, length 3629 m

13. - 15.09.2019

DTM



DTM

Lap by Lap race 1, 14.09.2019

DMSB-Reg.No.: 247/19

25	1:23.995	26	1:24.122	27	1:24.120	28	1:24.133	29	1:23.797	30	1:23.773	31	1:23.801	32	1:23.946
33	1:24.169	34	1:23.864	35	1:24.011	36	1:24.033	37	1:24.031	38	1:24.239	39	1:24.413	40	1:24.274
41	1:24.259														

51 Nico Müller , Castrol EDGE Audi RS 5 DTM / CHE

1	1:24.421	2	1:21.802	pit	1:27.102	4	1:44.034	5	1:22.322	pit	1:27.276	7	1:57.734	8	1:21.830
9	1:22.047	10	1:22.466	11	1:22.811	12	1:22.691	13	1:22.539	14	1:22.701	15	1:22.750	16	1:23.082
17	1:23.131	18	1:23.290	19	1:23.308	20	1:23.635	21	1:23.609	22	1:23.837	23	1:23.836	24	1:24.055
25	1:24.306	26	1:24.305	27	1:24.860	28	1:25.883	29	1:24.857	pit	1:30.172	31	1:55.652	32	1:22.953
33	1:23.375	34	1:23.466	35	1:23.597	36	1:23.117	37	1:23.022	38	1:22.991	39	1:23.205	40	1:23.362
41	1:23.422														

53 Jamie Green , Hoffmann Group Audi RS 5 DTM / GBR

1	1:28.850	2	1:22.882	3	1:22.671	4	1:22.462	5	1:22.782	6	1:22.817	7	1:22.560	8	1:22.972
9	1:23.006	10	1:23.263	11	1:23.418	pit	1:29.287	13	1:57.746	14	1:23.759	15	1:22.581	16	1:22.885
17	1:23.110	18	1:22.747	19	1:24.571	20	1:23.202	21	1:24.671	22	1:23.065	23	1:23.242	24	1:23.622
25	1:25.501	26	1:25.244	27	1:23.624	28	1:23.862	29	1:23.982	30	1:24.076	31	1:23.984	32	1:24.122
33	1:23.884	34	1:24.106	35	1:24.273	36	1:24.630	37	1:24.184	38	1:24.414	39	1:24.449	40	1:24.628
41	1:25.897														

62 Ferdinand von Habsburg , Aston Martin Vantage DTM / AUT

1	1:31.276	2	1:23.869	3	1:23.006	4	1:23.138	5	1:23.844	6	1:23.463	7	1:24.362	8	1:23.790
9	1:23.515	10	1:23.334	11	1:23.538	12	1:23.527	13	1:23.595	14	1:23.676	15	1:23.865	16	1:24.033
17	1:24.215	18	1:24.681	19	1:24.509	20	1:24.321	21	1:24.463	22	1:24.231	pit	1:29.860	24	2:00.133
25	1:26.124	26	1:23.369	27	1:23.434	28	1:23.278	29	1:23.031	30	1:24.560	31	1:24.016	32	1:23.934
33	1:24.310	34	1:23.932	35	1:23.890	36	1:23.609	37	1:23.281	38	1:23.736	39	1:23.876	40	1:23.699
41	1:23.714														

76 Jake Dennis , Aston Martin Vantage DTM / GBR

1	1:31.163	2	1:23.552	3	1:22.966	4	1:23.232	5	1:23.632	6	1:23.123	7	1:23.350	8	1:23.418
9	1:23.588	10	1:23.656	11	1:23.820	12	1:23.534	13	1:23.848	14	1:23.828	15	1:23.919	16	1:23.885
17	1:24.194	18	1:25.272	19	1:24.409	20	1:24.368	21	1:24.326	pit	1:29.767	23	1:59.267	24	1:24.669
pit	1:36.095														

99 Mike Rockenfeller , Akrapovic Audi RS 5 DTM / DEU


1	1:25.256	2	1:22.265	3	1:21.986	4	1:21.915	5	1:22.243	6	1:22.708	7	1:22.598	8	1:22.675
9	1:22.732	10	1:23.003	11	1:22.915	12	1:22.863	13	1:22.786	14	1:22.850	15	1:23.058	pit	1:28.586
17	1:58.523	18	1:22.861	19	1:22.363	20	1:22.404	21	1:22.417	22	1:22.277	23	1:22.271	24	1:22.357
25	1:51.625														

DTM Nürburgring

Nürburgring, length 3629 m

13. - 15.09.2019

DTM



DTM

Lap Analysis race 1, 14.09.2019

DMSB-Reg.No.: 247/19

3 Paul Di Resta , Aston Martin Vantage DTM / GBR

theoretical besttime: 1:22.646

Lap	Time	S1	V1	S2	V2	S3	V3	Vmax	Lap	Time	S1	V1	S2	V2	S3	V3	Vmax
1	1:29.617	47.874	138	21.228	255	20.515	210	255	22	1:59.502	1:18.318	144	20.797	254	20.387	210	254
2	1:24.022	42.778	142	20.648	254	20.596	209	254	23	1:23.852	43.338	145	20.592	257	19.922	209	257
3	1:23.074	42.760	143	20.477	256	19.837	210	256	24	1:23.553	42.775	141	20.666	255	20.112	210	255
4	1:22.923	42.433	146	20.376	264	20.114	211	264	25	1:23.441	42.559	143	20.747	257	20.135	209	257
5	1:23.085	42.571	140	20.610	257	19.904	209	257	26	1:24.250	43.061	144	20.804	267	20.385	212	267
6	1:23.361	42.660	143	20.709	255	19.992	209	255	27	1:24.650	43.080	139	20.713	267	20.857	213	267
7	1:23.215	42.691	140	20.510	263	20.014	210	263	28	1:26.020	44.756	129	20.785	267	20.479	213	267
8	1:23.533	42.684	139	20.669	254	20.180	208	254	29	1:24.817	43.621	139	20.627	268	20.569	213	268
9	1:23.451	42.873	143	20.550	264	20.028	211	264	30	1:25.129			269	20.580	211	269	
10	1:24.103	42.918	142	20.894	256	20.291	207	256	31	1:23.881	43.036	144	20.603	258	20.242	209	258
11	1:24.012	43.117	141	20.744	256	20.151	208	256	32	1:23.956	42.897	141	20.507	268	20.552	213	268
12	1:23.827	43.065	140	20.606	266	20.156	212	266	33	1:23.964	42.992	142	20.660	258	20.312	208	258
13	1:23.881	42.917	140	20.773	257	20.191	209	257	34	1:24.023	43.170	141	20.686	257	20.167	209	257
14	1:23.979	43.019	139	20.809	257	20.151	209	257	35	1:24.135	43.084	142	20.733	257	20.318	207	257
15	1:23.907	43.056	140	20.635	262	20.216	210	262	36	1:25.131	44.177	141	20.729	257	20.225	209	257
16	1:23.628	42.777	138	20.724	255	20.127	207	255	37	1:24.178	43.128	138	20.768	257	20.282	209	257
17	1:23.906	42.900	138	20.772	255	20.234	208	255	38	1:24.100	43.052	142	20.767	255	20.281	209	255
18	1:24.041	42.958	140	20.781	256	20.302	207	256	39	1:23.765	42.962	140	20.595	264	20.208	211	264
19	1:24.633	43.190	138	21.054	255	20.389	208	255	40	1:23.930	43.073	139	20.722	255	20.135	208	255
20	1:24.552	43.391	139	20.811	256	20.350	207	256	41	1:24.948	43.496	133	20.736	256	20.716	206	256
21	1:29.832	43.285	139	20.805	256			256									

4 Robin Frijns , Aral Ultimate Audi RS 5 DTM / NLD

theoretical besttime: 1:22.594

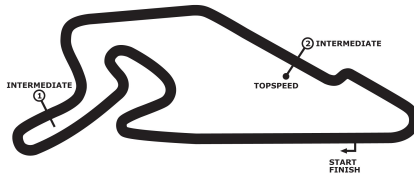
Lap	Time	S1	V1	S2	V2	S3	V3	Vmax	Lap	Time	S1	V1	S2	V2	S3	V3	Vmax
1	1:31.487	49.408	143	21.148	258	20.931	212	258	22	1:24.108	42.926	141	20.805	258	20.377	212	258
2	1:24.332	43.614	146	20.614	264	20.104	213	264	23	1:29.713	43.224	133	20.708	259			259
3	1:22.954	42.572	145	20.474	262	19.908	214	262	24	1:58.538	1:17.767	147	20.769	255	20.002	216	255
4	1:23.315	42.647	142	20.665	258	20.003	213	258	25	1:23.119	42.370	145	20.594	257	20.155	211	257
5	1:23.287	42.583	143	20.381	262	20.323	213	262	26	1:23.878	42.930	143	20.798	260	20.150	212	260
6	1:23.656	42.889	140	20.707	272	20.060	214	272	27	1:24.504	43.021	141	20.751	261	20.732	217	261
7	1:23.376	42.684	144	20.356	270	20.336	214	270	28	1:24.045	43.028	141	20.545	268	20.472	213	268
8	1:22.980	42.542	142	20.431	258	20.007	212	258	29	1:23.815	43.213	144	20.616	257	19.986	213	257
9	1:23.394	42.869	144	20.549	259	19.976	211	259	30	1:23.053	42.659	142	20.423	259	19.971	213	259
10	1:23.521	42.835	141	20.505	259	20.181	212	259	31	1:23.001	42.707	146	20.374	259	19.920	213	259
11	1:23.607	42.972	142	20.541	259	20.094	212	259	32	1:23.487	42.637	143	20.325	259	20.525	213	259
12	1:23.606	43.022	140	20.557	264	20.027	212	264	33	1:23.490	42.853	144	20.407	260	20.230	213	260
13	1:23.697	43.003	143	20.461	270	20.233	212	270	34	1:23.169	42.841	144	20.316	270	20.012	216	270
14	1:23.844	43.010	137	20.581	262	20.253	212	262	35	1:23.337	42.799	144	20.398	270	20.140	213	270
15	1:23.886	42.974	140	20.708	260	20.204	213	260	36	1:23.910	42.935	144	20.367	272	20.608	214	272
16	1:24.120	43.229	142	20.665	260	20.226	211	260	37	1:23.633	42.887	147	20.589	257	20.157	212	257
17	1:24.007	43.022	137	20.568	269	20.417	214	269	38	1:23.347	42.850	145	20.494	258	20.003	212	258
18	1:24.254	43.180	139	20.715	258	20.359	210	258	39	1:23.166	42.786	143	20.372	267	20.008	214	267
19	1:24.265	43.268	141	20.642	259	20.355	211	259	40	1:23.467	42.819	143	20.405	269	20.243	213	269
20	1:24.236	43.322	141	20.652	260	20.262	211	260	41	1:25.769	43.490	145	20.718	272	21.561	213	272
21	1:24.345	43.238	141	20.759	258	20.348	211	258									

DTM Nürburgring

Nürburgring, length 3629 m

13. - 15.09.2019

DTM



Lap Analysis race 1, 14.09.2019

DMSB-Reg.No.: 247/19

7 Bruno Spengler , BMW Bank M4 DTM / CAN									theoretical besttime: 1:21.722								
Lap	Time	S1	V1	S2	V2	S3	V3	Vmax	Lap	Time	S1	V1	S2	V2	S3	V3	Vmax
1	1:26.085	45.774	148	20.473	257	19.838	212	257	22	1:22.655	42.277	144	20.598	255	19.780	211	255
2	1:21.972	42.006	147	20.304	258	19.662	212	258	23	1:22.844	42.410	142	20.521	257	19.913	210	257
3	1:21.905	42.099	147	20.099	270	19.707	213	270	24	1:22.939	42.559	144	20.508	255	19.872	212	255
4	1:21.900	42.055	146	20.054	269	19.791	214	269	25	1:23.376	42.488	142	20.549	255	20.339	211	255
5	1:22.264	42.178	146	20.193	269	19.893	213	269	26	1:23.222	42.506	143	20.592	255	20.124	210	255
6	1:22.573	42.299	144	20.185	268	20.089	213	268	27	1:23.331	42.645	142	20.622	255	20.064	211	255
7	1:23.264	42.912	144	20.468	257	19.884	212	257	28	1:23.442	42.701	143	20.631	255	20.110	209	255
8	1:22.799	42.428	145	20.411	256	19.960	211	256	29	1:23.745	42.797	141	20.692	255	20.256	209	255
9	1:24.597	42.777	145	20.569	257	21.251	212	257	30	1:23.903	42.996	141	20.636	255	20.271	210	255
10	1:23.503	42.764	144	20.672	256	20.067	209	256	31	1:24.058	42.988	142	20.700	257	20.370	209	257
11	1:23.458	42.807	144	20.566	257	20.085	211	257	32	1:23.515	42.885	142	20.555	257	20.075	210	257
12	1:23.379	42.819	144	20.611	257	19.949	211	257	33	1:23.845	42.876	143	20.702	257	20.267	210	257
13	1:23.246	42.659	144	20.535	257	20.052	211	257	34	1:23.866	43.144	142	20.587	258	20.135	210	258
14	1:23.294	42.730	142	20.563	257	20.001	211	257	35	1:24.020	43.156	142	20.658	257	20.206	210	257
15	1:23.321	42.745	141	20.583	257	19.993	210	257	36	1:24.034	43.140	142	20.730	257	20.164	211	257
16	1:23.310	42.679	143	20.611	257	20.020	210	257	37	1:23.689	43.027	143	20.521	266	20.141	212	266
17	1:23.377	42.787	141	20.614	256	19.976	211	256	38	1:23.605	42.999	142	20.460	266	20.146	212	266
18	1:23.625	42.836	141	20.618	257	20.171	209	257	39	1:23.423	42.901	144	20.432	267	20.090	213	267
19	1:29.248	43.014	142	20.731	256			256	40	1:23.571	42.920	143	20.427	266	20.224	211	266
20	1:59.223	1:17.848	145	21.099	255	20.276	211	255	41	1:23.770	43.052	141	20.488	265	20.230	211	265
21	1:23.284	42.763	145	20.634	255	19.887	211	255									


11 Marco Wittmann , Schaeffler BMW M4 DTM / DEU									theoretical besttime: 1:22.030								
Lap	Time	S1	V1	S2	V2	S3	V3	Vmax	Lap	Time	S1	V1	S2	V2	S3	V3	Vmax
1	1:28.102	46.968	143	20.856	258	20.278	211	258	22	1:23.179	42.723	144	20.488	266	19.968	215	266
2	1:22.878	42.493	146	20.360	259	20.025	211	259	23	1:22.959	42.501	140	20.433	267	20.025	216	267
3	1:22.574	42.313	143	20.390	258	19.871	211	258	24	1:23.653	42.994	142	20.580	266	20.079	215	266
4	1:22.249	42.304	145	20.170	267	19.775	215	267	25	1:23.951	43.419	142	20.464	265	20.068	215	265
5	1:22.299	42.085	144	20.287	267	19.927	216	267	26	1:23.318	42.697	141	20.665	255	19.956	209	255
6	1:22.818	42.337	143	20.521	257	19.960	210	257	27	1:23.543	43.001	143	20.677	255	19.865	211	255
7	1:22.856	42.442	143	20.469	255	19.945	210	255	28	1:23.248	42.658	143	20.549	255	20.041	210	255
8	1:23.045	42.480	142	20.462	255	20.103	210	255	29	1:23.662	42.834	141	20.658	256	20.170	209	256
9	1:23.151	42.608	142	20.543	257	20.000	210	257	30	1:23.706	42.890	141	20.620	257	20.196	210	257
10	1:23.572	42.757	141	20.655	257	20.160	209	257	31	1:23.655	42.938	139	20.610	258	20.107	209	258
11	1:23.556	42.863	142	20.559	258	20.134	210	258	32	1:23.424	42.898	141	20.483	258	20.043	209	258
12	1:23.599	42.886	140	20.460	267	20.253	214	267	33	1:23.615	42.930	142	20.482	258	20.203	209	258
13	1:23.510	42.777	143	20.650	257	20.083	209	257	34	1:23.760	43.028	143	20.575	258	20.157	209	258
14	1:23.397	42.897	142	20.596	257	19.904	210	257	35	1:23.978	43.252	139	20.599	258	20.127	209	258
15	1:23.061	42.637	143	20.459	257	19.965	210	257	36	1:23.909	43.184	142	20.637	257	20.088	212	257
16	1:23.151	42.661	142	20.537	257	19.953	210	257	37	1:23.739	43.028	141	20.589	266	20.122	214	266
17	1:22.926	42.561	140	20.365	266	20.000	214	266	38	1:24.222	43.166	140	20.777	254	20.279	209	254
18	1:24.089	42.557	139	20.442	266	21.090	213	266	39	1:24.176	43.346	140	20.694	254	20.136	209	254
19	1:23.810	43.115	140	20.485	266	20.210	215	266	40	1:24.198	43.212	141	20.727	254	20.259	209	254
20	1:28.867	43.015	142	20.558	257			257	41	1:24.396	43.319	140	20.721	255	20.356	208	255
21	1:59.191	1:17.056	147	20.841	256	21.294	212	256									

DTM Nürburgring

Nürburgring, length 3629 m

13. - 15.09.2019

DTM



Lap Analysis race 1, 14.09.2019

DMSB-Reg.No.: 247/19

16 Timo Glock , JIVS BMW M4 DTM / DEU

theoretical besttime: 1:22.491

Lap	Time	S1	V1	S2	V2	S3	V3	Vmax	Lap	Time	S1	V1	S2	V2	S3	V3	Vmax
1	1:29.987	47.888	140	21.462	260	20.637	209	260	22	1:58.598	1:17.497	143	20.864	255	20.237	211	255
2	1:23.225	42.626	146	20.388	262	20.211	211	262	23	1:23.272	42.836	143	20.441	267	19.995	211	267
3	1:22.548	42.279	145	20.334	260	19.935	211	260	24	1:23.828	42.803	141	20.724	254	20.301	210	254
4	1:23.056	42.246	146	20.566	257	20.244	211	257	25	1:24.206	43.004	142	20.792	255	20.410	209	255
5	1:22.750	42.333	144	20.352	270	20.065	213	270	26	1:23.995	43.119	141	20.745	255	20.131	210	255
6	1:23.137	42.420	144	20.532	258	20.185	210	258	27	1:23.813	42.901	141	20.730	255	20.182	209	255
7	1:23.319	42.797	144	20.352	266	20.170	212	266	28	1:23.887	43.036	141	20.649	255	20.202	209	255
8	1:23.487	42.692	141	20.656	257	20.139	210	257	29	1:23.966	42.995	143	20.646	256	20.325	209	256
9	1:23.753	42.998	145	20.327	270	20.428	212	270	30	1:23.955	42.881	140	20.722	255	20.352	209	255
10	1:23.582	42.703	143	20.584	257	20.295	210	257	31	1:24.009	43.110	142	20.563	257	20.336	209	257
11	1:23.489	43.010	144	20.355	268	20.124	212	268	32	1:23.758	43.075	144	20.526	258	20.157	209	258
12	1:23.721	42.928	142	20.647	257	20.146	210	257	33	1:23.763	43.016	141	20.573	258	20.174	210	258
13	1:23.326	42.899	142	20.385	268	20.042	212	268	34	1:23.491	42.983	142	20.310	270	20.198	211	270
14	1:23.734	43.000	142	20.469	267	20.265	212	267	35	1:23.954	43.099	141	20.619	257	20.236	209	257
15	1:23.773	42.819	142	20.692	256	20.262	210	256	36	1:23.812	43.148	143	20.469	269	20.195	212	269
16	1:23.707	42.948	140	20.675	256	20.084	210	256	37	1:24.197	43.045	143	20.756	257	20.396	211	257
17	1:23.979	43.038	143	20.601	257	20.340	210	257	38	1:23.773	43.216	144	20.433	267	20.124	212	267
18	1:23.722	43.006	140	20.402	268	20.314	211	268	39	1:24.035	43.054	141	20.631	267	20.350	211	267
19	1:24.236	43.186	140	20.809	257	20.241	211	257	40	1:24.689	43.453	142	20.742	257	20.494	209	257
20	1:23.728	42.997	142	20.600	257	20.131	210	257	41	1:26.302	43.967	139	20.930	255	21.405	210	255
21	1:29.055	43.071	140	20.699	257			257									

21 Pietro Fittipaldi , WRT Audi RS 5 DTM / BRA

theoretical besttime: 1:22.711


Lap	Time	S1	V1	S2	V2	S3	V3	Vmax	Lap	Time	S1	V1	S2	V2	S3	V3	Vmax
1	1:31.047	48.322	143	21.168	255	21.557	211	255	22	1:24.227	43.096	139	20.671	262	20.460	211	262
2	1:24.465	43.899	144	20.595	261	19.971	213	261	23	1:24.636	43.671	139	20.625	260	20.340	211	260
3	1:22.905	42.653	144	20.315	262	19.937	212	262	24	1:25.707	43.822	140	21.195	260	20.690	213	260
4	1:24.160	42.918	146	20.932	260	20.310	211	260	25	1:25.226	43.758	139	20.929	259	20.539	210	259
5	1:23.164	42.698	144	20.438	262	20.028	213	262	26	1:25.042	43.800	140	20.816	257	20.426	210	257
6	1:23.652	42.898	142	20.600	264	20.154	211	264	27	1:25.740	44.185	137	20.977	257	20.578	211	257
7	1:29.224	42.792	145	20.569	260			260	28	1:25.442	43.786	139	21.017	259	20.639	210	259
8	1:57.536	1:16.567	142	20.803	254	20.166	209	254	29	1:25.184	43.779	139	20.811	257	20.594	211	257
9	1:22.958	42.459	146	20.447	255	20.052	209	255	30	1:25.244	43.914	135	20.832	258	20.498	211	258
10	1:23.404	42.642	141	20.664	256	20.098	209	256	31	1:25.125	43.731	138	20.875	258	20.519	209	258
11	1:24.044	42.722	143	20.643	257	20.679	209	257	32	1:24.811	43.674	140	20.722	258	20.415	210	258
12	1:23.646	42.957	142	20.583	255	20.106	209	255	33	1:24.816	43.568	138	20.749	257	20.499	210	257
13	1:23.461	42.822	139	20.580	258	20.059	211	258	34	1:24.826	43.760	140	20.739	259	20.327	209	259
14	1:23.636	42.877	142	20.519	257	20.240	210	257	35	1:24.908	43.524	137	20.946	259	20.438	210	259
15	1:23.936	42.994	142	20.611	259	20.331	210	259	36	1:26.103	43.610	141	21.197	254	21.296	209	254
16	1:24.035	43.062	142	20.622	257	20.351	209	257	37	1:25.910	44.027	138	21.141	257	20.742	209	257
17	1:24.322	43.178	141	20.706	256	20.438	211	256	38	1:25.775	44.015	138	21.081	257	20.679	210	257
18	1:24.101	43.031	143	20.631	258	20.439	213	258	39	1:25.224	43.726	140	20.997	257	20.501	210	257
19	1:24.400	43.564	143	20.599	260	20.237	211	260	40	1:27.489	45.901	136	21.079	256	20.509	209	256
20	1:23.993	43.168	141	20.617	260	20.208	211	260	41	1:26.424	44.283	138	21.277	257	20.864	210	257
21	1:24.311	43.373	142	20.689	259	20.249	211	259									

DTM Nürburgring

Nürburgring, length 3629 m

13. - 15.09.2019

DTM



Lap Analysis race 1, 14.09.2019

DMSB-Reg.No.: 247/19

23 Daniel Juncadella , Aston Martin Vantage DTM / ESP

theoretical besttime: 1:22.544

Lap	Time	S1	V1	S2	V2	S3	V3	Vmax	Lap	Time	S1	V1	S2	V2	S3	V3	Vmax
1	1:29.332	47.603	139	21.160	256	20.569	208	256	22	1:23.711	42.924	141	20.521	258	20.266	209	258
2	1:23.379	42.636	140	20.562	255	20.181	209	255	23	1:23.616	43.043	140	20.418	267	20.155	212	267
3	1:22.613	42.403	143	20.249	264	19.961	211	264	24	1:24.341	43.343	142	20.509	270	20.489	212	270
4	1:22.614	42.334	143	20.298	263	19.982	210	263	25	1:23.934	42.905	138	20.460	264	20.569	211	264
5	1:23.082	42.425	143	20.504	255	20.153	209	255	26	1:24.171	43.418	139	20.424	265	20.329	211	265
6	1:23.175	42.714	141	20.357	264	20.104	210	264	27	1:24.001	42.904	141	20.686	257	20.411	209	257
7	1:23.427	42.800	138	20.471	263	20.156	210	263	28	1:23.974	43.112	139	20.597	255	20.265	210	255
8	1:23.467	42.811	141	20.410	263	20.246	210	263	29	1:24.082	43.100	140	20.606	257	20.376	209	257
9	1:24.568	42.893	141	20.640	257	21.035	209	257	30	1:24.001	43.259	137	20.472	266	20.270	211	266
10	1:24.097	43.146	137	20.722	256	20.229	209	256	31	1:23.915	43.083	140	20.586	258	20.246	209	258
11	1:23.955	43.048	140	20.633	257	20.274	208	257	32	1:23.890	43.155	142	20.486	260	20.249	209	260
12	1:23.769	43.060	140	20.436	266	20.273	210	266	33	1:24.038	43.108	139	20.460	257	20.470	209	257
13	1:23.941	43.012	140	20.594	256	20.335	207	256	34	1:23.882	43.239	141	20.440	260	20.203	209	260
14	1:28.906	43.086	139	20.690	254			254	35	1:23.964	43.134	141	20.540	258	20.290	209	258
15	2:00.392	1:19.296	140	20.916	253	20.180	209	253	36	1:24.798	43.204	140	20.573	259	21.021	210	259
16	1:23.054	42.615	145	20.419	254	20.020	210	254	37	1:24.397	43.404	143	20.642	257	20.351	210	257
17	1:23.552	42.638	141	20.795	254	20.119	208	254	38	1:24.161	43.307	139	20.583	258	20.271	210	258
18	1:23.376	42.576	143	20.690	257	20.110	209	257	39	1:23.844	43.098	141	20.524	256	20.222	209	256
19	1:23.420	42.620	140	20.496	255	20.304	208	255	40	1:23.681	43.006	143	20.418	266	20.257	211	266
20	1:23.534	42.873	140	20.534	257	20.127	209	257	41	1:24.536	43.292	142	20.669	258	20.575	209	258
21	1:23.693	42.838	140	20.567	257	20.288	209	257									

25 Philipp Eng , ZF BMW M4 DTM / AUT

theoretical besttime: 1:22.371


Lap	Time	S1	V1	S2	V2	S3	V3	Vmax	Lap	Time	S1	V1	S2	V2	S3	V3	Vmax
1	1:30.741	49.012	144	20.969	259	20.760	209	259	22	1:25.458	43.332	142	21.437	250	20.689	209	250
2	1:23.159	42.517	145	20.456	257	20.186	211	257	23	1:25.479	44.050	115	21.091	258	20.338	209	258
3	1:23.249	42.851	145	20.317	266	20.081	210	266	24	1:25.146	43.466	140	20.787	255	20.893	209	255
4	1:22.961	42.256	144	20.411	260	20.294	210	260	25	1:25.085	43.512	141	20.942	255	20.631	209	255
5	1:23.165	42.550	143	20.594	257	20.021	211	257	26	1:25.238	43.820	141	20.887	255	20.531	209	255
6	1:23.284	42.669	143	20.564	257	20.051	209	257	27	1:24.937	43.508	142	20.889	255	20.540	209	255
7	1:23.118	42.642	141	20.429	266	20.047	213	266	28	1:25.224	43.738	141	20.902	254	20.584	208	254
8	1:23.586	42.700	142	20.666	255	20.220	209	255	29	1:25.809	44.250	139	21.069	255	20.490	209	255
9	1:28.656	42.910	143	20.537	266			266	30	1:24.616	43.555	141	20.679	265	20.382	213	265
10	1:57.324	1:16.693	145	20.715	253	19.916	210	253	31	1:24.328	43.193	142	20.768	256	20.367	207	256
11	1:22.921	42.491	146	20.593	253	19.837	210	253	32	1:24.709	43.422	143	20.702	257	20.585	209	257
12	1:22.908	42.515	145	20.588	254	19.805	210	254	33	1:26.075	44.801	139	20.919	258	20.355	208	258
13	1:22.884	42.535	144	20.551	255	19.798	209	255	34	1:24.397	43.575	142	20.615	267	20.207	212	267
14	1:23.271	42.710	144	20.532	256	20.029	209	256	35	1:24.836	43.432	142	20.974	255	20.430	208	255
15	1:23.384	42.765	143	20.561	255	20.058	209	255	36	1:24.551	43.469	143	20.779	256	20.303	209	256
16	1:23.556	42.935	143	20.587	255	20.034	209	255	37	1:24.654	43.784	142	20.676	264	20.194	212	264
17	1:23.414	42.857	142	20.549	255	20.008	210	255	38	1:24.034	43.217	142	20.564	264	20.253	210	264
18	1:23.401	42.719	144	20.578	256	20.104	208	256	39	1:24.126	43.249	143	20.596	264	20.281	213	264
19	1:23.634	42.866	143	20.570	257	20.198	209	257	40	1:24.474	43.521	143	20.639	264	20.314	211	264
20	1:24.153	43.259	142	20.636	256	20.258	209	256	41	1:24.926	43.552	138	20.864	255	20.510	209	255
21	1:24.568	43.297	142	20.788	255	20.483	209	255									

DTM Nürburgring

Nürburgring, length 3629 m

13. - 15.09.2019

DTM



Lap Analysis race 1, 14.09.2019

DMSB-Reg.No.: 247/19

27 Jonathan Aberdein , WRT Audi RS 5 DTM / RSA

theoretical besttime: 1:21.741

Lap	Time	S1	V1	S2	V2	S3	V3	Vmax	Lap	Time	S1	V1	S2	V2	S3	V3	Vmax
1	1:26.401	46.160	144	20.410	258	19.831	213	258	22	1:23.913	43.473	139	20.311	270	20.129	213	270
2	1:22.330	42.374	143	20.118	259	19.838	212	259	23	1:23.514	42.994	138	20.426	260	20.094	211	260
3	1:21.784	42.080	143	20.144	259	19.560	212	259	24	1:23.435	42.888	139	20.464	258	20.083	213	258
4	1:21.978	42.063	144	20.185	259	19.730	213	259	25	1:24.253	43.154	136	20.357	269	20.742	215	269
5	1:22.194	42.215	143	20.171	260	19.808	212	260	26	1:23.735	43.226	137	20.391	267	20.118	213	267
6	1:22.986	42.497	141	20.491	258	19.998	211	258	27	1:23.558	42.939	134	20.554	257	20.065	213	257
7	1:22.662	42.577	140	20.127	269	19.958	214	269	28	1:24.079	43.158	134	20.666	258	20.255	210	258
8	1:22.952	42.612	141	20.335	258	20.005	210	258	29	1:24.210	43.213	133	20.712	257	20.285	209	257
9	1:24.973	42.721	139	20.199	275	22.053	213	275	30	1:24.089	43.212	136	20.617	257	20.260	209	257
10	1:23.835	43.340	140	20.325	272	20.170	214	272	31	1:24.019	43.371	137	20.559	258	20.089	210	258
11	1:23.654	43.078	140	20.486	259	20.090	215	259	32	1:23.678	43.053	137	20.476	258	20.149	209	258
12	1:29.284	42.873	137	20.569	259			259	33	1:23.840	43.213	138	20.508	259	20.119	210	259
13	1:59.130	1:18.009	139	21.044	255	20.077	211	255	34	1:23.848	43.320	140	20.453	262	20.075	209	262
14	1:23.733	43.605	140	20.395	256	19.733	211	256	35	1:24.206	43.346	136	20.649	258	20.211	209	258
15	1:22.555	42.414	140	20.425	255	19.716	211	255	36	1:24.105	43.258	136	20.679	258	20.168	213	258
16	1:22.891	42.534	137	20.411	257	19.946	210	257	37	1:23.909	43.119	136	20.555	268	20.235	211	268
17	1:23.036	42.624	137	20.453	256	19.959	213	256	38	1:24.028	43.244	135	20.545	268	20.239	212	268
18	1:23.013	42.529	138	20.420	257	20.064	210	257	39	1:24.411	43.351	134	20.712	267	20.348	213	267
19	1:24.956	43.175	138	20.519	258	21.262	209	258	40	1:24.812	43.238	132	21.026	257	20.548	209	257
20	1:24.668	44.087	136	20.499	259	20.082	211	259	41	1:25.677	43.766	134	21.030	257	20.881	207	257
21	1:23.896	42.770	142	20.290	270	20.836	215	270									

28 Loic Duval , MASCOT WORKWEAR Audi RS 5 DTM / FRA

theoretical besttime: 1:22.014


Lap	Time	S1	V1	S2	V2	S3	V3	Vmax	Lap	Time	S1	V1	S2	V2	S3	V3	Vmax
1	1:27.593	46.674	144	20.806	257	20.113	211	257	22	1:24.189	43.465	139	20.638	261	20.086	212	261
2	1:22.844	42.543	147	20.394	260	19.907	212	260	23	1:23.597	42.859	142	20.526	260	20.212	211	260
3	1:22.213	42.141	145	20.279	258	19.793	211	258	24	1:23.333	42.848	142	20.317	269	20.168	218	269
4	1:22.169	42.173	143	20.254	258	19.742	213	258	25	1:25.743	43.090	142	20.649	259	22.004	208	259
5	1:22.330	42.071	144	20.329	258	19.930	212	258	26	1:24.181	43.357	139	20.600	258	20.224	211	258
6	1:22.577	42.386	142	20.338	257	19.853	212	257	27	1:23.716	43.050	142	20.515	260	20.151	211	260
7	1:22.774	42.374	141	20.426	258	19.974	211	258	28	1:23.587	42.833	142	20.564	258	20.190	211	258
8	1:23.093	42.551	141	20.461	257	20.081	211	257	29	1:23.993	43.000	141	20.630	260	20.363	211	260
9	1:23.198	42.630	142	20.463	258	20.105	212	258	30	1:23.933	43.113	139	20.524	260	20.296	211	260
10	1:23.947	43.251	144	20.575	259	20.121	211	259	31	1:23.930	43.174	141	20.430	268	20.326	213	268
11	1:23.693	42.940	140	20.620	258	20.133	211	258	32	1:23.864	43.096	145	20.524	261	20.244	212	261
12	1:23.550	42.945	141	20.498	259	20.107	212	259	33	1:23.711	43.163	142	20.298	270	20.250	214	270
13	1:28.825	42.835	141	20.201	270			270	34	1:24.301	43.329	146	20.622	261	20.350	211	261
14	2:01.392	1:20.017	143	20.894	258	20.481	213	258	35	1:24.053	43.282	142	20.442	269	20.329	213	269
15	1:23.244	42.849	144	20.406	259	19.989	211	259	36	1:24.542	43.437	145	20.553	270	20.552	214	270
16	1:23.101	42.464	143	20.548	257	20.089	210	257	37	1:25.155	43.314	144	20.501	272	21.340	215	272
17	1:23.285	42.724	142	20.574	257	19.987	211	257	38	1:24.276	43.415	141	20.524	267	20.337	212	267
18	1:22.796	42.546	143	20.344	266	19.906	215	266	39	1:24.137	43.150	140	20.639	258	20.348	211	258
19	1:22.820	42.384	140	20.306	267	20.130	213	267	40	1:24.418	43.316	142	20.728	257	20.374	211	257
20	1:24.261	43.251	136	20.874	268	20.136	215	268	41	1:24.975	43.531	140	20.499	270	20.945	211	270
21	1:23.512	42.613	143	20.545	260	20.354	212	260									

DTM Nürburgring

Nürburgring, length 3629 m

13. - 15.09.2019

DTM



Lap Analysis race 1, 14.09.2019

DMSB-Reg.No.: 247/19

31 Sheldon Van der Linde , Shell BMW M4 DTM / RSA

theoretical besttime: 1:21.790

Lap	Time	S1	V1	S2	V2	S3	V3	Vmax	Lap	Time	S1	V1	S2	V2	S3	V3	Vmax
1	1:27.101	46.439	143	20.666	256	19.996	211	256	22	1:23.977	43.001	143	20.790	258	20.186	211	258
2	1:22.546	42.377	145	20.356	257	19.813	211	257	23	1:23.777	42.899	143	20.678	258	20.200	210	258
3	1:22.094	42.094	144	20.322	257	19.678	211	257	24	1:23.673	42.921	140	20.645	257	20.107	212	257
4	1:21.936	42.039	143	20.073	267	19.824	212	267	25	1:24.387	43.005	142	20.465	267	20.917	213	267
5	1:22.426	42.128	144	20.423	257	19.875	211	257	26	1:25.037	43.822	140	20.829	258	20.386	210	258
6	1:22.533	42.353	145	20.279	266	19.901	211	266	27	1:24.157	43.248	140	20.736	257	20.173	210	257
7	1:22.902	42.491	142	20.476	256	19.935	210	256	28	1:23.987	43.118	142	20.649	255	20.220	210	255
8	1:23.049	42.571	142	20.517	255	19.961	210	255	29	1:23.908	43.058	142	20.609	266	20.241	215	266
9	1:23.598	42.553	144	20.522	257	20.523	210	257	30	1:23.603	42.969	139	20.527	266	20.107	214	266
10	1:23.618	42.983	142	20.535	264	20.100	213	264	31	1:23.713	43.032	140	20.403	267	20.278	215	267
11	1:23.608	42.822	142	20.667	257	20.119	213	257	32	1:24.023	43.090	143	20.708	258	20.225	209	258
12	1:23.605	42.838	142	20.579	257	20.188	210	257	33	1:24.062	43.189	142	20.664	258	20.209	211	258
13	1:29.136	42.955	140	20.564	257			257	34	1:23.865	43.006	142	20.624	258	20.235	211	258
14	2:01.758	1:20.376	140	21.091	257	20.291	211	257	35	1:24.270	43.260	141	20.653	258	20.357	209	258
15	1:22.808	42.570	144	20.373	264	19.865	215	264	36	1:24.138	43.315	139	20.634	266	20.189	217	266
16	1:22.899	42.303	145	20.569	255	20.027	210	255	37	1:24.393	43.089	140	20.809	260	20.495	210	260
17	1:23.110	42.541	144	20.634	255	19.935	210	255	38	1:24.922	43.521	140	21.015	257	20.386	211	257
18	1:22.897	42.466	145	20.520	256	19.911	211	256	39	1:24.199	43.147	138	20.820	255	20.232	211	255
19	1:23.051	42.453	145	20.514	257	20.084	211	257	40	1:24.284	43.017	141	20.810	257	20.457	210	257
20	1:25.562	44.006	140	21.062	257	20.494	210	257	41	1:24.730	43.365	137	20.707	258	20.658	209	258
21	1:24.001	42.967	147	20.743	257	20.291	211	257									

33 René Rast , Audi Sport RS 5 DTM / DEU

theoretical besttime: 1:21.260


Lap	Time	S1	V1	S2	V2	S3	V3	Vmax	Lap	Time	S1	V1	S2	V2	S3	V3	Vmax
1	1:23.470	43.689	148	20.155	257	19.626	214	257	22	1:22.527	42.342	143	20.328	259	19.857	212	259
2	1:21.358	41.690	146	20.058	258	19.610	213	258	23	1:22.596	42.410	144	20.271	260	19.915	211	260
3	1:21.419	41.840	146	20.019	258	19.560	212	258	24	1:22.476	42.463	144	20.224	258	19.789	211	258
4	1:21.560	41.939	145	20.010	257	19.611	212	257	25	1:22.798	42.538	140	20.309	257	19.951	211	257
5	1:21.763	41.831	145	20.147	258	19.785	213	258	26	1:23.342	42.795	139	20.467	258	20.080	211	258
6	1:22.213	42.188	143	20.188	257	19.837	210	257	27	1:23.523	42.958	139	20.445	258	20.120	211	258
7	1:22.339	42.241	141	20.316	257	19.782	211	257	28	1:23.745	42.937	140	20.547	257	20.261	211	257
8	1:22.581	42.343	143	20.299	257	19.939	211	257	29	1:23.877	43.091	140	20.534	256	20.252	209	256
9	1:22.453	42.347	145	20.274	257	19.832	211	257	30	1:23.867	43.094	139	20.594	258	20.179	210	258
10	1:22.795	42.599	145	20.263	258	19.933	210	258	31	1:23.931	43.136	139	20.571	259	20.224	210	259
11	1:22.864	42.561	142	20.344	258	19.959	210	258	32	1:23.683	43.069	139	20.437	260	20.177	210	260
12	1:22.959	42.640	143	20.345	258	19.974	210	258	33	1:23.851	43.026	142	20.473	258	20.352	211	258
13	1:22.940	42.663	142	20.377	259	19.900	213	259	34	1:23.851	43.113	140	20.443	260	20.295	210	260
14	1:22.950	42.662	141	20.354	260	19.934	210	260	35	1:23.983	43.237	141	20.485	259	20.261	211	259
15	1:23.209	42.806	142	20.369	259	20.034	210	259	36	1:24.063	43.131	141	20.588	258	20.344	210	258
16	1:28.645	42.927	142	20.425	259			259	37	1:24.304	43.371	141	20.647	260	20.286	211	260
17	1:58.742	1:17.431	138	21.045	257	20.266	211	257	38	1:24.380	43.280	141	20.777	258	20.323	211	258
18	1:22.810	42.475	145	20.470	257	19.865	211	257	39	1:24.399	43.327	138	20.686	257	20.386	211	257
19	1:22.975	42.595	142	20.480	257	19.900	212	257	40	1:24.446	43.441	143	20.589	257	20.416	210	257
20	1:22.685	42.519	143	20.321	259	19.845	211	259	41	1:24.630	43.500	137	20.735	258	20.395	208	258
21	1:22.691	42.612	143	20.326	258	19.753	212	258									

DTM Nürburgring

Nürburgring, length 3629 m

13. - 15.09.2019

DTM



Lap Analysis race 1, 14.09.2019

DMSB-Reg.No.: 247/19

47 Joel Eriksson , CATL BMW M4 DTM / SWE

theoretical besttime: 1:22.410

Lap	Time	S1	V1	S2	V2	S3	V3	Vmax	Lap	Time	S1	V1	S2	V2	S3	V3	Vmax
1	1:28.392	47.290	142	20.818	258	20.284	212	258	22	1:23.476	42.713	141	20.754	255	20.009	210	255
2	1:22.937	42.615	146	20.386	259	19.936	212	259	23	1:23.174	42.595	141	20.621	256	19.958	211	256
3	1:22.677	42.473	144	20.344	259	19.860	215	259	24	1:23.564	42.806	142	20.720	255	20.038	212	255
4	1:22.410	42.227	143	20.326	267	19.857	215	267	25	1:23.995	42.755	141	20.742	256	20.498	210	256
5	1:22.646	42.270	144	20.366	267	20.010	215	267	26	1:24.122	43.266	139	20.673	266	20.183	214	266
6	1:23.062	42.449	142	20.552	258	20.061	210	258	27	1:24.120	43.002	140	20.845	256	20.273	211	256
7	1:24.073	43.424	140	20.667	257	19.982	210	257	28	1:24.133	43.119	140	20.743	256	20.271	210	256
8	1:23.546	42.844	141	20.611	255	20.091	210	255	29	1:23.797	42.983	139	20.575	266	20.239	215	266
9	1:23.562	42.855	142	20.664	257	20.043	210	257	30	1:23.773	42.860	139	20.638	266	20.275	214	266
10	1:23.342	42.756	141	20.466	266	20.120	214	266	31	1:23.801	43.088	140	20.498	267	20.215	213	267
11	1:23.403	42.610	142	20.718	257	20.075	211	257	32	1:23.946	42.962	142	20.721	258	20.263	210	258
12	1:23.804	42.880	142	20.717	257	20.207	211	257	33	1:24.169	43.231	140	20.674	257	20.264	211	257
13	1:23.676	42.939	143	20.627	258	20.110	211	258	34	1:23.864	43.097	139	20.676	259	20.091	211	259
14	1:23.532	42.874	140	20.662	257	19.996	211	257	35	1:24.011	43.153	139	20.647	267	20.211	215	267
15	1:23.611	42.838	140	20.737	257	20.036	211	257	36	1:24.033	42.958	141	20.773	257	20.302	212	257
16	1:23.735	42.895	142	20.666	257	20.174	211	257	37	1:24.031	43.160	140	20.566	267	20.305	214	267
17	1:23.742	42.933	138	20.718	257	20.091	211	257	38	1:24.239	43.046	139	20.745	258	20.448	211	258
18	1:23.927	42.905	141	20.761	257	20.261	210	257	39	1:24.413	43.334	139	20.769	257	20.310	211	257
19	1:24.173	43.237	140	20.807	257	20.129	212	257	40	1:24.274	43.273	138	20.629	266	20.372	215	266
20	1:29.280	43.031	141	20.752	257			257	41	1:24.259	43.152	141	20.673	270	20.434	213	270
21	1:58.849	1:17.732	144	20.919	255	20.198	210	255									

51 Nico Müller , Castrol EDGE Audi RS 5 DTM / CHE

theoretical besttime: 1:21.673


Lap	Time	S1	V1	S2	V2	S3	V3	Vmax	Lap	Time	S1	V1	S2	V2	S3	V3	Vmax
1	1:24.421	44.320	149	20.330	258	19.771	213	258	22	1:23.837	42.931	140	20.559	261	20.347	212	261
2	1:21.802	41.845	148	20.163	262	19.794	213	262	23	1:23.836	43.066	142	20.577	261	20.193	213	261
3	1:27.102	41.989	147	20.176	260			260	24	1:24.055	43.169	140	20.636	260	20.250	212	260
4	1:44.034	1:03.887	148	20.205	259	19.942	213	259	25	1:24.306	43.177	142	20.522	269	20.607	213	269
5	1:22.322	42.231	145	20.297	258	19.794	213	258	26	1:24.305	43.252	138	20.650	270	20.403	214	270
6	1:27.276	42.136	147	20.233	258			258	27	1:24.860	43.156	139	20.637	270	21.067	211	270
7	1:57.734	1:17.101	145	20.633	252	20.000	213	252	28	1:25.883	44.638	130	20.683	268	20.562	215	268
8	1:21.830	41.871	148	20.294	257	19.665	212	257	29	1:24.857	43.514	139	20.634	270	20.709	215	270
9	1:22.047	41.971	146	20.267	259	19.809	213	259	30	1:30.172	43.583	131	20.947	265			265
10	1:22.466	42.175	144	20.355	259	19.936	210	259	31	1:55.652	1:15.329	146	20.324	260	19.999	214	260
11	1:22.811	42.410	144	20.436	257	19.965	211	257	32	1:22.953	42.455	144	20.417	258	20.081	213	258
12	1:22.691	42.359	145	20.350	258	19.982	212	258	33	1:23.375	42.678	143	20.415	258	20.282	210	258
13	1:22.539	42.389	145	20.279	260	19.871	212	260	34	1:23.466	42.860	143	20.467	258	20.139	212	258
14	1:22.701	42.391	143	20.447	259	19.863	211	259	35	1:23.597	42.887	144	20.588	257	20.122	212	257
15	1:22.750	42.411	143	20.326	260	20.013	211	260	36	1:23.117	42.593	145	20.476	258	20.048	213	258
16	1:23.082	42.670	142	20.409	260	20.003	212	260	37	1:23.022	42.608	144	20.373	270	20.041	215	270
17	1:23.131	42.627	142	20.263	269	20.241	213	269	38	1:22.991	42.641	143	20.347	270	20.003	214	270
18	1:23.290	42.764	141	20.302	271	20.224	216	271	39	1:23.205	42.707	143	20.328	268	20.170	214	268
19	1:23.308	42.676	143	20.515	260	20.117	212	260	40	1:23.362	42.781	141	20.372	268	20.209	213	268
20	1:23.635	42.959	142	20.494	262	20.182	213	262	41	1:23.422	42.723	143	20.514	259	20.185	212	259
21	1:23.609	42.894	144	20.541	259	20.174	212	259									

DTM Nürburgring

Nürburgring, length 3629 m

13. - 15.09.2019

DTM



Lap Analysis race 1, 14.09.2019

DMSB-Reg.No.: 247/19

53 Jamie Green , Hoffmann Group Audi RS 5 DTM / GBR

theoretical besttime: 1:22.281

Lap	Time	S1	V1	S2	V2	S3	V3	Vmax	Lap	Time	S1	V1	S2	V2	S3	V3	Vmax
1	1:28.850	47.563	145	20.913	260	20.374	211	260	22	1:23.065	42.487	144	20.524	258	20.054	211	258
2	1:22.882	42.516	145	20.501	257	19.865	212	257	23	1:23.242	42.632	141	20.508	259	20.102	211	259
3	1:22.671	42.528	143	20.173	270	19.970	216	270	24	1:23.622	43.028	141	20.491	258	20.103	211	258
4	1:22.462	42.298	143	20.253	270	19.911	214	270	25	1:25.501	44.037	142	20.843	258	20.621	212	258
5	1:22.782	42.324	146	20.494	260	19.964	211	260	26	1:25.244	44.136	138	20.792	258	20.316	210	258
6	1:22.817	42.493	142	20.291	268	20.033	215	268	27	1:23.624	43.129	141	20.444	267	20.051	213	267
7	1:22.560	42.419	142	20.322	267	19.819	214	267	28	1:23.862	43.002	140	20.663	258	20.197	211	258
8	1:22.972	42.753	143	20.257	266	19.962	213	266	29	1:23.982	43.093	137	20.673	258	20.216	210	258
9	1:23.006	42.573	145	20.562	258	19.871	212	258	30	1:24.076	43.246	140	20.669	258	20.161	214	258
10	1:23.263	42.706	140	20.500	260	20.057	211	260	31	1:23.984	43.108	141	20.621	260	20.255	210	260
11	1:23.418	42.815	142	20.589	260	20.014	212	260	32	1:24.122	43.241	142	20.681	260	20.200	210	260
12	1:29.287	42.946	137	20.528	264			264	33	1:23.884	43.001	141	20.599	259	20.284	209	259
13	1:57.746	1:17.235	146	20.667	254	19.844	211	254	34	1:24.106	43.300	141	20.609	261	20.197	211	261
14	1:23.759	43.376	145	20.413	266	19.970	212	266	35	1:24.273	43.250	140	20.652	260	20.371	209	260
15	1:22.581	42.289	144	20.369	265	19.923	212	265	36	1:24.630	43.602	140	20.778	260	20.250	213	260
16	1:22.885	42.425	143	20.573	257	19.887	210	257	37	1:24.184	43.264	141	20.796	258	20.124	212	258
17	1:23.110	42.439	143	20.631	257	20.040	211	257	38	1:24.414	43.410	141	20.694	257	20.310	211	257
18	1:22.747	42.399	144	20.263	267	20.085	214	267	39	1:24.449	43.372	138	20.765	260	20.312	211	260
19	1:24.571	42.944	143	20.355	274	21.272	214	274	40	1:24.628	43.451	139	20.790	257	20.387	209	257
20	1:23.202	42.821	143	20.399	257	19.982	211	257	41	1:25.897	43.736	138	20.863	258	21.298	209	258
21	1:24.671	43.146	140	20.872	268	20.653	215	268									

62 Ferdinand von Habsburg , Aston Martin Vantage DTM / AUT

theoretical besttime: 1:22.549


Lap	Time	S1	V1	S2	V2	S3	V3	Vmax	Lap	Time	S1	V1	S2	V2	S3	V3	Vmax
1	1:31.276	49.306	145	20.868	261	21.102	211	261	22	1:24.231	43.392	140	20.608	267	20.231	212	267
2	1:23.869	43.515	146	20.458	260	19.896	210	260	23	1:29.860	43.242	137	20.721	260			260
3	1:23.006	42.557	144	20.227	270	20.222	210	270	24	2:00.133	1:18.741	138	21.148	251	20.244	212	251
4	1:23.138	42.464	143	20.501	260	20.173	211	260	25	1:26.124	45.489	145	20.668	255	19.967	210	255
5	1:23.844	42.993	144	20.326	269	20.525	212	269	26	1:23.369	42.853	141	20.553	258	19.963	212	258
6	1:23.463	43.011	138	20.594	266	19.858	213	266	27	1:23.434	42.991	141	20.461	266	19.982	213	266
7	1:24.362	42.720	141	20.592	258	21.050	211	258	28	1:23.278	42.685	141	20.618	257	19.975	211	257
8	1:23.790	42.866	139	20.682	256	20.242	209	256	29	1:23.031	42.684	143	20.336	268	20.011	213	268
9	1:23.515	42.847	142	20.643	257	20.025	210	257	30	1:24.560	43.011	139	20.897	267	20.652	213	267
10	1:23.334	42.869	141	20.393	267	20.072	212	267	31	1:24.016	43.254	143	20.629	261	20.133	211	261
11	1:23.538	42.895	140	20.578	258	20.065	210	258	32	1:23.934	43.156	144	20.443	270	20.335	212	270
12	1:23.527	42.909	140	20.557	259	20.061	211	259	33	1:24.310	43.642	139	20.537	268	20.131	211	268
13	1:23.595	42.865	141	20.658	259	20.072	211	259	34	1:23.932	43.139	138	20.646	260	20.147	211	260
14	1:23.676	42.983	141	20.580	267	20.113	212	267	35	1:23.890	43.088	142	20.548	260	20.254	210	260
15	1:23.865	42.992	137	20.758	257	20.115	210	257	36	1:23.609	43.167	140	20.413	267	20.029	213	267
16	1:24.033	43.201	138	20.696	258	20.136	209	258	37	1:23.281	42.645	140	20.570	259	20.066	211	259
17	1:24.215	43.228	137	20.730	258	20.257	210	258	38	1:23.736	43.100	140	20.606	257	20.030	211	257
18	1:24.681	43.459	138	20.765	259	20.457	209	259	39	1:23.876	43.005	137	20.666	257	20.205	210	257
19	1:24.509	43.244	139	20.788	259	20.477	210	259	40	1:23.699	43.096	142	20.535	258	20.068	210	258
20	1:24.321	43.468	139	20.635	260	20.218	211	260	41	1:23.714	42.949	139	20.546	258	20.219	211	258
21	1:24.463	43.397	138	20.795	258	20.271	210	258									

DTM Nürburgring

Nürburgring, length 3629 m

13. - 15.09.2019

DTM



Lap Analysis race 1, 14.09.2019

DMSB-Reg.No.: 247/19

76 Jake Dennis , Aston Martin Vantage DTM / GBR

theoretical besttime: 1:22.954

Lap	Time	S1	V1	S2	V2	S3	V3	Vmax	Lap	Time	S1	V1	S2	V2	S3	V3	Vmax
1	1:31.163	48.802	143	20.810	260	21.551	210	260	14	1:23.828	42.973	140	20.542	267	20.313	213	267
2	1:23.552	42.998	146	20.410	257	20.144	213	257	15	1:23.919	42.982	140	20.700	258	20.237	209	258
3	1:22.966	42.605	143	20.335	267	20.026	213	267	16	1:23.885	43.144	144	20.467	267	20.274	212	267
4	1:23.232	42.600	144	20.382	259	20.250	210	259	17	1:24.194	43.173	138	20.612	258	20.409	211	258
5	1:23.632	42.993	143	20.526	259	20.113	210	259	18	1:25.272	44.034	141	20.836	260	20.402	211	260
6	1:23.123	42.623	142	20.469	266	20.031	212	266	19	1:24.409	43.368	140	20.749	260	20.292	211	260
7	1:23.350	42.691	140	20.545	257	20.114	210	257	20	1:24.368	43.312	140	20.735	260	20.321	211	260
8	1:23.418	42.821	143	20.430	266	20.167	211	266	21	1:24.326	43.307	143	20.690	260	20.329	210	260
9	1:23.588	42.866	141	20.642	258	20.080	210	258	22	1:29.767	43.022	144	20.612	260			260
10	1:23.656	43.100	143	20.418	266	20.138	213	266	23	1:59.267	1:18.399	141	20.849	258	20.019	211	258
11	1:23.820	43.017	141	20.585	258	20.218	210	258	24	1:24.669	43.031	143	21.369	261	20.269	213	261
12	1:23.534	43.092	141	20.348	268	20.094	213	268	25	1:36.095	43.039	140	20.881	257			257
13	1:23.848	43.049	141	20.646	260	20.153	210	260									

99 Mike Rockenfeller , Akrapovic Audi RS 5 DTM / DEU

theoretical besttime: 1:21.790


Lap	Time	S1	V1	S2	V2	S3	V3	Vmax	Lap	Time	S1	V1	S2	V2	S3	V3	Vmax
1	1:25.256	44.904	147	20.439	256	19.913	211	256	14	1:22.850	42.470	141	20.497	258	19.883	211	258
2	1:22.265	42.068	146	20.269	258	19.928	211	258	15	1:23.058	42.629	141	20.505	258	19.924	211	258
3	1:21.986	42.096	141	20.147	269	19.743	214	269	16	1:28.586	42.688	139	20.545	258			258
4	1:21.915	41.901	143	20.213	259	19.801	211	259	17	1:58.523	1:17.512	141	20.918	255	20.093	211	255
5	1:22.243	42.090	144	20.285	258	19.868	210	258	18	1:22.861	42.422	145	20.460	257	19.979	211	257
6	1:22.708	42.291	144	20.397	257	20.020	209	257	19	1:22.363	42.189	144	20.387	258	19.787	211	258
7	1:22.598	42.404	142	20.394	257	19.800	210	257	20	1:22.404	42.342	144	20.320	257	19.742	211	257
8	1:22.675	42.341	142	20.381	257	19.953	209	257	21	1:22.417	42.181	144	20.444	256	19.792	211	256
9	1:22.732	42.459	141	20.412	258	19.861	210	258	22	1:22.277	42.169	144	20.315	258	19.793	211	258
10	1:23.003	42.603	141	20.467	258	19.933	211	258	23	1:22.271	42.187	142	20.306	258	19.778	211	258
11	1:22.915	42.517	142	20.429	258	19.969	209	258	24	1:22.357	42.214	143	20.296	258	19.847	211	258
12	1:22.863	42.475	141	20.451	257	19.937	211	257	25	1:51.625	42.704	138	20.525	257			257
13	1:22.786	42.482	140	20.426	258	19.878	211	258									

DTM Nürburgring

Nürburgring, length 3629 m

13. - 15.09.2019

DTM



DTM

Best Sector Times race 1

DMSB-Reg.No.: 247/19


Pos.	sector 1			sector 2			sector 3			theoretical and best lap time				
	No	Driver	Time	No	Driver	Time	No	Driver	Time	No	Driver	theoretical	Best	Pos
1	33	Rast R.	41.690	33	Rast R.	20.010	33	Rast R.	19.560	33	Rast R.	1:21.260	1:21.358	
2	51	Müller N.	41.845	7	Spengler B.	20.054	27	Aberdein J.	19.560	51	Müller N.	1:21.673	1:21.802	
3	99	Rockenfeller M.	41.901	31	Van der Linde S.	20.073	7	Spengler B.	19.662	7	Spengler B.	1:21.722	1:21.900	
4	7	Spengler B.	42.006	27	Aberdein J.	20.118	51	Müller N.	19.665	27	Aberdein J.	1:21.741	1:21.784	
5	31	Van der Linde S.	42.039	99	Rockenfeller M.	20.147	31	Van der Linde S.	19.678	31	Van der Linde S.	1:21.790	1:21.936	
6	27	Aberdein J.	42.063	51	Müller N.	20.163	99	Rockenfeller M.	19.742	99	Rockenfeller M.	1:21.790	1:21.915	
7	28	Duval L.	42.071	11	Wittmann M.	20.170	28	Duval L.	19.742	28	Duval L.	1:22.014	1:22.169	
8	11	Wittmann M.	42.085	53	Green J.	20.173	11	Wittmann M.	19.775	11	Wittmann M.	1:22.030	1:22.249	
9	47	Eriksson J.	42.227	28	Duval L.	20.201	25	Eng P.	19.798	53	Green J.	1:22.281	1:22.462	
10	16	Glock T.	42.246	62	von Habsburg F.	20.227	53	Green J.	19.819	25	Eng P.	1:22.371	1:22.884	
11	25	Eng P.	42.256	23	Juncadella D.	20.249	3	Di Resta P.	19.837	47	Eriksson J.	1:22.410	1:22.410	
12	53	Green J.	42.289	16	Glock T.	20.310	47	Eriksson J.	19.857	16	Glock T.	1:22.491	1:22.548	
13	23	Juncadella D.	42.334	21	Fittipaldi P.	20.315	62	von Habsburg F.	19.858	23	Juncadella D.	1:22.544	1:22.613	
14	4	Frijns R.	42.370	4	Frijns R.	20.316	4	Frijns R.	19.908	62	von Habsburg F.	1:22.549	1:23.006	
15	3	Di Resta P.	42.433	25	Eng P.	20.317	16	Glock T.	19.935	4	Frijns R.	1:22.594	1:22.954	
16	21	Fittipaldi P.	42.459	47	Eriksson J.	20.326	21	Fittipaldi P.	19.937	3	Di Resta P.	1:22.646	1:22.923	
17	62	von Habsburg F.	42.464	76	Dennis J.	20.335	23	Juncadella D.	19.961	21	Fittipaldi P.	1:22.711	1:22.905	
18	76	Dennis J.	42.600	3	Di Resta P.	20.376	76	Dennis J.	20.019	76	Dennis J.	1:22.954	1:22.966	

DTM Nürburgring

Nürburgring, length 3629 m

13. - 15.09.2019

DTM



DTM

Topspeed race 1, 14.09.2019

DMSB-Reg.No.: 247/19

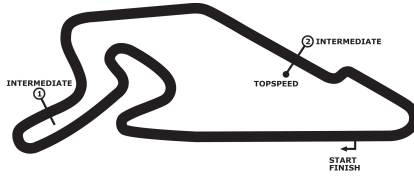
Car No.	Driver	Make	Speed km/h
27	Jonathan Aberdein	WRT Audi RS 5 DTM	275
53	Jamie Green	Hoffmann Group Audi RS 5 DTM	274
4	Robin Frijns	Aral Ultimate Audi RS 5 DTM	272
28	Loic Duval	MASCOT WORKWEAR Audi RS 5 DTM	272
51	Nico Müller	Castrol EDGE Audi RS 5 DTM	271
7	Bruno Spengler	BMW Bank M4 DTM	270
23	Daniel Juncadella	Aston Martin Vantage DTM	270
62	Ferdinand von Habsburg	Aston Martin Vantage DTM	270
16	Timo Glock	JIVS BMW M4 DTM	270
47	Joel Eriksson	CATL BMW M4 DTM	270
3	Paul Di Resta	Aston Martin Vantage DTM	269
99	Mike Rockenfeller	Akrapovic Audi RS 5 DTM	269
76	Jake Dennis	Aston Martin Vantage DTM	268
31	Sheldon Van der Linde	Shell BMW M4 DTM	267
25	Philipp Eng	ZF BMW M4 DTM	267
11	Marco Wittmann	Schaeffler BMW M4 DTM	267
21	Pietro Fittipaldi	WRT Audi RS 5 DTM	264
33	René Rast	Audi Sport RS 5 DTM	260

DTM Nürburgring

Nürburgring, length 3629 m

13. - 15.09.2019

DTM

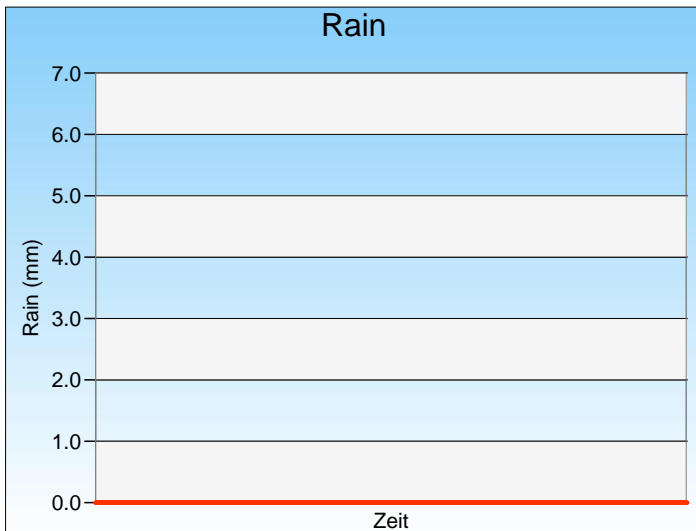
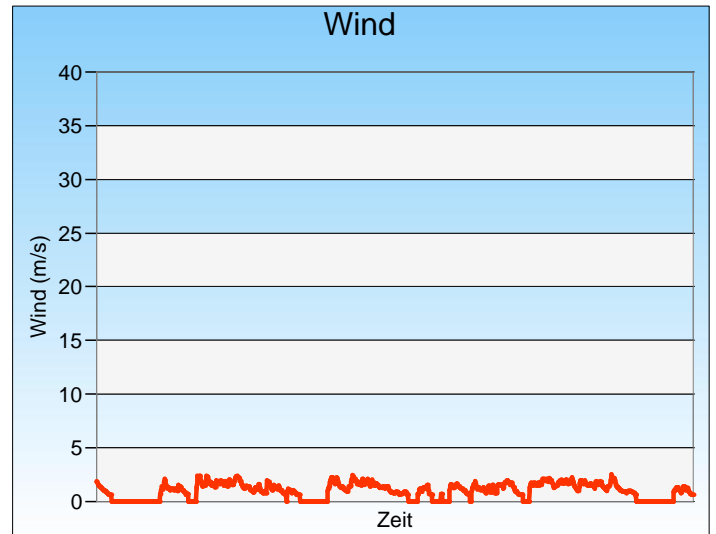
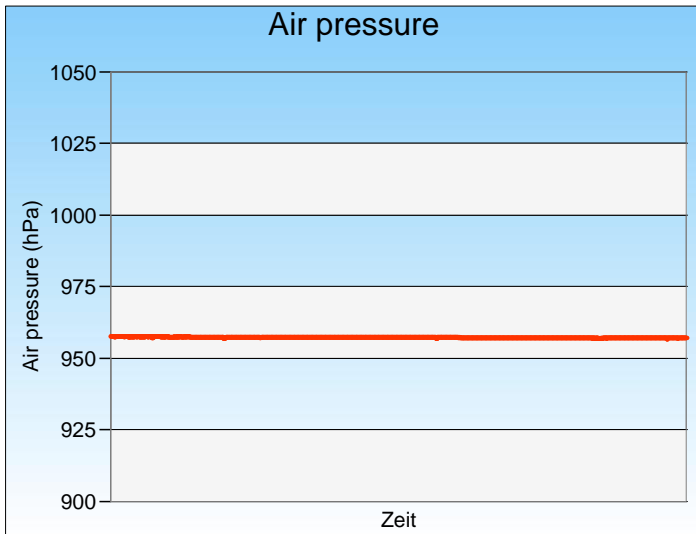
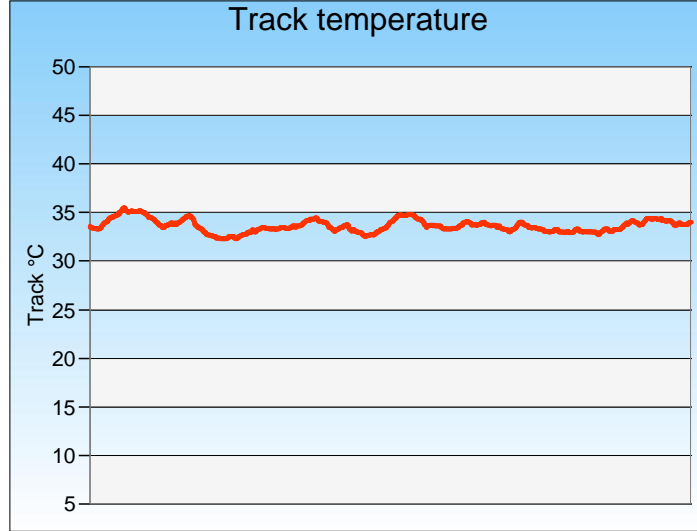


DTM


Weather race 1

DMSB-Reg.No.: 247/19

14.09.2019, 13:30:00 - 14:25:00



Weather:

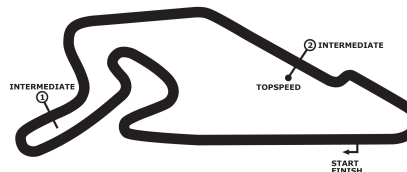


DTM Nürburgring

Nürburgring, length 3629 m

13. - 15.09.2019

DTM



Drivers Championship 2019

DMSB-Reg.No.: 247/19


POS	NAME / NATION	SUM	Hockenheim I 1	Hockenheim I 2	Zolder (B) 1	Zolder (B) 2	Misano (I) 1	Misano (I) 2	Norising 1	Norising 2	Assen (NL) 1	Assen (NL) 2	Brands Hatch (GB) 1	Brands Hatch (GB) 2	Lausitzring 1	Lausitzring 2	Nürburgring 1	Nürburgring 2	Hockenheim II 1	Hockenheim II 2	
1	René Rast / DEU	262	(16.)	25 (1.)	+2 (1.)	25 + 2 (1.)	18 + 3 (2.)	15 + 3 (3.)	25 + 1 (1.)	6 + 3 (7.)	15 + 2 (3.)	10 + 3 (5.)	18 + 2 (2.)	25 + 3 (1.)	+3 (1.)	25 (1.)	25 + 3 (1.)				
2	Nico Müller / CHE	215	4 (8.)	18 (2.)	15 (3.)	4 (8.)	10 (5.)	25 (1.)	18 + 3 (2.)	4 + 2 (8.)	18 (2.)	15 (3.)	15 (3.)	18 (2.)	25 + 1 (1.)	18 + 1 (2.)	+1 (16.)				
3	Marco Wittmann / DEU	182	25 + 3 (1.)	4 + 2 (8.)	6 + 3 (7.)	(13.)	25 (1.)		4 (8.)	(16.)	25 + 3 (1.)	18 (2.)	25 + 3 (1.)	1 (10.)	12 (4.)	8 (6.)	15 (3.)				
4	Philipp Eng / AUT	140	(14.)	12 + 3 (4.)	25 (1.)	18 + 1 (2.)	6 (7.)	18 (2.)	6 (7.)	10 (5.)	12 (4.)	(13.)	8 (6.)	10 (5.)	10 (5.)	1 (10.)					
5	Mike Rockenfeller / DEU	138	18 + 2 (2.)		10 (5.)	12 (4.)	8 (6.)	1 (10.)		15 (3.)	2 (9.)	25 + 1 (1.)	6 (7.)	8 (6.)	15 (3.)	15 (3.)					
6	Robin Frijns / NLD	122	15 (3.)	15 + 1 (3.)	(12.)			12 + 2 (4.)		12 (4.)		8 (6.)	12 (4.)	15 + 1 (3.)	18 (2.)	10 (5.)	1 (10.)				
7	Loic Duval / FRA	111	10 (5.)		12 (4.)	(11.)	15 + 1 (3.)		12 (4.)	8 + 1 (6.)	4 + 1 (8.)	(11.)	10 + 1 (5.)	12 + 2 (4.)	8 (6.)	4 (8.)	10 (5.)				
8	Bruno Spengler / CAN	99	6 (7.)	10 (5.)	1 + 1 (10.)	6 (7.)	12 (4.)	4 (8.)	10 + 2 (5.)	25 (1.)	(15.)		(12.)		2 (9.)		18 + 2 (2.)				
9	Jamie Green / GBR	77	(12.)	2 (9.)	8 (6.)	15 (3.)			(11.)	18 (2.)	6 (7.)	2 (9.)	(11.)	(15.)	1 + 2 (10.)	12 + 3 (4.)	8 (6.)				
10	Jonathan Aberdein / RSA	57	(15.)	(14.)		(12.)	4 + 2 (8.)	6 + 1 (7.)	(13.)	(14.)	8 (6.)	12 + 2 (4.)	2 (9.)	(13.)	(14.)	6 + 2 (7.)	12 (4.)				
11	Joel Eriksson / SWE	51	(13.)	1 (10.)	18 (2.)	1 (10.)		8 (6.)	15 (3.)	(13.)	(16.)	(16.)			4 (8.)	(13.)	4 (8.)				
12	Sheldon Van der Linde / RSA	42	8 (6.)	(13.)	(11.)	10 + 3 (5.)	2 (9.)	2 (9.)			1 (10.)	(15.)	4 (8.)	6 (7.)	(16.)	(11.)	6 (7.)				

DTM Nürburgring

Nürburgring, length 3629 m

13. - 15.09.2019

DTM



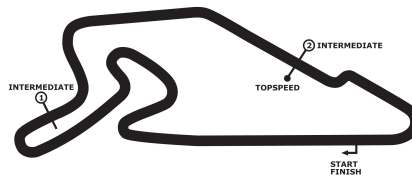
Drivers Championship 2019

DMSB-Reg.No.: 247/19

POS	NAME / NATION	SUM	Hockenheim I 1	Hockenheim I 2	Zolder (B) 1	Zolder (B) 2	Misano (I) 1	Misano (I) 2	Norising 1	Norising 2	Assen (NL) 1	Assen (NL) 2	Brands Hatch (GB) 1	Brands Hatch (GB) 2	Lausitzring 1	Lausitzring 2	Nürburgring 1	Nürburgring 2	Hockenheim II 1	Hockenheim II 2	
13	Timo Glock / DEU	35	12 (4.)	8 (6.)	(13.)	(14.)	1 (10.)			2 (9.)	10 (5.)	(14.)	(13.)	(12.)		(15.)	2 (9.)				
14	Pietro Fittipaldi / BRA	22	1 (10.)	(15.)	(14.)	(9.)	2 (11.)	10 (5.)		(15.)	(11.)	1 (10.)		(16.)	6 (7.)	2 (9.)	(15.)				
15	Daniel Juncadella / ESP	22	2 (9.)	(16.)			(12.)	(14.)	8 (6.)	1 (10.)		6 (7.)	1 (10.)	4 (8.)	(12.)	(12.)	(11.)				
16	Paul Di Resta / GBR	15	+1	6 (7.)	4 (8.)		(15.)		(12.)		(14.)	4 (8.)	(14.)	(14.)	(13.)		(13.)				
17	Jake Dennis / GBR	12	(11.)	(11.)		8 (6.)	(14.)	(13.)	2 (9.)	(12.)	(12.)			2 (9.)	(11.)						
18	Ferdinand von Habsburg / AUT	3		(12.)	2 (9.)		(13.)	(12.)	1 (10.)	(11.)	(13.)	(12.)	(15.)	(11.)	(15.)		(12.)				

DTM Nürburgring
 Nürburgring, length 3629 m
 13. - 15.09.2019
 DTM

Team Championship 2019



DMSB-Reg.No.: 247/19

POS	TEAM	SUM	Hockenheim I 1	Hockenheim I 2	Zolder (B) 1	Zolder (B) 2	Misano (I) 1	Misano (I) 2	Norising 1	Norising 2	Assen (NL) 1	Assen (NL) 2	Brands Hatch (GB) 1	Brands Hatch (GB) 2	Lausitzring 1	Lausitzring 2	Nürburgring 1	Nürburgring 2	Hockenheim II 1	Hockenheim II 2	
1	Audi Sport Team Rosberg	349		27	10	42	21	28	26	27	23	15	20	28	6	40	36				
2	Audi Sport Team Abt Sportsline	337	19	34	15	4	10	39	21	18	18	23	27	34	44	29	2				
3	BMW Team RMG	281	34	16	11	6	37	4	16	25	28	18	28	1	14	8	35				
4	Audi Sport Team Phoenix	249	30		22	12	24	1	12	24	7	26	17	22	23	19	10				
5	BMW Team RMR	175	12	23	25	19	7	18	6	12	22		8	10	10	1	2				
6	BMW Team RBM	93	8	1	18	14	2	10	15		1		4	6	4		10				
7	WRT Team Audi Sport	69	1			2	6	7			8	15	2		6	10	12				
8	R-Motorsport 1	27	1	6	4	8			2			4		2							
9	R-Motorsport 2	25	2		2				9	1		6	1	4							

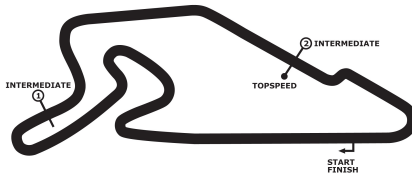
DTM Nürburgring

Nürburgring, length 3629 m

13. - 15.09.2019

DTM

Brand Championship 2019



DMSB -Reg.No.: 247/19


POS	NAME / NATION	SUM	Hockenheim I 1	Hockenheim I 2	Zolder (B) 1	Zolder (B) 2	Misano (I) 1	Misano (I) 2	Norising 1	Norising 2	Assen (NL) 1	Assen (NL) 2	Brands Hatch (GB) 1	Brands Hatch (GB) 2	Lausitzring 1	Lausitzring 2	Nürburgring 1	Nürburgring 2	Hockenheim II 1	Hockenheim II 2	
1	AUDI	917	49	61	47	58	57	68	59	59	50	68	58	76	72	76	59				
2	BMW	508	54	39	54	39	45	32	37	37	51	18	3	17	28	9	45				
3	Aston Martin	44	3	6	6				11	1		10	1	6							

DTM Nürburgring

Nürburgring, length 3629 m

13. - 15.09.2019

DTM



DTM

Fastest Lap in race 1, 14.09.2019

DMSB-Reg.No.: 247/19


RG.	No.	Driver	Entrant	Time	IN.	DIFF	INT	KM/H	at
1	33	Rast R (DEU)	Audi Sport Team Rosberg	1:21.358	2		00.426	160.579	13:35:46
2	27	Aberdein J (RSA)	WRT Team Audi Sport	1:21.784	3	00.426	00.018	159.743	13:37:12
3	51	Müller N (CHE)	Audi Sport Team Abt Sportsline	1:21.802	2	00.444	00.098	159.708	13:35:48
4	7	Spengler B (CAN)	BMW Team RMG	1:21.900	4	00.542	00.015	159.516	13:38:33
5	99	Rockenfeller M (DEU)	Audi Sport Team Phoenix	1:21.915	4	00.557	00.021	159.487	13:38:33
6	31	Van der Linde S (RSA)	BMW Team RBM	<u>1:21.936</u>	4	00.578	00.233	159.446	13:38:35
7	28	Duval L (FRA)	Audi Sport Team Phoenix	1:22.169	4	00.811	00.080	158.994	13:38:36
8	11	Wittmann M (DEU)	BMW Team RMG	1:22.249	4	00.891	00.161	158.840	13:38:37
9	47	Eriksson J (SWE)	BMW Team RBM	1:22.410	4	01.052	00.052	158.529	13:38:38
10	53	Green J (GBR)	Audi Sport Team Rosberg	1:22.462	4	01.104	00.086	158.429	13:38:38
11	16	Glock T (DEU)	BMW Team RMR	1:22.548	3	01.190	00.065	158.264	13:37:17
12	23	Juncadella D (ESP)	R-Motorsport 2	1:22.613	3	01.255	00.271	158.140	13:37:17
13	25	Eng P (AUT)	BMW Team RMR	1:22.884	13	01.526	00.021	157.623	13:51:49
14	21	Fittipaldi P (BRA)	WRT Team Audi Sport	1:22.905	3	01.547	00.018	157.583	13:37:20
15	3	Di Resta P (GBR)	R-Motorsport 1	1:22.923	4	01.565	00.031	157.549	13:38:41
16	4	Frijns R (NLD)	Audi Sport Team Abt Sportsline	1:22.954	3	01.596	00.012	157.490	13:37:20
17	76	Dennis J (GBR)	R-Motorsport 1	<u>1:22.966</u>	3	01.608	00.040	157.467	13:37:19
18	62	von Habsburg F (AUT)	R-Motorsport 2	1:23.006	3	01.648		157.391	13:37:19

DTM Nürburgring

Nürburgring, length 3629 m

13. - 15.09.2019

DTM



DTM

Stint Analysis race 1, 14.09.2019

DMSB-Reg.No.: 247/19


POS	NO	DRIVER	STINT 1			STINT 2			STINT 3			STINT 4		
			LAPS	TIME	KM/H	LAPS	TIME	KM/H	LAPS	TIME	KM/H	LAPS	TIME	KM/H
1.	33	Rast René	16	22:05.518	157.697	25	35:24.175	153.759						
2.	7	Spengler Bruno	19	26:27.120	156.399	22	31:13.360	153.423						
3.	11	Wittmann Marco	20	27:53.510	156.132	21	29:53.482	152.972						
4.	27	Aberdein Jonathan	12	16:45.033	155.988	29	41:09.197	153.438						
5.	28	Duval Loic	13	18:08.806	155.985	28	39:48.045	153.181						
6.	53	Green Jamie	12	16:46.970	155.688	29	41:10.061	153.384						
7.	31	Van der Linde Sheldon	13	18:08.152	156.079	28	39:49.191	153.108						
8.	47	Eriksson Joel	20	27:59.530	155.572	21	29:58.043	152.584						
9.	16	Glock Timo	21	29:25.314	155.413	20	28:35.303	152.328						
10.	4	Frijns Robin	23	32:19.990	154.888	18	25:40.728	152.629						
11.	23	Juncadella Daniel	14	19:40.325	154.959	27	38:21.958	153.234						
12.	62	von Habsburg Ferdinand	23	32:22.111	154.719	18	25:45.926	152.115						
13.	3	Di Resta Paul	21	29:30.582	154.950	20	28:41.225	151.804						
14.	25	Eng Philipp	9	12:41.919	154.320	32	45:33.520	152.939						
15.	21	Fittipaldi Pietro	7	9:58.617	152.770	34	48:35.642	152.347						
16.	51	Müller Nico	3	4:13.325	154.715	3	4:33.632	143.233	24	34:03.735	153.418	11	15:48.162	151.565
17.	99	Rockenfeller Mike	16	22:10.439	157.114	9	13:27.098	145.682						
18.	76	Dennis Jake	22	30:56.850	154.787	3	5:00.031	130.631						

DTM Nürburgring

Nürburgring, length 3629 m

13. - 15.09.2019

DTM



DTM

Pitstop (Chronology) race 1, 14.09.2019

DMSB-Reg.No.: 247/19


Car	Driver	Entrant	at Lap	Time	duration	Sum
51	Müller Nico	Audi Sport Team Abt Sportsline	6	13:41:44	37.665	37.665
21	Fittipaldi Pietro	WRT Team Audi Sport	7	13:42:55	36.713	36.713
25	Eng Philipp	BMW Team RMR	9	13:45:39	36.896	36.896
27	Aberdein Jonathan	WRT Team Audi Sport	12	13:49:42	37.059	37.059
53	Green Jamie	Audi Sport Team Rosberg	12	13:49:44	38.360	38.360
31	Van der Linde Sheldon	BMW Team RBM	13	13:51:05	39.429	39.429
28	Duval Loic	Audi Sport Team Phoenix	13	13:51:06	39.337	39.337
23	Juncadella Daniel	R-Motorsport 2	14	13:52:37	38.309	38.309
33	Rast René	Audi Sport Team Rosberg	16	13:55:02	37.308	37.308
99	Rockenfeller Mike	Audi Sport Team Phoenix	16	13:55:07	36.972	36.972
7	Spengler Bruno	BMW Team RMG	19	13:59:24	36.870	36.870
11	Wittmann Marco	BMW Team RMG	20	14:00:50	36.428	36.428
47	Eriksson Joel	BMW Team RBM	20	14:00:56	37.631	37.631
16	Glock Timo	BMW Team RMR	21	14:02:22	36.860	36.860
3	Di Resta Paul	R-Motorsport 1	21	14:02:27	38.320	38.320
76	Dennis Jake	R-Motorsport 1	22	14:03:54	38.020	38.020
4	Frijns Robin	Audi Sport Team Abt Sportsline	23	14:05:17	36.675	36.675
62	von Habsburg Ferdinand	R-Motorsport 2	23	14:05:19	37.049	37.049
51	Müller Nico	Audi Sport Team Abt Sportsline	30	14:15:48	37.436	1:15.101

DTM Nürburgring

Nürburgring, length 3629 m

13. - 15.09.2019

DTM



DTM

Pitstops race 1, 14.09.2019

DMSB-Reg.No.: 247/19

Pos	Car	Driver	Entrant	at Lap	Time	Duration
1	11	Wittmann Marco	BMW Team RMG	20	14:00:50	36.428
2	4	Frijns Robin	Audi Sport Team Abt Sportsline	23	14:05:17	36.675
3	21	Fittipaldi Pietro	WRT Team Audi Sport	7	13:42:55	36.713
4	16	Glock Timo	BMW Team RMR	21	14:02:22	36.860
5	7	Spengler Bruno	BMW Team RMG	19	13:59:24	36.870
6	25	Eng Philipp	BMW Team RMR	9	13:45:39	36.896
7	99	Rockenfeller Mike	Audi Sport Team Phoenix	16	13:55:07	36.972
8	62	von Habsburg Ferdinand	R-Motorsport 2	23	14:05:19	37.049
9	27	Aberdein Jonathan	WRT Team Audi Sport	12	13:49:42	37.059
10	33	Rast René	Audi Sport Team Rosberg	16	13:55:02	37.308
11	51	Müller Nico	Audi Sport Team Abt Sportsline	30	14:15:48	37.436
12	47	Eriksson Joel	BMW Team RBM	20	14:00:56	37.631
13	76	Dennis Jake	R-Motorsport 1	22	14:03:54	38.020
14	23	Juncadella Daniel	R-Motorsport 2	14	13:52:37	38.309
15	3	Di Resta Paul	R-Motorsport 1	21	14:02:27	38.320
16	53	Green Jamie	Audi Sport Team Rosberg	12	13:49:44	38.360
17	28	Duval Loic	Audi Sport Team Phoenix	13	13:51:06	39.337
18	31	Van der Linde Sheldon	BMW Team RBM	13	13:51:05	39.429

DTM Nürburgring

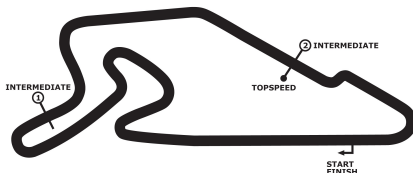
Nürburgring, length 3629 m

13. - 15.09.2019

DTM

Starting grid race 1

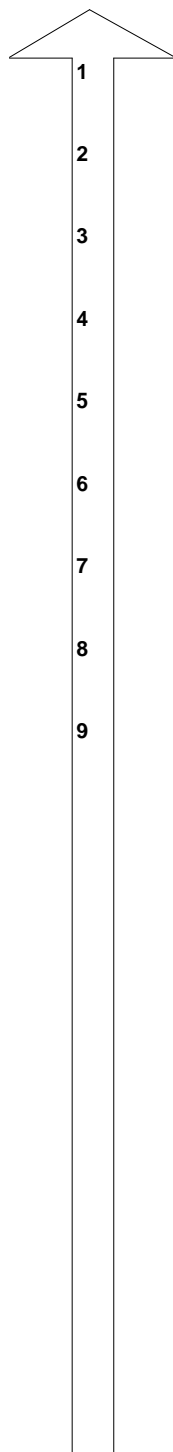
green flag lap at time: 13:30:00



DTM

DMSB-Reg.No.: 247/19

33	René Rast Audi Sport RS 5 DTM	1:19.642
51	Nico Müller Castrol EDGE Audi RS 5 DTM	1:19.908
27	Jonathan Aberdein WRT Audi RS 5 DTM	1:19.943
16	Timo Glock JIVS BMW M4 DTM	1:20.141
53	Jamie Green Hoffmann Group Audi RS 5 DTM	1:20.196
11	Marco Wittmann Schaeffler BMW M4 DTM	1:20.468
47	Joel Eriksson CATL BMW M4 DTM	1:20.559
21	Pietro Fittipaldi WRT Audi RS 5 DTM	1:20.485
25	Philipp Eng ZF BMW M4 DTM	



7	Bruno Spengler BMW Bank M4 DTM	1:19.822
99	Mike Rockenfeller Akrapovic Audi RS 5 DTM	1:19.914
31	Sheldon Van der Linde Shell BMW M4 DTM	1:20.108
28	Loic Duval MASCOT WORKWEAR Audi RS 5 DTM	1:20.177
4	Robin Frijns Aral Ultimate Audi RS 5 DTM	1:20.215
3	Paul Di Resta Aston Martin Vantage DTM	1:20.502
23	Daniel Juncadella Aston Martin Vantage DTM	1:20.750
62	Ferdinand von Habsburg Aston Martin Vantage DTM	1:25.139
76	Jake Dennis Aston Martin Vantage DTM	

CARS # 21 - DROP OF 5 GRID POSITIONS (DECISION 8)

CAR # 62 - DROP OF 5 GRID POSITIONS (DECISION 32; LAUSITZRING)