

DKM
DEUTSCHE KART-MEISTERSCHAFT

DMSB

**SOUTH
GARTIA
KARTING**

Ergebnisse Results DSKC

INT. DMSB-KARTRENNEN

LONATO

12. - 14. April 2019

- Deutsche Kart-Meisterschaft (DKM)
- Deutsche Junioren-Kart-Meisterschaft (DJKM)
- Deutsche Schaltkart-Meisterschaft (DSKM)
- DMSB-Schaltkart-Cup (DSKC)

R 18 DSKC (KZ2) Finale

Strecke / track: 1200m

fastest Lap Linus LAGERSTROM at: 0:53,657

started: 33 classified: 32 not classified: 1 excluded: 1 not started: 1

Pos	Str. Nr.	Fahrer / Driver	Nation	Bewerber/Sponsor	Nation	Lizenz / R-Lizenz	Chassis/Motor/Reifen	Points	Penalty	Runden Laps	Gesamtheit Differenz	Abstand Gap	beste Runde best Lap	In R. in L.	o Beschw. u Speed.	
1	310	TRÖGER, Tim	DEU	Mach1 Motorsport	DEU	IKC1132554 KBF1005514	Mach1 / TM / Vego	25		21	20:00,123		0:53,663	19	75,6 km/h 80,5 km/h	
2	382	RISOM, Valdemar	DNK	RS Competition	DNK	36523 36053 21799	Tony Kart / Vortex / Vego	20		21	20:00,926 0:00,803	0:00,803	0:54,499	19	75,5 km/h 79,3 km/h	
3	330	BOS, Jeroen	NLD	CRG Holland	NLD	15521	CRG / TM / Vego	16	5 sec.	21	20:04,181 0:04,058	0:03,255	0:54,352	21	75,3 km/h 79,5 km/h	
4	397	TREFILOVS, Davids	DEU	SRP Racing Team	DEU	IKC1147656 KBF1156791	Maranello / TM / Vego	13		21	20:11,986 0:11,863	0:07,805	0:53,973	21	74,9 km/h 80 km/h	
5	324	FRITSCH, Valentino	DEU	BIREL ART RACING KSW	AUT	IKB1173038 BK102	Birel Art / TM / Vego	11		21	20:18,338 0:18,215	0:06,352	0:55,505	18	74,5 km/h 77,8 km/h	
6	306	WALTER, Andre	DEU	Solgart Motorsport	DEU	IKC1161930 KBF1079882	Birel Art / TM / Vego	10		21	20:19,674 0:19,551	0:01,336	0:54,822	17	74,4 km/h 78,8 km/h	
7	389	LANGENBACHER, Marvin	DEU	RS Motorsport	DEU	IKC1152544 KBF1104126	CRG / TM / Vego	9		21	20:20,323 0:20,200	0:00,649	0:55,104	21	74,3 km/h 78,4 km/h	
8	359	LA MARTINA, Alessio	ITA	SRP Racing Team	DEU	406383 KBF1156791	Maranello / TM / Vego	*		21	20:21,156 0:21,033	0:00,833	0:54,659	21	74,3 km/h 79 km/h	
9	307	HIMMELS, Yannik	DEU	Valier Motorsport	DEU	IKC1147857 KBF1063735	SODI / TM / Vego	8		21	20:21,719 0:21,596	0:00,563	0:54,438	21	74,3 km/h 79,4 km/h	
10	345	LAGERSTROM, Linus	SWE	Linus Lagerstrom	SWE	199409301216 0525 199409301216	CRG / TM / Vego	7	5 sec.	21	20:23,431 0:23,308	0:01,712	0:53,657	20	74,2 km/h 80,5 km/h	
11	329	VILLAGOMEZ, Rafael	MEX	BIREL ART RACING KSW	AUT	IKB1102 BK102	Birel Art / TM / Vego	6	5 sec.	21	20:24,237 0:24,114	0:00,806	0:54,834	18	74,1 km/h 78,8 km/h	
12	357	MOOR, Mark Villem	EST	CPB SPORT	FRA	K913 232241-1	SODI / TM / Vego	*	5 sec.	21	20:26,430 0:26,307	0:02,193	0:54,647	20	74 km/h 79,1 km/h	
13	323	STUMPF, Stephen	DEU	Solgart Motorsport	DEU	IKC1106930 KBF1079882	Birel Art / TM / Vego	5		21	20:27,977 0:27,854	0:01,547	0:53,765	21	73,9 km/h 80,3 km/h	
14	394	LEIBMANN, Daniel	DEU	Bamberger Kart racing	DEU	IKB1043835 KBF1197896	Lenzokart / LKE / Vego	4		21	20:28,876 0:28,753	0:00,899	0:54,290	21	73,8 km/h 79,6 km/h	
15	333	KAPETANIDIS, Konstantin	DEU	Valier Motorsport	DEU	IKC1176576 KBF1063735	SODI / TM / Vego	3	5 sec.	21	20:29,452 0:29,329	0:00,576	0:54,458	20	73,8 km/h 79,3 km/h	
16	312	COLAKOVIC, Nermin	DEU	Solgart Motorsport	DEU	IKC1155480 KBF1079882	Birel Art / TM / Vego	2	5 sec.	21	20:30,010 0:29,887	0:00,558	0:54,604	20	73,8 km/h 79,1 km/h	
17	390	GREIF, Toni	DEU	Solgart Motorsport	DEU	IKB1096240 KBF1079882	Birel Art / TM / Vego	1		21	20:31,325 0:31,202	0:01,315	0:54,785	18	73,7 km/h 78,9 km/h	
18	319	ELTER, Marc	DEU	CRG Holland	NLD	IKC1147174 15521	CRG / TM / Vego	0	5 sec.	21	20:32,291 0:32,168	0:00,966	0:54,085	21	73,6 km/h 79,9 km/h	
19	391	FUNDA, Marcus	AUT	ZANCHI MOTORSPORT	ITA	IK2051 398793	GP Racing / TM / Vego	0		21	20:33,541 0:33,418	0:01,250	0:54,956	20	73,5 km/h 78,6 km/h	
20	358	GRAF, Adrian	DEU	Solgart Motorsport	DEU	IKC1126534 t.b.a.	Birel Art / TM / Vego	0	5 sec.	21	20:36,917 0:36,794	0:03,376	0:54,310	19	73,3 km/h 79,5 km/h	
21	383	POTMAN, Mark	NLD	CRG Holland	NLD	30972 15521	CRG / TM / Vego	0		21	20:38,522 0:38,399	0:01,605	0:55,418	20	73,2 km/h 78 km/h	
22	352	HUETING, Brio	NLD	SRP Racing Team	DEU	46098 KBF1156791	Maranello / TM / Vego	0		21	20:38,771 0:38,648	0:00,249	0:55,504	19	73,2 km/h 77,8 km/h	
23	318	WALTER, Luca	DEU	Luca Walter	DEU	IKC1140650 IKC1140650	Alpha Karting / TM / Vego	0		21	20:39,263 0:39,240	0:00,592	0:55,343	20	73,2 km/h 78,1 km/h	
24	331	SCHRÖDER, Tim	DEU	Mach1 Motorsport	DEU	IKB1079850 t.b.a.	Mach1 / TM / Vego	0	5 sec.	21	20:39,521 0:39,398	0:00,158	0:55,163	20	73,2 km/h 78,3 km/h	
25	328	HOFMANN, Benedikt	DEU	BIREL ART RACING KSW	AUT	IKC1116634 BK102	Birel Art / TM / Vego	0	5 sec.	21	20:39,852 0:39,729	0:00,331	0:54,228	21	73,2 km/h 79,7 km/h	
26	326	REIBÖCK, Lukas	AUT	BIREL ART RACING KSW	AUT	IK2158 BK102	Birel Art / TM / Vego	0	5 sec.	21	20:43,993 0:43,870	0:04,141	0:55,416	20	72,9 km/h 78 km/h	
27	317	DRESEN, Andreas	DEU	SRP Racing Team	DEU	IKC1116375 KBF1156791	Maranello / TM / Vego	0	5 sec.	21	20:49,396 0:49,273	0:05,403	0:54,730	19	72,6 km/h 78,9 km/h	
28	355	SPECK, Luis Laurin	DEU	Tbkart Srl.	ITA	IKB1167417 297356	Tbkart / TM / Vego	0		21	20:52,137 0:52,014	0:02,741	0:55,885	21	72,5 km/h 77,3 km/h	
29	308	LOPEZ, Marc	ESP	CRG Keijzer racing	NLD	0014 esp 28613	CRG / TM / Vego	0	5 sec.	21	20:54,525 0:54,402	0:04,388	0:55,888	21	72,3 km/h 77,3 km/h	
30	356	COSTA, Francesco	ITA	Francesco Costa	ITA	370356 370356	SODI / TM / Vego	*	5 sec.	20	20:08,919 1 R	1 R	0:56,017	20	71,5 km/h 77,1 km/h	
31	327	JONSSON, Lukas	SWE	JP Racing	SWE	200009017955 105	Exprit / Vortex / Vego	0		16	16:12,190 5 R	4 R	0:56,610	16	71,1 km/h 76,3 km/h	
32	381	VAN WALSTIJN, Senna	NLD	SP Motor Sport	NLD	35961 t.b.a.	Kart Republic / TM / Vego	0		12	12:15,786 9 R	4 R	0:57,049	11	70,5 km/h	
the following drivers did not start.																
DNS	325	DAM, Benjamin	AUT	BIREL ART RACING KSW	AUT	IK2019 BK102	Birel Art / TM / Vego									DNS
the following drivers are disqualified																
DSQ	332	BEDNAR, Jan	CZE	GREGOR KART S.R.O.	CZE	19AS0152 338	CRG / TM / Vego									DSQ disqualified

SiNr. 358,319,330 5 sec penalty Pushing

SiNr. 308,317,326,328,331,312,333,357,329,345,356 10 sec penalty Frontfaring

SiNr. 332 Disqualification from the Race

Rennleitung: Pasquale Lupoli Racedirektor: Horst Seidel

Sportkommissare: Nikolas Spaderna / Ulrich Bell / Paola Acerbi

Techn. Kommissare: Hans-Jürgen Dangers / M. Grasshoff / C. Schmidt

Zeitnahme: KART-DATA timing service Franz Schieszler

Zeitnahme / timekeeping

control 
Franz Schieszler

freigegeben: 14:50:51







Round 1: 12 - 14 / 04 / 2019

SOUTH GARDA - LONATO (ITA)

DEUTSCHE KART-MEISTERSCHAFT

DMSB RegNr 97-19

R 18 DSKC (K22) Finale

Fahrername Driver	Bos Jeroen	Tröger Tim	Risom Valdemar	Tretilovs Davids	Fritsch Valentino	Lagerstrom Linus	Villagomez Rafael	Walter Andre	Langenbacher Marvin	La Martina Alessio	Moor Mark Villem	Himmels Yannik
schnellste Runde in Runde	0:54,352 Rn. 21	0:53,663 Rn. 19	0:54,499 Rn. 19	0:53,973 Rn. 21	0:55,505 Rn. 18	0:53,657 Rn. 20	0:54,834 Rn. 18	0:54,822 Rn. 17	0:55,104 Rn. 21	0:54,659 Rn. 21	0:54,647 Rn. 20	0:54,438 Rn. 21
Speed	79,5 km/h	80,5 km/h	79,3 km/h	80,0 km/h	77,8 km/h	80,5 km/h	78,8 km/h	78,8 km/h	78,4 km/h	79,0 km/h	79,1 km/h	79,4 km/h
Lap 1	1:03,517	1:03,653	1:02,363	1:04,206	1:02,444	1:06,462	1:04,923	1:05,435	1:04,414	1:04,632	1:05,796	1:08,460
Lap 2	1:00,896	1:00,895	1:00,900	1:01,334	1:00,792	1:04,487	1:01,827	1:01,615	1:01,626	1:01,707	1:02,394	1:03,675
Lap 3	1:00,324	1:00,754	1:00,181	1:00,821	1:01,215	1:02,328	1:01,737	1:01,523	1:01,391	1:01,474	1:01,482	1:01,729
Lap 4	1:00,334	0:59,962	0:59,558	0:59,904	1:01,040	1:01,822	1:00,672	1:01,398	1:00,672	1:00,865	1:01,486	1:02,336
Lap 5	0:58,942	0:59,777	0:59,023	0:59,344	0:59,887	1:00,853	0:59,336	0:59,633	0:59,676	0:59,993	1:00,604	1:01,127
Lap 6	0:58,236	0:59,014	0:58,595	0:58,828	0:58,923	1:00,291	0:59,322	0:59,758	0:59,625	0:59,386	0:59,260	0:58,890
Lap 7	0:57,706	0:58,558	0:57,735	0:58,280	0:58,715	0:59,504	0:58,789	0:58,851	0:59,172	0:58,715	0:58,636	0:59,153
Lap 8	0:56,753	0:57,953	0:57,264	0:57,907	0:57,841	0:58,714	0:58,517	0:57,515	0:58,274	0:58,269	0:57,621	0:58,910
Lap 9	0:56,651	0:56,932	0:56,668	0:57,896	0:58,116	0:56,828	0:57,370	0:56,964	0:57,348	0:57,334	0:57,129	0:58,153
Lap 10	0:56,559	0:56,439	0:56,388	0:57,234	0:57,385	0:57,062	0:58,977	0:57,534	0:57,644	0:57,628	0:56,949	0:56,295
Lap 11	0:55,909	0:56,308	0:55,897	0:57,214	0:57,237	0:56,084	0:56,710	0:56,671	0:57,082	0:57,052	0:56,352	0:55,899
Lap 12	0:55,673	0:55,265	0:56,022	0:56,918	0:56,885	0:56,730	0:57,159	0:56,388	0:56,794	0:57,697	0:57,173	0:55,956
Lap 13	0:55,656	0:55,734	0:55,541	0:56,547	0:56,659	0:55,298	0:56,386	0:56,305	0:56,442	0:56,725	0:55,961	0:55,578
Lap 14	0:55,434	0:54,588	0:55,409	0:56,484	0:56,438	0:55,780	0:55,786	0:56,832	0:55,960	0:56,699	0:55,563	0:56,188
Lap 15	0:55,310	0:54,976	0:55,366	0:56,481	0:56,351	0:55,202	0:55,385	0:55,494	0:57,224	0:56,239	0:55,814	0:56,007
Lap 16	0:54,953	0:55,208	0:54,994	0:55,830	0:57,059	0:54,566	0:56,619	0:55,092	0:57,354	0:56,912	0:58,562	0:55,199
Lap 17	0:54,798	0:54,767	0:54,994	0:55,191	0:56,022	0:55,018	0:54,958	<u>0:54,822</u>	0:55,374	0:55,679	0:56,554	0:54,805
Lap 18	0:54,812	0:53,714	0:54,707	0:55,164	0:55,505	0:54,613	<u>0:54,834</u>	0:55,200	0:55,354	0:54,853	0:55,805	0:54,724
Lap 19	0:54,412	<u>0:53,663</u>	<u>0:54,499</u>	0:54,939	0:56,234	0:54,263	0:55,319	0:56,187	0:55,108	0:56,355	0:55,509	0:55,028



DKM
DEUTSCHE KART-MEISTERSCHAFT




Round 1: 12 - 14 / 04 / 2019
SOUTH GARDA - LONATO (ITA)



DMSB RegNr 97-19

R 18 DSKC (K22) Finale

Fahrename Driver	Bos Jeroen	Tröger Tim	Risom Valdemar	Tretiflvs Davids	Fritsch Valentino	Lagerstrom Linus	Villagomez Rafael	Walter Andre	Langenbacher Marvin	La Martina Alessio	Moor Mark Villem	Himmels Yannik
Lap 20	0:55,702	0:54,283	0:56,433	0:54,396	0:55,747	<u>0:53,657</u>	0:55,290	0:55,700	0:55,596	0:54,862	<u>0:54,647</u>	0:54,520
Lap 21	<u>0:54,352</u>	0:54,744	0:55,748	<u>0:53,973</u>	0:55,572	0:55,049	0:55,386	0:56,605	<u>0:55,104</u>	<u>0:54,659</u>	0:54,686	<u>0:54,438</u>






DEUTSCHE KART-MEISTERSCHAFT

Round 1: 12 - 14 / 04 / 2019

SOUTH GARDA - LONATO (ITA)

DMSB



DMSB RegNr 97-19

R 18 DSKC (K22) Finale

Fahrername Driver	Kapetanidis Konstantin	Colakovic Nermin	Elter Marc	Stumpf Stephen	Leibmann Daniel	Greif Toni	Graf Adrian	Funda Marcus	Schröder Tim	Hofmann Benedikt	Potman Mark	Hueting Brio
schnellste Runde in Runde	0:54,458 Rn. 20	0:54,604 Rn. 20	0:54,085 Rn. 21	0:53,765 Rn. 21	0:54,290 Rn. 21	0:54,785 Rn. 18	0:54,310 Rn. 19	0:54,956 Rn. 20	0:55,163 Rn. 20	0:54,228 Rn. 21	0:55,418 Rn. 20	0:55,504 Rn. 19
Speed	79,3 km/h	79,1 km/h	79,9 km/h	80,3 km/h	79,6 km/h	78,9 km/h	79,5 km/h	78,6 km/h	78,3 km/h	79,7 km/h	78,0 km/h	77,8 km/h
Lap 1	1:08,188	1:06,756	1:08,784	1:07,758	1:08,272	1:11,697	1:08,887	1:04,770	1:08,100	1:09,190	1:06,347	1:09,612
Lap 2	1:03,808	1:02,936	1:04,192	1:04,487	1:04,110	1:04,044	1:04,555	1:01,742	1:03,478	1:04,064	1:03,308	1:04,123
Lap 3	1:02,203	1:02,291	1:02,139	1:02,270	1:02,589	1:02,487	1:02,864	1:01,713	1:01,947	1:02,644	1:02,491	1:02,554
Lap 4	1:02,388	1:00,973	1:01,366	1:01,987	1:01,117	1:02,456	1:02,832	1:01,858	1:02,236	1:03,088	1:02,081	1:01,840
Lap 5	1:00,126	0:59,936	1:01,133	1:01,509	1:00,658	1:00,801	1:00,938	1:01,893	1:00,413	1:01,022	1:00,941	1:00,719
Lap 6	0:59,724	0:59,320	0:59,954	1:00,323	0:59,842	0:59,612	1:00,049	0:59,756	0:59,790	0:59,708	1:00,406	0:59,856
Lap 7	0:59,322	0:58,901	0:59,102	0:59,857	1:00,111	0:59,586	0:59,745	0:59,268	1:00,279	1:00,733	0:59,414	1:00,106
Lap 8	0:58,841	0:58,591	0:57,768	0:57,605	0:57,643	0:58,141	0:59,935	0:58,905	0:59,123	0:58,915	0:58,817	0:59,007
Lap 9	0:58,155	0:58,191	0:58,470	0:57,427	0:57,719	0:57,953	0:57,939	0:58,779	0:59,587	0:57,467	0:58,497	0:58,108
Lap 10	0:57,263	0:58,165	0:56,956	0:57,205	0:57,497	0:56,944	0:56,984	0:58,023	0:57,856	0:57,374	1:00,396	0:57,632
Lap 11	0:56,164	0:57,122	0:56,552	0:57,408	0:56,966	0:57,665	0:56,460	0:57,168	0:57,639	0:56,634	0:57,569	0:58,838
Lap 12	0:55,926	0:56,720	0:57,083	0:57,012	0:56,936	0:56,329	0:56,382	0:57,889	0:56,834	0:56,502	0:56,776	0:56,736
Lap 13	0:56,675	0:57,254	0:55,427	0:55,532	0:55,545	0:56,126	0:56,159	0:57,110	0:57,065	0:55,930	0:56,796	0:56,200
Lap 14	0:56,597	0:55,931	0:55,277	0:55,563	0:55,213	0:56,344	0:57,268	0:56,664	0:56,456	0:56,970	0:56,778	0:56,492
Lap 15	0:55,273	0:55,747	0:57,376	1:00,687	0:55,851	0:55,833	0:56,717	0:56,625	0:56,623	0:56,799	0:58,139	0:56,801
Lap 16	0:54,931	0:55,647	0:56,771	0:54,580	0:55,682	0:55,384	0:55,124	0:56,293	0:55,435	0:54,993	0:56,497	0:56,341
Lap 17	0:55,116	0:55,433	0:55,206	0:54,750	0:56,318	0:55,103	0:55,111	0:56,359	0:55,197	0:54,871	0:56,037	0:55,811
Lap 18	0:55,378	0:55,146	0:55,578	0:55,190	0:55,334	0:54,785	0:55,746	0:57,667	0:55,335	0:54,908	0:55,970	0:56,223
Lap 19	0:54,964	0:55,022	0:54,357	0:54,621	0:55,581	0:55,174	0:54,310	0:55,225	0:56,197	0:57,543	0:55,731	0:55,504



DKM

DEUTSCHE KART-MEISTERSCHAFT




Round 1: 12 - 14 / 04 / 2019

SOUTH GARDA - LONATO (ITA)



DMSB RegNr 97-19

R 18 DSKC (KZ2) Finale

Fahrername	Driver	Lap 20	Lap 21	Kapetanidis Konstantin	Colakovic Nermin	Elter Marc	Stumpf Stephen	Leibmann Daniel	Greif Toni	Graf Adrian	Funda Marcus	Schröder Tim	Hofmann Benedikt	Potman Mark	Hueting Brio
		<u>0:54,458</u>	0:54,897	<u>0:54,604</u>	0:55,636	0:54,267	0:54,075	0:54,942	0:54,856	0:54,594	<u>0:54,956</u>	0:55,163	0:55,184	<u>0:55,418</u>	0:55,542
						<u>0:54,085</u>	<u>0:53,765</u>	<u>0:54,290</u>	0:54,829	0:54,626	0:57,058	0:55,444	<u>0:54,228</u>	0:55,799	0:55,774







Round 1: 12 - 14 / 04 / 2019
SOUTH GARDA - LONATO (ITA)

DEUTSCHE KART-MEISTERSCHAFT


DMSB RegNr 97-19

R 18 DSKC (K22) Finale

Fahrername Driver	Reiböck Lukas	Walter Luca	Dresen Andreas	Lopez Marc	Speck Luis Laurin	Bednar Jan	Costa Francesco	Jonsson Lukas	Van Walstijn Senna
schnellste Runde in Runde	0:55,416 Rn. 20	0:55,343 Rn. 20	0:54,730 Rn. 19	0:55,888 Rn. 21	0:55,885 Rn. 21	0:54,709 Rn. 20	0:56,017 Rn. 20	0:56,610 Rn. 16	0:57,049 Rn. 11
Speed	78,0 km/h	78,1 km/h	78,9 km/h	77,3 km/h	77,3 km/h	79,0 km/h	77,1 km/h	76,3 km/h	75,7 km/h
Lap 1	1:10,001	1:09,981	1:09,831	1:09,512	1:11,559	1:07,630	1:06,843	1:10,978	1:08,461
Lap 2	1:04,428	1:04,463	1:04,731	1:04,393	1:04,171	1:04,893	1:03,384	1:05,387	1:03,595
Lap 3	1:02,544	1:02,591	1:03,556	1:03,416	1:02,751	1:02,082	1:02,362	1:03,494	1:01,798
Lap 4	1:02,839	1:02,914	1:01,997	1:02,276	1:02,447	1:01,938	1:02,059	1:02,066	1:02,084
Lap 5	1:00,116	1:01,654	1:01,666	1:01,407	1:01,412	1:02,604	1:02,157	1:02,356	1:01,402
Lap 6	0:59,699	0:59,708	1:00,391	1:00,148	1:00,207	0:59,949	1:00,222	1:00,323	0:59,594
Lap 7	1:01,181	0:59,718	0:59,343	0:59,319	0:59,290	0:59,942	1:01,054	0:59,764	0:58,530
Lap 8	0:59,017	0:59,463	0:58,931	0:59,051	0:59,247	1:00,709	0:59,374	0:59,692	0:58,385
Lap 9	0:57,616	0:58,587	0:58,682	0:58,236	0:58,506	0:59,234	1:01,330	0:58,081	0:58,194
Lap 10	0:56,840	0:58,367	0:59,314	1:00,150	0:59,647	0:58,726	1:00,569	0:58,383	0:58,523
Lap 11	0:57,997	0:56,582	0:57,653	0:57,612	0:57,737	0:58,098	0:57,523	0:58,560	0:57,049
Lap 12	0:56,760	0:55,934	0:57,832	0:57,701	0:57,822	0:57,721	0:57,656	0:57,672	1:02,795
Lap 13	0:56,179	0:55,504	0:57,157	0:57,271	0:57,176	0:56,660	0:57,178	0:57,831	
Lap 14	0:56,441	0:56,146	0:57,410	0:57,828	0:58,211	0:57,823	0:57,827	0:57,367	
Lap 15	0:56,704	0:56,834	0:56,317	0:57,084	0:56,830	0:56,377	0:59,074	0:57,016	
Lap 16	0:56,364	0:56,371	0:56,383	0:57,495	0:57,339	0:57,937	0:57,628	0:56,610	
Lap 17	0:55,939	0:55,784	0:55,816	0:57,272	0:56,483	0:56,067	0:56,833		
Lap 18	0:56,224	0:56,403	0:55,641	0:56,370	0:56,182	0:55,350	0:56,588		
Lap 19	0:55,597	0:55,413	0:54,730	0:56,117	0:57,094	0:55,102	1:03,219		



DKM
DEUTSCHE KART-MEISTERSCHAFT




Round 1: 12 - 14 / 04 / 2019
SOUTH GARDA - LONATO (ITA)



DMSB RegNr 97-19

R 18 DSKC (KZ2) Finale

Fahrername	Reiböck	Walter	Dresen	Lopez	Speck	Bednar	Costa	Jonsson	Van Walstijn
Driver	Lukas	Luca	Andreas	Marc	Luis Laurin	Jan	Francesco	Lukas	Senna
Lap 20	<u>0:55,416</u>	<u>0:55,343</u>	0:54,881	0:56,321	0:56,524	<u>0:54,709</u>	<u>0:56,017</u>		
Lap 21	0:55,720	0:55,900	0:55,428	<u>0:55,888</u>	<u>0:55,885</u>				



DMSB RegNr. 97-19

R 18 DSKG (KZ2) Finale

Ziel		Sektion 1		Sektion 2		Sektion 3	
Fahrername	Zeit	Fahrername	Zeit	Fahrername	Zeit	Fahrername	Zeit
1 345 Lagerstrom, Linus	0:53,657	310 Tröger, Tim	0:20,765	345 Lagerstrom, Linus	0:16,906	323 Stumpf, Stephen	0:15,525
2 310 Tröger, Tim	0:53,663	328 Hofmann, Benedikt	0:20,871	310 Tröger, Tim	0:17,119	310 Tröger, Tim	0:15,561
3 323 Stumpf, Stephen	0:53,765	319 Elter, Marc	0:20,893	319 Elter, Marc	0:17,125	345 Lagerstrom, Linus	0:15,601
4 397 Trefilovs, Davids	0:53,973	345 Lagerstrom, Linus	0:20,919	397 Trefilovs, Davids	0:17,151	333 Kapetanidis, Konstantin	0:15,762
5 319 Elter, Marc	0:54,085	307 Himmels, Yannik	0:21,009	394 Leibmann, Daniel	0:17,188	397 Trefilovs, Davids	0:15,789
6 328 Hofmann, Benedikt	0:54,228	359 La Martina, Alessio	0:21,018	329 Villagomez, Rafael	0:17,192	382 Risom, Valdemar	0:15,848
7 394 Leibmann, Daniel	0:54,290	323 Stumpf, Stephen	0:21,027	358 Graf, Adrian	0:17,208	330 Bos, Jeroen	0:15,865
8 358 Graf, Adrian	0:54,310	394 Leibmann, Daniel	0:21,030	323 Stumpf, Stephen	0:17,213	328 Hofmann, Benedikt	0:15,875
9 330 Bos, Jeroen	0:54,352	397 Trefilovs, Davids	0:21,033	328 Hofmann, Benedikt	0:17,219	307 Himmels, Yannik	0:15,882
10 307 Himmels, Yannik	0:54,438	391 Funda, Marcus	0:21,047	357 Moor, Mark Villem	0:17,263	389 Langenbacher, Marvin	0:15,891
11 333 Kapetanidis, Konstantin	0:54,458	357 Moor, Mark Villem	0:21,061	359 La Martina, Alessio	0:17,316	358 Graf, Adrian	0:15,908
12 382 Risom, Valdemar	0:54,499	306 Walter, Andre	0:21,063	330 Bos, Jeroen	0:17,330	394 Leibmann, Daniel	0:15,921
13 312 Colakovic, Nermin	0:54,604	330 Bos, Jeroen	0:21,101	382 Risom, Valdemar	0:17,340	319 Elter, Marc	0:15,927
14 357 Moor, Mark Villem	0:54,647	332 Bednar, Jan	0:21,162	391 Funda, Marcus	0:17,342	312 Colakovic, Nermin	0:15,941
15 359 La Martina, Alessio	0:54,659	333 Kapetanidis, Konstantin	0:21,182	307 Himmels, Yannik	0:17,359	390 Greif, Toni	0:15,970
16 332 Bednar, Jan	0:54,709	358 Graf, Adrian	0:21,194	333 Kapetanidis, Konstantin	0:17,364	331 Schröder, Tim	0:15,998
17 317 Dresen, Andreas	0:54,730	390 Greif, Toni	0:21,215	317 Dresen, Andreas	0:17,366	317 Dresen, Andreas	0:16,009
18 390 Greif, Toni	0:54,785	326 Reiböck, Lukas	0:21,216	312 Colakovic, Nermin	0:17,368	332 Bednar, Jan	0:16,019
19 306 Walter, Andre	0:54,822	382 Risom, Valdemar	0:21,225	390 Greif, Toni	0:17,420	359 La Martina, Alessio	0:16,086
20 329 Villagomez, Rafael	0:54,834	329 Villagomez, Rafael	0:21,234	383 Potman, Mark	0:17,463	318 Walter, Luca	0:16,146
21 391 Funda, Marcus	0:54,956	312 Colakovic, Nermin	0:21,295	306 Walter, Andre	0:17,476	356 Costa, Francesco	0:16,166
22 389 Langenbacher, Marvin	0:55,104	317 Dresen, Andreas	0:21,295	331 Schröder, Tim	0:17,513	329 Villagomez, Rafael	0:16,170
23 331 Schröder, Tim	0:55,163	352 Huefing, Brio	0:21,299	318 Walter, Luca	0:17,523	306 Walter, Andre	0:16,200
24 318 Walter, Luca	0:55,343	318 Walter, Luca	0:21,322	332 Bednar, Jan	0:17,528	357 Moor, Mark Villem	0:16,203
25 326 Reiböck, Lukas	0:55,416	331 Schröder, Tim	0:21,390	352 Huefing, Brio	0:17,545	308 Lopez, Marc	0:16,221
26 383 Potman, Mark	0:55,418	324 Fritsch, Valentino	0:21,421	389 Langenbacher, Marvin	0:17,552	326 Reiböck, Lukas	0:16,257
27 352 Huefing, Brio	0:55,504	389 Langenbacher, Marvin	0:21,435	326 Reiböck, Lukas	0:17,565	327 Jonsson, Lukas	0:16,257
28 324 Fritsch, Valentino	0:55,505	383 Potman, Mark	0:21,445	355 Speck, Luis Laurin	0:17,603	352 Huefing, Brio	0:16,265
29 355 Speck, Luis Laurin	0:55,885	355 Speck, Luis Laurin	0:21,779	324 Fritsch, Valentino	0:17,755	324 Fritsch, Valentino	0:16,285
30 308 Lopez, Marc	0:55,888	308 Lopez, Marc	0:21,790	308 Lopez, Marc	0:17,836	383 Potman, Mark	0:16,369
31 356 Costa, Francesco	0:56,017	356 Costa, Francesco	0:21,845	356 Costa, Francesco	0:17,881	355 Speck, Luis Laurin	0:16,486
32 327 Jonsson, Lukas	0:56,610	381 Van Walstijn, Senna	0:22,128	327 Jonsson, Lukas	0:17,930	391 Funda, Marcus	0:16,513
33 381 Van Walstijn, Senna	0:57,049	327 Jonsson, Lukas	0:22,153	381 Van Walstijn, Senna	0:18,189	381 Van Walstijn, Senna	0:16,732






DEUTSCHE KART-MEISTERSCHAFT

Round 1: 12 - 14 / 04 / 2019

SOUTH GARDA - LONATO (ITA)




DMSB RegNr 97-19

R 18 DSKG (KZ2) Finale

Die schnellsten Zeiten

Ort	Nr. Fahrername	Zeit	Streckenl.	Ø Speed
Ziel	345 Lagerstrom, Linus	0:53,657	1200 m	80,5 km/h
Sektion 1	310 Träger, Tim	0:20,765	531 m	92,1 km/h
Sektion 2	345 Lagerstrom, Linus	0:16,906	390 m	83,0 km/h
Sektion 3	323 Stumpf, Stephen	0:15,525	279 m	64,7 km/h

	Smr.330 Bos, Jeroen NLD CRG Holland			Smr.310 Träger, Tim DEU Mach1 Motorsport			Smr.382 Risom, Valdemar DNK RS Competition			Smr.397 Trefflows, Davids DEU SRP Racing Team			Smr.324 Fritsch, Valentino DEU BIREL ART RACING KSW			
	theoretisch mögliche Bestzeit	Ziel	Bestzeit	theoretisch mögliche Bestzeit	Ziel	Bestzeit	theoretisch mögliche Bestzeit	Ziel	Bestzeit	theoretisch mögliche Bestzeit	Ziel	Bestzeit	theoretisch mögliche Bestzeit	Ziel	Bestzeit	
best	0:54,352	0:21,101	0:17,330	0:15,865	0:53,663	0:20,765	0:17,119	0:15,561	0:53,973	0:21,033	0:17,151	0:15,789	0:55,505	0:21,421	0:17,755	0:16,285
Runde 1	1:03,517	0:26,422	0:19,264	0:17,831	1:03,653	0:25,838	0:19,780	0:18,035	1:04,206	0:25,677	0:20,232	0:18,297	1:02,444	0:25,256	0:19,123	0:18,065
Runde 2	1:00,896	0:23,661	0:19,297	0:17,938	1:00,895	0:23,489	0:19,359	0:18,047	1:01,334	0:23,656	0:19,655	0:18,023	1:00,792	0:23,424	0:19,465	0:17,903
Runde 3	1:00,324	0:23,383	0:19,165	0:17,776	1:00,754	0:23,339	0:19,291	0:18,124	1:00,821	0:23,625	0:19,330	0:17,866	1:01,215	0:23,348	0:19,787	0:18,080
Runde 4	1:00,334	0:23,311	0:19,386	0:17,637	0:59,962	0:23,193	0:18,904	0:17,865	0:59,904	0:23,394	0:19,006	0:17,504	1:01,040	0:23,432	0:19,677	0:17,931
Runde 5	0:58,942	0:23,109	0:18,692	0:17,141	0:59,777	0:23,295	0:18,977	0:17,505	0:59,344	0:23,288	0:18,943	0:17,113	0:59,887	0:23,211	0:19,210	0:17,466
Runde 6	0:58,236	0:22,732	0:18,497	0:17,007	0:59,014	0:23,098	0:18,718	0:17,198	0:58,928	0:22,926	0:18,900	0:17,002	0:58,923	0:22,871	0:18,775	0:17,277
Runde 7	0:57,706	0:22,378	0:18,517	0:16,811	0:58,558	0:22,756	0:18,653	0:17,149	0:58,280	0:22,725	0:18,498	0:17,057	0:58,715	0:22,728	0:18,851	0:17,136
Runde 8	0:56,753	0:21,984	0:18,270	0:16,499	0:57,953	0:22,369	0:18,419	0:17,165	0:57,907	0:22,337	0:18,412	0:17,158	0:57,841	0:22,436	0:18,455	0:16,950
Runde 9	0:56,651	0:21,986	0:18,266	0:16,399	0:56,932	0:21,969	0:18,516	0:16,447	0:57,896	0:22,190	0:18,642	0:17,064	0:58,116	0:22,170	0:19,089	0:16,857
Runde 10	0:56,559	0:22,145	0:17,968	0:16,446	0:56,439	0:21,826	0:18,261	0:16,352	0:57,234	0:21,952	0:18,206	0:17,076	0:57,385	0:22,164	0:18,292	0:16,929
Runde 11	0:55,909	0:21,744	0:17,896	0:16,269	0:56,308	0:21,741	0:18,116	0:16,451	0:57,214	0:22,104	0:18,245	0:16,865	0:57,237	0:22,163	0:18,251	0:16,823
Runde 12	0:55,673	0:21,743	0:17,825	0:16,105	0:55,265	0:21,535	0:17,785	0:15,945	0:56,918	0:21,874	0:18,160	0:16,884	0:56,885	0:21,941	0:18,174	0:16,770
Runde 13	0:55,656	0:21,616	0:17,777	0:16,263	0:55,734	0:21,550	0:17,636	0:16,548	0:56,547	0:21,991	0:17,954	0:16,602	0:56,659	0:21,988	0:18,077	0:16,594
Runde 14	0:55,434	0:21,701	0:17,501	0:16,232	0:54,588	0:21,206	0:17,526	0:15,856	0:56,484	0:21,868	0:18,009	0:16,607	0:56,438	0:21,811	0:17,999	0:16,628
Runde 15	0:55,310	0:21,424	0:17,753	0:16,133	0:54,976	0:21,653	0:17,516	0:15,807	0:56,481	0:21,762	0:18,053	0:16,666	0:56,351	0:21,819	0:18,026	0:16,506
Runde 16	0:54,953	0:21,507	0:17,386	0:16,060	0:55,208	0:21,128	0:17,938	0:16,142	0:55,830	0:21,602	0:18,100	0:16,128	0:57,059	0:21,687	0:18,706	0:16,666
Runde 17	0:54,798	0:21,234	0:17,525	0:16,039	0:54,767	0:21,277	0:17,546	0:15,944	0:55,191	0:21,465	0:17,724	0:16,002	0:56,022	0:21,652	0:17,946	0:16,424
Runde 18	0:54,812	0:21,204	0:17,449	0:16,159	0:53,714	0:20,905	0:17,178	0:15,631	0:55,164	0:21,384	0:17,666	0:16,114	0:55,505	0:21,465	0:17,755	0:16,285
Runde 19	0:54,412	0:21,101	0:17,330	0:15,981	0:53,663	0:20,765	0:17,119	0:15,779	0:54,939	0:21,583	0:17,341	0:16,015	0:56,234	0:21,595	0:18,284	0:16,355
Runde 20	0:55,702	0:21,103	0:18,486	0:16,113	0:54,283	0:20,881	0:17,215	0:16,187	0:54,396	0:21,247	0:17,353	0:15,796	0:55,747	0:21,505	0:17,892	0:16,350
Runde 21	0:54,352	0:21,139	0:17,348	0:15,865	0:54,744	0:21,720	0:17,463	0:15,561	0:53,973	0:21,033	0:17,151	0:15,789	0:55,572	0:21,421	0:17,785	0:16,366





Round 1: 12 - 14 / 04 / 2019

SOUTH GARDA - LONATO (ITA)

DEUTSCHE KART-MEISTERSCHAFT



DMSB RegNr 97-19

R 18 DSKG (KZ2) Finale

Die schnellsten Zeiten

Ort	Nr. Fahrername	Zeit	Streckenkil.	Ø Speed
Ziel	345 Lagerstrom, Linus	0:53,657	1200 m	80,5 km/h
Sektion 1	310 Träger, Tim	0:20,765	531 m	92,1 km/h
Sektion 2	345 Lagerstrom, Linus	0:16,906	390 m	83,0 km/h
Sektion 3	323 Stumpf, Stephen	0:15,525	279 m	64,7 km/h

	Smr. 345 Lagerstrom, Linus SWE			Smr. 329 Villegomez, Rafael MEX			Smr. 306 Walter, Andre DEU			Smr. 389 Langenbacher, Marvin DEU			Smr. 359 La Marina, Alessio ITA			
	Linus Lagerstrom			BIREL ART RACING KSW			Solgat Motorsport			RS Motorsport			SRP Racing Team			
	theoretisch mögliche Bestzeit 0:53,426			theoretisch mögliche Bestzeit 0:54,596			theoretisch mögliche Bestzeit 0:54,739			theoretisch mögliche Bestzeit 0:54,878			theoretisch mögliche Bestzeit 0:54,420			
best	Ziel	Sektion 1	Sektion 2	Sektion 3	Ziel	Sektion 1	Sektion 2	Sektion 3	Ziel	Sektion 1	Sektion 2	Sektion 3	Ziel	Sektion 1	Sektion 2	Sektion 3
Runde 1	0:53,657	0:20,919	0:16,906	0:15,601	1:04,923	0:25,821	0:20,369	0:18,733	1:04,414	0:25,847	0:20,218	0:18,349	1:04,632	0:25,850	0:20,307	0:18,475
Runde 2	1:04,487	0:24,787	0:20,848	0:18,852	1:01,827	0:23,806	0:19,780	0:18,241	1:01,626	0:23,891	0:19,722	0:18,013	1:01,707	0:23,703	0:19,781	0:18,223
Runde 3	1:02,328	0:24,040	0:19,945	0:18,343	1:01,737	0:23,581	0:19,739	0:18,417	1:01,391	0:23,555	0:19,867	0:17,969	1:01,474	0:23,584	0:19,793	0:18,097
Runde 4	1:01,822	0:23,725	0:19,853	0:18,244	1:00,672	0:23,509	0:19,287	0:17,876	1:00,672	0:23,357	0:19,511	0:17,804	1:00,865	0:23,456	0:19,563	0:17,846
Runde 5	1:00,853	0:23,409	0:19,412	0:18,032	0:59,336	0:23,103	0:19,057	0:17,176	0:59,676	0:23,188	0:19,080	0:17,408	0:59,993	0:23,149	0:19,370	0:17,474
Runde 6	1:00,291	0:23,083	0:19,294	0:17,914	0:59,322	0:23,045	0:19,011	0:17,266	0:59,625	0:23,002	0:19,236	0:17,387	0:59,386	0:23,024	0:19,008	0:17,354
Runde 7	0:59,504	0:23,217	0:18,661	0:17,626	0:58,789	0:22,928	0:18,739	0:17,122	0:59,172	0:22,871	0:19,090	0:17,211	0:58,715	0:22,692	0:18,929	0:17,094
Runde 8	0:58,714	0:22,397	0:18,972	0:17,345	0:58,517	0:22,790	0:18,717	0:17,010	0:58,274	0:22,614	0:18,901	0:16,759	0:58,269	0:22,577	0:18,659	0:17,033
Runde 9	0:56,828	0:22,367	0:18,011	0:16,450	0:57,370	0:22,351	0:18,276	0:16,743	0:57,348	0:22,208	0:18,471	0:16,669	0:57,334	0:22,344	0:18,188	0:16,802
Runde 10	0:57,062	0:21,950	0:18,458	0:16,654	0:58,977	0:22,294	0:18,693	0:17,990	0:57,644	0:22,395	0:18,583	0:16,666	0:57,628	0:22,092	0:18,515	0:17,021
Runde 11	0:56,084	0:21,580	0:17,930	0:16,574	0:56,710	0:22,098	0:18,013	0:16,599	0:57,082	0:22,236	0:18,367	0:16,479	0:57,052	0:22,001	0:18,268	0:16,783
Runde 12	0:56,730	0:21,904	0:18,123	0:16,703	0:57,159	0:22,332	0:17,993	0:16,834	0:56,794	0:22,010	0:18,327	0:16,457	0:57,697	0:21,727	0:18,734	0:17,236
Runde 13	0:55,298	0:21,531	0:17,629	0:16,138	0:56,386	0:21,884	0:17,666	0:16,836	0:56,442	0:21,980	0:18,196	0:16,266	0:56,725	0:22,216	0:17,928	0:16,581
Runde 14	0:55,780	0:21,570	0:17,815	0:16,395	0:55,786	0:21,683	0:17,473	0:16,630	0:55,960	0:21,797	0:17,985	0:16,178	0:56,699	0:21,456	0:17,754	0:17,489
Runde 15	0:55,202	0:21,480	0:17,476	0:16,246	0:55,385	0:21,404	0:17,429	0:16,552	0:57,224	0:21,770	0:18,010	0:17,444	0:56,239	0:21,656	0:17,907	0:16,676
Runde 16	0:54,566	0:21,129	0:17,284	0:16,153	0:56,619	0:21,654	0:17,599	0:17,366	0:57,354	0:21,593	0:17,941	0:17,820	0:56,912	0:21,582	0:17,689	0:17,641
Runde 17	0:55,018	0:20,919	0:17,453	0:16,646	0:54,958	0:21,438	0:17,350	0:16,170	0:55,374	0:21,443	0:17,715	0:16,216	0:55,679	0:21,332	0:17,729	0:16,618
Runde 18	0:54,613	0:21,253	0:17,244	0:16,116	0:54,834	0:21,372	0:17,192	0:16,270	0:55,354	0:21,507	0:17,728	0:16,119	0:54,853	0:21,018	0:17,546	0:16,289
Runde 19	0:54,263	0:21,154	0:17,175	0:15,934	0:55,319	0:21,419	0:16,481	0:16,481	0:55,108	0:21,435	0:17,628	0:16,045	0:56,355	0:22,540	0:17,729	0:16,086
Runde 20	0:53,657	0:21,150	0:16,906	0:15,601	0:55,290	0:21,354	0:17,322	0:16,614	0:55,596	0:21,915	0:17,552	0:16,129	0:54,862	0:21,400	0:17,365	0:16,097
Runde 21	0:55,049	0:21,187	0:17,768	0:16,094	0:55,386	0:21,234	0:17,543	0:16,609	0:55,104	0:21,517	0:17,696	0:15,891	0:54,659	0:21,089	0:17,316	0:16,234






DEUTSCHE KART-MEISTERSCHAFT

Round 1: 12 - 14 / 04 / 2019

SOUTH GARDA - LONATO (ITA)




DMSB RegNr 97-19

R 18 DSKG (KZ2) Finale

Die schnellsten Zeiten

Ort	Nr. Fahrername	Zeit	Streckenl.	Ø Speed
Ziel	345 Lagerstrom, Linus	0:53,657	1200 m	80,5 km/h
Sektion 1	310 Träger, Tim	0:20,765	531 m	92,1 km/h
Sektion 2	345 Lagerstrom, Linus	0:16,906	390 m	83,0 km/h
Sektion 3	323 Stumpf, Stephen	0:15,525	279 m	64,7 km/h

	Snr.357 Moor,Mark Villem EST			Snr.307 Himmels,Yannik DEU			Snr.333 Kapetanidis,Konstantin DEU			Snr.312 Colakovic,Nermin DEU			Snr.319 Elter,Marc DEU			
	CPB SPORT	theoretisch mögliche Bestzeit 0:54,527		Valier Motorsport		theoretisch mögliche Bestzeit 0:54,308		Valier Motorsport		Solgat Motorsport		theoretisch mögliche Bestzeit 0:54,604		CRG Holland		
best	Ziel	Sektion 1	Sektion 2	Sektion 3	Ziel	Sektion 1	Sektion 2	Sektion 3	Ziel	Sektion 1	Sektion 2	Sektion 3	Ziel	Sektion 1	Sektion 2	Sektion 3
Runde 1	1:05,796	0:26,635	0:20,339	0:18,822	1:08,460	0:26,816	0:22,105	0:19,539	1:08,188	0:26,971	0:21,339	0:19,878	1:08,784	0:26,717	0:22,151	0:19,916
Runde 2	1:02,394	0:23,724	0:20,438	0:18,232	1:03,675	0:23,892	0:20,863	0:18,920	1:03,808	0:24,356	0:20,799	0:18,653	1:04,192	0:24,367	0:20,380	0:19,445
Runde 3	1:01,482	0:23,572	0:19,660	0:18,250	1:01,729	0:23,581	0:19,805	0:18,343	1:02,203	0:23,855	0:20,029	0:18,319	1:02,139	0:23,915	0:19,958	0:18,266
Runde 4	1:01,486	0:23,301	0:19,587	0:18,598	1:02,336	0:23,728	0:19,994	0:18,614	1:02,388	0:23,779	0:19,904	0:18,705	1:01,366	0:23,974	0:19,437	0:17,955
Runde 5	1:00,604	0:23,335	0:19,579	0:17,690	1:01,127	0:23,543	0:19,729	0:17,855	1:00,126	0:23,433	0:19,506	0:17,187	1:01,133	0:23,792	0:19,392	0:17,949
Runde 6	0:59,260	0:22,928	0:19,098	0:17,234	0:58,890	0:22,663	0:18,992	0:17,235	0:59,724	0:23,036	0:19,263	0:17,425	0:59,954	0:23,160	0:19,359	0:17,435
Runde 7	0:58,636	0:22,488	0:18,943	0:17,205	0:59,153	0:22,967	0:19,181	0:17,005	0:59,322	0:23,517	0:18,703	0:17,102	0:59,102	0:23,038	0:18,870	0:17,194
Runde 8	0:57,621	0:22,369	0:18,361	0:16,891	0:58,910	0:22,785	0:18,812	0:17,313	0:58,841	0:22,605	0:18,941	0:17,295	0:57,768	0:22,305	0:18,628	0:16,835
Runde 9	0:57,129	0:22,128	0:18,223	0:16,778	0:58,153	0:22,433	0:18,594	0:17,126	0:58,155	0:22,447	0:18,643	0:17,065	0:58,470	0:22,263	0:18,709	0:16,798
Runde 10	0:56,949	0:21,709	0:18,278	0:16,962	0:56,295	0:22,158	0:17,871	0:16,266	0:57,263	0:22,629	0:18,401	0:16,233	0:56,956	0:22,130	0:18,376	0:16,450
Runde 11	0:56,352	0:21,732	0:18,040	0:16,580	0:55,899	0:21,886	0:17,641	0:16,372	0:56,164	0:21,735	0:18,078	0:16,351	0:56,552	0:21,539	0:17,893	0:17,120
Runde 12	0:57,173	0:21,630	0:18,251	0:17,292	0:55,956	0:21,487	0:17,989	0:16,480	0:55,926	0:21,618	0:18,028	0:16,280	0:57,083	0:21,722	0:18,276	0:17,085
Runde 13	0:55,961	0:21,609	0:17,906	0:16,446	0:55,578	0:21,828	0:17,565	0:16,185	0:56,675	0:21,848	0:18,156	0:16,671	0:55,427	0:21,371	0:17,873	0:16,183
Runde 14	0:55,563	0:21,615	0:17,728	0:16,220	0:56,188	0:21,674	0:18,339	0:16,175	0:56,597	0:22,023	0:18,143	0:16,431	0:55,277	0:21,293	0:17,592	0:16,392
Runde 15	0:55,814	0:21,470	0:17,850	0:16,494	0:56,007	0:21,661	0:18,288	0:16,058	0:55,273	0:21,724	0:17,638	0:15,911	0:55,747	0:21,778	0:17,663	0:17,443
Runde 16	0:58,562	0:21,357	0:19,556	0:17,649	0:55,199	0:21,502	0:17,617	0:16,080	0:54,931	0:21,376	0:17,724	0:15,831	0:56,771	0:21,637	0:17,356	0:17,778
Runde 17	0:56,554	0:21,264	0:17,572	0:17,118	0:54,805	0:21,333	0:17,493	0:15,979	0:55,116	0:21,340	0:17,727	0:16,049	0:55,206	0:21,253	0:17,405	0:16,548
Runde 18	0:55,805	0:22,339	0:17,263	0:16,203	0:54,724	0:21,435	0:17,359	0:15,930	0:55,378	0:21,454	0:17,856	0:16,068	0:55,578	0:21,461	0:18,013	0:16,104
Runde 19	0:55,509	0:21,454	0:17,665	0:16,390	0:55,028	0:21,577	0:17,569	0:15,882	0:54,964	0:21,539	0:17,544	0:15,881	0:54,357	0:21,166	0:17,125	0:16,066
Runde 20	0:54,647	0:21,061	0:17,370	0:16,216	0:54,520	0:21,220	0:17,359	0:15,941	0:54,458	0:21,182	0:17,364	0:15,912	0:54,267	0:21,104	0:17,160	0:16,003
Runde 21	0:54,686	0:21,073	0:17,304	0:16,309	0:54,438	0:21,009	0:17,367	0:16,062	0:54,897	0:21,342	0:17,793	0:15,762	0:54,085	0:20,893	0:17,265	0:15,927





Round 1: 12 - 14 / 04 / 2019

SOUTH GARDA - LONATO (ITA)

DEUTSCHE KART-MEISTERSCHAFT



DMSB RegNr 97-19

R 18 DSKG (KZ2) Finale

Die schnellsten Zeiten

Ort	Nr. Fahrername	Zeit	Streckenl.	Ø Speed
Ziel	345 Lagerstrom, Linus	0:53,657	1200 m	80,5 km/h
Sektion 1	310 Träger, Tim	0:20,765	531 m	92,1 km/h
Sektion 2	345 Lagerstrom, Linus	0:16,906	390 m	83,0 km/h
Sektion 3	323 Stumpf, Stephen	0:15,525	279 m	64,7 km/h

	Snr.323 Stumpf,Stephen DEU Solgat Motorsport			Snr.394 Leibmann,Daniel DEU Bamberger Karttracing			Snr.390 Greif,Toni DEU Solgat Motorsport			Snr.358 Graf,Adrian DEU Solgat Motorsport			Snr.391 Funda,Marcus AUT ZANCHI MOTORSPORT							
	theoretisch mögliche Bestzeit	Ziel	Sektion 3	theoretisch mögliche Bestzeit	Ziel	Sektion 3	theoretisch mögliche Bestzeit	Ziel	Sektion 3	theoretisch mögliche Bestzeit	Ziel	Sektion 3	theoretisch mögliche Bestzeit	Ziel	Sektion 3					
best	0:53,765	0:21,027	0:17,213	0:15,525	0:54,290	0:21,030	0:17,188	0:15,921	0:54,785	0:21,215	0:17,420	0:15,970	0:54,310	0:21,194	0:17,208	0:15,908	0:54,956	0:21,047	0:17,342	0:16,513
Runde 1	1:07,758	0:27,212	0:21,257	0:19,289	1:08,272	0:26,626	0:21,560	0:20,086	1:11,697	0:28,826	0:21,754	0:21,117	1:08,887	0:26,940	0:22,314	0:19,633	1:04,770	0:25,743	0:20,298	0:18,729
Runde 2	1:04,487	0:24,643	0:20,848	0:18,996	1:04,110	0:24,019	0:20,753	0:19,338	1:04,044	0:24,279	0:20,370	0:19,395	1:04,555	0:24,688	0:20,553	0:19,314	1:01,742	0:23,801	0:19,766	0:18,175
Runde 3	1:02,270	0:24,177	0:19,955	0:18,138	1:02,589	0:23,818	0:20,340	0:18,431	1:02,487	0:23,791	0:19,928	0:18,768	1:02,864	0:24,407	0:20,122	0:18,335	1:01,713	0:23,733	0:19,806	0:18,174
Runde 4	1:01,987	0:23,959	0:19,628	0:18,400	1:01,117	0:23,881	0:19,409	0:17,827	1:02,456	0:23,782	0:19,797	0:18,877	1:02,832	0:24,629	0:20,277	0:17,926	1:01,858	0:23,652	0:19,932	0:18,274
Runde 5	1:01,509	0:23,927	0:19,642	0:17,940	1:00,658	0:23,382	0:19,591	0:17,685	1:00,801	0:23,794	0:19,383	0:17,624	1:00,938	0:23,725	0:19,500	0:17,713	1:01,893	0:24,013	0:19,471	0:18,409
Runde 6	1:00,323	0:23,601	0:19,372	0:17,350	0:59,842	0:23,277	0:19,210	0:17,355	0:59,612	0:22,964	0:19,177	0:17,471	1:00,049	0:23,182	0:19,262	0:17,605	0:59,756	0:23,002	0:19,147	0:17,607
Runde 7	0:59,857	0:23,536	0:19,142	0:17,179	1:00,111	0:23,767	0:18,972	0:17,372	0:59,586	0:22,943	0:18,792	0:17,851	0:59,745	0:22,912	0:19,318	0:17,515	0:59,268	0:23,061	0:18,872	0:17,335
Runde 8	0:57,605	0:22,252	0:18,651	0:16,702	0:57,643	0:22,422	0:18,537	0:16,684	0:58,141	0:22,300	0:18,742	0:17,099	0:59,935	0:22,676	0:19,195	0:18,064	0:58,905	0:22,518	0:18,588	0:17,799
Runde 9	0:57,427	0:22,290	0:18,534	0:16,603	0:57,719	0:22,394	0:18,395	0:16,930	0:57,953	0:22,364	0:18,557	0:17,032	0:57,939	0:22,145	0:18,512	0:17,282	0:58,779	0:22,162	0:18,523	0:18,094
Runde 10	0:57,205	0:22,401	0:18,570	0:16,234	0:57,497	0:22,082	0:18,547	0:16,868	0:56,944	0:22,015	0:18,224	0:16,705	0:56,984	0:22,294	0:17,966	0:16,724	0:58,023	0:22,380	0:18,367	0:17,276
Runde 11	0:57,408	0:21,820	0:18,061	0:17,527	0:56,966	0:22,044	0:18,186	0:16,736	0:57,665	0:22,126	0:18,036	0:17,503	0:56,460	0:21,868	0:18,112	0:16,480	0:57,168	0:22,038	0:18,120	0:17,010
Runde 12	0:57,012	0:21,620	0:17,994	0:17,398	0:56,936	0:21,513	0:19,080	0:16,343	0:56,329	0:21,729	0:18,254	0:16,346	0:56,382	0:21,950	0:18,480	0:15,952	0:57,889	0:22,127	0:17,889	0:17,873
Runde 13	0:55,532	0:21,746	0:17,714	0:16,072	0:55,545	0:21,649	0:17,692	0:16,204	0:56,126	0:21,869	0:18,017	0:16,240	0:56,159	0:21,792	0:17,861	0:16,506	0:57,110	0:22,304	0:17,861	0:16,945
Runde 14	0:55,563	0:21,520	0:17,743	0:16,300	0:55,213	0:21,443	0:17,582	0:16,188	0:56,344	0:21,773	0:18,091	0:16,480	0:57,268	0:21,978	0:18,604	0:16,686	0:56,664	0:22,000	0:17,925	0:16,739
Runde 15	1:00,687	0:21,412	0:17,687	0:21,588	0:55,851	0:21,446	0:17,624	0:16,781	0:55,833	0:21,812	0:17,799	0:16,222	0:56,717	0:22,381	0:17,489	0:16,847	0:56,625	0:21,978	0:17,837	0:16,810
Runde 16	0:54,580	0:21,285	0:17,323	0:15,972	0:55,682	0:21,546	0:17,528	0:16,608	0:55,384	0:21,615	0:17,653	0:16,116	0:55,124	0:21,508	0:17,384	0:16,232	0:56,293	0:21,731	0:17,726	0:16,836
Runde 17	0:54,750	0:21,442	0:17,430	0:15,878	0:56,318	0:21,847	0:17,738	0:16,733	0:55,103	0:21,496	0:17,636	0:15,971	0:55,111	0:21,340	0:17,505	0:16,266	0:56,359	0:21,879	0:17,715	0:16,765
Runde 18	0:55,190	0:21,248	0:17,659	0:16,283	0:55,334	0:21,751	0:17,539	0:16,044	0:54,785	0:21,215	0:17,568	0:16,002	0:55,746	0:21,915	0:17,882	0:15,949	0:57,667	0:22,665	0:17,636	0:17,366
Runde 19	0:54,621	0:21,434	0:17,339	0:15,848	0:55,581	0:21,287	0:17,188	0:17,106	0:55,174	0:21,363	0:17,547	0:16,264	0:54,310	0:21,194	0:17,208	0:15,908	0:55,225	0:21,337	0:17,375	0:16,513
Runde 20	0:54,075	0:21,045	0:17,233	0:15,797	0:54,942	0:21,193	0:17,801	0:15,948	0:54,856	0:21,283	0:17,420	0:16,153	0:54,594	0:21,256	0:17,225	0:16,113	0:54,956	0:21,047	0:17,342	0:16,567
Runde 21	0:53,765	0:21,027	0:17,213	0:15,525	0:54,290	0:21,030	0:17,339	0:15,921	0:54,829	0:21,307	0:17,552	0:15,970	0:54,626	0:21,253	0:17,287	0:16,086	0:57,058	0:21,680	0:18,624	0:16,754






DEUTSCHE KART-MEISTERSCHAFT

Round 1: 12 - 14 / 04 / 2019

SOUTH GARDA - LONATO (ITA)




DMSB RegNr 97-19

R 18 DSKG (KZ2) Finale

Die schnellsten Zeiten

Ort	Nr. Fahrername	Zeit	Streckenkil.	Ø Speed
Ziel	345 Lagerstrom, Linus	0:53,657	1200 m	80,5 km/h
Sektion 1	310 Träger, Tim	0:20,765	531 m	92,1 km/h
Sektion 2	345 Lagerstrom, Linus	0:16,906	390 m	83,0 km/h
Sektion 3	323 Stumpf, Stephen	0:15,525	279 m	64,7 km/h

	Smr.331 Schröder, Tim DEU			Smr.328 Hofmann, Benedikt DEU			Smr.383 Poiman, Mark NLD			Smr.352 Huetting, Brito NLD			Smr.326 Reiböck, Lukas AUT							
	theoretisch mögliche Bestzeit	Ziel	Bestzeit	theoretisch mögliche Bestzeit	Ziel	Bestzeit	theoretisch mögliche Bestzeit	Ziel	Bestzeit	theoretisch mögliche Bestzeit	Ziel	Bestzeit	theoretisch mögliche Bestzeit	Ziel	Bestzeit					
best	0:55,163	0:21,390	0:17,513	0:15,998	0:54,228	0:20,871	0:17,219	0:15,875	0:55,418	0:21,445	0:17,463	0:16,369	0:55,504	0:21,299	0:17,545	0:16,265	0:55,416	0:21,216	0:17,565	0:16,257
Runde 1	1:08,100	0:27,019	0:21,553	0:19,528	1:09,190	0:26,796	0:21,864	0:20,530	1:06,347	0:26,500	0:20,733	0:19,114	1:09,612	0:27,675	0:21,737	0:20,200	1:10,001	0:27,336	0:22,644	0:20,021
Runde 2	1:03,478	0:24,431	0:20,413	0:18,634	1:04,064	0:24,528	0:20,162	0:19,374	1:03,308	0:24,268	0:20,263	0:18,777	1:04,123	0:24,350	0:20,542	0:19,231	1:04,428	0:24,624	0:20,441	0:19,363
Runde 3	1:01,947	0:23,622	0:20,093	0:18,232	1:02,644	0:24,114	0:20,036	0:18,494	1:02,491	0:23,740	0:20,076	0:18,675	1:02,554	0:24,071	0:20,157	0:18,326	1:02,544	0:23,925	0:20,158	0:18,461
Runde 4	1:02,236	0:23,788	0:19,933	0:18,515	1:03,088	0:23,984	0:20,537	0:18,567	1:02,081	0:23,313	0:19,665	0:18,103	1:01,840	0:24,199	0:19,897	0:17,744	1:02,839	0:23,806	0:20,539	0:18,494
Runde 5	1:00,413	0:23,689	0:19,287	0:17,437	1:01,022	0:23,791	0:19,287	0:17,944	1:00,941	0:23,497	0:19,386	0:18,058	1:00,719	0:23,457	0:19,530	0:17,732	1:00,116	0:23,444	0:19,366	0:17,306
Runde 6	0:59,790	0:22,834	0:19,159	0:17,797	0:59,708	0:23,523	0:18,924	0:17,261	1:00,406	0:23,151	0:19,361	0:17,894	0:59,856	0:23,110	0:19,505	0:17,241	0:59,699	0:22,952	0:19,316	0:17,431
Runde 7	1:00,279	0:23,520	0:19,623	0:17,136	1:00,733	0:22,919	0:18,867	0:18,947	0:59,414	0:23,175	0:18,709	0:17,530	1:00,106	0:23,574	0:19,153	0:17,379	1:01,181	0:23,136	0:19,348	0:18,697
Runde 8	0:59,123	0:22,521	0:19,017	0:17,585	0:58,915	0:22,414	0:18,649	0:17,852	0:58,817	0:22,420	0:19,053	0:17,344	0:59,007	0:22,873	0:19,076	0:17,058	0:59,017	0:22,424	0:18,818	0:17,775
Runde 9	0:59,587	0:22,303	0:19,460	0:17,824	0:57,467	0:22,214	0:18,151	0:17,102	0:58,497	0:22,727	0:18,653	0:17,117	0:58,108	0:22,612	0:18,795	0:16,701	0:57,616	0:22,226	0:18,186	0:17,204
Runde 10	0:57,856	0:21,968	0:18,692	0:17,196	0:57,374	0:22,322	0:18,447	0:16,605	1:00,396	0:23,138	0:18,974	0:18,284	0:57,632	0:22,239	0:18,686	0:16,707	0:56,840	0:22,184	0:18,266	0:16,390
Runde 11	0:57,639	0:22,657	0:18,336	0:16,646	0:56,634	0:21,724	0:18,047	0:16,863	0:57,569	0:22,232	0:18,268	0:17,069	0:58,838	0:22,284	0:18,178	0:18,376	0:57,997	0:21,995	0:18,127	0:17,875
Runde 12	0:56,834	0:21,978	0:18,276	0:16,580	0:56,502	0:21,618	0:18,473	0:16,411	0:56,776	0:22,045	0:18,131	0:16,600	0:56,736	0:21,996	0:18,241	0:16,499	0:56,760	0:21,985	0:18,219	0:16,556
Runde 13	0:57,065	0:21,979	0:18,709	0:16,377	0:55,930	0:21,582	0:17,970	0:16,378	0:56,796	0:21,889	0:18,206	0:16,701	0:56,200	0:21,797	0:18,012	0:16,391	0:56,179	0:21,731	0:18,062	0:16,386
Runde 14	0:56,456	0:21,812	0:18,109	0:16,535	0:56,970	0:21,784	0:18,020	0:17,166	0:56,778	0:21,915	0:18,227	0:16,636	0:56,492	0:21,988	0:17,983	0:16,521	0:56,441	0:21,823	0:18,069	0:16,549
Runde 15	0:56,623	0:22,258	0:17,939	0:16,426	0:56,799	0:21,985	0:18,017	0:16,797	0:58,139	0:23,349	0:17,900	0:16,890	0:56,801	0:21,802	0:18,165	0:16,834	0:56,704	0:21,744	0:18,181	0:16,779
Runde 16	0:55,435	0:21,390	0:17,879	0:16,166	0:54,993	0:21,774	0:17,344	0:15,875	0:56,497	0:22,234	0:17,648	0:16,615	0:56,341	0:21,987	0:17,843	0:16,511	0:56,364	0:22,079	0:17,927	0:16,358
Runde 17	0:55,197	0:21,395	0:17,594	0:16,208	0:54,871	0:21,016	0:17,411	0:16,444	0:56,037	0:21,834	0:17,640	0:16,563	0:55,811	0:21,710	0:17,700	0:16,401	0:55,939	0:21,823	0:17,695	0:16,421
Runde 18	0:55,335	0:21,612	0:17,725	0:15,998	0:54,908	0:21,584	0:17,371	0:15,953	0:55,970	0:21,542	0:17,870	0:16,558	0:56,223	0:21,695	0:18,263	0:16,265	0:56,224	0:21,662	0:18,161	0:16,401
Runde 19	0:56,197	0:21,986	0:17,513	0:16,698	0:57,543	0:21,277	0:17,278	0:18,988	0:55,731	0:21,655	0:17,611	0:16,465	0:55,504	0:21,485	0:17,545	0:16,474	0:55,597	0:21,392	0:17,565	0:16,640
Runde 20	0:55,163	0:21,630	0:17,531	0:16,002	0:55,184	0:20,871	0:17,445	0:16,868	0:55,418	0:21,522	0:17,463	0:16,433	0:55,542	0:21,604	0:17,661	0:16,277	0:55,416	0:21,563	0:17,596	0:16,257
Runde 21	0:55,444	0:21,617	0:17,726	0:16,101	0:54,228	0:20,902	0:17,219	0:16,107	0:55,799	0:21,445	0:17,985	0:16,369	0:55,774	0:21,299	0:17,963	0:16,512	0:55,720	0:21,216	0:18,041	0:16,463






DEUTSCHE KART-MEISTERSCHAFT

Round 1: 12 - 14 / 04 / 2019

SOUTH GARDA - LONATO (ITA)




DMSB RegNr 97-19

R 18 DSKG (KZ2) Finale

Die schnellsten Zeiten

Ort	Nr. Fahrername	Zeit	Streckenl.	Ø Speed
Ziel	345 Lagerstrom, Linus	0:53,657	1200 m	80,5 km/h
Sektion 1	310 Träger, Tim	0:20,765	531 m	92,1 km/h
Sektion 2	345 Lagerstrom, Linus	0:16,906	390 m	83,0 km/h
Sektion 3	323 Stumpf, Stephen	0:15,525	279 m	64,7 km/h

	Smr.318 Walter, Luca DEU Luca Walter		Smr.317 Dresen, Andreas DEU SRP Racing Team		Smr.308 Lopez, Marc ESP CRG Keizer racing		Smr.355 Speck, Luis Laurin DEU Tbkart Srl.		Smr.332 Bednar, Jan CZE GREGOR KART S.R.O.	
	theoretisch mögliche Bestzeit	Ziel	theoretisch mögliche Bestzeit	Ziel	theoretisch mögliche Bestzeit	Ziel	theoretisch mögliche Bestzeit	Ziel	theoretisch mögliche Bestzeit	Ziel
best	0:55,343	0:21,322	0:17,523	0:16,146	0:54,730	0:21,295	0:17,366	0:16,009	0:54,709	0:21,162
Runde 1	1:09,981	0:27,711	0:22,279	0:19,991	1:09,831	0:27,324	0:22,643	0:19,864	1:07,630	0:27,232
Runde 2	1:04,463	0:24,460	0:20,694	0:19,309	1:04,731	0:24,508	0:20,438	0:19,785	1:04,893	0:24,369
Runde 3	1:02,591	0:23,875	0:20,264	0:18,452	1:03,556	0:24,943	0:19,879	0:18,734	1:02,082	0:23,898
Runde 4	1:02,914	0:23,869	0:20,228	0:18,817	1:01,997	0:23,941	0:19,662	0:18,394	1:01,938	0:23,772
Runde 5	1:01,654	0:24,186	0:19,567	0:17,901	1:01,666	0:23,860	0:19,578	0:18,228	1:02,604	0:24,115
Runde 6	0:59,708	0:23,269	0:19,282	0:17,157	1:00,391	0:23,419	0:19,254	0:17,718	0:59,949	0:23,350
Runde 7	0:59,718	0:22,739	0:18,886	0:18,093	0:59,343	0:22,967	0:19,074	0:17,302	0:59,942	0:23,151
Runde 8	0:59,463	0:22,410	0:18,921	0:18,132	0:59,931	0:22,811	0:18,969	0:17,151	1:00,709	0:22,859
Runde 9	0:58,587	0:22,864	0:18,588	0:17,135	0:58,682	0:22,755	0:18,734	0:17,193	0:59,234	0:23,189
Runde 10	0:58,367	0:22,448	0:18,901	0:17,018	0:59,314	0:22,577	0:18,756	0:17,981	0:58,726	0:22,808
Runde 11	0:56,582	0:22,125	0:18,087	0:16,370	0:57,653	0:22,357	0:18,273	0:17,023	0:58,098	0:22,331
Runde 12	0:55,934	0:21,982	0:17,747	0:16,205	0:57,832	0:22,311	0:18,252	0:17,269	0:57,721	0:22,582
Runde 13	0:55,504	0:21,714	0:17,644	0:16,146	0:57,157	0:22,134	0:18,242	0:16,781	0:57,176	0:22,139
Runde 14	0:56,146	0:21,618	0:17,862	0:16,666	0:57,410	0:22,466	0:18,222	0:16,722	0:58,211	0:22,299
Runde 15	0:56,834	0:21,839	0:18,039	0:16,956	0:56,317	0:21,931	0:17,986	0:16,400	0:56,830	0:22,162
Runde 16	0:56,371	0:21,789	0:17,962	0:16,620	0:56,383	0:21,576	0:17,691	0:17,116	0:57,339	0:22,114
Runde 17	0:55,784	0:21,528	0:17,851	0:16,405	0:55,816	0:21,622	0:18,055	0:16,139	0:56,483	0:21,928
Runde 18	0:56,403	0:21,717	0:17,995	0:16,691	0:55,641	0:21,483	0:18,008	0:16,150	0:56,182	0:21,938
Runde 19	0:55,413	0:21,322	0:17,523	0:16,568	0:54,730	0:21,295	0:17,426	0:16,009	0:57,094	0:21,791
Runde 20	0:55,343	0:21,400	0:17,684	0:16,259	0:54,881	0:21,452	0:17,366	0:16,063	0:56,524	0:22,094
Runde 21	0:55,900	0:21,422	0:17,865	0:16,613	0:55,428	0:21,897	0:17,439	0:16,092	0:55,885	0:21,779
					0:55,888	0:21,790	0:17,836	0:16,262	0:55,885	0:21,779
					0:55,888	0:21,790	0:17,836	0:16,262	0:55,885	0:21,779





DEUTSCHE KART-MEISTERSCHAFT

Round 1: 12 - 14 / 04 / 2019

SOUTH GARDA - LONATO (ITA)






DMSB RegNr 97-19

R 18 DSKG (KZ2) Finale

Die schnellsten Zeiten

Ort	Nr. Fahrername	Zeit	Streckenl.	ø Speed
Ziel	345 Lagerstrom, Linus	0:53,657	1200 m	80,5 km/h
Sektion 1	310 Träger, Tim	0:20,765	531 m	92,1 km/h
Sektion 2	345 Lagerstrom, Linus	0:16,906	390 m	83,0 km/h
Sektion 3	323 Stumpf, Stephen	0:15,525	279 m	64,7 km/h

	Snr.356 Costa, Francesco ITA Francesco Costa	Snr.327 Jonsson, Lukas SWE JP Racing	Snr.381 Van Walstijn, Senna NLD SP Motor Sport	Ziel	Sektion 1	Sektion 2	Sektion 3	Ziel	Sektion 1	Sektion 2	Sektion 3
best	0:56,017	0:21,845	0:17,881	0:16,166	theoretisch mögliche Bestzeit 0:55,892	theoretisch mögliche Bestzeit 0:56,340	theoretisch mögliche Bestzeit 0:57,049	Ziel	Sektion 1	Sektion 2	Sektion 3
Runde 1	1:06,843	0:25,824	0:21,165	0:19,854	1:10,978	0:27,660	0:22,590	0:20,728	1:08,461	0:27,005	0:21,972
Runde 2	1:03,384	0:24,128	0:20,124	0:19,132	1:05,387	0:25,440	0:20,570	0:19,377	1:03,595	0:24,202	0:20,398
Runde 3	1:02,362	0:24,086	0:19,880	0:18,396	1:03,494	0:24,709	0:19,851	0:18,934	1:01,798	0:23,727	0:19,881
Runde 4	1:02,059	0:24,012	0:19,829	0:18,218	1:02,066	0:24,244	0:19,984	0:17,838	1:02,084	0:23,839	0:19,659
Runde 5	1:02,157	0:23,919	0:20,314	0:17,924	1:02,356	0:24,262	0:19,657	0:18,437	1:01,402	0:23,973	0:19,395
Runde 6	1:00,222	0:23,578	0:19,292	0:17,352	1:00,323	0:23,795	0:19,334	0:17,194	0:59,594	0:22,980	0:19,215
Runde 7	1:01,054	0:23,754	0:19,883	0:17,417	0:59,764	0:23,181	0:19,243	0:17,340	0:58,530	0:22,733	0:18,866
Runde 8	0:59,374	0:23,310	0:19,121	0:16,943	0:59,692	0:23,418	0:18,936	0:17,338	0:58,385	0:22,451	0:18,969
Runde 9	1:01,330	0:23,422	0:18,916	0:18,992	0:58,081	0:22,776	0:18,579	0:16,726	0:58,194	0:22,703	0:18,404
Runde 10	1:00,569	0:22,931	0:19,764	0:17,874	0:58,383	0:22,418	0:18,793	0:17,172	0:58,523	0:22,416	0:19,287
Runde 11	0:57,523	0:22,178	0:18,319	0:17,026	0:58,560	0:22,498	0:18,541	0:17,521	0:57,049	0:22,128	0:18,189
Runde 12	0:57,656	0:22,342	0:18,385	0:16,929	0:57,672	0:22,516	0:18,398	0:16,758	1:02,795	0:24,335	0:20,169
Runde 13	0:57,178	0:22,389	0:18,249	0:16,540	0:57,831	0:23,023	0:18,147	0:16,661			
Runde 14	0:57,827	0:22,619	0:18,598	0:16,610	0:57,367	0:22,628	0:18,074	0:16,665			
Runde 15	0:59,074	0:21,889	0:20,817	0:16,368	0:57,016	0:22,392	0:17,930	0:16,694			
Runde 16	0:57,628	0:22,336	0:18,701	0:16,591	0:56,610	0:22,153	0:18,200	0:16,257			
Runde 17	0:56,833	0:22,231	0:18,219	0:16,383							
Runde 18	0:56,588	0:21,845	0:17,881	0:16,862							
Runde 19	1:03,219	0:28,068	0:18,398	0:16,753							
Runde 20	0:56,017	0:21,864	0:17,987	0:16,166							
Runde 21											

R 14 DSKC (KZ2) Pre-Finale B

DMSB RegNr 97-19

Strecke / track: 1200m

started: 24 classified: 22 not classified: 2 excluded: 2 not started: 1

fastest Lap Natalia BALBO at: 0:55,756

Pos	St. Nr.	Fahrer / Driver	Nation	Bewerber / Sponsor	Nation	Lizenz R-Lizenz	Qualifikation	Chassis/Motor/Reifen	Penalty	Runden Laps	Einsamzeit Differenz	Abschlag Gap	beste Runde best Lap	in R. in L.	o. Geschw. o Speed
1	324	FRICTSCH, Valentino	DEU	BIREL ART RACING KSW	AUT	KB 1173038 BK102	Pos 2 R x DSKC (KZ2) Finale	Birel Art / TM / Vega		17	16:53,596		0:56,196	17	72,5 km/h
2	382	RISOM, Valdemar	DNK	RS Competition	DNK	36523 36053	Pos 4 R x DSKC (KZ2) Finale	Tony Kart / Vortex / Vega		17	16:57,583 0:03,997	0:03,997	0:56,521	15	76,9 km/h
3	397	TREFILOVS, Davids	DEU	SRP Racing Team	DEU	IKC1147656 KBF1156791	Pos 6 R x DSKC (KZ2) Finale	Maranello / TM / Vega		17	17:00,403 0:06,817	0:02,820	0:56,935	16	72 km/h
4	359	LA MARTINA, Alessio	ITA	SRP Racing Team	DEU	406383 KBF1156791	Pos 8 R x DSKC (KZ2) Finale	Maranello / TM / Vega		17	17:01,512 0:07,926	0:01,109	0:56,949	16	71,9 km/h
5	325	DAM, Benjamin	AUT	BIREL ART RACING KSW	AUT	JK2019 BK102	Pos 10 R x DSKC (KZ2) Finale	Birel Art / TM / Vega	5 sec.	17	17:07,416 0:13,830	0:05,904	0:56,730	15	71,5 km/h
6	345	LAGERSTROM, Linus	SWE	Linus Lagerstrom	SWE	199409301216 199409301216	Pos 12 R x DSKC (KZ2) Finale	CRG / TM / Vega		17	17:10,093 0:16,507	0:02,677	0:57,037	16	71,3 km/h
7	333	KAPETANIDIS, Konstantin	DEU	Valier Motorsport	DEU	IKC1176576 KBF1063735	Pos 14 R x DSKC (KZ2) Finale	SODI / TM / Vega		17	17:10,879 0:17,293	0:00,786	0:56,566	13	71,2 km/h
8	323	STUMPF, Stephen	DEU	Solgat Motorsport	DEU	IKC1106930 KBF1079882	Pos 16 R x DSKC (KZ2) Finale	Birel Art / TM / Vega	5 sec.	17	17:12,804 0:24,304	0:07,011	0:56,322	16	70,8 km/h
9	331	SCHRÖDER, Tim	DEU	Mach1 Motorsport	DEU	WB1079850 t.b.a.	Pos 18 R x DSKC (KZ2) Finale	Mach1 / TM / Vega		17	17:22,375 0:29,261	0:04,485	0:58,167	16	70,5 km/h
10	358	GRAF, Adrian	DEU	Solgat Motorsport	DEU	IKC1126334 t.b.a.	Pos 20 R x DSKC (KZ2) Finale	Birel Art / TM / Vega		17	17:22,847 0:29,576	0:00,472	0:57,268	16	70,4 km/h
11	312	COLAKOVIC, Nermin	DEU	Solgat Motorsport	DEU	IKC1155480 KBF1079882	Pos 22 R x DSKC (KZ2) Finale	Birel Art / TM / Vega		17	17:23,162 0:29,576	0:00,315	0:57,816	14	70,4 km/h
12	352	HUETING, Brio	NLD	SRP Racing Team	DEU	46098 KBF1156791	Pos 24 R x DSKC (KZ2) Finale	Maranello / TM / Vega		17	17:23,615 0:30,029	0:00,453	0:57,856	17	70,4 km/h
13	332	BEDNAR, Jan	CZE	GREGOR KART S.R.O.	CZE	19A50152 338	Pos 26 R x DSKC (KZ2) Finale	CRG / TM / Vega		17	17:23,978 0:30,392	0:00,363	0:57,822	15	70,3 km/h
14	355	SPECK, Luis Laurin	DEU	Tbkart Srl.	ITA	WB1167417 297356	Pos 28 R x DSKC (KZ2) Finale	Tbkart / TM / Vega		17	17:25,952 0:32,366	0:01,974	0:57,872	15	70,2 km/h
15	326	REIBÖCK, Lukas	AUT	BIREL ART RACING KSW	AUT	BK102 200009017955	Pos 30 R x DSKC (KZ2) Finale	Birel Art / TM / Vega		17	17:29,263 0:35,677	0:03,311	0:57,637	12	70 km/h
16	327	JONSSON, Lukas	SWE	JP Racing	SWE	105 IKC1116634	Pos 32 R x DSKC (KZ2) Finale	Esprit / Vortex / Vega		17	17:30,673 0:37,087	0:01,410	0:58,171	17	69,9 km/h
17	328	HOFMANN, Benedikt	DEU	BIREL ART RACING KSW	AUT	KB102 355299	Pos 34 R x DSKC (KZ2) Finale	Birel Art / TM / Vega	5 sec.	17	17:32,449 0:38,963	0:01,876	0:56,723	17	69,8 km/h
18	320	DE SANTIS, Raffaele	ITA	SRP Racing Team	DEU	IKC1181135 KBF1197896	Pos 36 R x DSKC (KZ2) Finale	Maranello / TM / Vega	5 sec.	17	17:35,890 0:42,304	0:03,341	0:58,021	16	69,6 km/h
19	387	PREIBISCH, Marius	DEU	Bamberger Karttracing	DEU	IKC1147574 KBF1063735	Pos 38 R x DSKC (KZ2) Finale	Lenzokart / LKE / Vega		14	14:51,689 3 R	3 R	0:58,911	13	67,8 km/h
20	369	DREWING, Pascal	DEU	Valier Motorsport	DEU	IKC1147574 KBF1063735	Pos 40 R x DSKC (KZ2) Finale	SODI / TM / Vega		7	8:41,529 10 R	7 R	1:01,475	6	58 km/h
21	311	MOITZI, Philipp	AUT	KSB Racing Team	AUT	JK2029 BK002	Pos 42 R x DSKC (KZ2) Finale	Kosmic / Vortex / Vega		5	5:23,417 12 R	2 R	1:02,634	4	66,8 km/h
22	334	CLEVERT, Lauren-Alexander	DEU	Kartshop Ampling	DEU	IKC1173645 KBF1108764	Pos 44 R x DSKC (KZ2) Finale	Tony Kart / TM / Vega		2	2:20,836 15 R	3 R	1:05,944	2	61,3 km/h
the following drivers did not start.															
DNS	393	MNOBELI, Mihalai	ZAF	MK Racing	GBR	14806 273486		Tony Kart / Vortex / Vega		DNS					
the following drivers are disqualified															
DSQ	353	BALBO, Natalia	ITA	N.G.M. MOTORSPORT	ITA	386574 385371		FORMULA K / TM / Vega		DSQ	disqualified				
DSQ	335	BEYERLEIN, Patrick	DEU	BEYMO-Karttracing	DEU	IKC1041625 KBF1160795		CRG / TM / Vega		DSQ	disqualified				

StNr. 353,335 Disqualifikation from the Race
StNr. 320,325,323,328 5 sec penalty Frontfairing

Rennleitung: Pasquale Lupoli Racedirektor: Horst Seidel
Sportkommissare: Nikolas Spaderna / Ulrich Bell / Paola Acerbi
Techn. Kommissare: Hans-Jürgen Dangers / M. Grasshoff / C. Schmidt
Zeitnahme: KART-DATA timing service Franz Schieszler

Zeitnahme / timekeeping
Control 
Franz Schieszler
freigegeben: 10:56:55

R 13 DSKC (KZ2) Pre-Finale A

DMSB RegNr 97-19

Strecke / track: 1200m

started: 19 classified: 18 not classified: 1 excluded: 1 not started: 6

fastest Lap Robert KINDERVATER at: 0:58,256


Pos	Stf. Nr.	Fahrer Driver	Nation	Bewerber/Sponsor	Nation	Lizenz	Qualifikation	Chassis/Motor/Reifen	Penalty	Runden Laps	Gesamtwert Differenz	Abstand Gap	beste Runde best Lap	In R. in L.	geschw. Speed
1	330	BOS, Jeroen	NLD	CRG Holland	NLD	21799 15521	Pos 1 R x DSKC (KZ2) Finale	CRG / TM / Vega		17	17:20,263		0:59,491	13	70,6 km/h 72,6 km/h
2	310	TRÖGER, Tim	DEU	Mach1 Motorsport	DEU	JK1132554 KBF1005514	Pos 3 R x DSKC (KZ2) Finale	Mach1 / TM / Vega	5 sec.	17	17:20,650 0:00,287	0:00,287	0:58,444	14	70,6 km/h 73,9 km/h
3	389	LANGENBACHER, Marvin	DEU	RS Motorsport	DEU	JK1152544 KBF1104126	Pos 5 R x DSKC (KZ2) Finale	CRG / TM / Vega		17	17:22,682 0:02,319	0:02,032	0:58,722	15	70,4 km/h 73,6 km/h
4	357	MOOR, Mark Villem	EST	CPB SPORT	EST	8913 232241-1	Pos 7 R x DSKC (KZ2) Finale	SODI / TM / Vega	5 sec.	17	17:26,531 0:06,168	0:03,849	0:59,382	16	70,2 km/h 72,7 km/h
5	391	FUNDA, Marcus	AUT	ZANCHI MOTORSPORT	ITA	JK2051 398793	Pos 9 R x DSKC (KZ2) Finale	GP Racing / TM / Vega		17	17:30,908 0:10,545	0:04,377	0:58,682	15	69,9 km/h 73,6 km/h
6	329	VILLAGOMEZ, Rafael	MEX	BIREL ART RACING KSW	AUT	0525 BK102	Pos 11 R x DSKC (KZ2) Finale	Birel Art / TM / Vega	5 sec.	17	17:32,419 0:12,056	0:01,511	0:58,532	14	69,8 km/h 73,8 km/h
7	306	WALTER, Andre	DEU	Solgat Motorsport	DEU	JK1161930 KBF1079882	Pos 13 R x DSKC (KZ2) Finale	Birel Art / TM / Vega	5 sec.	17	17:33,851 0:13,488	0:01,432	0:58,579	15	69,7 km/h 73,2 km/h
8	383	POTMAN, Mark	NLD	CRG Holland	NLD	30972 15521	Pos 15 R x DSKC (KZ2) Finale	CRG / TM / Vega		17	17:41,019 0:20,656	0:07,168	0:59,857	16	69,2 km/h 72,2 km/h
9	307	HIMMELS, Yannik	DEU	Valter Motorsport	DEU	JK1147857 KBF1063755	Pos 17 R x DSKC (KZ2) Finale	SODI / TM / Vega		17	17:41,177 0:20,814	0:00,158	0:59,493	16	69,2 km/h 72,6 km/h
10	356	COSTA, Francesco	ITA	Francesco Costa	ITA	370356 370356	Pos 19 R x DSKC (KZ2) Finale	SODI / TM / Vega		17	17:43,085 0:22,722	0:01,908	1:00,009	13	69,1 km/h 72 km/h
11	390	GREIF, Toni	DEU	Solgat Motorsport	DEU	JK11096240 KBF1079882	Pos 21 R x DSKC (KZ2) Finale	Birel Art / TM / Vega		17	17:43,490 0:23,127	0:00,405	0:59,878	13	69,1 km/h 72,1 km/h
12	381	VAN WALSTIJN, Senna	NLD	SP Motor Sport	NLD	35961 t.b.a.	Pos 23 R x DSKC (KZ2) Finale	Kart Republic / TM / Vega	5 sec.	17	17:43,526 0:23,163	0:00,036	0:59,555	15	69,1 km/h 72,5 km/h
13	319	ELTER, Marc	DEU	CRG Holland	NLD	JK1147174 15521	Pos 25 R x DSKC (KZ2) Finale	CRG / TM / Vega		17	17:49,161 0:28,798	0:05,635	1:00,326	14	68,7 km/h 71,6 km/h
14	318	WALTER, Luca	DEU	Luca Walter	DEU	JK1140650 JK1140650	Pos 27 R x DSKC (KZ2) Finale	Alpha Karting / TM / Vega		17	17:49,227 0:28,894	0:00,066	1:00,509	14	68,7 km/h 71,4 km/h
15	317	DRESEN, Andreas	DEU	SRP Racing Team	DEU	JK1115275 KBF1156791	Pos 29 R x DSKC (KZ2) Finale	Maranello / TM / Vega		17	17:49,576 0:29,213	0:00,349	1:00,439	14	68,7 km/h 71,5 km/h
16	394	LEIBMANN, Daniel	DEU	Bamberger Karttracing	DEU	JKB1048335 KBF1197896	Pos 31 R x DSKC (KZ2) Finale	Lenzokart / LKE / Vega		14	14:34,874	3 R	1:00,027	12	69,1 km/h 72 km/h
17	308	LOPEZ, Marc	ESP	CRG Keizer racing	NLD	0014 esp 28613	Pos 33 R x DSKC (KZ2) Finale	CRG / TM / Vega		13	14:01,793 4 R	1 R	1:00,618	13	66,7 km/h 71,3 km/h
18	384	EBNER, Moritz	ITA	Markus Ebner	ITA	404081 403974	Pos 33 R x DSKC (KZ2) Finale	Energy / TM / Vega		1	1:26,374 16 R	12 R	1:19,726	1	58 km/h 54,2 km/h
the following drivers did not start.															
DNS	398	FETZER, Dennis	DEU	SRP Racing Team	DEU	JK1157082 KBF1156791		Maranello / TM / Vega			DNS				
DNS	315	LEHNER, Franz	AUT	BIREL ART RACING KSW	AUT	JK2150 BK102		Birel Art / TM / Vega			DNS				
DNS	316	UBER, Sebastian	DEU	RS Motorsport	DEU	JKB1117990 KBF1104126		CRG / Modena / Vega			DNS				
DNS	322	FREDRIKSSON, Lucas	SWE	JIP Racing	SWE	200108090073 105		Esprit / Vortex / Vega			DNS				
DNS	321	SCHEFTER, Niklas	DEU	SRP Racing Team	DEU	JK1180230 KBF1156791		Maranello / TM / Vega			DNS				
DNS	354	BIZZOTTO, Leonardo	ITA	Marco Bizzotto	ITA	346670 295198		Kart Republic / IAME / Vega			DNS				
the following drivers are disqualified															
DSQ	314	KINDERVATER, Robert	DEU	BIREL ART RACING KSW	AUT	JK1132505 BK102		Birel Art / TM / Vega			DSQ	disqualified			

StNr. 310,381 5 sec penalty Jump Start
 StNr. 357,306,329 5 sec penalty Frontfiring
 StNr. 314 Disqualification from the Race

Rennleitung: Pasquale Lupoli Racedirektor: Horst Seidel
 Sportkommissare: Nikolas Spaderna / Ulrich Bell / Paola Acerbi
 Techn. Kommissare: Hans-Jürgen Dangers / M. Grasshoff / C. Schmidt
 Zeitnahme: KART-DATA timing service Franz Schieszler

Zeitnahme / timekeeping

 Franz Schieszler
 freigegeben: 10:19:37



DEUTSCHE KART-MEISTERSCHAFT

Round 1: 12 - 14 / 04 / 2019

SOUTH GARDA - LONATO (ITA)

DMSB



DMSB RegNr 97-19

R 14 DSKG (KZ2) Pre-Finale B

Fahrername Driver	Balbo Natalia	Fritsch Valentino	Risom Valdemar	Trefilovs Davids	La Martina Alessio	Dam Benjamin	Lagerstrom Linus	Kapetanidis Konstantin	Stumpf Stephen	Schröder Tim	Graf Adrian	Colakovic Nermin
schnellste Runde in Runde	0:55,756 Rn. 17	0:56,196 Rn. 17	0:56,521 Rn. 15	0:56,935 Rn. 16	0:56,949 Rn. 16	0:56,730 Rn. 15	0:57,037 Rn. 16	0:56,566 Rn. 13	0:56,322 Rn. 16	0:58,167 Rn. 16	0:57,268 Rn. 16	0:57,816 Rn. 14
Speed	77,5 km/h	76,9 km/h	76,4 km/h	75,9 km/h	75,9 km/h	76,2 km/h	75,7 km/h	76,4 km/h	76,7 km/h	74,3 km/h	75,4 km/h	74,7 km/h
Lap 1	1:05,964	1:03,981	1:06,470	1:03,681	1:05,033	2:04,395	1:06,108	1:08,559	1:08,736	1:07,715	1:09,857	1:08,767
Lap 2	1:02,134	1:02,044	1:03,421	1:02,068	1:02,186	1:03,093	1:03,563	1:05,163	1:04,893	1:03,836	1:05,954	1:05,508
Lap 3	1:01,821	1:02,002	1:02,079	1:01,900	1:01,850	1:02,912	1:03,707	1:03,033	1:04,692	1:03,402	1:04,802	1:03,945
Lap 4	1:01,478	1:01,384	1:01,655	1:01,664	1:01,670	1:02,251	1:02,829	1:03,024	1:03,491	1:03,698	1:03,267	1:04,170
Lap 5	1:01,687	1:02,238	1:01,707	1:02,095	1:01,749	1:00,957	1:02,615	1:02,607	1:02,915	1:03,136	1:02,400	1:02,533
Lap 6	1:01,251	1:01,650	1:00,252	1:01,602	1:02,380	1:00,501	1:02,314	1:03,725	1:02,184	1:01,815	1:01,752	1:02,275
Lap 7	0:59,559	1:00,613	1:00,132	1:00,719	1:00,148	0:59,780	1:01,939	1:01,167	1:01,074	1:01,463	1:01,632	1:01,437
Lap 8	0:59,896	0:59,593	0:59,587	1:00,316	0:59,759	0:58,899	1:00,580	1:00,927	1:01,323	1:01,243	1:00,689	1:00,984
Lap 9	0:59,331	0:59,186	0:59,089	1:00,707	0:59,785	0:58,143	1:00,359	1:00,330	1:00,316	1:00,596	1:00,067	1:00,516
Lap 10	0:57,802	0:58,348	0:58,596	0:58,109	0:59,831	0:57,730	0:59,209	0:58,322	0:59,962	1:00,254	0:59,603	1:00,237
Lap 11	0:57,324	0:58,517	0:57,863	0:58,125	0:57,747	0:57,441	0:57,736	0:58,031	0:57,906	0:58,863	0:58,081	0:58,335
Lap 12	0:56,628	0:57,333	0:57,268	0:57,489	0:57,658	0:57,272	0:58,004	0:57,013	0:57,264	0:58,752	0:58,622	0:58,473
Lap 13	0:56,516	0:57,040	0:57,590	0:57,933	0:57,319	0:56,967	0:58,160	0:56,566	0:57,585	0:58,212	0:58,989	0:58,402
Lap 14	0:56,519	0:57,001	0:57,548	0:58,416	0:57,611	0:57,596	0:57,264	0:56,650	0:56,809	0:58,664	0:57,883	0:57,816
Lap 15	0:56,863	0:56,867	0:56,521	0:57,456	0:57,450	0:56,730	0:57,664	0:57,137	0:56,793	0:58,979	0:57,909	0:57,834
Lap 16	0:55,949	0:56,513	0:56,728	0:56,935	0:56,949	0:57,437	0:57,037	0:57,064	0:56,322	0:58,167	0:57,268	0:58,400
Lap 17	0:55,756	0:56,196	0:57,038	0:58,162	0:58,807	0:57,437	0:57,090	0:57,637	0:56,512	0:58,182	0:58,099	0:57,834






DEUTSCHE KART-MEISTERSCHAFT

Round 1: 12 - 14 / 04 / 2019

SOUTH GARDA - LONATO (ITA)

DMSB

DMSB RegNr 97-19

R 14 DSKG (K22) Pre-Finale B

Fahrername Driver	Huetting Brio	Bednar Jan	Speck Luis Laurin	Hofmann Benedikt	Reiböck Lukas	Beyerlein Patrick	Jonsson Lukas	De Santis Raffaele	Preibisch Marius	Drawing Pascal	Moitzi Philipp	Lauren- Alexander
schnellste Runde in Runde	0:57,856 Rn. 17	0:57,822 Rn. 15	0:57,872 Rn. 15	0:56,723 Rn. 17	0:57,637 Rn. 12	0:57,834 Rn. 17	0:58,171 Rn. 17	0:58,021 Rn. 16	0:58,911 Rn. 13	1:01,475 Rn. 6	1:02,634 Rn. 4	1:05,944 Rn. 2
Speed	74,7 km/h	74,7 km/h	74,6 km/h	76,2 km/h	75,0 km/h	74,7 km/h	74,3 km/h	74,5 km/h	73,3 km/h	70,3 km/h	69,0 km/h	65,5 km/h
Lap 1	1:07,290	1:09,484	1:09,895	1:09,037	1:09,793	1:08,756	1:09,262	1:08,968	1:09,965	1:06,039	1:05,996	1:09,038
Lap 2	1:04,695	1:04,150	1:05,322	1:06,337	1:05,382	1:04,275	1:05,667	1:04,059	1:06,823	1:03,799	1:03,544	1:05,944
Lap 3	1:04,516	1:04,793	1:04,065	1:05,281	1:08,733	1:03,958	1:04,857	1:03,877	1:07,172	1:06,769	1:03,349	
Lap 4	1:03,409	1:03,378	1:04,807	1:04,334	1:03,516	1:03,544	1:04,380	1:03,488	1:05,279	1:03,253	1:02,634	
Lap 5	1:03,014	1:03,395	1:03,086	1:03,661	1:02,973	1:02,835	1:03,713	1:02,756	1:04,706	1:02,731	1:02,942	
Lap 6	1:02,546	1:02,215	1:02,182	1:03,240	1:02,640	1:02,506	1:03,262	1:02,517	1:04,729	1:01,475		
Lap 7	1:01,743	1:01,754	1:02,781	1:02,247	1:02,012	1:02,244	1:01,660	1:02,414	1:03,372	2:13,192		
Lap 8	1:01,229	1:00,839	1:01,764	1:00,791	1:00,907	1:02,021	1:01,700	1:01,353	1:02,473			
Lap 9	1:00,439	1:00,616	0:59,676	1:00,339	1:00,517	1:00,634	1:00,425	1:00,658	1:02,390			
Lap 10	0:59,977	0:59,409	0:59,572	0:58,517	0:59,510	0:59,631	0:59,845	1:00,341	1:00,425			
Lap 11	0:59,359	0:58,418	0:59,175	0:58,897	0:58,558	0:59,251	0:58,545	1:00,469	1:00,569			
Lap 12	0:59,079	0:58,933	0:58,859	0:57,892	0:57,637	0:58,304	0:58,850	0:58,885	0:59,237			
Lap 13	0:58,517	0:59,696	0:58,071	0:58,987	0:57,768	0:58,440	0:58,430	0:59,243	0:58,911			
Lap 14	0:58,429	0:58,216	0:57,987	1:00,340	0:58,303	0:58,067	0:58,655	1:00,183	0:59,179			
Lap 15	0:57,860	0:57,822	0:57,872	0:57,908	0:58,330	1:01,513	0:58,370	0:58,264				
Lap 16	0:59,029	0:58,087	0:57,992	0:57,991	0:59,303	0:59,994	0:58,523	0:58,021				
Lap 17	0:57,856	0:57,834	0:58,526	0:56,723	0:57,985	0:57,834	0:58,171	1:00,178				



DMSB RegNr 97-19

R 14 DSKC (K22) Pre-Finale B

Ziel		Sektion 1		Sektion 2		Sektion 3	
Fahrername	Zeit	Fahrername	Zeit	Fahrername	Zeit	Fahrername	Zeit
1 353 Balbo,Natalia	0:55,756	353 Balbo,Natalia	0:21,514	324 Fritsch,Valentino	0:17,810	323 Stumpf,Stephen	0:16,178
2 324 Fritsch,Valentino	0:56,196	328 Hofmann,Benedikt	0:21,683	353 Balbo,Natalia	0:17,821	333 Kapetanidis,Konstantin	0:16,203
3 323 Stumpf,Stephen	0:56,322	323 Stumpf,Stephen	0:21,705	328 Hofmann,Benedikt	0:17,893	353 Balbo,Natalia	0:16,288
4 382 Risom,Valdemar	0:56,521	382 Risom,Valdemar	0:21,767	345 Lagerstrom,Linus	0:17,925	320 De Santis,Raffaele	0:16,390
5 333 Kapetanidis,Konstantin	0:56,566	324 Fritsch,Valentino	0:21,838	397 Trefilovs, Davids	0:17,994	382 Risom,Valdemar	0:16,395
6 328 Hofmann,Benedikt	0:56,723	333 Kapetanidis,Konstantin	0:22,008	323 Stumpf,Stephen	0:18,086	345 Lagerstrom,Linus	0:16,484
7 325 Dam,Benjamin	0:56,730	359 La Martina,Alessio	0:22,015	333 Kapetanidis,Konstantin	0:18,089	324 Fritsch,Valentino	0:16,516
8 397 Trefilovs, Davids	0:56,935	345 Lagerstrom,Linus	0:22,048	359 La Martina,Alessio	0:18,173	397 Trefilovs, Davids	0:16,560
9 359 La Martina,Alessio	0:56,949	358 Graf,Adrian	0:22,053	327 Jonsson,Lukas	0:18,175	328 Hofmann,Benedikt	0:16,614
10 345 Lagerstrom,Linus	0:57,037	320 De Santis,Raffaele	0:22,164	355 Speck,Luis Laurin	0:18,256	358 Graf,Adrian	0:16,646
11 358 Graf,Adrian	0:57,268	397 Trefilovs, Davids	0:22,180	382 Risom,Valdemar	0:18,260	335 Beyerlein,Patrick	0:16,668
12 326 Reiböck,Lukas	0:57,637	312 Colakovic,Nermin	0:22,228	326 Reiböck,Lukas	0:18,281	359 La Martina,Alessio	0:16,683
13 312 Colakovic,Nermin	0:57,816	352 Huefing,Brio	0:22,277	335 Beyerlein,Patrick	0:18,290	312 Colakovic,Nermin	0:16,684
14 332 Bednar,Jan	0:57,822	332 Bednar,Jan	0:22,294	320 De Santis,Raffaele	0:18,309	326 Reiböck,Lukas	0:16,703
15 335 Beyerlein,Patrick	0:57,834	355 Speck,Luis Laurin	0:22,330	331 Schröder,Tim	0:18,315	332 Bednar,Jan	0:16,779
16 352 Huefing,Brio	0:57,856	326 Reiböck,Lukas	0:22,348	332 Bednar,Jan	0:18,347	352 Huefing,Brio	0:16,953
17 355 Speck,Luis Laurin	0:57,872	327 Jonsson,Lukas	0:22,451	352 Huefing,Brio	0:18,417	355 Speck,Luis Laurin	0:16,989
18 320 De Santis,Raffaele	0:58,021	331 Schröder,Tim	0:22,469	358 Graf,Adrian	0:18,425	327 Jonsson,Lukas	0:17,065
19 331 Schröder,Tim	0:58,167	335 Beyerlein,Patrick	0:22,582	312 Colakovic,Nermin	0:18,465	331 Schröder,Tim	0:17,098
20 327 Jonsson,Lukas	0:58,171	387 Preibisch,Marius	0:22,762	387 Preibisch,Marius	0:18,769	387 Preibisch,Marius	0:17,323
21 387 Preibisch,Marius	0:58,911	369 Drawing,Pascal	0:23,719	311 Moitz,Philipp	0:19,820	369 Drawing,Pascal	0:17,596
22 369 Drawing,Pascal	1:01,475	311 Moitz,Philipp	0:24,031	369 Drawing,Pascal	0:20,160	311 Moitz,Philipp	0:18,483
23 311 Moitz,Philipp	1:02,634	334 Clevert,Lauren-Alexande	0:25,402	334 Clevert,Lauren-Alexande	0:21,374	334 Clevert,Lauren-Alexande	0:19,168
24 334 Clevert,Lauren-Alexande	1:05,944	325 Dam,Benjamin		325 Dam,Benjamin		325 Dam,Benjamin	





DEUTSCHE KART-MEISTERSCHAFT

Round 1: 12 - 14 / 04 / 2019

SOUTH GARDA - LONATO (ITA)





DMSB RegNr 97-19

R 14 DSKC (KZ2) Pre-Finale B

Die schnellsten Zeiten

Ort	Nr. Fahrername	Streckenl.	Zeit	Ø Speed
Ziel	353 Balbo, Natalia	1200 m	0:55,756	77,5 km/h
Sektion 1	353 Balbo, Natalia	531 m	0:21,514	88,9 km/h
Sektion 2	324 Fritsch, Valentino	390 m	0:17,810	78,8 km/h
Sektion 3	323 Stumpf, Stephen	279 m	0:16,178	62,1 km/h

	Snr.353 Balbo,Natalia ITA			Snr.324 Fritsch,Valentino DEU			Snr.382 Risom,Valdemar DNK			Snr.397 Trefflows,David DEU			Snr.359 La Marina,Alessio ITA					
	N.G.M. MOTORSPORT			BIREL-ART RACING KSW			RS Competition			SRP Racing Team			SRP Racing Team					
	theoretisch mögliche Bestzeit 0:55,623			theoretisch mögliche Bestzeit 0:56,164			theoretisch mögliche Bestzeit 0:56,422			theoretisch mögliche Bestzeit 0:56,734			theoretisch mögliche Bestzeit 0:56,871					
best	0:55,756	0:21,514	0:17,821	0:17,821	0:17,810	0:16,516	0:56,521	0:21,767	0:18,260	0:16,395	0:56,935	0:22,180	0:17,994	0:16,560	0:56,949	0:22,015	0:18,173	0:16,683
Runde 1	1:05,964	0:26,741	0:20,444	0:19,800	0:19,800	0:18,491	1:06,470	0:26,724	0:20,916	0:18,830	1:03,681	0:25,345	0:19,857	0:18,479	1:05,033	0:26,425	0:20,377	0:18,231
Runde 2	1:02,134	0:24,054	0:19,735	0:19,905	0:19,905	0:18,468	1:03,421	0:24,215	0:20,432	0:18,774	1:02,068	0:23,916	0:19,774	0:18,378	1:02,186	0:24,058	0:19,802	0:18,326
Runde 3	1:01,821	0:23,772	0:19,815	0:19,846	0:19,846	0:18,324	1:02,079	0:24,035	0:19,996	0:18,048	1:01,900	0:23,838	0:19,888	0:18,174	1:01,850	0:23,769	0:19,931	0:18,150
Runde 4	1:01,478	0:23,699	0:19,680	0:19,702	0:19,702	0:18,148	1:01,655	0:23,629	0:20,026	0:18,000	1:01,664	0:23,752	0:19,691	0:18,221	1:01,670	0:23,722	0:19,900	0:18,048
Runde 5	1:01,687	0:23,645	0:19,952	0:20,101	0:20,101	0:18,381	1:01,707	0:23,937	0:19,879	0:17,891	1:02,095	0:23,898	0:19,791	0:18,406	1:01,749	0:23,956		
Runde 6	1:01,251	0:23,870	0:19,465	0:19,814	0:19,814	0:18,169	1:00,252	0:23,348	0:19,381	0:17,523	1:01,602	0:23,884	0:19,631	0:18,137	1:02,380	0:24,097	0:20,107	0:18,176
Runde 7	0:59,559	0:23,005	0:19,153	0:19,450	0:19,450	0:17,819	1:00,132	0:23,310	0:19,391	0:17,431	1:00,719	0:23,415	0:19,234	0:18,070	1:00,148	0:23,341	0:19,134	0:17,673
Runde 8	0:59,896	0:23,139	0:19,084	0:19,132	0:19,132	0:17,520	0:59,587	0:23,204	0:19,089	0:17,294	1:00,316	0:23,383	0:19,312	0:17,621	0:59,759	0:23,169	0:19,228	0:17,362
Runde 9	0:59,331	0:23,332	0:19,071	0:18,848	0:18,848	0:17,322	0:59,089	0:23,323	0:18,857	0:16,909	1:00,707	0:23,532	0:19,476	0:17,699	0:59,785	0:23,123	0:18,893	0:17,769
Runde 10	0:57,802	0:22,347	0:18,387	0:18,484	0:18,484	0:17,026	0:58,596	0:23,134	0:18,730	0:16,732	0:58,109	0:22,532	0:18,582	0:16,995	0:59,831	0:23,760	0:18,958	0:17,113
Runde 11	0:57,324	0:22,454	0:18,334	0:18,650	0:18,650	0:16,894	0:57,863	0:22,447	0:18,473	0:16,943	0:58,125	0:22,528	0:18,546	0:17,051	0:57,747	0:22,539	0:18,383	0:16,825
Runde 12	0:56,628	0:22,057	0:18,138	0:18,268	0:18,268	0:16,716	0:57,268	0:22,386	0:18,331	0:16,551	0:57,489	0:22,425	0:18,196	0:16,868	0:57,658	0:22,534	0:18,345	0:16,779
Runde 13	0:56,516	0:22,061	0:18,106	0:18,090	0:18,090	0:16,730	0:57,590	0:21,971	0:18,880	0:16,739	0:57,933	0:22,244	0:18,977	0:16,712	0:57,319	0:22,249	0:18,366	0:16,704
Runde 14	0:56,519	0:22,032	0:18,024	0:17,909	0:17,909	0:16,940	0:57,548	0:22,843	0:18,310	0:16,395	0:58,416	0:23,360	0:18,496	0:16,560	0:57,611	0:22,267	0:18,514	0:16,830
Runde 15	0:56,863	0:21,763	0:18,642	0:17,956	0:17,956	0:16,682	0:56,521	0:21,767	0:18,355	0:16,399	0:57,456	0:22,550	0:18,191	0:16,715	0:57,450	0:22,361	0:18,173	0:16,916
Runde 16	0:55,949	0:21,679	0:17,982	0:17,810	0:17,810	0:16,587	0:56,728	0:21,857	0:18,260	0:16,611	0:56,935	0:22,180	0:17,994	0:16,761	0:56,949	0:22,015	0:18,251	0:16,683
Runde 17	0:55,756	0:21,514	0:17,821	0:17,842	0:17,842	0:16,516	0:57,038	0:21,931	0:18,274	0:16,833	0:58,162	0:22,212	0:19,148	0:16,802	0:58,807	0:22,343	0:18,672	0:17,792






DEUTSCHE KART-MEISTERSCHAFT

Round 1: 12 - 14 / 04 / 2019

SOUTH GARDA - LONATO (ITA)

DMSB



DMSB RegNr 97-19

R 14 DSKC (KZ2) Pre-Finale B

Die schnellsten Zeiten

Ort	Nr. Fahrername	Streckenl.	Zeit	Ø Speed
Ziel	353 Balbo, Natalia	1200 m	0:55,756	77,5 km/h
Sektion 1	353 Balbo, Natalia	531 m	0:21,514	88,9 km/h
Sektion 2	324 Fritsch, Valentino	390 m	0:17,810	78,8 km/h
Sektion 3	323 Stumpf, Stephen	279 m	0:16,178	62,1 km/h

	Snr.325 Dam,Benjamin AUT		Snr.345 Lagerstrom,Linus SWE		Snr.333 Kapetamidis,Konstantin DEU		Snr.323 Stumpf,Stephen DEU		Snr.331 Schröder,Tim DEU	
	theoretisch mögliche Bestzeit 0:00,000	Ziel	theoretisch mögliche Bestzeit 0:56,457	Ziel	theoretisch mögliche Bestzeit 0:56,300	Ziel	theoretisch mögliche Bestzeit 0:55,969	Ziel	theoretisch mögliche Bestzeit 0:57,882	Ziel
best	0:56,730	0:57,037	0:57,037	0:56,566	0:56,566	0:56,322	0:56,322	0:56,322	0:58,167	0:58,167
Runde 1	2:04,395	1:06,108	1:06,478	0:20,741	0:18,889	1:08,559	0:27,190	0:21,565	1:07,715	0:26,642
Runde 2	1:03,093	1:03,563	0:24,339	0:20,432	0:18,792	1:05,163	0:24,718	0:20,639	1:03,836	0:24,328
Runde 3	1:02,912	1:03,707	0:24,123	0:20,714	0:18,870	1:03,033	0:24,389	0:20,155	1:03,402	0:23,945
Runde 4	1:02,251	1:02,829	0:24,134	0:20,010	0:18,685	1:03,024	0:24,365	0:20,110	1:03,698	0:23,828
Runde 5	1:00,957	1:02,615	0:24,011	0:20,203	0:18,401	1:02,607	0:24,358	0:19,860	1:03,136	0:24,421
Runde 6	1:00,501	1:02,314	0:24,060	0:19,860	0:18,394	1:03,725	0:24,669	0:20,280	1:01,815	0:23,635
Runde 7	0:59,780	1:01,939	0:23,841	0:20,052	0:18,046	1:01,167	0:23,618	0:19,385	1:01,463	0:23,492
Runde 8	0:58,899	1:00,580	0:23,575	0:19,517	0:17,488	1:00,927	0:23,230	0:19,509	1:01,243	0:23,490
Runde 9	0:58,143	1:00,359	0:23,311	0:19,499	0:17,549	1:00,330	0:23,227	0:19,565	1:00,596	0:23,464
Runde 10	0:57,730	0:59,209	0:22,974	0:19,007	0:17,228	0:58,322	0:23,081	0:18,542	1:00,254	0:23,313
Runde 11	0:57,441	0:57,736	0:22,479	0:18,657	0:16,600	0:58,031	0:22,653	0:18,544	0:58,863	0:22,811
Runde 12	0:57,272	0:58,004	0:22,556	0:18,234	0:17,214	0:57,013	0:22,455	0:18,355	0:58,752	0:22,814
Runde 13	0:56,967	0:58,160	0:22,447	0:18,355	0:17,358	0:56,566	0:22,092	0:18,089	0:58,212	0:22,469
Runde 14	0:57,596	0:57,264	0:22,360	0:18,420	0:16,484	0:56,650	0:22,085	0:18,150	0:58,664	0:22,943
Runde 15	0:56,730	0:57,664	0:22,371	0:18,370	0:16,923	0:57,137	0:22,008	0:18,336	0:58,979	0:22,946
Runde 16	0:57,437	0:57,037	0:22,143	0:18,182	0:16,712	0:57,064	0:22,189	0:18,412	0:58,167	0:22,506
Runde 17		0:57,090	0:22,048	0:17,925	0:17,117	0:57,637	0:22,056	0:18,097	0:58,182	0:22,669






DEUTSCHE KART-MEISTERSCHAFT

Round 1: 12 - 14 / 04 / 2019

SOUTH GARDA - LONATO (ITA)




DMSB RegNr 97-19

R 14 DSXC (K2) Pre-Finale B

Die schnellsten Zeiten

Ort	Nr. Fahrername	Zeit	Streckenl.	Ø Speed
Ziel	353 Balbo, Natalia	0:55,756	1200 m	77,5 km/h
Sektion 1	353 Balbo, Natalia	0:21,514	531 m	88,9 km/h
Sektion 2	324 Fritsch, Valentino	0:17,810	390 m	78,8 km/h
Sektion 3	323 Stumpf, Stephen	0:16,178	279 m	62,1 km/h

	Smr.358 Graf,Adrian DEU Solgat Motorsport		Smr.312 Colakovic,Nermin DEU Solgat Motorsport		Smr.352 Hueing,Brio NLD SRP Racing Team		Smr.332 Bednar,Jan CZE GREGOR KART S.R.O.		Smr.355 Speck,Luis Laurin DEU Tbkart Srl.	
	theoretisch mögliche Bestzeit	Ziel	theoretisch mögliche Bestzeit	Ziel	theoretisch mögliche Bestzeit	Ziel	theoretisch mögliche Bestzeit	Ziel	theoretisch mögliche Bestzeit	Ziel
best	0:57,268	0:22,053	0:18,425	0:16,646	0:57,856	0:22,277	0:18,417	0:16,953	0:57,872	0:22,330
Runde 1	1:09,857	0:27,315	0:22,053	0:20,489	1:07,290	0:26,895	0:20,865	0:19,530	1:09,895	0:27,622
Runde 2	1:05,954	0:25,482	0:21,328	0:19,144	1:04,695	0:24,561	0:21,161	0:18,973	1:05,322	0:25,306
Runde 3	1:04,802	0:25,107	0:20,369	0:19,326	1:04,516	0:24,673	0:20,821	0:19,022	1:04,065	0:24,530
Runde 4	1:03,267	0:24,519	0:20,196	0:18,552	1:03,409	0:24,273	0:20,390	0:18,746	1:04,807	0:24,967
Runde 5	1:02,400	0:24,060	0:20,035	0:18,305	1:03,014	0:24,243	0:20,328	0:18,443	1:03,086	0:24,233
Runde 6	1:01,752	0:23,918	0:19,646	0:18,188	1:02,546	0:24,226	0:20,099	0:18,221	1:02,182	0:24,008
Runde 7	1:01,632	0:23,968	0:19,568	0:18,096	1:01,743	0:23,895	0:19,758	0:18,090	1:02,781	0:24,502
Runde 8	1:00,689	0:23,297	0:19,497	0:17,895	1:01,229	0:23,744	0:19,615	0:17,870	1:01,764	0:23,641
Runde 9	1:00,067	0:23,158	0:19,164	0:17,745	1:00,439	0:23,304	0:19,432	0:17,703	0:59,676	0:23,042
Runde 10	0:59,603	0:22,828	0:19,148	0:17,627	0:59,977	0:23,123	0:19,318	0:17,536	0:59,572	0:22,882
Runde 11	0:58,081	0:22,631	0:18,568	0:16,882	0:59,359	0:23,211	0:18,972	0:17,176	0:59,175	0:23,021
Runde 12	0:58,622	0:22,405	0:18,940	0:17,277	0:59,079	0:23,162	0:18,798	0:17,119	0:58,859	0:22,571
Runde 13	0:58,989	0:22,407	0:18,796	0:17,786	0:58,517	0:22,642	0:18,810	0:17,065	0:58,071	0:22,636
Runde 14	0:57,883	0:22,053	0:18,541	0:17,289	0:58,429	0:22,667	0:18,739	0:17,023	0:57,987	0:22,389
Runde 15	0:57,909	0:22,137	0:18,440	0:17,332	0:57,860	0:22,277	0:18,630	0:16,953	0:57,872	0:22,534
Runde 16	0:57,268	0:22,151	0:18,471	0:16,646	0:59,079	0:22,345	0:19,494	0:17,190	0:57,992	0:22,330
Runde 17	0:58,099	0:22,402	0:18,425	0:17,272	0:57,856	0:22,367	0:18,417	0:17,072	0:58,526	0:22,662






DEUTSCHE KART-MEISTERSCHAFT

Round 1: 12 - 14 / 04 / 2019

SOUTH GARDA - LONATO (ITA)

DMSB

DMSB RegNr 97-19

R 14 DSKC (KZ2) Pre-Finale B

Die schnellsten Zeiten

Ort	Nr. Fahrername	Zeit	Streckenl.	Ø Speed
Ziel	353 Balbo, Natalia	0:55,756	1200 m	77,5 km/h
Sektion 1	353 Balbo, Natalia	0:21,514	531 m	88,9 km/h
Sektion 2	324 Fritsch, Valentino	0:17,810	390 m	78,8 km/h
Sektion 3	323 Stumpf, Stephen	0:16,178	279 m	62,1 km/h

	Smr.326 Hofmann,Benedikt DEU BIREL ART RACING KSW			Smr.326 Reiböck,Lukas AUT BIREL ART RACING KSW			Smr.335 Beyerlein,Patrick DEU BEYMO-Kartracing			Smr.327 Jonsson,Lukas SWE JP Racing			Smr.320 De Samis,Raffaele ITA SRP Racing Team			
	theoretisch mögliche Bestzeit 0:56,190			theoretisch mögliche Bestzeit 0:57,332			theoretisch mögliche Bestzeit 0:57,540			theoretisch mögliche Bestzeit 0:57,691			theoretisch mögliche Bestzeit 0:56,863			
best	Ziel	Sektion 1	Sektion 2	Sektion 3	Ziel	Sektion 1	Sektion 2	Sektion 3	Ziel	Sektion 1	Sektion 2	Sektion 3	Ziel	Sektion 1	Sektion 2	Sektion 3
Runde 1	1:09,037	0:26,336	0:22,109	0:20,592	1:09,793	0:27,161	0:22,493	0:20,139	1:09,262	0:27,441	0:21,898	0:19,923	1:08,968	0:26,729	0:21,652	0:20,587
Runde 2	1:06,337	0:25,118	0:21,060	0:20,159	1:05,382	0:24,992	0:21,031	0:19,359	1:05,667	0:25,567	0:20,725	0:19,375	1:04,059	0:24,580	0:20,053	0:19,426
Runde 3	1:05,281	0:25,449	0:20,605	0:19,227	1:08,733	0:29,494	0:20,695	0:18,544	1:04,857	0:25,239	0:20,601	0:19,017	1:03,877	0:24,520	0:20,246	0:19,111
Runde 4	1:04,334	0:24,935	0:20,250	0:19,149	1:03,516	0:24,175	0:20,393	0:18,948	1:04,380	0:24,692	0:20,549	0:19,139	1:03,488	0:24,234	0:19,999	0:19,255
Runde 5	1:03,661	0:24,805	0:20,034	0:18,822	1:02,973	0:23,972	0:20,101	0:18,900	1:03,713	0:24,661	0:20,077	0:18,975	1:02,756	0:23,963	0:19,921	0:18,872
Runde 6	1:03,240	0:24,561	0:19,889	0:18,790	1:02,640	0:24,127	0:20,084	0:18,429	1:03,262	0:24,554	0:19,985	0:18,723	1:02,517	0:24,054	0:19,843	0:18,620
Runde 7	1:02,247	0:24,101	0:19,747	0:18,399	1:02,012	0:23,864	0:19,775	0:18,373	1:01,660	0:23,988	0:19,519	0:18,153	1:02,414	0:24,012	0:20,080	0:18,322
Runde 8	1:00,791	0:23,551	0:18,915	0:18,325	1:00,907	0:23,692	0:19,480	0:17,735	1:01,700	0:24,198	0:19,370	0:18,132	1:01,353	0:23,513	0:19,752	0:18,088
Runde 9	1:00,339	0:23,057	0:19,458	0:17,824	1:00,517	0:23,189	0:19,350	0:17,978	1:00,425	0:23,150	0:19,347	0:17,928	1:00,658	0:23,539	0:19,487	0:17,632
Runde 10	0:58,517	0:22,907	0:18,798	0:16,812	0:59,510	0:23,184	0:18,916	0:17,410	0:59,845	0:23,367	0:19,019	0:17,459	1:00,341	0:23,332	0:19,518	0:17,491
Runde 11	0:58,897	0:22,386	0:18,257	0:16,254	0:58,558	0:22,706	0:18,704	0:17,148	0:58,545	0:22,659	0:18,667	0:17,219	1:00,469	0:24,162	0:19,286	0:17,021
Runde 12	0:57,892	0:22,269	0:18,291	0:17,332	0:57,637	0:22,536	0:18,281	0:16,820	0:58,850	0:23,028	0:18,749	0:17,073	0:58,885	0:22,397	0:19,052	0:17,436
Runde 13	0:58,987	0:23,007	0:19,366	0:16,614	0:57,768	0:22,374	0:18,402	0:16,992	0:58,430	0:22,696	0:18,175	0:17,559	0:59,243	0:22,837	0:19,785	0:16,621
Runde 14	1:00,340	0:22,198	0:20,390	0:17,752	0:58,303	0:22,348	0:18,712	0:17,243	0:58,655	0:22,924	0:18,664	0:17,067	1:00,183	0:22,938	0:19,400	0:17,845
Runde 15	0:57,908	0:22,133	0:18,381	0:17,394	0:58,330	0:22,738	0:18,409	0:17,183	0:58,370	0:22,787	0:18,455	0:17,128	0:58,264	0:22,164	0:18,309	0:17,791
Runde 16	0:57,991	0:22,685	0:18,190	0:17,116	0:59,303	0:23,095	0:18,398	0:17,810	0:58,523	0:22,879	0:18,579	0:17,065	0:58,021	0:22,966	0:18,418	0:16,637
Runde 17	0:56,723	0:21,683	0:17,893	0:17,147	0:57,985	0:22,555	0:18,727	0:16,703	0:58,171	0:22,451	0:18,627	0:17,093	1:00,178	0:22,952	0:20,836	0:16,390







Round 1: 12 - 14 / 04 / 2019

SOUTH GARDA - LONATO (ITA)

DEUTSCHE KART-MEISTERSCHAFT

DMSB RegNr 97-19

R 14 DSKC (K2) Pre-Finale B

Die schnellsten Zeiten

Ort	Nr. Fahrername	Zeit	Streckenl.	Ø Speed
Ziel	353 Balbo, Natalia	0:55,756	1200 m	77,5 km/h
Sektion 1	353 Balbo, Natalia	0:21,514	531 m	88,9 km/h
Sektion 2	324 Fritsch, Valentino	0:17,810	390 m	78,8 km/h
Sektion 3	323 Stumpf, Stephen	0:16,178	279 m	62,1 km/h

	Smr.387 Preibisch,Marius DEU Bamberger Karttracing theoretisch mögliche Bestzeit 0:58,854	Smr.369 Drowing,Pascal DEU Vallier Motorsport theoretisch mögliche Bestzeit 1:01,475	Smr.311 Moitzi,Philipp AUT KSB Racing Team theoretisch mögliche Bestzeit 1:02,334	Smr.334 Clevert,Lauren-Alexander DEU Kartshop Ampfing theoretisch mögliche Bestzeit 1:05,944	Ziel	Sektion 1	Sektion 2	Sektion 3					
best	0:58,911	0:22,762	0:18,769	0:17,323	0:58,911	0:22,762	0:18,769	0:17,380	0:19,168				
Runde 1	1:09,965	0:28,017	0:21,817	0:20,131	1:06,039	0:26,461	0:20,633	0:18,945	1:09,038	0:26,533	0:22,307	0:20,198	
Runde 2	1:06,823	0:25,781	0:21,193	0:19,849	1:03,799	0:24,626	0:20,465	0:18,708	1:03,544	0:24,171	0:20,418	0:18,955	
Runde 3	1:07,172	0:26,421	0:20,794	0:19,957	1:06,769	0:24,226	0:20,382	0:22,161	1:03,349	0:24,945	0:19,820	0:18,584	
Runde 4	1:05,279	0:25,059	0:20,821	0:19,999	1:03,253	0:24,246	0:20,358	0:18,649	1:02,634	0:24,031	0:20,120	0:18,483	
Runde 5	1:04,706	0:24,725	0:20,933	0:19,048	1:02,731	0:24,221	0:20,176	0:18,334	1:02,942	0:24,199	0:20,215	0:18,528	
Runde 6	1:04,729	0:25,185	0:20,701	0:18,843	1:01,475	0:23,719	0:20,160	0:17,596					
Runde 7	1:03,372	0:24,465	0:20,352	0:18,555	2:13,192	0:29,205	1:00,788	0:43,199					
Runde 8	1:02,473	0:24,256	0:19,913	0:18,304									
Runde 9	1:02,390	0:24,573	0:19,958	0:17,859									
Runde 10	1:00,425	0:23,716	0:19,278	0:17,431									
Runde 11	1:00,569	0:23,955	0:18,995	0:17,619									
Runde 12	0:59,237	0:23,083	0:18,831	0:17,323									
Runde 13	0:58,911	0:22,762	0:18,769	0:17,380									
Runde 14	0:59,179	0:22,911	0:18,850	0:17,418									
Runde 15													






DEUTSCHE KART-MEISTERSCHAFT

Round 1: 12 - 14 / 04 / 2019

SOUTH GARDA - LONATO (ITA)

DMSB



DMSB RegNr 97-19

R 13 DSKC (KZ2) Pre-Finale A

Fahrername Driver	Kindervater Robert	Bos Jeroen	Träger Tim	Langenbacher Marvin	Moor Mark Villem	Funda Marcus	Villagomez Rafael	Walter Andre	Potman Mark	Himmels Yannik	Costa Francesco	Greif Toni
schnellste Runde in Runde	0:58,256 Rn. 14	0:59,491 Rn. 13	0:58,444 Rn. 14	0:58,722 Rn. 15	0:59,382 Rn. 16	0:58,682 Rn. 15	0:58,532 Rn. 14	0:58,579 Rn. 15	0:59,857 Rn. 16	0:59,493 Rn. 16	1:00,009 Rn. 13	0:59,878 Rn. 13
Speed	74,2 km/h	72,6 km/h	73,9 km/h	73,6 km/h	72,7 km/h	73,6 km/h	73,8 km/h	73,7 km/h	72,2 km/h	72,6 km/h	72,0 km/h	72,1 km/h
Lap 1	1:02,198	1:04,140	1:03,629	1:05,554	1:04,051	1:05,744	1:06,357	1:07,323	1:07,899	1:07,799	1:05,912	1:07,645
Lap 2	1:00,283	1:02,640	1:01,668	1:02,661	1:01,038	1:02,680	1:02,637	1:03,642	1:04,382	1:04,175	1:02,902	1:04,316
Lap 3	1:00,554	1:01,456	1:01,410	1:02,477	1:01,885	1:02,570	1:02,875	1:02,361	1:04,425	1:03,607	1:03,828	1:03,174
Lap 4	1:00,254	1:01,521	1:01,478	1:02,906	1:01,507	1:02,588	1:02,569	1:02,346	1:03,324	1:03,491	1:04,172	1:03,128
Lap 5	1:00,829	1:00,956	1:01,196	1:01,809	1:01,623	1:02,517	1:02,952	1:01,740	1:03,093	1:03,014	1:02,646	1:02,944
Lap 6	1:00,386	1:01,393	1:01,250	1:01,519	1:01,326	1:02,444	1:02,169	1:01,844	1:02,285	1:02,592	1:03,400	1:02,578
Lap 7	1:00,088	1:01,218	1:01,726	1:01,295	1:01,254	1:01,868	1:02,093	1:01,344	1:02,735	1:02,354	1:03,163	1:02,848
Lap 8	1:00,627	1:01,046	1:01,333	1:01,586	1:01,259	1:02,733	1:02,891	1:02,041	1:02,483	1:02,463	1:02,482	1:02,454
Lap 9	1:00,526	1:01,196	1:01,131	1:01,314	1:01,052	1:01,708	1:00,886	1:01,746	1:02,097	1:02,008	1:01,810	1:01,748
Lap 10	1:00,367	1:00,829	1:01,298	1:00,804	1:00,968	1:01,891	1:01,052	1:01,921	1:01,341	1:01,398	1:01,266	1:01,333
Lap 11	0:59,865	1:00,283	0:59,861	1:00,644	1:00,476	1:00,601	1:00,212	1:00,357	1:01,255	1:01,315	1:01,527	1:01,595
Lap 12	0:59,364	0:59,618	0:59,547	1:00,119	1:00,326	1:00,693	0:59,670	1:00,813	1:00,334	1:00,378	1:00,286	1:00,412
Lap 13	0:59,042	0:59,491	0:59,459	0:59,410	1:00,719	1:00,516	0:59,147	0:59,108	0:59,901	0:59,778	1:00,009	0:59,878
Lap 14	0:58,256	0:59,700	0:58,444	0:59,424	1:00,194	0:59,619	0:58,532	0:59,049	0:59,963	1:00,661	1:00,569	1:01,032
Lap 15	0:59,457	0:59,497	0:58,591	0:58,722	0:59,826	0:58,682	0:59,378	0:58,579	1:00,152	1:00,010	1:01,086	1:00,772
Lap 16	0:59,330	0:59,550	0:59,078	0:58,854	0:59,382	0:59,004	0:59,401	0:58,899	0:59,857	0:59,493	1:01,208	1:00,914
Lap 17	1:00,499	1:00,687	1:00,708	0:59,385	1:00,350	0:59,609	1:00,822	0:59,447	1:00,793	1:00,526	1:01,083	1:01,144







DEUTSCHE KART-MEISTERSCHAFT

Round 1: 12 - 14 / 04 / 2019

SOUTH GARDA - LONATO (ITA)



DMSB

DMSB RegNr 97-19

R 13 DSKC (KZ2) Pre-Finale A

Fahrername Driver	Van Walstijn Senna	Elter Marc	Walter Luca	Dresen Andreas	Leibmann Daniel	Lopez Marc	Ebner Moritz
schnellste Runde in Runde	0:59,555 Rn. 15	1:00,326 Rn. 14	1:00,509 Rn. 14	1:00,439 Rn. 14	1:00,027 Rn. 12	1:00,618 Rn. 13	1:19,726 Rn. 1
Speed	72,5 km/h	71,6 km/h	71,4 km/h	71,5 km/h	72,0 km/h	71,3 km/h	54,2 km/h
Lap 1	1:05,540	1:07,188	1:05,857	1:08,971	1:06,094	1:08,378	1:19,726
Lap 2	1:02,813	1:03,101	1:02,920	1:04,402	1:02,769	1:18,321	
Lap 3	1:02,683	1:03,530	1:02,700	1:03,977	1:02,938	1:03,905	
Lap 4	1:03,027	1:03,366	1:09,765	1:03,748	1:02,093	1:03,904	
Lap 5	1:03,317	1:03,300	1:02,802	1:03,455	1:02,151	1:03,194	
Lap 6	1:02,243	1:03,061	1:02,799	1:02,310	1:02,436	1:02,833	
Lap 7	1:01,956	1:04,527	1:02,605	1:02,633	1:02,167	1:03,627	
Lap 8	1:07,324	1:03,025	1:02,959	1:02,750	1:02,749	1:03,602	
Lap 9	1:01,982	1:02,581	1:02,584	1:02,360	1:02,027	1:02,521	
Lap 10	1:01,761	1:02,102	1:02,554	1:02,148	1:01,568	1:02,283	
Lap 11	1:01,073	1:01,284	1:01,242	1:01,775	1:01,218	1:01,443	
Lap 12	1:00,489	1:01,108	1:00,866	1:00,703	1:00,027	1:01,044	
Lap 13	0:59,994	1:00,842	1:00,756	1:00,475	1:00,671	1:00,618	
Lap 14	0:59,910	1:00,326	1:00,509	1:00,439	1:00,094		
Lap 15	0:59,555	1:00,490	1:00,556	1:00,644			
Lap 16	1:00,166	1:01,796	1:01,413	1:01,263			
Lap 17	1:01,293	1:01,809	1:01,804	1:01,806			



DKM

DEUTSCHE KART-MEISTERSCHAFT





Round 1: 12 - 14 / 04 / 2019

SOUTH GARDA - LONATO (ITA)



DMSB RegNr 97-19

R 13 DSKC (K22) Pre-Finale A

Ziel		Sektion 1		Sektion 2		Sektion 3	
Fahrername	Zeit	Fahrername	Zeit	Fahrername	Zeit	Fahrername	Zeit
1 314 Kindervater,Robert	0:58,256	310 Tröger,Tim	0:22,331	391 Funda,Marcus	0:18,477	314 Kindervater,Robert	0:17,248
2 310 Tröger,Tim	0:58,444	391 Funda,Marcus	0:22,333	314 Kindervater,Robert	0:18,498	306 Walter,Andre	0:17,251
3 329 Villagomez,Rafael	0:58,532	314 Kindervater,Robert	0:22,510	329 Villagomez,Rafael	0:18,523	389 Langenbacher,Marvin	0:17,323
4 306 Walter,Andre	0:58,579	389 Langenbacher,Marvin	0:22,533	306 Walter,Andre	0:18,534	330 Bos,Jeroen	0:17,388
5 391 Funda,Marcus	0:58,682	306 Walter,Andre	0:22,549	310 Tröger,Tim	0:18,545	329 Villagomez,Rafael	0:17,436
6 389 Langenbacher,Marvin	0:58,722	329 Villagomez,Rafael	0:22,551	394 Leibmann,Daniel	0:18,760	357 Moor,Mark Villem	0:17,453
7 357 Moor,Mark Villem	0:59,382	383 Potman,Mark	0:22,556	389 Langenbacher,Marvin	0:18,831	310 Tröger,Tim	0:17,510
8 330 Bos,Jeroen	0:59,491	307 Himmels,Yannik	0:22,641	381 Van Walsstijn,Senna	0:18,838	307 Himmels,Yannik	0:17,585
9 307 Himmels,Yannik	0:59,493	381 Van Walsstijn,Senna	0:22,685	307 Himmels,Yannik	0:18,903	391 Funda,Marcus	0:17,617
10 381 Van Walsstijn,Senna	0:59,555	330 Bos,Jeroen	0:22,804	330 Bos,Jeroen	0:18,904	356 Costa,Francesco	0:17,626
11 383 Potman,Mark	0:59,857	390 Greif,Toni	0:22,938	357 Moor,Mark Villem	0:18,972	317 Dresen,Andreas	0:17,664
12 390 Greif,Toni	0:59,878	318 Walter,Luca	0:22,939	383 Potman,Mark	0:18,999	381 Van Walsstijn,Senna	0:17,683
13 356 Costa,Francesco	1:00,009	357 Moor,Mark Villem	0:22,957	317 Dresen,Andreas	0:19,015	390 Greif,Toni	0:17,725
14 394 Leibmann,Daniel	1:00,027	317 Dresen,Andreas	0:22,979	390 Greif,Toni	0:19,032	383 Potman,Mark	0:17,817
15 319 Elter,Marc	1:00,326	319 Elter,Marc	0:23,077	356 Costa,Francesco	0:19,189	394 Leibmann,Daniel	0:17,826
16 317 Dresen,Andreas	1:00,439	394 Leibmann,Daniel	0:23,081	308 Lopez,Marc	0:19,205	318 Walter,Luca	0:17,860
17 318 Walter,Luca	1:00,509	356 Costa,Francesco	0:23,135	318 Walter,Luca	0:19,232	319 Elter,Marc	0:17,870
18 308 Lopez,Marc	1:00,618	308 Lopez,Marc	0:23,453	319 Elter,Marc	0:19,240	308 Lopez,Marc	0:17,960
19 384 Ebner,Moritz	1:19,726	384 Ebner,Moritz	0:30,799	384 Ebner,Moritz	0:26,011	384 Ebner,Moritz	0:22,916





DEUTSCHE KART-MEISTERSCHAFT

Round 1: 12 - 14 / 04 / 2019

SOUTH GARDA - LONATO (ITA)





DMSB RegNr 97-19

R 13 DSXC (K2) Pre-Finale A

Die schnellsten Zeiten

Ort	Nr. Fahrername	Zeit	Streckenl.	Ø Speed
Ziel	314 Kindervater,Robert	0:58,256	1200 m	74,2 km/h
Sektion 1	310 Tröger,Tim	0:22,331	531 m	85,6 km/h
Sektion 2	391 Funda,Marcus	0:18,477	390 m	76,0 km/h
Sektion 3	314 Kindervater,Robert	0:17,248	279 m	58,2 km/h

	Snr.314 Kindervater,Robert DEU			Snr.330 Bos,Jeroen NLD			Snr.310 Tröger,Tim DEU			Snr.357 Moor,Mark Villem EST			Snr.389 Langenbacher,Marvin DEU			
	BIREL ART RACING KSW			CRG Holland			Mach1 Motorsport			CPB SPORT			RS Motorsport			
	theoretisch mögliche Bestzeit 0:58,256			theoretisch mögliche Bestzeit 0:59,096			theoretisch mögliche Bestzeit 0:58,386			theoretisch mögliche Bestzeit 0:59,382			theoretisch mögliche Bestzeit 0:58,687			
best	Ziel	Sektion 1	Sektion 2	Sektion 3	Ziel	Sektion 1	Sektion 2	Sektion 3	Ziel	Sektion 1	Sektion 2	Sektion 3	Ziel	Sektion 1	Sektion 2	Sektion 3
Runde 1	1:02,198	0:25,131	0:19,414	0:17,653	1:04,140	0:25,319	0:20,523	0:18,298	1:03,629	0:25,479	0:19,887	0:18,263	1:05,554	0:26,067	0:20,650	0:18,837
Runde 2	1:00,283	0:23,443	0:19,307	0:17,533	1:02,640	0:24,132	0:19,910	0:18,598	1:01,668	0:23,785	0:19,576	0:18,307	1:02,661	0:24,148	0:20,057	0:18,456
Runde 3	1:00,554	0:23,428	0:19,462	0:17,664	1:01,456	0:23,499	0:19,679	0:18,278	1:01,410	0:23,579	0:19,607	0:18,224	1:02,477	0:23,965	0:20,012	0:18,500
Runde 4	1:00,254	0:23,329	0:19,331	0:17,594	1:01,521	0:23,579	0:19,671	0:18,271	1:01,478	0:23,863	0:19,523	0:18,092	1:02,906	0:23,894	0:20,177	0:18,835
Runde 5	1:00,829	0:23,410	0:19,746	0:17,673	1:00,956	0:23,460	0:19,493	0:18,003	1:01,196	0:23,496	0:19,464	0:18,236	1:01,809	0:23,674	0:19,911	0:18,224
Runde 6	1:00,386	0:23,161	0:19,402	0:17,823	1:01,393	0:23,643	0:19,695	0:18,055	1:01,250	0:23,699	0:19,581	0:17,970	1:01,519	0:23,587	0:19,834	0:18,098
Runde 7	1:00,088	0:23,157	0:19,283	0:17,648	1:01,218	0:23,578	0:19,671	0:17,969	1:01,726	0:23,850	0:19,445	0:18,431	1:01,295	0:23,473	0:19,667	0:18,155
Runde 8	1:00,627	0:23,341	0:19,417	0:17,869	1:01,046	0:23,488	0:19,666	0:17,892	1:01,333	0:23,612	0:19,566	0:18,155	1:01,586	0:23,649	0:19,689	0:18,248
Runde 9	1:00,526	0:23,293	0:19,474	0:17,759	1:01,196	0:23,495	0:19,642	0:18,059	1:01,131	0:23,679	0:19,285	0:18,167	1:01,314	0:23,451	0:19,818	0:18,045
Runde 10	1:00,367	0:23,344	0:19,312	0:17,711	1:00,829	0:23,252	0:19,481	0:18,096	1:01,298	0:23,541	0:19,544	0:18,213	1:00,804	0:23,411	0:19,616	0:17,777
Runde 11	0:59,865	0:23,270	0:19,136	0:17,459	1:00,283	0:23,305	0:19,388	0:17,590	0:59,861	0:23,276	0:19,075	0:17,510	1:00,476	0:23,315	0:19,358	0:17,803
Runde 12	0:59,364	0:22,928	0:18,955	0:17,481	0:59,618	0:23,034	0:19,129	0:17,455	0:59,547	0:22,998	0:18,816	0:17,733	1:00,326	0:23,144	0:19,418	0:17,764
Runde 13	0:59,042	0:22,734	0:18,857	0:17,451	0:59,491	0:22,951	0:19,152	0:17,388	0:59,459	0:22,863	0:19,071	0:17,525	1:00,719	0:22,962	0:19,707	0:18,050
Runde 14	0:58,256	0:22,510	0:18,498	0:17,248	0:59,700	0:22,886	0:19,137	0:17,677	0:58,444	0:22,331	0:18,545	0:17,568	1:00,194	0:23,125	0:19,478	0:17,591
Runde 15	0:59,457	0:22,999	0:18,808	0:17,650	0:59,497	0:22,962	0:18,904	0:17,631	0:58,591	0:22,474	0:18,560	0:17,557	0:59,826	0:23,075	0:19,233	0:17,518
Runde 16	0:59,330	0:23,065	0:18,787	0:17,478	0:59,550	0:22,804	0:19,042	0:17,704	0:59,078	0:22,573	0:18,557	0:17,948	0:59,382	0:22,957	0:18,972	0:17,453
Runde 17	1:00,499	0:23,168	0:19,578	0:17,753	1:00,687	0:23,243	0:19,388	0:18,056	1:00,708	0:23,220	0:19,231	0:18,257	1:00,350	0:23,221	0:19,488	0:17,641





DEUTSCHE KART-MEISTERSCHAFT

Round 1: 12 - 14 / 04 / 2019

SOUTH GARDA - LONATO (ITA)




DMSB RegNr 97-19

R 13 DSKC (K2) Pre-Finale A

Die schnellsten Zeiten

Ort	Nr. Fahrername	Zeit	Streckenl.	Ø Speed
Ziel	314 Kindervater, Robert	0:58,256	1200 m	74,2 km/h
Sektion 1	310 Tröger, Tim	0:22,331	531 m	85,6 km/h
Sektion 2	391 Funda, Marcus	0:18,477	390 m	76,0 km/h
Sektion 3	314 Kindervater, Robert	0:17,248	279 m	58,2 km/h

	Smr.329 Villagomez,Rafael MEX BIREL ART RACING KSW		Smr.306 Walter,Andre DEU Solgat Motorsport		Smr.391 Funda,Marcus AUT ZANCHI MOTORSPORT		Smr.383 Potman,Mark NLD CRG Holland		Smr.307 Himmels,Yannik DEU Valier Motorsport											
	theoretisch mögliche Bestzeit	Ziel	theoretisch mögliche Bestzeit	Ziel	theoretisch mögliche Bestzeit	Ziel	theoretisch mögliche Bestzeit	Ziel	theoretisch mögliche Bestzeit	Ziel										
best	0:58,532	0:22,551	0:18,523	0:17,436	0:58,579	0:22,549	0:18,534	0:17,251	0:58,682	0:22,333	0:18,477	0:17,617	0:59,857	0:22,556	0:18,999	0:17,817	0:59,493	0:22,641	0:18,903	0:17,585
Runde 1	1:06,357	0:26,600	0:20,883	0:18,874	1:07,323	0:26,109	0:21,506	0:19,708	1:05,744	0:25,545	0:21,090	0:19,109	1:07,899	0:26,761	0:21,143	0:19,995	1:07,799	0:26,069	0:21,688	0:20,042
Runde 2	1:02,637	0:24,049	0:20,105	0:18,483	1:03,642	0:24,026	0:20,320	0:19,296	1:02,680	0:23,678	0:20,163	0:18,839	1:04,382	0:24,598	0:20,533	0:19,251	1:04,175	0:24,439	0:20,212	0:19,524
Runde 3	1:02,875	0:23,989	0:20,461	0:18,425	1:02,361	0:24,173	0:19,941	0:18,247	1:02,570	0:23,639	0:20,170	0:18,761	1:04,425	0:24,598	0:20,538	0:19,289	1:03,607	0:24,126	0:20,411	0:19,070
Runde 4	1:02,569	0:23,942	0:20,051	0:18,576	1:02,346	0:23,765	0:20,058	0:18,523	1:02,588	0:23,875	0:20,118	0:18,595	1:03,324	0:24,403	0:20,115	0:18,806	1:03,491	0:24,318	0:20,446	0:18,727
Runde 5	1:02,952	0:23,949	0:20,214	0:18,789	1:01,740	0:23,847	0:19,787	0:18,106	1:02,517	0:23,824	0:19,870	0:18,823	1:03,093	0:24,347	0:19,945	0:18,801	1:03,014	0:24,109	0:20,169	0:18,736
Runde 6	1:02,169	0:23,735	0:19,991	0:18,443	1:01,844	0:23,787	0:19,870	0:18,187	1:02,444	0:23,830	0:19,867	0:18,747	1:02,285	0:23,887	0:19,742	0:18,656	1:02,592	0:23,923	0:20,132	0:18,537
Runde 7	1:02,093	0:23,533	0:19,963	0:18,597	1:01,344	0:24,007	0:19,523	0:17,814	1:01,868	0:23,652	0:19,718	0:18,498	1:02,735	0:23,991	0:20,142	0:18,602	1:02,354	0:23,688	0:20,118	0:18,548
Runde 8	1:02,891	0:23,572	0:20,092	0:19,227	1:02,041	0:23,534	0:19,696	0:18,811	1:02,733	0:23,489	0:19,920	0:19,324	1:02,483	0:23,729	0:19,943	0:18,811	1:02,463	0:23,746	0:19,996	0:18,721
Runde 9	1:00,886	0:23,394	0:19,541	0:17,951	1:01,746	0:23,621	0:19,745	0:18,380	1:01,708	0:23,481	0:19,705	0:18,522	1:02,097	0:23,886	0:19,661	0:18,600	1:02,008	0:23,862	0:19,886	0:18,260
Runde 10	1:01,052	0:23,558	0:19,306	0:18,188	1:01,921	0:23,618	0:19,814	0:18,489	1:01,891	0:23,827	0:19,733	0:18,331	1:01,341	0:23,554	0:19,546	0:18,241	1:01,398	0:23,828	0:19,477	0:18,093
Runde 11	1:00,212	0:23,185	0:19,267	0:17,760	1:00,357	0:23,299	0:19,260	0:17,798	1:00,601	0:23,177	0:19,382	0:18,042	1:01,255	0:23,420	0:19,535	0:18,300	1:01,315	0:23,392	0:19,642	0:18,281
Runde 12	0:59,670	0:23,070	0:18,970	0:17,630	1:00,813	0:23,407	0:19,097	0:18,309	1:00,693	0:23,315	0:19,185	0:18,193	1:00,334	0:23,177	0:19,234	0:17,923	1:00,378	0:23,152	0:19,420	0:17,806
Runde 13	0:59,147	0:22,929	0:18,771	0:17,447	0:59,108	0:23,184	0:18,649	0:17,275	1:00,516	0:23,348	0:19,542	0:17,626	0:59,901	0:22,771	0:19,250	0:17,880	0:59,778	0:22,701	0:19,194	0:17,883
Runde 14	0:58,532	0:22,551	0:18,545	0:17,436	0:59,049	0:22,845	0:18,698	0:17,506	0:59,619	0:22,993	0:18,942	0:17,684	0:59,963	0:22,556	0:19,476	0:17,931	1:00,661	0:22,641	0:19,535	0:18,485
Runde 15	0:59,378	0:22,919	0:18,523	0:17,936	0:58,579	0:22,794	0:18,534	0:17,251	0:58,682	0:22,588	0:18,477	0:17,617	1:00,152	0:22,917	0:18,999	0:18,236	1:00,010	0:22,856	0:18,903	0:18,251
Runde 16	0:59,401	0:22,862	0:18,818	0:17,721	0:58,899	0:22,814	0:18,811	0:17,274	0:59,004	0:22,333	0:19,012	0:17,659	0:59,857	0:22,885	0:19,155	0:17,817	0:59,493	0:22,920	0:18,988	0:17,585
Runde 17	1:00,822	0:23,266	0:19,252	0:18,304	0:59,447	0:22,549	0:19,199	0:17,699	0:59,609	0:22,817	0:18,826	0:17,966	1:00,793	0:23,183	0:19,495	0:18,115	1:00,526	0:23,027	0:19,534	0:17,965






DEUTSCHE KART-MEISTERSCHAFT

Round 1: 12 - 14 / 04 / 2019

SOUTH GARDA - LONATO (ITA)




DMSB RegNr 97-19

R 13 DSXC (K2) Pre-Finale A

Die schnellsten Zeiten

Ort	Nr. Fahrername	Zeit	Streckenl.	Ø Speed
Ziel	314 Kindervater, Robert	0:58,256	1200 m	74,2 km/h
Sektion 1	310 Tröger, Tim	0:22,331	531 m	85,6 km/h
Sektion 2	391 Funda, Marcus	0:18,477	390 m	76,0 km/h
Sektion 3	314 Kindervater, Robert	0:17,248	279 m	58,2 km/h

	Smr.356 Costa, Francesco ITA			Smr.390 Greif, Toni DEU			Smr.381 Van Walstijn, Senna NLD			Smr.319 Elter, Marc DEU			Smr.318 Walter, Luca DEU							
	Francesco Costa			Solgat Motorsport			SP Motor Sport			CRG Holland			Luca Walter							
	theoretisch mögliche Bestzeit 0:59,950			theoretisch mögliche Bestzeit 0:59,695			theoretisch mögliche Bestzeit 0:59,206			theoretisch mögliche Bestzeit 1:00,187			theoretisch mögliche Bestzeit 1:00,031							
best	Ziel	Sektion 1	Sektion 2	Sektion 3	Ziel	Sektion 1	Sektion 2	Sektion 3	Ziel	Sektion 1	Sektion 2	Sektion 3	Ziel	Sektion 1	Sektion 2	Sektion 3				
Runde 1	1:00,009	0:23,135	0:19,189	0:17,626	0:59,878	0:22,938	0:19,032	0:17,725	0:59,555	0:22,685	0:18,838	0:17,683	1:00,326	0:23,077	0:19,240	0:17,870	1:00,509	0:22,939	0:19,232	0:17,860
Runde 2	1:05,912	0:26,113	0:20,505	0:19,294	1:07,645	0:26,390	0:21,873	0:19,382	1:05,540	0:26,778	0:20,352	0:18,410	1:07,188	0:25,897	0:21,087	0:20,204	1:05,857	0:26,242	0:20,757	0:18,858
Runde 3	1:02,902	0:23,798	0:20,059	0:19,045	1:04,316	0:24,277	0:20,765	0:19,274	1:02,813	0:23,853	0:20,065	0:18,895	1:03,101	0:23,893	0:20,202	0:19,006	1:02,920	0:24,058	0:20,362	0:18,500
Runde 4	1:03,828	0:24,573	0:19,953	0:19,302	1:03,174	0:24,301	0:20,299	0:18,574	1:02,683	0:24,083	0:20,220	0:18,380	1:03,530	0:24,294	0:20,149	0:19,087	1:02,700	0:23,948	0:20,108	0:18,644
Runde 5	1:04,172	0:24,415	0:20,616	0:19,141	1:03,128	0:24,131	0:20,596	0:18,401	1:03,027	0:24,154	0:20,222	0:18,651	1:03,366	0:24,417	0:20,191	0:18,758	1:09,765	0:24,106	0:20,023	0:25,636
Runde 6	1:02,646	0:24,147	0:20,353	0:18,146	1:02,944	0:24,152	0:20,203	0:18,589	1:03,317	0:23,924	0:20,639	0:18,754	1:03,300	0:24,401	0:20,289	0:18,610	1:02,802	0:24,200	0:20,074	0:18,528
Runde 7	1:03,400	0:24,459	0:20,433	0:18,508	1:02,578	0:23,928	0:20,172	0:18,478	1:02,243	0:23,727	0:20,009	0:18,507	1:03,061	0:24,268	0:19,985	0:18,808	1:02,799	0:24,003	0:20,116	0:18,680
Runde 8	1:03,163	0:24,486	0:20,491	0:18,186	1:02,848	0:24,102	0:20,293	0:18,453	1:01,956	0:23,578	0:20,113	0:18,265	1:04,527	0:24,580	0:20,965	0:18,982	1:02,605	0:23,907	0:20,180	0:18,518
Runde 9	1:02,482	0:24,065	0:20,118	0:18,299	1:02,454	0:23,825	0:20,132	0:18,497	1:07,324	0:23,944	0:19,928	0:23,452	1:03,025	0:24,262	0:20,085	0:18,678	1:02,959	0:24,270	0:20,282	0:18,407
Runde 10	1:01,810	0:23,887	0:19,912	0:18,011	1:01,748	0:23,668	0:20,104	0:17,976	1:01,982	0:23,722	0:19,823	0:18,437	1:02,581	0:24,081	0:19,872	0:18,628	1:02,584	0:24,150	0:19,955	0:18,479
Runde 11	1:01,266	0:23,817	0:19,668	0:17,781	1:01,333	0:23,753	0:19,642	0:17,938	1:01,761	0:23,768	0:19,851	0:18,142	1:02,102	0:24,144	0:19,798	0:18,160	1:02,554	0:24,215	0:19,992	0:18,347
Runde 12	1:01,527	0:24,021	0:19,715	0:17,791	1:01,595	0:23,657	0:19,730	0:18,208	1:01,073	0:23,603	0:19,506	0:17,964	1:01,284	0:23,791	0:19,512	0:17,981	1:01,242	0:23,789	0:19,593	0:17,860
Runde 13	1:00,286	0:23,390	0:19,189	0:17,707	1:00,412	0:23,316	0:19,171	0:17,925	1:00,489	0:23,356	0:19,127	0:18,006	1:01,108	0:23,833	0:19,339	0:17,936	1:00,866	0:23,485	0:19,519	0:17,862
Runde 14	1:00,009	0:23,135	0:19,248	0:17,626	0:59,878	0:23,121	0:19,032	0:17,725	0:59,994	0:23,473	0:18,838	0:17,683	1:00,842	0:23,305	0:19,482	0:18,055	1:00,756	0:23,190	0:19,381	0:18,185
Runde 15	1:00,569	0:23,273	0:19,564	0:17,732	1:01,032	0:22,961	0:19,868	0:18,203	0:59,910	0:23,169	0:18,867	0:17,874	1:00,326	0:23,077	0:19,240	0:18,009	1:00,509	0:23,302	0:19,232	0:17,975
Runde 16	1:01,086	0:23,343	0:19,308	0:18,435	1:00,772	0:22,938	0:19,109	0:18,725	0:59,555	0:22,685	0:18,981	0:17,889	1:00,490	0:23,342	0:19,278	0:17,870	1:00,556	0:22,939	0:19,619	0:17,998
Runde 17	1:01,208	0:23,803	0:19,558	0:17,847	1:00,914	0:23,254	0:19,608	0:18,052	1:00,166	0:22,814	0:19,287	0:18,065	1:01,796	0:23,635	0:19,562	0:18,599	1:01,413	0:23,408	0:19,629	0:18,376
Runde 18	1:01,083	0:23,581	0:19,514	0:17,988	1:01,144	0:23,523	0:19,739	0:17,882	1:01,293	0:23,246	0:19,867	0:18,180	1:01,809	0:23,784	0:19,417	0:18,608	1:01,804	0:23,864	0:19,707	0:18,233






DEUTSCHE KART-MEISTERSCHAFT

Round 1: 12 - 14 / 04 / 2019

SOUTH GARDA - LONATO (ITA)

DMSB

DMSB RegNr 97-19

R 13 DSKC (K2) Pre-Finale A

Die schnellsten Zeiten

Ort	Nr. Fahrername	Zeit	Streckenl.	Ø Speed
Ziel	314 Kindervater, Robert	0:58,256	1200 m	74,2 km/h
Sektion 1	310 Träger, Tim	0:22,331	531 m	85,6 km/h
Sektion 2	391 Funda, Marcus	0:18,477	390 m	76,0 km/h
Sektion 3	314 Kindervater, Robert	0:17,248	279 m	58,2 km/h

	Snr.317 Dresen,Andreas DEU SRP Racing Team			Snr.394 Leibmann,Daniel DEU Bamberger Karttracing			Snr.308 Lopez,Marc ESP CRG Keizler racing			Snr.384 Ebner,Moritz ITA Markus Ebner		
	theoretisch mögliche Bestzeit 0:59,658			theoretisch mögliche Bestzeit 0:59,667			theoretisch mögliche Bestzeit 1:00,618			theoretisch mögliche Bestzeit 1:19,726		
best	Ziel	Sektion 1	Sektion 2	Sektion 3	Ziel	Sektion 1	Sektion 2	Sektion 3	Ziel	Sektion 1	Sektion 2	Sektion 3
Runde 1	1:08,971	0:26,989	0:21,913	0:20,069	1:06,094	0:25,766	0:21,114	0:19,214	1:08,378	0:26,456	0:21,725	0:20,197
Runde 2	1:04,402	0:25,055	0:20,635	0:18,712	1:02,769	0:23,904	0:20,117	0:18,748	1:18,321	0:38,380	0:21,349	0:18,592
Runde 3	1:03,977	0:24,828	0:20,346	0:18,803	1:02,938	0:24,274	0:20,023	0:18,641	1:03,905	0:24,550	0:20,364	0:18,991
Runde 4	1:03,748	0:24,718	0:20,344	0:18,686	1:02,093	0:23,780	0:19,908	0:18,405	1:03,904	0:24,419	0:20,332	0:19,153
Runde 5	1:03,455	0:24,553	0:20,275	0:18,627	1:02,151	0:23,813	0:19,914	0:18,424	1:03,194	0:24,308	0:20,159	0:18,727
Runde 6	1:02,310	0:24,067	0:19,832	0:18,411	1:02,436	0:23,864	0:19,992	0:18,580	1:02,833	0:23,961	0:20,148	0:18,724
Runde 7	1:02,633	0:24,288	0:19,994	0:18,351	1:02,167	0:24,013	0:19,802	0:18,352	1:03,627	0:24,289	0:20,372	0:18,966
Runde 8	1:02,750	0:23,967	0:20,112	0:18,671	1:02,749	0:24,312	0:19,809	0:18,628	1:03,602	0:24,689	0:20,132	0:18,781
Runde 9	1:02,360	0:23,905	0:19,871	0:18,584	1:02,027	0:23,833	0:19,850	0:18,344	1:02,521	0:24,502	0:19,800	0:18,219
Runde 10	1:02,148	0:23,868	0:19,927	0:18,353	1:01,568	0:23,423	0:19,601	0:18,544	1:02,283	0:23,804	0:19,684	0:18,795
Runde 11	1:01,775	0:23,620	0:19,884	0:18,271	1:01,218	0:23,687	0:19,417	0:18,114	1:01,443	0:23,601	0:19,704	0:18,138
Runde 12	1:00,703	0:23,560	0:19,479	0:17,664	1:00,027	0:23,109	0:19,092	0:17,826	1:01,044	0:23,545	0:19,458	0:18,041
Runde 13	1:00,475	0:23,143	0:19,385	0:17,947	1:00,671	0:23,193	0:19,327	0:18,151	1:00,618	0:23,453	0:19,205	0:17,960
Runde 14	1:00,439	0:23,432	0:19,015	0:17,992	1:00,094	0:23,081	0:18,760	0:18,253				
Runde 15	1:00,644	0:22,979	0:19,511	0:18,154								
Runde 16	1:01,263	0:23,311	0:19,635	0:18,317								
Runde 17	1:01,806	0:24,100	0:19,475	0:18,231								

R 9 DSKC (KZ2) Heat 3 A <> B

Strecke / track: 1200m
 started: 34 classified: 33 not classified: 1 excluded: 1

fastest Lap Davids TREFILOVS at: 0:46,422

Pos	Str. Nr.	Fahrer / Driver	Nation	Bewerber/Sponsor	Nation	Lizenz / License	Chassis/Motor/Reifen	Points	Penalty	Runden Laps	Gesamtzeit / Differenz	Abstand / Gap	beste Runde / best Lap	In R. / in L.	Beschw. / u. Speed	
1	314	KINDERVATER, Robert	DEU	BIREL ART RACING KSW	AUT	IKC1133505 BK102	Birel Art / TM / Vego	0		13	10:15,811		0:46,669	7	91,2 km/h 92,6 km/h	
2	329	VILLAGOMEZ, Rafael	MEX	BIREL ART RACING KSW	AUT	0525 BK102	Birel Art / TM / Vego	2		13	10:16,435 0:00,624	0:00,624	0:46,550	12	91,1 km/h 92,8 km/h	
3	397	TREFILOVS, Davids	DEU	SRP Racing Team	DEU	IKC1147656 KBF1156791	Maranello / TM / Vego	3		13	10:17,417 0:01,606	0:00,982	0:46,422	8	91 km/h 93,1 km/h	
4	381	VAN WALSTIJN, Senna	NLD	SP Motor Sport	NLD	35961 i.b.a.	Kart Republic / TM / Vego	4		13	10:17,521 0:01,710	0:00,104	0:46,423	8	90,9 km/h 93,7 km/h	
5	333	KAPETANIDIS, Konstantin	DEU	Valier Motorsport	DEU	IKC1176576 KBF1063735	SODI / TM / Vego	5		13	10:19,210 0:03,399	0:01,689	0:46,680	12	90,7 km/h 92,5 km/h	
6	384	EBNER, Moritz	ITA	Markus Ebner	ITA	404081 403974	Energy / TM / Vego	6		13	10:21,758 0:05,947	0:02,548	0:46,808	10	90,3 km/h 92,3 km/h	
7	391	FUNDA, Marcus	AUT	ZANCI MOTORSPORT	ITA	JK2051 398793	GP Racing / TM / Vego	7		13	10:22,720 0:06,909	0:00,962	0:46,590	5	90,2 km/h 92,7 km/h	
8	318	WALTER, Luca	DEU	Luca Walter	DEU	IKC1140650 IKC1140650	Alpha Karting / TM / Vego	8		13	10:22,943 0:07,132	0:00,223	0:46,726	11	90,2 km/h 92,5 km/h	
9	389	LANGENBACHER, Marvin	DEU	RS Motorsport	DEU	IKC1152544 KBF1104126	CRG / TM / Vego	9		13	10:23,226 0:07,415	0:00,283	0:46,717	8	90,1 km/h 92,3 km/h	
10	353	BALBO, Natalia	ITA	N.G.M. MOTORSPORT	ITA	386574 385371	FORMULA K / TM / Vego	10	5 sec.	13	10:23,458 0:07,647	0:00,232	0:46,479	12	90,1 km/h 92,9 km/h	
11	325	DAM, Benjamin	AUT	BIREL ART RACING KSW	AUT	JK2019 BK102	Birel Art / TM / Vego	11		13	10:24,264 0:08,453	0:00,806	0:46,954	9	90 km/h 92 km/h	
12	357	MOOR, Mark Villem	EST	CPB SPORT	FRA	K913 232241-1	SODI / TM / Vego	12		13	10:24,726 0:08,915	0:00,462	0:46,613	10	89,9 km/h 92,7 km/h	
13	323	STUMPF, Stephen	DEU	Solgat Motorsport	DEU	IKC1106930 KBF1079882	Birel Art / TM / Vego	13		13	10:25,418 0:09,607	0:00,692	0:46,944	9	89,8 km/h 92 km/h	
14	311	MOITZI, Philipp	AUT	KSB Racing Team	AUT	JK2029 BK002	Kosmic / Vortex / Vego	14	5 sec.	13	10:26,365 0:10,554	0:00,947	0:46,559	12	89,7 km/h 92,6 km/h	
15	398	FETZER, Dennis	DEU	SRP Racing Team	DEU	IKC1157082 KBF1156791	Maranello / TM / Vego	15		13	10:28,327 0:12,516	0:01,962	0:46,852	7	89,4 km/h 92,2 km/h	
16	382	RISOM, Valdemar	DNK	RS Competition	DNK	36523 36053	Tony Kart / Vortex / Vego	16	5 sec.	13	10:28,348 0:12,537	0:00,021	0:46,705	11	89,4 km/h 92,5 km/h	
17	352	HUETING, Brio	NLD	SRP Racing Team	DEU	46098 KBF1156791	Maranello / TM / Vego	17		13	10:29,963 0:14,152	0:01,615	0:46,910	8	89,1 km/h 92,1 km/h	
18	308	LOPEZ, Marc	ESP	CRG Keijzer racing	NLD	0014 esp 28613	CRG / TM / Vego	18		13	10:31,315 0:15,504	0:01,352	0:46,902	11	89 km/h 92,1 km/h	
19	312	COLAKOVIC, Nermin	DEU	Solgat Motorsport	DEU	IKC1155480 KBF1079882	Birel Art / TM / Vego	19	5 sec.	13	10:32,118 0:16,307	0:00,803	0:46,824	8	88,8 km/h 92,2 km/h	
20	330	BOS, Jeroen	NLD	CRG Holland	NLD	21799 15521	CRG / TM / Vego	20	5 sec.	13	10:32,406 0:16,595	0:00,288	0:46,850	11	88,8 km/h 92,2 km/h	
21	328	HOFMANN, Benedikt	DEU	BIREL ART RACING KSW	AUT	IKC1116634 BK102	Birel Art / TM / Vego	21	5 sec.	13	10:32,799 0:16,988	0:00,393	0:46,665	9	88,7 km/h 92,6 km/h	
22	335	BEYERLEIN, Patrick	DEU	BEYMO-Kartracing	DEU	IKC1041625 KBF1160795	CRG / TM / Vego	22		13	10:36,289 0:20,478	0:03,490	0:47,418	8	88,3 km/h 91,1 km/h	
23	354	BIZZOTTO, Leonardo	ITA	Marco Bizotto	ITA	346670 295198	Kart Republic / IAME / Vego	23	10 sec.	13	10:45,427 0:29,616	0:09,138	0:46,934	11	87 km/h 92 km/h	
24	307	HIMMELS, Yannik	DEU	Valier Motorsport	DEU	IKC1147857 KBF1063735	SODI / TM / Vego	24	5 sec.	13	10:58,905 0:43,094	0:13,478	0:46,924	11	85,2 km/h 92,1 km/h	
25	322	FREDRIKSSON, Lucas	SWE	JP Racing	SWE	200108090073 105	Exprit / Vortex / Vego	25		11	8:56,637 2 R	2 R	0:47,186	10	86,6 km/h 91,6 km/h	
26	317	DRESEN, Andreas	DEU	SRP Racing Team	DEU	IKC1116375 KBF1156791	Maranello / TM / Vego	26	5 sec.	10	8:15,753 3 R	1 R	0:47,364	8	87,1 km/h 91,2 km/h	
27	319	ELTER, Marc	DEU	CRG Holland	NLD	IKC1147174 15521	CRG / TM / Vego	27		10	8:32,282 3 R	0:16,529	0:46,961	8	84,3 km/h 92 km/h	
28	334	CLEVERT, Lauren-Alexander	DEU	Kartshop Ampfing	DEU	IKC1173645 KBF1108764	Tony Kart / TM / Vego	28		6	5:00,641 7 R	4 R	0:47,377	5	86,2 km/h 91,2 km/h	
29	358	GRAF, Adrian	DEU	Solgat Motorsport	DEU	IKC1126334 i.b.a.	Birel Art / TM / Vego	29		5	4:11,874 8 R	1 R	0:47,944	5	85,8 km/h 90,1 km/h	
30	387	PREIBISCH, Marius	DEU	Bamberger Kartracing	DEU	IKC1101135 KBF1197896	Lenzokart / LKE / Vego	30		4	3:31,759 9 R	1 R	0:48,612	3	81,6 km/h 88,9 km/h	
31	321	SCHEFTER, Niklas	DEU	SRP Racing Team	DEU	IKC1180230 KBF1156791	Maranello / TM / Vego	31		1	0:59,731 12 R	3 R	0:53,618	1	72,3 km/h 80,6 km/h	
32	393	MNOMBELI, Mhlahi	ZAF	MK Racing	GBR	14806 273486	Tony Kart / Vortex / Vego	32		1	0:59,813 12 R	0:00,082	0:54,011	1	72,2 km/h 80 km/h	
33	320	DE SANTIS, Raffaele	ITA	SRP Racing Team	DEU	355299 KBF1156791	Maranello / TM / Vego	33		0	0:03,696 13 R	1 R				
the following drivers are disqualified																
DSQ	306	WALTER, Andre	DEU	Solgat Motorsport	DEU	IKC1161930 KBF1079882	Birel Art / TM / Vego	36	DSQ			disqualified				

SiNr. 307,354,330,353,311,382,328,312 5 sec penalty Frontfiring
 SiNr. 354,317 5 sec penalty Pushing
 SiNr. 306 Disqualifikation from the Heat

Rennleitung: Pasquale Lupoli Racedirektor: Horst Seidel
 Sportkommissare: Nikolas Spaderna / Ulrich Bell / Paola Acerbi
 Techn. Kommissare: Hans-Jürgen Dangers / M. Grasshoff / C. Schmidt
 Zeitnahme: KART-DATA timing service Franz Schieszler

Zeitnahme / timekeeping

control

 Franz Schieszler

freigegeben: 08:38:16






DEUTSCHE KART-MEISTERSCHAFT

Round 1: 12 - 14 / 04 / 2019

SOUTH GARDA - LONATO (ITA)



DMSB

DMSB RegNr 97-19

R 9 DSKC (K22) Heat 3 A < > B

Fahrername Driver	Kindervater Robert	Villagomez Rafael	Trefilovs Davids	Van Walstijn Senna	Kapetanidis Konstantin	Ebner Moritz	Funda Marcus	Walter Luca	Langenbacher Marvin	Balbo Natalia	Dam Benjamin	Moor Mark Villem
schnellste Runde in Runde	0:46,669 Rn. 7	0:46,550 Rn. 12	0:46,422 Rn. 8	0:46,423 Rn. 8	0:46,680 Rn. 12	0:46,808 Rn. 10	0:46,590 Rn. 5	0:46,726 Rn. 11	0:46,717 Rn. 8	0:46,479 Rn. 12	0:46,954 Rn. 9	0:46,613 Rn. 10
Speed	92,6 km/h	92,8 km/h	93,1 km/h	93,1 km/h	92,5 km/h	92,3 km/h	92,7 km/h	92,5 km/h	92,5 km/h	92,9 km/h	92,0 km/h	92,7 km/h
Lap 1	0:50,720	0:50,684	0:50,938	0:50,143	0:50,665	0:50,705	0:52,919	0:51,116	0:51,607	0:49,943	0:51,727	0:52,946
Lap 2	0:47,558	0:47,560	0:47,581	0:47,420	0:47,658	0:48,412	0:48,207	0:48,029	0:48,198	0:47,422	0:48,645	0:48,297
Lap 3	0:46,995	0:47,101	0:47,149	0:47,033	0:47,253	0:47,294	0:47,993	0:48,366	0:47,864	0:47,152	0:47,893	0:47,584
Lap 4	0:46,737	0:46,831	0:46,831	0:46,698	0:46,994	0:46,977	0:47,459	0:46,945	0:47,159	0:46,688	0:47,405	0:47,217
Lap 5	0:46,894	0:46,751	0:46,697	0:46,487	0:46,815	0:46,970	0:46,590	0:46,876	0:47,047	0:46,529	0:47,156	0:47,522
Lap 6	0:46,858	0:46,719	0:46,775	0:51,183	0:47,129	0:47,309	0:46,695	0:47,127	0:47,099	0:50,798	0:47,276	0:47,261
Lap 7	0:46,669	0:46,619	0:46,847	0:46,513	0:46,842	0:47,246	0:46,700	0:46,834	0:46,783	0:46,524	0:47,112	0:47,012
Lap 8	0:46,738	0:46,788	0:46,422	0:46,423	0:47,813	0:46,826	0:46,665	0:46,922	0:46,717	0:46,796	0:47,019	0:46,651
Lap 9	0:46,792	0:46,795	0:46,773	0:46,833	0:46,884	0:47,216	0:46,694	0:47,328	0:47,280	0:47,303	0:46,954	0:46,615
Lap 10	0:46,718	0:47,296	0:47,328	0:46,488	0:46,823	0:46,808	0:46,612	0:46,901	0:46,804	0:46,510	0:47,040	0:46,613
Lap 11	0:46,671	0:46,728	0:46,717	0:46,487	0:46,808	0:47,479	0:46,732	0:46,726	0:46,828	0:46,571	0:47,200	0:46,974
Lap 12	0:46,786	0:46,550	0:46,611	0:46,535	0:46,680	0:47,483	0:47,158	0:47,171	0:46,961	0:46,479	0:47,121	0:46,625
Lap 13	0:47,369	0:47,301	0:48,028	0:47,089	0:47,471	0:47,817	0:48,244	0:48,691	0:48,406	0:47,670	0:47,586	0:47,104






DEUTSCHE KART-MEISTERSCHAFT

Round 1: 12 - 14 / 04 / 2019

SOUTH GARDA - LONATO (ITA)






DMSB

DMSB RegNr 97-19

R 9 DSKC (KZ2) Heat 3 A < > B

Fahrername Driver	Stumpf Stephen	Moitzi Philipp	Fetzer Dennis	Risom Valdemar	Huetting Brio	Lopez Marc	Colakovic Nermin	Bos Jeroen	Hofmann Benedikt	Beyerlein Patrick	Bizzotto Leonardo	Himmels Yannik
schnellste Runde in Runde	0:46,944 Rn. 9	0:46,559 Rn. 12	0:46,852 Rn. 7	0:46,705 Rn. 11	0:46,910 Rn. 8	0:46,902 Rn. 11	0:46,824 Rn. 8	0:46,850 Rn. 11	0:46,665 Rn. 9	0:47,418 Rn. 8	0:46,934 Rn. 11	0:46,924 Rn. 11
Speed	92,0 km/h	92,8 km/h	92,2 km/h	92,5 km/h	92,1 km/h	92,1 km/h	92,3 km/h	92,2 km/h	92,6 km/h	91,1 km/h	92,0 km/h	92,1 km/h
Lap 1	0:52,063	0:51,813	0:50,715	0:50,819	0:52,662	0:52,744	0:53,379	0:53,155	0:54,337	0:53,785	0:52,576	0:53,003
Lap 2	0:48,606	0:47,676	0:49,704	0:48,044	0:48,761	0:48,490	0:48,490	0:48,541	0:48,628	0:49,480	0:49,134	0:48,753
Lap 3	0:47,934	0:47,034	0:49,115	0:47,497	0:47,554	0:48,148	0:48,184	0:47,916	0:47,375	0:48,770	0:48,360	0:48,841
Lap 4	0:47,877	0:46,797	0:47,785	0:47,024	0:47,836	0:48,080	0:47,288	0:47,548	0:48,111	0:47,674	0:47,479	0:48,588
Lap 5	0:47,420	0:46,958	0:47,604	0:47,062	0:47,179	0:47,706	0:47,619	0:48,262	0:47,682	0:47,684	0:47,905	0:47,559
Lap 6	0:47,239	0:47,720	0:47,775	0:47,501	0:47,220	0:47,698	0:47,629	0:47,598	0:47,687	0:47,883	0:47,318	0:47,843
Lap 7	0:47,127	0:46,710	0:46,852	0:46,787	0:47,120	0:47,280	0:47,601	0:47,408	0:47,251	0:47,554	0:48,648	0:47,640
Lap 8	0:46,997	0:47,402	0:47,177	0:46,971	0:46,910	0:47,173	0:46,824	0:46,953	0:46,994	0:47,418	0:47,202	0:47,246
Lap 9	0:46,944	0:47,159	0:47,246	0:48,008	0:46,936	0:47,334	0:47,012	0:47,024	0:46,665	0:48,236	0:46,949	0:47,070
Lap 10	0:46,946	0:46,671	0:47,038	0:46,772	0:46,976	0:47,190	0:46,901	0:47,019	0:46,699	0:47,420	0:47,259	0:47,068
Lap 11	0:47,214	0:46,887	0:47,163	0:46,705	0:47,470	0:46,902	0:46,904	0:46,850	0:46,750	0:47,520	0:46,934	0:46,924
Lap 12	0:47,211	0:46,559	0:47,048	0:47,313	0:47,057	0:48,663	0:47,096	0:46,950	0:46,853	0:48,461	0:52,325	1:09,413
Lap 13	0:47,442	0:48,205	0:49,191	0:49,299	0:51,693	0:48,245	0:47,392	0:47,451	0:47,679	0:49,240	0:49,195	0:49,423


DEUTSCHE KART-MEISTERSCHAFT

Round 1: 12 - 14 / 04 / 2019

SOUTH GARDA - LONATO (ITA)

DMSB

DMSB RegNr 97-19

R 9 DSKC (KZ2) Heat 3 A < > B

Fahrername Driver	Fredriksson Lucas	Dresen Andreas	Elter Marc	Lauren- Alexander	Graf Adrian	Preibisch Marius	Schefer Niklas	Mnombeli Mihlali	De Santis Raffaele	Walter Andre
schnellste Runde in Runde	0:47,186 Rn. 10	0:47,364 Rn. 8	0:46,961 Rn. 8	0:47,377 Rn. 5	0:47,944 Rn. 5	0:48,612 Rn. 3	0:53,618 Rn. 1	0:54,011 Rn. 1		0:46,510 Rn. 10
Speed	91,6 km/h	91,2 km/h	92,0 km/h	91,2 km/h	90,1 km/h	88,9 km/h	80,6 km/h	80,0 km/h		92,9 km/h
Lap 1	0:52,880	0:53,759	1:16,031	0:52,222	0:53,548	0:54,212	0:53,618	0:54,011		
Lap 2	0:49,406	0:49,442	0:47,625	0:48,446	0:49,016	0:49,889				
Lap 3	0:48,040	0:48,315	0:47,359	0:47,817	0:48,004	0:48,612				
Lap 4	0:47,560	0:47,677	0:47,040	0:49,294	0:48,086	0:53,150				
Lap 5	0:47,615	0:47,519	0:47,436	0:47,377	0:47,944					
Lap 6	0:48,292	0:48,627	0:47,175	0:52,202						
Lap 7	0:47,869	0:47,592	0:47,267							
Lap 8	0:48,007	0:47,364	0:46,961							
Lap 9	0:47,341	0:47,514	0:46,970							
Lap 10	0:47,186	0:47,554	0:54,272							
Lap 11	0:47,516									
Lap 12										
Lap 13										

Warm Up Pre-Finale B DSKG (K22)

Strecke / track: 1200m

started: 23 classified: 23 not classified: 0

Pos	Stf. Nr.	Fahrer Driver	Nation	Bewerber/Sponsor	Nation	Lizenz R-Lizenz	Chassis/Motor/Reifen	Runden Laps	Differenz	Abstand Gap	beste Runde best Lap	in N. in L.	Beschw. e Speed
1	324	FRITSCH, Valentino	DEU	BIREL ART RACING KSW	AUT	IKB1173038 BK102	Birel Art / TM / Vega	12			0:46,157	9	93,6 km/h
2	397	TREILOVS, Davids	DEU	SRP Racing Team	DEU	JKC1147656 KBF1156791	Maranello / TM / Vega	11	0:00,014	0:00,014	0:46,171	7	93,6 km/h
3	353	BALBO, Natalia	ITA	N.G.M. MOTORSPORT	ITA	386574 385371	FORMULA K / TM / Vega	11	0:00,079	0:00,065	0:46,236	11	93,4 km/h
4	355	SPECK, Luis Laurin	DEU	Tbkart Srl.	ITA	IKB1167417 297356	Tbkart / TM / Vega	12	0:00,109	0:00,030	0:46,266	9	93,4 km/h
5	359	LA MARTINA, Alessio	ITA	SRP Racing Team	DEU	406383 KBF1156791	Maranello / TM / Vega	11	0:00,272	0:00,163	0:46,429	11	93,0 km/h
6	326	REIBÖCK, Lukas	AUT	BIREL ART RACING KSW	AUT	JK2158 BK102	Birel Art / TM / Vega	12	0:00,290	0:00,018	0:46,447	7	93,0 km/h
7	354	BIZZOTTO, Leonardo	ITA	Marco Bizotto	ITA	346676 295198	Kart Republic / IAME / Vega	11	0:00,319	0:00,029	0:46,476	11	93,0 km/h
8	333	KAPETANIDIS, Konstantin	DEU	Valier Motorsport	DEU	JKC1176576 KBF1063735	SODI / TM / Vega	12	0:00,378	0:00,059	0:46,535	11	92,8 km/h
9	328	HOFMANN, Benedikt	DEU	BIREL ART RACING KSW	AUT	JKC1116634 BK102	Birel Art / TM / Vega	11	0:00,464	0:00,086	0:46,621	11	92,7 km/h
10	311	MOITZI, Philipp	AUT	KSB Racing Team	AUT	JK2029 BK002	Kosmic / Vortex / Vega	11	0:00,540	0:00,076	0:46,697	10	92,5 km/h
11	332	BEDNAR, Jan	CZE	GREGOR KART S.R.O.	CZE	19AS0152 338	CRG / TM / Vega	12	0:00,597	0:00,057	0:46,754	7	92,4 km/h
12	323	STUMPF, Stephen	DEU	Solgat Motorsport	DEU	IKC1106930 KBF1079882	Birel Art / TM / Vega	11	0:00,653	0:00,056	0:46,810	10	92,3 km/h
13	382	RISOM, Valdemar	DNK	RS Competition	DNK	36523 36053	Tony Kart / Vortex / Vega	11	0:00,662	0:00,009	0:46,819	8	92,3 km/h
14	320	DE SANTIS, Raffaele	ITA	SRP Racing Team	DEU	355295 KBF1156791	Maranello / TM / Vega	11	0:00,681	0:00,019	0:46,838	10	92,2 km/h
15	398	FETZER, Dennis	DEU	SRP Racing Team	DEU	JKC1157082 KBF1156791	Maranello / TM / Vega	11	0:00,737	0:00,056	0:46,894	7	92,1 km/h
16	390	GREIF, Toni	DEU	Solgat Motorsport	DEU	IKB1096240 KBF1079882	Birel Art / TM / Vega	10	0:00,809	0:00,072	0:46,966	10	92,0 km/h
17	325	DAM, Benjamin	AUT	BIREL ART RACING KSW	AUT	JK2019 BK102	Birel Art / TM / Vega	12	0:00,917	0:00,108	0:47,074	9	91,8 km/h
18	315	LEHNER, Franz	AUT	BIREL ART RACING KSW	AUT	JK2150 BK102	Birel Art / TM / Vega	8	0:00,925	0:00,008	0:47,082	8	91,8 km/h
19	352	HUETING, Brio	NLD	SRP Racing Team	DEU	46098 KBF1156791	Maranello / TM / Vega	12	0:00,961	0:00,036	0:47,118	10	91,7 km/h
20	322	FREDRIKSSON, Lucas	SWE	JP Racing	SWE	20010809007 105	Exprit / Vortex / Vega	11	0:01,078	0:00,117	0:47,235	7	91,5 km/h
21	321	SCHEFTER, Niklas	DEU	SRP Racing Team	DEU	JKC1180236 KBF1156791	Maranello / TM / Vega	11	0:01,221	0:00,143	0:47,378	9	91,2 km/h
22	327	JONSSON, Lukas	SWE	JP Racing	SWE	20000901795 105	Exprit / Vortex / Vega	11	0:01,913	0:00,692	0:48,070	10	89,9 km/h
23	316	UBER, Sebastian	DEU	RS Motorsport	DEU	IKB1117990 KBF1104126	CRG / Modena / Vega	3	0:03,489	0:01,576	0:49,646	3	87,0 km/h

Rennleitung: Pasquale Lupoli Racedirektor: Horst Seidel
 Sportkommissare: Nikolas Spaderna / Ulrich Bell / Paola Acerbi
 Techn. Kommissare: Hans-Jürgen Dangers / M. Grasshoff / C. Schmidt
 Zeitnahme: KART-DATA timing service Franz Schiesler






DEUTSCHE KART-MEISTERSCHAFT

Round 1: 12 - 14 / 04 / 2019

SOUTH GARDA - LONATO (ITA)



DMSB RegNr 97-19

Warm Up Pre-Finale B DSKC (KZZ)

Fahrername Driver	Fritsch Valentino	Trefilovs Davids	Balbo Natalia	Speck Luis Laurin	La Martina Alessio	Reiböck Lukas	Bizzotto Leonardo	Kapetanidis Konstantin	Hofmann Benedikt	Moitzi Philipp	Bednar Jan	Stumpf Stephen
schleunigste Runde in Runde	0:46,157 Rn. 9	0:46,171 Rn. 7	0:46,236 Rn. 11	0:46,266 Rn. 9	0:46,429 Rn. 11	0:46,447 Rn. 7	0:46,476 Rn. 11	0:46,535 Rn. 11	0:46,621 Rn. 11	0:46,697 Rn. 10	0:46,754 Rn. 7	0:46,810 Rn. 10
Speed	93,6 km/h	93,6 km/h	93,4 km/h	93,4 km/h	93,0 km/h	93,0 km/h	93,0 km/h	92,8 km/h	92,7 km/h	92,5 km/h	92,4 km/h	92,3 km/h
Lap 1	0:54,367	1:05,930	0:57,963	0:56,999	0:59,934	0:54,208	1:05,308	0:53,697	0:57,272	0:58,787	0:54,011	0:59,116
Lap 2	0:47,634	0:56,580	0:55,779	0:49,188	0:50,114	0:48,050	0:56,365	0:48,389	0:49,770	0:55,661	0:48,352	0:50,999
Lap 3	0:46,917	0:53,537	0:53,956	0:47,432	0:47,761	0:47,267	0:53,615	0:47,389	0:47,721	0:54,503	0:47,237	0:49,482
Lap 4	0:47,189	0:50,197	0:49,084	0:46,986	0:47,196	0:47,820	0:51,857	0:48,092	0:47,086	0:49,537	0:47,093	0:48,207
Lap 5	0:46,852	0:46,784	0:47,302	0:46,590	0:47,169	0:46,827	0:49,832	0:46,959	0:47,038	0:47,427	0:47,154	0:47,321
Lap 6	0:46,405	0:46,330	0:46,457	0:46,466	0:46,804	0:46,986	0:48,309	0:47,469	0:47,050	0:46,894	0:47,418	0:47,220
Lap 7	0:46,188	0:46,171	0:46,440	0:46,392	0:46,595	0:46,447	0:46,798	0:46,672	0:46,854	0:46,820	0:46,754	0:47,320
Lap 8	0:46,218	0:46,309	0:46,761	0:46,483	1:01,107	0:47,090	0:46,618	0:48,239	0:47,002	0:47,164	0:46,889	0:47,111
Lap 9	0:46,157	0:46,398	0:46,337	0:46,266	0:49,218	0:46,512	0:46,554	0:46,660	0:46,951	0:46,818	0:46,806	0:46,954
Lap 10	0:46,164	0:46,224	0:46,244	0:46,319	0:46,768	0:46,791	0:46,993	0:46,898	0:47,213	0:46,697	0:47,771	0:46,810
Lap 11	0:46,252	0:47,198	0:46,236	0:46,379	0:46,429	0:46,851	0:46,476	0:46,535	0:46,621	0:46,976	0:47,779	0:46,873
Lap 12	0:46,263			0:46,330		0:46,631		0:47,209			0:46,968	





DEUTSCHE KART-MEISTERSCHAFT

Round 1: 12 - 14 / 04 / 2019

SOUTH GARDA - LONATO (ITA)

DMSB




DMSB RegNr 97-19

Warm Up Pre-Finale B DSKC (KZZ)

Fahrername Driver	Risom Valdemar	De Santis Raffaele	Fetzer Dennis	Greif Toni	Dam Benjamin	Lehner Franz	Huefing Brio	Fredriksson Lucas	Scheffer Niklas	Jonsson Lukas	Uber Sebastian
schnellste Runde in Runde	0:46,819 Rn. 8	0:46,838 Rn. 10	0:46,894 Rn. 7	0:46,966 Rn. 10	0:47,074 Rn. 9	0:47,082 Rn. 8	0:47,118 Rn. 10	0:47,235 Rn. 7	0:47,378 Rn. 9	0:48,070 Rn. 10	0:49,646 Rn. 3
Speed	92,3 km/h	92,2 km/h	92,1 km/h	92,0 km/h	91,8 km/h	91,8 km/h	91,7 km/h	91,5 km/h	91,2 km/h	89,9 km/h	87,0 km/h
Lap 1	0:57,920	0:58,990	1:04,361	0:59,488	0:54,518	0:56,447	0:54,823	0:57,148	0:58,234	0:57,452	0:57,440
Lap 2	0:50,728	0:50,851	0:52,363	0:53,720	0:49,063	0:53,493	0:50,283	0:50,779	0:50,102	0:52,298	0:52,491
Lap 3	0:48,914	0:48,101	0:48,354	0:51,765	0:47,932	1:12,234	0:48,205	0:49,479	0:48,511	0:49,928	0:49,646
Lap 4	0:47,553	0:47,294	0:47,189	0:49,358	0:47,821	2:56,358	0:47,600	0:47,735	0:48,434	0:50,203	
Lap 5	0:47,318	0:50,867	0:50,077	0:48,469	0:47,810	0:49,254	0:47,295	0:48,410	0:47,750	0:48,419	
Lap 6	0:50,344	0:47,036	0:47,111	0:49,855	0:47,110	0:48,387	0:47,250	0:47,701	0:48,189	0:48,660	
Lap 7	0:47,156	0:50,214	0:46,894	0:47,255	0:47,217	0:47,384	0:47,171	0:47,235	0:48,023	0:48,224	
Lap 8	0:46,819	0:47,326	0:55,163	0:47,284	0:47,204	0:47,082	0:50,172	0:47,434	0:48,186	0:48,842	
Lap 9	0:47,977	0:46,887	0:49,876	0:47,277	0:47,074	0:47,396	0:47,396	0:48,471	0:47,378	0:48,319	
Lap 10	0:47,177	0:46,838	0:47,147	0:46,966	0:47,243	0:47,118	0:47,118	0:48,619	0:52,446	0:48,070	
Lap 11	0:47,269	0:47,636	0:47,295	0:47,631	0:47,631	0:47,189	0:47,189	0:48,290	0:47,785	0:48,381	
Lap 12				0:47,369	0:47,369	0:47,231					



DMSB RegNr 97-19

Warm Up Pre-Finale B DSKC (K22)

Ziel		Sektion 1		Sektion 2		Sektion 3	
Fahrername	Zeit	Fahrername	Zeit	Fahrername	Zeit	Fahrername	Zeit
1 324 Fritsch,Valentino	0:46,157	324 Fritsch,Valentino	0:18,023	397 Trefilovs, Davids	0:14,436	397 Trefilovs, Davids	0:13,533
2 397 Trefilovs, Davids	0:46,171	353 Balbo, Natalia	0:18,048	353 Balbo, Natalia	0:14,451	355 Speck, Luis Laurin	0:13,560
3 353 Balbo, Natalia	0:46,236	397 Trefilovs, Davids	0:18,059	324 Fritsch, Valentino	0:14,456	353 Balbo, Natalia	0:13,609
4 355 Speck, Luis Laurin	0:46,266	355 Speck, Luis Laurin	0:18,132	311 Moitz, Philipp	0:14,476	324 Fritsch, Valentino	0:13,625
5 359 La Martina, Alessio	0:46,429	359 La Martina, Alessio	0:18,153	355 Speck, Luis Laurin	0:14,498	333 Kapetanidis, Konstantin	0:13,630
6 326 Reiböck, Lukas	0:46,447	354 Bizzotto, Leonardo	0:18,170	326 Reiböck, Lukas	0:14,551	354 Bizzotto, Leonardo	0:13,659
7 354 Bizzotto, Leonardo	0:46,476	326 Reiböck, Lukas	0:18,207	320 De Santis, Raffaele	0:14,567	328 Hofmann, Benedikt	0:13,677
8 333 Kapetanidis, Konstantin	0:46,535	333 Kapetanidis, Konstantin	0:18,223	354 Bizzotto, Leonardo	0:14,569	359 La Martina, Alessio	0:13,678
9 328 Hofmann, Benedikt	0:46,621	332 Bednar, Jan	0:18,223	359 La Martina, Alessio	0:14,598	326 Reiböck, Lukas	0:13,678
10 311 Moitz, Philipp	0:46,697	328 Hofmann, Benedikt	0:18,241	333 Kapetanidis, Konstantin	0:14,623	323 Stumpf, Stephen	0:13,695
11 332 Bednar, Jan	0:46,754	320 De Santis, Raffaele	0:18,260	328 Hofmann, Benedikt	0:14,661	311 Moitz, Philipp	0:13,715
12 323 Stumpf, Stephen	0:46,810	311 Moitz, Philipp	0:18,344	323 Stumpf, Stephen	0:14,680	382 Risom, Valdemar	0:13,728
13 382 Risom, Valdemar	0:46,819	398 Fetzer, Dennis	0:18,352	332 Bednar, Jan	0:14,686	332 Bednar, Jan	0:13,795
14 320 De Santis, Raffaele	0:46,838	323 Stumpf, Stephen	0:18,373	382 Risom, Valdemar	0:14,696	398 Fetzer, Dennis	0:13,796
15 398 Fetzer, Dennis	0:46,894	390 Greif, Toni	0:18,375	398 Fetzer, Dennis	0:14,728	352 Huetting, Brio	0:13,815
16 390 Greif, Toni	0:46,966	325 Dam, Benjamin	0:18,382	322 Fredriksson, Lucas	0:14,746	390 Greif, Toni	0:13,819
17 325 Dam, Benjamin	0:47,074	352 Huetting, Brio	0:18,383	390 Greif, Toni	0:14,764	320 De Santis, Raffaele	0:13,825
18 315 Lehner, Franz	0:47,082	382 Risom, Valdemar	0:18,395	315 Lehner, Franz	0:14,799	325 Dam, Benjamin	0:13,864
19 352 Huetting, Brio	0:47,118	315 Lehner, Franz	0:18,406	352 Huetting, Brio	0:14,799	315 Lehner, Franz	0:13,877
20 322 Fredriksson, Lucas	0:47,235	322 Fredriksson, Lucas	0:18,488	325 Dam, Benjamin	0:14,805	322 Fredriksson, Lucas	0:13,884
21 321 Scheffer, Niklas	0:47,378	321 Scheffer, Niklas	0:18,523	321 Scheffer, Niklas	0:14,905	321 Scheffer, Niklas	0:13,919
22 327 Jonsson, Lukas	0:48,070	327 Jonsson, Lukas	0:18,675	327 Jonsson, Lukas	0:15,108	327 Jonsson, Lukas	0:13,980
23 316 Uber, Sebastian	0:49,646	316 Uber, Sebastian	0:19,135	316 Uber, Sebastian	0:15,208	316 Uber, Sebastian	0:14,264






DEUTSCHE KART-MEISTERSCHAFT

Round 1: 12 - 14 / 04 / 2019

SOUTH GARDA - LONATO (ITA)



DMSB RegNr 97-19

Warm Up Pre-Finale B DSKG (K22)

Die schnellsten Zeiten

Ort	Nr. Fahrername	Zeit	Streckenkil.	Ø Speed
Ziel	324 Fritsch, Valentino	0:46,157	1200 m	93,6 km/h
Sektion 1	324 Fritsch, Valentino	0:18,023	531 m	106,1 km/h
Sektion 2	397 Trefflows, Davids	0:14,436	390 m	97,3 km/h
Sektion 3	397 Trefflows, Davids	0:13,533	279 m	74,2 km/h

	Snr.324 Fritsch, Valentino DEU BIREL ART RACING KSW	Snr.397 Trefflows, Davids DEU SRP Racing Team	Snr.353 Balbo, Natalia ITA N.G.M. MOTORSPORT	Snr.355 Speck, Luis Laurin DEU Tbkart Srl.	Snr.359 La Marina, Alessio ITA SRP Racing Team
	theoretisch mögliche Bestzeit 0:46,104	theoretisch mögliche Bestzeit 0:46,028	theoretisch mögliche Bestzeit 0:46,108	theoretisch mögliche Bestzeit 0:46,190	theoretisch mögliche Bestzeit 0:46,429
best	Ziel 0:46,157 0:18,023 0:14,456 0:13,625	Ziel 0:46,171 0:18,059 0:14,436 0:13,533	Ziel 0:46,236 0:18,048 0:14,451 0:13,609	Ziel 0:46,266 0:18,132 0:14,498 0:13,560	Ziel 0:46,429 0:18,153 0:14,598 0:13,678
Runde 1	0:54,367 0:22,383 0:16,989 0:14,995	0:05,930 0:27,692 0:20,451 0:17,787	0:57,963 0:24,184 0:17,903 0:15,876	0:56,999 0:23,423 0:18,117 0:15,459	0:59,934 0:23,868 0:20,260 0:15,806
Runde 2	0:47,634 0:18,772 0:14,968 0:13,894	0:56,580 0:22,819 0:17,535 0:16,226	0:55,779 0:21,371 0:17,562 0:16,846	0:49,188 0:19,731 0:15,158 0:14,299	0:50,114 0:20,262 0:15,604 0:14,248
Runde 3	0:46,917 0:18,337 0:14,663 0:13,917	0:53,537 0:21,564 0:16,839 0:15,134	0:53,956 0:21,942 0:17,112 0:14,902	0:47,432 0:18,660 0:14,847 0:13,925	0:47,761 0:18,839 0:14,905 0:14,017
Runde 4	0:47,189 0:18,592 0:14,872 0:13,725	0:50,197 0:20,393 0:15,700 0:14,104	0:49,084 0:19,990 0:15,113 0:13,981	0:46,986 0:18,442 0:14,715 0:13,829	0:47,196 0:18,322 0:14,867 0:14,007
Runde 5	0:46,852 0:18,432 0:14,600 0:13,820	0:46,784 0:18,537 0:14,621 0:13,626	0:47,302 0:18,793 0:14,722 0:13,787	0:46,590 0:18,301 0:14,552 0:13,737	0:47,169 0:18,375 0:14,981 0:13,813
Runde 6	0:46,405 0:18,164 0:14,566 0:13,675	0:46,330 0:18,181 0:14,534 0:13,615	0:46,457 0:18,239 0:14,517 0:13,701	0:46,466 0:18,281 0:14,548 0:13,637	0:46,804 0:18,372 0:14,652 0:13,780
Runde 7	0:46,188 0:18,059 0:14,484 0:13,645	0:46,171 0:18,148 0:14,490 0:13,533	0:46,440 0:18,127 0:14,704 0:13,609	0:46,392 0:18,247 0:14,572 0:13,573	0:46,595 0:18,243 0:14,674 0:13,678
Runde 8	0:46,218 0:18,023 0:14,506 0:13,628	0:46,309 0:18,063 0:14,533 0:13,713	0:46,761 0:18,449 0:14,642 0:13,670	0:46,483 0:18,240 0:14,606 0:13,637	1:01,107 0:24,399 0:18,664 0:18,044
Runde 9	0:46,157 0:18,023 0:14,506 0:13,628	0:46,398 0:18,059 0:14,778 0:13,561	0:46,337 0:18,252 0:14,451 0:13,634	0:46,266 0:18,132 0:14,534 0:13,600	0:49,218 0:20,294 0:14,903 0:14,021
Runde 10	0:46,164 0:18,051 0:14,456 0:13,657	0:46,224 0:18,123 0:14,436 0:13,665	0:46,244 0:18,048 0:14,472 0:13,724	0:46,319 0:18,261 0:14,498 0:13,560	0:46,768 0:18,335 0:14,677 0:13,756
Runde 11	0:46,252 0:18,099 0:14,486 0:13,667	0:47,198 0:18,696 0:14,821 0:13,681	0:46,236 0:18,085 0:14,511 0:13,640	0:46,379 0:18,201 0:14,582 0:13,596	0:46,429 0:18,153 0:14,598 0:13,678
Runde 12	0:46,263 0:18,159 0:14,473 0:13,631			0:46,330 0:18,230 0:14,514 0:13,586	








DEUTSCHE KART-MEISTERSCHAFT

Round 1: 12 - 14 / 04 / 2019

SOUTH GARDA - LONATO (ITA)

DMSB RegNr 97-19

Warm Up Pre-Finale B DSKG (K22)

Die schnellsten Zeiten

Ort	Nr. Fahrername	Zeit	Streckenl.	Ø Speed
Ziel	324 Fritsch, Valentino	0:46,157	1200 m	93,6 km/h
Sektion 1	324 Fritsch, Valentino	0:18,023	531 m	106,1 km/h
Sektion 2	397 Trefflows, Davids	0:14,436	390 m	97,3 km/h
Sektion 3	397 Trefflows, Davids	0:13,533	279 m	74,2 km/h

	Smr.326 Reiböck, Lukas AUT BIREL ART RACING KSW	Smr.354 Bizzotto, Leonardo ITA Marco Bizzotto	Smr.333 Kapetanidis, Konstantin DEU Valier Motorsport	Smr.328 Hofmann, Benedikt DEU BIREL ART RACING KSW	Smr.311 Moitzi, Philipp AUT KSB Racing Team
	theoretisch mögliche Bestzeit 0:46,436	theoretisch mögliche Bestzeit 0:46,398	theoretisch mögliche Bestzeit 0:46,476	theoretisch mögliche Bestzeit 0:46,579	theoretisch mögliche Bestzeit 0:46,535
best	Ziel 0:46,447 0:18,207 0:14,551 0:13,678	Ziel 0:46,476 0:18,170 0:14,569 0:13,659	Ziel 0:46,535 0:18,223 0:14,623 0:13,630	Ziel 0:46,621 0:18,241 0:14,661 0:13,677	Ziel 0:46,697 0:18,344 0:14,476 0:13,715
Runde 1	0:54,208 0:22,251 0:17,030 0:14,927	1:05,308 0:26,592 0:20,813 0:17,903	0:53,697 0:22,274 0:16,902 0:14,521	0:57,272 0:24,829 0:17,291 0:15,152	0:58,787 0:24,810 0:17,851 0:16,126
Runde 2	0:48,050 0:18,914 0:15,114 0:14,022	0:56,365 0:23,146 0:17,532 0:15,687	0:48,389 0:18,986 0:15,367 0:14,036	0:49,770 0:19,739 0:15,743 0:14,288	0:55,661 0:22,254 0:17,356 0:16,051
Runde 3	0:47,267 0:18,443 0:14,849 0:13,975	0:53,615 0:21,697 0:16,952 0:14,966	0:47,389 0:18,584 0:14,949 0:13,856	0:47,721 0:18,747 0:15,030 0:13,944	0:54,503 0:21,663 0:17,119 0:15,721
Runde 4	0:47,820 0:18,335 0:14,835 0:14,650	0:51,857 0:20,874 0:16,115 0:14,868	0:48,092 0:18,989 0:15,238 0:13,865	0:47,086 0:18,491 0:14,841 0:13,754	0:49,537 0:20,311 0:15,292 0:13,934
Runde 5	0:46,827 0:18,437 0:14,645 0:13,745	0:49,832 0:19,991 0:15,629 0:14,212	0:46,959 0:18,415 0:14,692 0:13,852	0:47,038 0:18,517 0:14,795 0:13,726	0:47,427 0:18,629 0:14,969 0:13,829
Runde 6	0:46,986 0:18,552 0:14,600 0:13,834	0:48,309 0:18,740 0:15,215 0:14,354	0:47,469 0:19,032 0:14,789 0:13,648	0:47,050 0:18,391 0:14,761 0:13,898	0:46,894 0:18,418 0:14,683 0:13,793
Runde 7	0:46,447 0:18,207 0:14,562 0:13,678	0:46,798 0:18,387 0:14,738 0:13,673	0:46,672 0:18,330 0:14,648 0:13,694	0:46,854 0:18,440 0:14,675 0:13,739	0:46,820 0:18,405 0:14,587 0:13,828
Runde 8	0:47,090 0:18,248 0:14,650 0:14,192	0:46,618 0:18,241 0:14,713 0:13,664	0:48,239 0:18,253 0:14,701 0:15,285	0:47,002 0:18,389 0:14,746 0:13,867	0:47,164 0:18,344 0:15,103 0:13,717
Runde 9	0:46,512 0:18,281 0:14,551 0:13,680	0:46,554 0:18,202 0:14,651 0:13,701	0:46,660 0:18,381 0:14,623 0:13,656	0:46,951 0:18,313 0:14,860 0:13,778	0:46,818 0:18,454 0:14,649 0:13,715
Runde 10	0:46,791 0:18,351 0:14,590 0:13,850	0:46,993 0:18,200 0:14,569 0:14,224	0:46,898 0:18,223 0:14,981 0:13,694	0:47,213 0:18,241 0:14,756 0:14,216	0:46,697 0:18,359 0:14,476 0:13,862
Runde 11	0:46,851 0:18,298 0:14,793 0:13,760	0:46,476 0:18,170 0:14,647 0:13,659	0:46,535 0:18,235 0:14,670 0:13,630	0:46,621 0:18,283 0:14,661 0:13,677	0:46,976 0:18,388 0:14,870 0:13,718
Runde 12	0:46,631 0:18,256 0:14,583 0:13,792		0:47,209 0:18,866 0:14,692 0:13,651		



DKM



DEUTSCHE KART-MEISTERSCHAFT




Round 1: 12 - 14 / 04 / 2019

SOUTH GARDA - LONATO (ITA)

DMSB RegNr 97-19

Warm Up Pre-Finale B DSKC (K22)

Die schnellsten Zeiten

Ort	Nr. Fahrername	Zeit	Streckenl.	ø Speed
Ziel	324 Fritsch, Valentino	0:46,157	1200 m	93,6 km/h
Sektion 1	324 Fritsch, Valentino	0:18,023	531 m	106,1 km/h
Sektion 2	397 Trefflows, Davids	0:14,436	390 m	97,3 km/h
Sektion 3	397 Trefflows, Davids	0:13,533	279 m	74,2 km/h

	Smr.332 Bednar,Jan CZE GREGOR KART S.R.O.			Smr.323 Stumpf,Stephen DEU Solgat Motorsport			Smr.382 Risom,Valdemar DNK RS Competition			Smr.320 De Santis,Raffaele ITA SRP Racing Team			Smr.398 Fetzer,Dennis DEU SRP Racing Team							
	theoretisch mögliche Bestzeit	Ziel	Sektion 3	theoretisch mögliche Bestzeit	Ziel	Sektion 3	theoretisch mögliche Bestzeit	Ziel	Sektion 3	theoretisch mögliche Bestzeit	Ziel	Sektion 3	theoretisch mögliche Bestzeit	Ziel	Sektion 3					
best	0:46,754	0:18,223	0:14,686	0:13,795	0:46,810	0:18,373	0:14,680	0:13,695	0:46,819	0:18,395	0:14,696	0:13,728	0:46,838	0:18,260	0:14,567	0:13,825	0:46,894	0:18,352	0:14,728	0:13,796
Runde 1	0:54,011	0:22,627	0:16,566	0:14,818	0:59,116	0:24,443	0:18,921	0:15,752	0:57,920	0:22,130	0:17,886	0:17,904	0:58,990	0:24,318	0:18,873	0:15,799	1:04,361	0:25,647	0:18,709	0:20,005
Runde 2	0:48,352	0:19,028	0:15,164	0:14,160	0:50,999	0:20,577	0:15,984	0:14,438	0:50,728	0:21,168	0:15,385	0:14,175	0:50,851	0:20,942	0:15,489	0:14,420	0:52,363	0:22,376	0:15,577	0:14,410
Runde 3	0:47,237	0:18,426	0:14,838	0:13,973	0:49,482	0:19,661	0:15,504	0:14,317	0:48,914	0:18,896	0:15,952	0:14,066	0:48,101	0:18,945	0:15,080	0:14,076	0:48,354	0:18,944	0:15,281	0:14,129
Runde 4	0:47,093	0:18,374	0:14,838	0:13,881	0:48,207	0:18,993	0:15,264	0:13,950	0:47,553	0:18,820	0:14,888	0:13,845	0:47,294	0:18,506	0:14,834	0:13,954	0:47,189	0:18,484	0:14,825	0:13,880
Runde 5	0:47,154	0:18,478	0:14,781	0:13,895	0:47,321	0:18,613	0:14,860	0:13,848	0:47,318	0:18,505	0:14,937	0:13,876	0:50,867	0:18,318	0:14,738	0:17,811	0:50,077	0:18,375	0:14,764	0:16,938
Runde 6	0:47,418	0:18,320	0:15,220	0:13,878	0:47,220	0:18,507	0:14,928	0:13,785	0:50,344	0:21,096	0:15,338	0:13,910	0:47,036	0:18,370	0:14,620	0:14,046	0:47,111	0:18,435	0:14,728	0:13,948
Runde 7	0:46,754	0:18,227	0:14,732	0:13,795	0:47,320	0:18,640	0:14,837	0:13,843	0:47,156	0:18,486	0:14,875	0:13,795	0:50,214	0:18,260	0:15,178	0:16,776	0:46,894	0:18,370	0:14,728	0:13,796
Runde 8	0:46,889	0:18,291	0:14,703	0:13,895	0:47,111	0:18,510	0:14,769	0:13,832	0:46,819	0:18,395	0:14,696	0:13,728	0:47,326	0:18,330	0:14,953	0:14,043	0:55,163	0:18,801	0:15,330	0:21,032
Runde 9	0:46,806	0:18,233	0:14,686	0:13,887	0:46,954	0:18,378	0:14,753	0:13,823	0:47,977	0:19,153	0:14,978	0:13,846	0:46,887	0:18,297	0:14,567	0:14,023	0:49,876	0:20,963	0:14,929	0:13,984
Runde 10	0:47,771	0:18,223	0:15,300	0:14,248	0:46,810	0:18,386	0:14,729	0:13,695	0:47,177	0:18,459	0:14,837	0:13,881	0:46,838	0:18,287	0:14,726	0:13,825	0:47,147	0:18,352	0:14,787	0:14,008
Runde 11	0:47,779	0:18,336	0:14,853	0:14,590	0:46,873	0:18,373	0:14,680	0:13,820	0:47,269	0:18,466	0:14,909	0:13,894	0:47,636	0:18,580	0:14,953	0:14,103	0:47,295	0:18,466	0:14,761	0:14,068
Runde 12	0:46,968	0:18,324	0:14,779	0:13,865																






DEUTSCHE KART-MEISTERSCHAFT

Round 1: 12 - 14 / 04 / 2019

SOUTH GARDA - LONATO (ITA)

DMSB RegNr 97-19

Warm Up Pre-Finale B DSKG (K22)

Die schnellsten Zeiten

Ort	Nr. Fahrername	Zeit	Streckenkil.	Ø Speed
Ziel	324 Fritsch, Valentino	0:46,157	1200 m	93,6 km/h
Sektion 1	324 Fritsch, Valentino	0:18,023	531 m	106,1 km/h
Sektion 2	397 Trefflows, Davids	0:14,436	390 m	97,3 km/h
Sektion 3	397 Trefflows, Davids	0:13,533	279 m	74,2 km/h

	Stmr.390 Greif,Toni DEU Solgat Motorsport	Stmr.325 Dam,Benjamin AUT BIREL ART RACING KSW	Stmr.315 Lehner,Franz AUT BIREL ART RACING KSW	Stmr.352 Huetting,Brio NLD SRP Racing Team	Stmr.322 Fredriksson,Lucas SWE JP Racing
	theoretisch mögliche Bestzeit 0:46,958	theoretisch mögliche Bestzeit 0:47,051	theoretisch mögliche Bestzeit 0:47,082	theoretisch mögliche Bestzeit 0:46,997	theoretisch mögliche Bestzeit 0:47,118
best	Ziel 0:46,966 0:18,375 0:14,764 0:13,819	Ziel 0:47,074 0:18,382 0:14,805 0:13,864	Ziel 0:47,082 0:18,406 0:14,799 0:13,877	Ziel 0:47,118 0:18,383 0:14,799 0:13,815	Ziel 0:47,235 0:18,488 0:14,746 0:13,884
Runde 1	0:59,488 0:24,982 0:18,692 0:15,814	0:54,518 0:22,530 0:17,244 0:14,744	0:56,447 0:23,041 0:17,601 0:15,805	0:54,828 0:22,769 0:17,087 0:14,967	0:57,148 0:24,081 0:18,094 0:14,973
Runde 2	0:53,720 0:22,007 0:16,598 0:15,115	0:49,063 0:19,311 0:15,516 0:14,236	0:53,493 0:20,884 0:17,150 0:15,459	0:50,283 0:19,340 0:16,488 0:14,455	0:50,779 0:20,103 0:15,689 0:14,987
Runde 3	0:51,765 0:21,330 0:16,173 0:14,262	0:47,932 0:18,805 0:15,087 0:14,040	1:12,234 0:26,851 0:25,914 0:19,469	0:48,205 0:18,842 0:15,244 0:14,119	0:49,479 0:19,962 0:15,059 0:14,458
Runde 4	0:49,358 0:19,323 0:15,936 0:14,099	0:47,821 0:18,747 0:14,940 0:14,134	2:56,358 2:25,250 0:16,481 0:14,627	0:47,600 0:18,650 0:15,053 0:13,897	0:47,735 0:18,693 0:14,942 0:14,100
Runde 5	0:48,469 0:19,250 0:15,091 0:14,128	0:47,810 0:18,771 0:14,936 0:14,103	0:49,254 0:19,441 0:15,592 0:14,221	0:47,295 0:18,484 0:14,938 0:13,873	0:48,410 0:19,138 0:15,071 0:14,201
Runde 6	0:49,855 0:20,870 0:15,101 0:13,884	0:47,110 0:18,382 0:14,823 0:13,905	0:48,387 0:18,913 0:15,192 0:14,282	0:47,250 0:18,470 0:14,910 0:13,870	0:47,701 0:18,819 0:14,950 0:13,932
Runde 7	0:47,255 0:18,401 0:15,005 0:13,849	0:47,217 0:18,469 0:14,884 0:13,864	0:47,384 0:18,450 0:14,940 0:13,994	0:47,171 0:18,383 0:14,973 0:13,815	0:47,235 0:18,550 0:14,746 0:13,939
Runde 8	0:47,284 0:18,614 0:14,835 0:13,835	0:47,204 0:18,432 0:14,873 0:13,899	0:47,082 0:18,406 0:14,799 0:13,877	0:50,172 0:20,004 0:16,261 0:13,907	0:47,434 0:18,719 0:14,809 0:13,906
Runde 9	0:47,277 0:18,595 0:14,863 0:13,819	0:47,074 0:18,396 0:14,805 0:13,873		0:47,396 0:18,517 0:14,988 0:13,891	0:48,471 0:18,511 0:15,121 0:14,839
Runde 10	0:46,966 0:18,375 0:14,764 0:13,827	0:47,243 0:18,420 0:14,852 0:13,971		0:47,118 0:18,447 0:14,839 0:13,832	0:48,619 0:19,898 0:14,837 0:13,884
Runde 11		0:47,631 0:18,482 0:15,274 0:13,875		0:47,189 0:18,492 0:14,799 0:13,898	0:48,290 0:18,488 0:15,754 0:14,048
Runde 12		0:47,369 0:18,534 0:14,933 0:13,902		0:47,231 0:18,456 0:14,941 0:13,834	








DEUTSCHE KART-MEISTERSCHAFT

Round 1: 12 - 14 / 04 / 2019

SOUTH GARDA - LONATO (ITA)

DMSB RegNr 97-19

Warm Up Pre-Finale B DSKC (K22)

Die schnellsten Zeiten

Ort	Nr. Fahrername	Zeit	Streckenl.	ø Speed
Ziel	324 Fritsch, Valentino	0:46,157	1200 m	93,6 km/h
Sektion 1	324 Fritsch, Valentino	0:18,023	531 m	106,1 km/h
Sektion 2	397 Trefflows, Davids	0:14,436	390 m	97,3 km/h
Sektion 3	397 Trefflows, Davids	0:13,533	279 m	74,2 km/h

	Snr.327 Scheffer, Niklas DEU SRP Racing Team	Snr.327 Jonsson, Lukas SWE JP Racing	Snr.316 Uber, Sebastian DEU RS Motorsport	
	theoretisch mögliche Bestzeit 0:47,347	theoretisch mögliche Bestzeit 0:47,763	theoretisch mögliche Bestzeit 0:48,607	
best	Ziel Sektion 1 Sektion 2 Sektion 3 0:47,378 0:18,523 0:14,905 0:13,919	Ziel Sektion 1 Sektion 2 Sektion 3 0:48,070 0:18,675 0:15,108 0:13,980	Ziel Sektion 1 Sektion 2 Sektion 3 0:49,646 0:19,135 0:15,208 0:14,264	Ziel Sektion 1 Sektion 2 Sektion 3
Runde 1	0:58,234 0:24,035 0:18,738 0:15,461	0:57,452 0:23,663 0:18,049 0:15,740	0:57,440 0:24,053 0:18,000 0:15,387	
Runde 2	0:50,102 0:19,654 0:15,901 0:14,547	0:52,298 0:21,313 0:16,294 0:14,691	0:52,491 0:21,392 0:16,525 0:14,574	
Runde 3	0:48,511 0:18,858 0:15,437 0:14,216	0:49,928 0:19,750 0:15,656 0:14,522	0:49,646 0:19,685 0:15,697 0:14,264	
Runde 4	0:48,434 0:19,135 0:15,217 0:14,082	0:50,203 0:19,742 0:15,470 0:14,991	0:49,646 0:19,135 0:15,208 0:14,264	
Runde 5	0:47,750 0:18,699 0:15,068 0:13,983	0:48,419 0:18,998 0:15,220 0:14,201	0:49,646 0:19,135 0:15,208 0:14,264	
Runde 6	0:48,189 0:19,092 0:15,131 0:13,966	0:48,660 0:18,839 0:15,178 0:14,643	0:49,646 0:19,135 0:15,208 0:14,264	
Runde 7	0:48,023 0:18,555 0:15,020 0:14,448	0:48,224 0:18,980 0:15,150 0:14,094	0:49,646 0:19,135 0:15,208 0:14,264	
Runde 8	0:48,186 0:19,123 0:14,986 0:14,077	0:48,842 0:19,366 0:15,449 0:14,027	0:49,646 0:19,135 0:15,208 0:14,264	
Runde 9	0:47,378 0:18,554 0:14,905 0:13,919	0:48,319 0:18,750 0:15,108 0:14,461	0:49,646 0:19,135 0:15,208 0:14,264	
Runde 10	0:52,446 0:18,523 0:14,917 0:19,006	0:48,070 0:18,852 0:15,238 0:13,980	0:49,646 0:19,135 0:15,208 0:14,264	
Runde 11	0:47,785 0:18,729 0:15,027 0:14,029	0:48,381 0:18,675 0:15,419 0:14,287	0:49,646 0:19,135 0:15,208 0:14,264	
Runde 12			0:49,646 0:19,135 0:15,208 0:14,264	

Warm Up Pre-Finale A DSKG (K22)

Strecke / track: 1200m

started: 26 classified: 26 not classified: 0

Pos	Stf. Nr.	Fahrer Driver	Nation	Bewerber/Sponsor	Nation	Lizenz	Chassis/Motor/Reifen	Runden	Abstand	beste Runde	in N.	Beschw.
								Legs	Differenz	best Lap	in L.	o Speed
1	334	CLEVERT, Lauren-Alexan	DEU	Kartshop Ampling	DEU	JK1173645 KBF1108764	Tony Kart / TM / Vega	11		0:46,125	11	93,7 km/h
2	391	FUNDA, Marcus	AUT	ZANCHI MOTORSPORT	ITA	JK2051 398793	GP Racing / TM / Vega	11	0:00,118	0:00,118	11	93,4 km/h
3	381	VAN WALSTIJN, Senna	NLD	SP Motor Sport	NLD	35961 i.b.a.	Kart Republic / TM / Vega	11	0:00,163	0:00,045	11	93,3 km/h
4	314	KINDERVATER, Robert	DEU	BIREL ART RACING KSW	AUT	JK1133505 BK102	Birel Art / TM / Vega	11	0:00,241	0:00,078	11	93,2 km/h
5	310	TRÖGER, Tim	DEU	Mach1 Motorsport	DEU	JK1132554 KBF1005514	Mach1 / TM / Vega	11	0:00,362	0:00,121	10	92,9 km/h
6	389	LANGENBACHER, Marvin	DEU	RS Motorsport	DEU	JK1152544 KBF1104126	CRG / TM / Vega	12	0:00,392	0:00,030	9	92,9 km/h
7	306	WALTER, Andre	DEU	Solgat Motorsport	DEU	JK1161930 KBF1079882	Birel Art / TM / Vega	12	0:00,413	0:00,021	12	92,8 km/h
8	329	VILLAGOMEZ, Rafael	MEX	BIREL ART RACING KSW	AUT	0525 BK102	Birel Art / TM / Vega	12	0:00,526	0:00,113	12	92,6 km/h
9	318	WALTER, Luca	DEU	Luca Walter	DEU	JK1140650 JK1140650	Alpha Karting / TM / Vega	11	0:00,531	0:00,005	9	92,6 km/h
10	357	MOOR, Mark Villem	EST	CPB SPORT	FRA	K913 232241-1	SODI / TM / Vega	12	0:00,576	0:00,045	8	92,5 km/h
11	383	POTMAN, Mark	NLD	CRG Holland	NLD	30972 15521	CRG / TM / Vega	11	0:00,664	0:00,088	11	92,3 km/h
12	312	COLAKOVIC, Nermin	DEU	Solgat Motorsport	DEU	JK1155480 KBF1079882	Birel Art / TM / Vega	11	0:00,667	0:00,003	11	92,3 km/h
13	369	DREWING, Pascal	DEU	Valier Motorsport	DEU	JK1147574 KBF1063735	SODI / TM / Vega	12	0:00,696	0:00,029	12	92,3 km/h
14	384	EBNER, Moritz	ITA	Markus Ebner	ITA	404081 403974	Energy / TM / Vega	10	0:00,730	0:00,034	9	92,2 km/h
15	319	ELTER, Marc	DEU	CRG Holland	NLD	JK1147174 15521	CRG / TM / Vega	12	0:00,801	0:00,071	8	92,1 km/h
16	330	BOS, Jeroen	NLD	CRG Holland	NLD	21799 15521	CRG / TM / Vega	11	0:00,805	0:00,004	7	92,1 km/h
17	307	HIMMELS, Yannik	DEU	Valier Motorsport	DEU	JK1147857 KBF1063735	SODI / TM / Vega	12	0:00,975	0:00,170	9	91,7 km/h
18	317	DRESEN, Andreas	DEU	SRP Racing Team	DEU	JK1116375 KBF1156791	Maranello / TM / Vega	11	0:01,051	0:00,076	11	91,6 km/h
19	308	LOPEZ, Marc	ESP	CRG Keizer racing	NLD	0014 esp 28613	CRG / TM / Vega	11	0:01,094	0:00,043	11	91,5 km/h
20	356	COSTA, Francesco	ITA	Francesco Costa	ITA	370356 370356	SODI / TM / Vega	11	0:01,141	0:00,047	10	91,4 km/h
21	331	SCHRÖDER, Tim	DEU	Mach1 Motorsport	DEU	JKB1079850 i.b.a.	Mach1 / TM / Vega	9	0:01,225	0:00,084	9	91,2 km/h
22	394	LEIBMANN, Daniel	DEU	Bamberger Karttracing	DEU	JKB1043835 KBF1197896	Lenzokart / LKE / Vega	11	0:01,270	0:00,045	11	91,1 km/h
23	335	BEYERLEIN, Patrick	DEU	BEYMO-Kartracing	DEU	JK1041625 KBF1160795	CRG / TM / Vega	11	0:01,518	0:00,248	9	90,7 km/h
24	358	GRAF, Adrian	DEU	Solgat Motorsport	DEU	JK1126334 i.b.a.	Birel Art / TM / Vega	11	0:01,530	0:00,012	11	90,7 km/h
25	387	PREIBISCH, Marius	DEU	Bamberger Karttracing	DEU	JK1181135 KBF1197896	Lenzokart / LKE / Vega	11	0:01,670	0:00,140	11	90,4 km/h
26	393	MNOBELI, Mihalil	ZAF	MK Racing	GBR	14806 273486	Tony Kart / Vortex / Vega	8	0:03,451	0:01,781	5	87,1 km/h

Rennleitung: Pasquale Lupoli Racedirektor: Horst Seidel

Sportkommissare: Nikolas Spaderna / Ulrich Bell / Paola Acerbi

Techn. Kommissare: Hans-Jürgen Dangers / M. Grasshoff / C. Schmidt

Zeitnahme: KART-DATA timing service Franz Schieszler






DEUTSCHE KART-MEISTERSCHAFT

Round 1: 12 - 14 / 04 / 2019

SOUTH GARDA - LONATO (ITA)



DMSB

DMSB RegNr 97-19

Warm Up Pre-Finale A DSKC (KZZ)

Fahrername Driver	Lauren- Alexander	Funda Marcus	Van Walstijn Senna	Kindervater Robert	Tröger Tim	Langenbacher Marvin	Walter Andre	Villagomez Rafael	Walter Luca	Moor Mark Villem	Potman Mark	Colakovic Nermin
schnellste Runde in Runde	0:46,125 Rn. 11	0:46,243 Rn. 11	0:46,288 Rn. 11	0:46,366 Rn. 11	0:46,487 Rn. 10	0:46,517 Rn. 9	0:46,538 Rn. 12	0:46,651 Rn. 12	0:46,656 Rn. 9	0:46,701 Rn. 8	0:46,789 Rn. 11	0:46,792 Rn. 11
Speed	93,7 km/h	93,4 km/h	93,3 km/h	93,2 km/h	92,9 km/h	92,9 km/h	92,8 km/h	92,6 km/h	92,6 km/h	92,5 km/h	92,3 km/h	92,3 km/h
Lap 1	0:56,371	0:58,518	0:59,602	1:00,847	0:59,305	0:55,261	0:54,746	0:55,013	0:53,112	1:00,213	0:56,199	0:59,898
Lap 2	0:49,546	1:15,165	0:54,701	0:56,673	0:54,310	0:50,030	0:49,374	0:49,861	0:49,602	0:50,928	0:51,342	0:50,222
Lap 3	0:48,105	0:49,151	0:53,215	0:48,269	0:51,223	0:48,228	0:48,203	0:48,363	0:48,031	0:47,795	0:49,087	0:48,573
Lap 4	0:48,040	0:47,730	0:50,421	0:47,513	0:48,783	0:48,096	0:47,663	0:47,440	0:47,452	0:47,845	0:48,238	0:47,811
Lap 5	0:47,059	0:47,660	0:48,590	0:47,266	0:47,278	0:49,212	0:47,598	0:47,446	0:47,304	0:47,937	0:48,047	0:47,636
Lap 6	0:56,796	0:47,086	0:49,425	0:47,142	0:46,744	0:47,347	0:47,215	0:47,126	0:47,523	0:46,866	0:47,495	0:47,491
Lap 7	0:46,824	0:46,891	0:47,530	0:46,821	0:46,710	0:47,004	0:46,818	0:46,949	0:46,940	0:46,709	0:47,238	0:47,352
Lap 8	0:46,290	0:46,376	0:46,711	0:46,779	0:47,332	0:46,782	0:46,803	0:46,880	0:46,796	0:46,701	0:46,948	0:47,330
Lap 9	0:53,863	0:46,503	0:46,826	0:46,435	0:46,528	0:46,517	0:47,114	0:46,862	0:46,656	0:46,765	0:46,894	0:47,183
Lap 10	0:46,589	0:46,352	0:46,382	0:46,498	0:46,487	0:46,693	0:46,737	0:47,236	0:46,705	0:46,969	0:47,092	0:47,075
Lap 11	0:46,125	0:46,243	0:46,288	0:46,366	0:46,564	0:46,661	0:46,696	0:46,870	0:46,670	0:46,771	0:46,789	0:46,792
Lap 12						0:46,756	0:46,538	0:46,651		0:49,022		







Round 1: 12 - 14 / 04 / 2019

SOUTH GARDA - LONATO (ITA)

DEUTSCHE KART-MEISTERSCHAFT



DMSB RegNr 97-19

Warm Up Pre-Finale A DSKC (KZZ)

Fahrername Driver	Drawing Pascal	Ebner Moritz	Elter Marc	Bos Jeroen	Himmels Yannik	Dresen Andreas	Lopez Marc	Costa Francesco	Schröder Tim	Leibmann Daniel	Beyerlein Patrick	Graf Adrian
schnellste Runde in Runde	0:46,821 Rn. 12	0:46,855 Rn. 9	0:46,926 Rn. 8	0:46,930 Rn. 7	0:47,100 Rn. 9	0:47,176 Rn. 11	0:47,219 Rn. 11	0:47,266 Rn. 10	0:47,350 Rn. 9	0:47,395 Rn. 11	0:47,643 Rn. 9	0:47,655 Rn. 11
Speed	92,3 km/h	92,2 km/h	92,1 km/h	92,1 km/h	91,7 km/h	91,6 km/h	91,5 km/h	91,4 km/h	91,2 km/h	91,1 km/h	90,7 km/h	90,7 km/h
Lap 1	0:54,828	0:52,872	0:53,910	0:57,559	0:54,165	0:56,753	0:54,615	0:57,218	0:57,076	0:56,346	0:56,479	0:53,753
Lap 2	0:49,693	0:49,773	0:49,282	0:51,634	0:50,292	0:50,558	0:50,019	0:51,594	0:49,886	0:51,491	0:50,464	0:50,328
Lap 3	0:48,409	0:48,276	0:48,868	0:48,629	0:48,692	0:49,129	0:48,847	0:48,559	0:49,263	0:48,852	0:48,689	0:52,315
Lap 4	0:47,944	0:47,576	0:47,772	0:47,604	0:48,333	0:49,233	0:48,706	0:48,228	0:48,401	0:49,698	0:48,765	0:49,800
Lap 5	0:48,758	0:47,428	0:47,407	0:47,314	0:47,622	0:48,579	0:52,062	0:48,027	0:48,408	0:48,142	0:47,998	0:48,279
Lap 6	0:47,297	0:47,735	0:47,263	0:47,337	0:47,406	0:47,801	0:48,508	0:47,771	0:47,859	0:48,202	0:47,922	0:47,816
Lap 7	0:47,088	0:48,019	0:47,788	0:46,930	0:47,287	0:47,621	0:47,561	0:53,566	0:47,766	0:48,041	0:47,819	0:47,774
Lap 8	0:47,183	0:46,923	0:46,926	0:47,145	0:47,106	0:47,360	0:47,326	0:47,577	0:47,473	0:47,440	0:48,053	0:47,695
Lap 9	0:47,028	0:46,855	0:47,432	0:46,963	0:47,100	0:47,333	0:48,507	0:47,578	0:47,350	0:47,708	0:47,643	0:48,073
Lap 10	0:47,091	0:47,074	0:47,317	0:46,990	0:47,115	0:47,613	0:47,524	0:47,266	0:47,350	0:47,462	0:48,364	0:47,708
Lap 11	0:46,903		0:47,053	0:47,013	0:47,477	0:47,176	0:47,219	0:47,609	0:47,350	0:47,395	0:48,700	0:47,655
Lap 12	0:46,821		0:48,109		0:47,121							



DKM



DEUTSCHE KART-MEISTERSCHAFT




Round 1: 12 - 14 / 04 / 2019



SOUTH GARDA - LONATO (ITA)



DMSB RegNr 97-19

Warm Up Pre-Finale A DSKC (KZ2)


Fahrername Driver	Preibisch Marius	Mnombeli Mihlali
schnellste Runde in Runde	0:47,795 Rn. 11	0:49,576 Rn. 5
Speed	90,4 km/h	87,1 km/h
Lap 1	0:57,433	1:00,737
Lap 2	0:52,092	1:03,161
Lap 3	0:52,333	1:46,304
Lap 4	0:49,584	0:51,280
Lap 5	0:48,573	<u>0:49,576</u>
Lap 6	0:48,488	0:52,095
Lap 7	0:51,984	0:50,658
Lap 8	0:48,277	0:54,877
Lap 9	0:48,122	
Lap 10	0:47,964	
Lap 11	<u>0:47,795</u>	
Lap 12		

DEUTSCHE KART-MEISTERSCHAFT

Round 1: 12 - 14 / 04 / 2019

SOUTH GARDA - LONATO (ITA)



DMSB

DMSB RegNr 97-19

Warm Up Pre-Finale A DSKG (K22)

Ziel		Sektion 1		Sektion 2		Sektion 3	
Fahrername	Zeit	Fahrername	Zeit	Fahrername	Zeit	Fahrername	Zeit
1 334 Clevert,Lauren-Alexande	0:46,125	391 Funda,Marcus	0:18,101	334 Clevert,Lauren-Alexande	0:14,382	334 Clevert,Lauren-Alexande	0:13,566
2 391 Funda,Marcus	0:46,243	381 Van Walstijn,Senna	0:18,138	391 Funda,Marcus	0:14,456	381 Van Walstijn,Senna	0:13,603
3 381 Van Walstijn,Senna	0:46,288	334 Clevert,Lauren-Alexande	0:18,158	314 Kindervater,Robert	0:14,506	314 Kindervater,Robert	0:13,650
4 314 Kindervater,Robert	0:46,366	314 Kindervater,Robert	0:18,159	381 Van Walstijn,Senna	0:14,547	310 Tröger,Tim	0:13,651
5 310 Tröger,Tim	0:46,487	310 Tröger,Tim	0:18,161	310 Tröger,Tim	0:14,559	306 Walter,Andre	0:13,670
6 389 Langenbacher,Marvin	0:46,517	329 Villagomez,Rafael	0:18,188	389 Langenbacher,Marvin	0:14,576	357 Moor,Mark Villem	0:13,674
7 306 Walter,Andre	0:46,538	389 Langenbacher,Marvin	0:18,214	306 Walter,Andre	0:14,580	391 Funda,Marcus	0:13,686
8 329 Villagomez,Rafael	0:46,651	318 Walter,Luca	0:18,226	318 Walter,Luca	0:14,583	389 Langenbacher,Marvin	0:13,695
9 318 Walter,Luca	0:46,656	319 Eifer,Marc	0:18,236	330 Bos,Jeroen	0:14,605	329 Villagomez,Rafael	0:13,698
10 357 Moor,Mark Villem	0:46,701	306 Walter,Andre	0:18,241	357 Moor,Mark Villem	0:14,620	318 Walter,Luca	0:13,741
11 383 Potman,Mark	0:46,789	383 Potman,Mark	0:18,279	369 Drowing,Pascal	0:14,666	317 Dresen,Andreas	0:13,756
12 312 Colakovic,Nermin	0:46,792	384 Ebner,Moritz	0:18,288	329 Villagomez,Rafael	0:14,672	383 Potman,Mark	0:13,762
13 369 Drowing,Pascal	0:46,821	312 Colakovic,Nermin	0:18,295	319 Eifer,Marc	0:14,684	312 Colakovic,Nermin	0:13,766
14 384 Ebner,Moritz	0:46,855	357 Moor,Mark Villem	0:18,315	383 Potman,Mark	0:14,695	369 Drowing,Pascal	0:13,772
15 319 Eifer,Marc	0:46,926	369 Drowing,Pascal	0:18,326	312 Colakovic,Nermin	0:14,730	384 Ebner,Moritz	0:13,772
16 330 Bos,Jeroen	0:46,930	307 Himmels,Yannik	0:18,377	384 Ebner,Moritz	0:14,730	330 Bos,Jeroen	0:13,780
17 307 Himmels,Yannik	0:47,100	356 Costa,Francesco	0:18,397	307 Himmels,Yannik	0:14,731	307 Himmels,Yannik	0:13,852
18 317 Dresen,Andreas	0:47,176	308 Lopez,Marc	0:18,409	356 Costa,Francesco	0:14,742	308 Lopez,Marc	0:13,857
19 308 Lopez,Marc	0:47,219	330 Bos,Jeroen	0:18,412	394 Leibmann,Daniel	0:14,822	319 Eifer,Marc	0:13,913
20 356 Costa,Francesco	0:47,266	317 Dresen,Andreas	0:18,459	331 Schröder,Tim	0:14,825	358 Graf,Adrian	0:13,961
21 331 Schröder,Tim	0:47,350	394 Leibmann,Daniel	0:18,535	308 Lopez,Marc	0:14,834	394 Leibmann,Daniel	0:13,965
22 394 Leibmann,Daniel	0:47,395	331 Schröder,Tim	0:18,554	317 Dresen,Andreas	0:14,838	331 Schröder,Tim	0:13,969
23 335 Beyerlein,Patrick	0:47,643	387 Preibisch,Marius	0:18,600	335 Beyerlein,Patrick	0:14,932	335 Beyerlein,Patrick	0:13,998
24 358 Graf,Adrian	0:47,655	358 Graf,Adrian	0:18,609	358 Graf,Adrian	0:14,966	356 Costa,Francesco	0:14,001
25 387 Preibisch,Marius	0:47,795	335 Beyerlein,Patrick	0:18,660	387 Preibisch,Marius	0:14,986	387 Preibisch,Marius	0:14,156
26 393 Mnombeli,Mihlali	0:49,576	393 Mnombeli,Mihlali	0:19,195	393 Mnombeli,Mihlali	0:15,427	393 Mnombeli,Mihlali	0:14,608





DEUTSCHE KART-MEISTERSCHAFT

Round 1: 12 - 14 / 04 / 2019

SOUTH GARDA - LONATO (ITA)




DMSB RegNr 97-19

Warm Up Pre-Finale A DSKG (K22)

Die schnellsten Zeiten

Ort	Nr. Fahrername	Zeit	Streckenl.	Ø Speed
Ziel	334 Clevert,Lauren-Alexandé	0:46,125	1200 m	93,7 km/h
Sektion 1	391 Funda,Marcus	0:18,101	531 m	105,6 km/h
Sektion 2	334 Clevert,Lauren-Alexandé	0:14,382	390 m	97,6 km/h
Sektion 3	334 Clevert,Lauren-Alexandé	0:13,566	279 m	74,0 km/h

	Snr.334 Clevert,Lauren-Alexander DEU	Snr.391 Funda,Marcus AUT	Snr.381 Van Walstijn,Senna NLD	Snr.314 Kindervater,Robert DEU	Snr.310 Tröger,Tim DEU
	Kartshop Ampfing	ZANCHI MOTORSPORT	SP Motor Sport	BIREL-ART RACING KSW	Mach1 Motorsport
	theoretisch mögliche Bestzeit 0:46,106	theoretisch mögliche Bestzeit 0:46,243	theoretisch mögliche Bestzeit 0:46,288	theoretisch mögliche Bestzeit 0:46,315	theoretisch mögliche Bestzeit 0:46,371
best	Ziel Sektion 1 Sektion 2 Sektion 3 0:46,125 0:18,158 0:14,382 0:13,566	Ziel Sektion 1 Sektion 2 Sektion 3 0:46,243 0:18,101 0:14,456 0:13,686	Ziel Sektion 1 Sektion 2 Sektion 3 0:46,288 0:18,138 0:14,547 0:13,603	Ziel Sektion 1 Sektion 2 Sektion 3 0:46,366 0:18,159 0:14,506 0:13,650	Ziel Sektion 1 Sektion 2 Sektion 3 0:46,487 0:18,161 0:14,559 0:13,651
Runde 1	0:56,371 0:22,536 0:17,464 0:16,371	0:58,518 0:24,413 0:17,991 0:16,114	0:59,602 0:24,056 0:18,435 0:17,111	1:00,847 0:24,135 0:20,704 0:16,008	0:59,305 0:23,744 0:18,843 0:16,718
Runde 2	0:49,546 0:19,465 0:15,645 0:14,436	1:15,165 0:20,988 0:15,968 0:38,209	0:54,701 0:21,976 0:17,010 0:15,715	0:56,673 0:21,663 0:20,486 0:14,524	0:54,310 0:21,676 0:17,053 0:15,581
Runde 3	0:48,105 0:19,083 0:15,057 0:13,965	0:49,151 0:19,526 0:15,403 0:14,222	0:53,215 0:22,077 0:16,155 0:14,983	0:48,269 0:18,964 0:15,194 0:14,111	0:51,223 0:21,466 0:14,618 0:15,139
Runde 4	0:48,040 0:19,003 0:14,914 0:14,123	0:47,730 0:18,626 0:15,055 0:14,049	0:50,421 0:19,663 0:15,598 0:15,160	0:47,513 0:18,668 0:14,995 0:13,850	0:48,783 0:18,742 0:15,961 0:14,080
Runde 5	0:47,059 0:18,412 0:14,739 0:13,908	0:47,660 0:18,422 0:14,984 0:14,254	0:48,590 0:19,075 0:15,332 0:14,183	0:47,266 0:18,519 0:14,895 0:13,852	0:47,278 0:18,572 0:14,826 0:13,880
Runde 6	0:56,796 0:22,660 0:18,532 0:15,604	0:47,086 0:18,382 0:14,721 0:13,983	0:49,425 0:19,279 0:15,827 0:14,319	0:47,142 0:18,545 0:14,780 0:13,817	0:46,744 0:18,239 0:14,720 0:13,785
Runde 7	0:46,824 0:18,413 0:14,615 0:13,796	0:46,891 0:18,273 0:14,639 0:13,979	0:47,530 0:18,668 0:14,999 0:13,863	0:46,821 0:18,430 0:14,667 0:13,724	0:46,710 0:18,277 0:14,652 0:13,781
Runde 8	0:46,290 0:18,158 0:14,482 0:13,650	0:46,376 0:18,123 0:14,540 0:13,713	0:46,711 0:18,364 0:14,731 0:13,616	0:46,779 0:18,363 0:14,695 0:13,721	0:47,332 0:18,951 0:14,646 0:13,735
Runde 9	0:53,863 0:24,310 0:15,657 0:13,896	0:46,503 0:18,181 0:14,615 0:13,707	0:46,826 0:18,265 0:14,751 0:13,810	0:46,435 0:18,259 0:14,507 0:13,669	0:46,528 0:18,161 0:14,559 0:13,808
Runde 10	0:46,589 0:18,405 0:14,507 0:13,677	0:46,352 0:18,141 0:14,496 0:13,715	0:46,382 0:18,215 0:14,554 0:13,613	0:46,498 0:18,269 0:14,579 0:13,650	0:46,487 0:18,237 0:14,599 0:13,651
Runde 11	0:46,125 0:18,177 0:14,382 0:13,566	0:46,243 0:18,101 0:14,456 0:13,686	0:46,288 0:18,138 0:14,547 0:13,603	0:46,366 0:18,159 0:14,506 0:13,701	0:46,564 0:18,227 0:14,566 0:13,771
Runde 12					






DEUTSCHE KART-MEISTERSCHAFT

Round 1: 12 - 14 / 04 / 2019

SOUTH GARDA - LONATO (ITA)

DMSB RegNr 97-19

Warm Up Pre-Finale A DSKG (K22)

Die schnellsten Zeiten

Ort	Nr. Fahrername	Zeit	Streckenkil.	Ø Speed
Ziel	334 Clevert,Lauren-Alexandé	0:46,125	1200 m	93,7 km/h
Sektion 1	391 Funda,Marcus	0:18,101	531 m	105,6 km/h
Sektion 2	334 Clevert,Lauren-Alexandé	0:14,382	390 m	97,6 km/h
Sektion 3	334 Clevert,Lauren-Alexandé	0:13,566	279 m	74,0 km/h

	Snr.389 Langenbacher,Marvin DEU RS Motorsport	Snr.306 Walter,Andre DEU Solgat Motorsport	Snr.329 Villagomez,Rafael MEX BIREL ART RACING KSW	Snr.318 Walter,Luca DEU Luca Walter	Snr.357 Moor,Mark Villem EST CPB SPORT
	theoretisch mögliche Bestzeit 0:46,485	theoretisch mögliche Bestzeit 0:46,491	theoretisch mögliche Bestzeit 0:46,558	theoretisch mögliche Bestzeit 0:46,550	theoretisch mögliche Bestzeit 0:46,609
best	Ziel Sektion 1 Sektion 2 Sektion 3 0:46,517 0:18,214 0:14,576 0:13,695	Ziel Sektion 1 Sektion 2 Sektion 3 0:46,538 0:18,241 0:14,580 0:13,670	Ziel Sektion 1 Sektion 2 Sektion 3 0:46,651 0:18,188 0:14,672 0:13,698	Ziel Sektion 1 Sektion 2 Sektion 3 0:46,656 0:18,226 0:14,583 0:13,741	Ziel Sektion 1 Sektion 2 Sektion 3 0:46,701 0:18,315 0:14,620 0:13,674
Runde 1	0:55,261 0:21,566 0:17,566 0:16,129	0:54,746 0:22,204 0:17,310 0:15,232	0:55,013 0:22,317 0:17,014 0:15,682	0:53,112 0:21,498 0:16,708 0:14,906	1:00,213 0:24,110 0:19,515 0:16,588
Runde 2	0:50,030 0:20,105 0:15,554 0:14,371	0:49,374 0:19,392 0:15,406 0:14,576	0:49,861 0:19,626 0:15,431 0:14,804	0:49,602 0:19,365 0:15,869 0:14,368	0:50,928 0:20,812 0:15,766 0:14,350
Runde 3	0:48,228 0:18,970 0:15,146 0:14,112	0:48,203 0:18,985 0:15,073 0:14,145	0:48,363 0:18,974 0:15,212 0:14,177	0:48,031 0:18,813 0:15,136 0:14,082	0:47,795 0:18,752 0:14,993 0:14,050
Runde 4	0:48,096 0:18,757 0:15,289 0:14,050	0:47,663 0:18,695 0:15,002 0:13,966	0:47,440 0:18,671 0:14,895 0:13,874	0:47,452 0:18,645 0:14,913 0:13,894	0:47,845 0:18,649 0:15,165 0:14,031
Runde 5	0:49,212 0:20,100 0:14,912 0:14,200	0:47,598 0:18,692 0:14,906 0:14,000	0:47,446 0:18,505 0:14,875 0:14,066	0:47,304 0:18,519 0:14,967 0:13,818	0:47,937 0:19,216 0:14,811 0:13,910
Runde 6	0:47,347 0:18,520 0:14,907 0:13,920	0:47,215 0:18,535 0:14,866 0:13,814	0:47,126 0:18,459 0:14,776 0:13,891	0:47,523 0:18,760 0:14,894 0:13,869	0:46,866 0:18,413 0:14,687 0:13,766
Runde 7	0:47,004 0:18,439 0:14,825 0:13,740	0:46,818 0:18,359 0:14,674 0:13,785	0:46,949 0:18,412 0:14,708 0:13,829	0:46,940 0:18,337 0:14,745 0:13,858	0:46,709 0:18,338 0:14,626 0:13,745
Runde 8	0:46,782 0:18,383 0:14,704 0:13,695	0:46,803 0:18,370 0:14,689 0:13,744	0:46,880 0:18,430 0:14,672 0:13,778	0:46,796 0:18,270 0:14,685 0:13,841	0:46,701 0:18,321 0:14,620 0:13,760
Runde 9	0:46,517 0:18,229 0:14,576 0:13,712	0:47,114 0:18,718 0:14,642 0:13,754	0:46,862 0:18,188 0:14,792 0:13,882	0:46,656 0:18,257 0:14,658 0:13,741	0:46,765 0:18,422 0:14,669 0:13,674
Runde 10	0:46,693 0:18,214 0:14,765 0:13,714	0:46,737 0:18,354 0:14,684 0:13,699	0:47,236 0:18,538 0:14,762 0:13,936	0:46,705 0:18,226 0:14,722 0:13,757	0:46,969 0:18,542 0:14,714 0:13,713
Runde 11	0:46,661 0:18,270 0:14,664 0:13,727	0:46,696 0:18,360 0:14,666 0:13,670	0:46,870 0:18,322 0:14,772 0:13,776	0:46,670 0:18,282 0:14,583 0:13,805	0:46,771 0:18,315 0:14,747 0:13,709
Runde 12	0:46,756 0:18,342 0:14,638 0:13,776	0:46,538 0:18,241 0:14,580 0:13,717	0:46,651 0:18,268 0:14,685 0:13,698		0:49,022 0:19,681 0:15,454 0:13,887





DEUTSCHE KART-MEISTERSCHAFT

Round 1: 12 - 14 / 04 / 2019

SOUTH GARDA - LONATO (ITA)




DMSB RegNr 97-19

Warm Up Pre-Finale A DSKG (K22)

Die schnellsten Zeiten

Ort	Nr. Fahrername	Streckenl.	Zeit	Ø Speed
Ziel	334 Clevert,Lauren-Alexandé	1200 m	0:46,125	93,7 km/h
Sektion 1	391 Funda,Marcus	531 m	0:18,101	105,6 km/h
Sektion 2	334 Clevert,Lauren-Alexandé	390 m	0:14,382	97,6 km/h
Sektion 3	334 Clevert,Lauren-Alexandé	279 m	0:13,566	74,0 km/h

	Snr.383 Poitman,Mark NLD CRG Holland		Snr.312 Colakovic,Nermin DEU Solgat Motorsport		Snr.369 Drowing,Pascal DEU Valier Motorsport		Snr.384 Ebner,Moritz ITA Markus Ebner		Snr.319 Elter,Marc DEU CRG Holland							
	theoretisch mögliche Bestzeit	Ziel	theoretisch mögliche Bestzeit	Ziel	theoretisch mögliche Bestzeit	Ziel	theoretisch mögliche Bestzeit	Ziel	theoretisch mögliche Bestzeit	Ziel						
best	0:46,789	0:18,279	0:14,695	0:13,762	0:46,792	0:18,295	0:14,730	0:13,766	0:46,792	0:18,295	0:14,730	0:13,766	0:46,792	0:18,236	0:14,684	0:13,913
Runde 1	0:56,199	0:23,232	0:17,550	0:15,417	0:59,898	0:23,734	0:17,821	0:18,343	0:52,872	0:21,304	0:16,393	0:15,175	0:53,910	0:21,977	0:16,733	0:15,200
Runde 2	0:51,342	0:20,782	0:15,880	0:14,680	0:50,222	0:19,695	0:15,899	0:14,628	0:49,723	0:19,528	0:15,498	0:14,697	0:49,282	0:19,210	0:15,442	0:14,630
Runde 3	0:49,087	0:19,197	0:15,410	0:14,480	0:48,573	0:19,004	0:15,389	0:14,180	0:48,276	0:18,971	0:15,211	0:14,094	0:48,868	0:19,035	0:15,439	0:14,394
Runde 4	0:48,238	0:18,814	0:15,302	0:14,122	0:47,811	0:18,743	0:15,093	0:13,975	0:47,576	0:18,709	0:14,973	0:13,894	0:47,772	0:18,539	0:15,086	0:14,147
Runde 5	0:48,047	0:18,687	0:14,941	0:14,419	0:47,636	0:18,499	0:15,195	0:13,942	0:47,428	0:18,534	0:14,863	0:14,031	0:47,407	0:18,360	0:15,032	0:14,015
Runde 6	0:47,495	0:18,621	0:14,931	0:13,943	0:47,491	0:18,592	0:14,835	0:14,064	0:47,735	0:19,027	0:14,863	0:13,845	0:47,263	0:18,378	0:14,957	0:13,928
Runde 7	0:47,238	0:18,388	0:14,916	0:13,934	0:47,352	0:18,571	0:14,866	0:13,915	0:48,019	0:18,455	0:14,919	0:14,645	0:47,788	0:18,538	0:14,759	0:14,491
Runde 8	0:46,948	0:18,341	0:14,806	0:13,801	0:47,330	0:18,575	0:14,946	0:13,809	0:46,923	0:18,385	0:14,730	0:13,808	0:46,926	0:18,284	0:14,684	0:13,958
Runde 9	0:46,894	0:18,279	0:14,792	0:13,823	0:47,183	0:18,457	0:14,885	0:13,841	0:46,855	0:18,288	0:14,795	0:13,772	0:47,432	0:18,613	0:14,906	0:13,913
Runde 10	0:47,092	0:18,432	0:14,856	0:13,804	0:47,075	0:18,488	0:14,821	0:13,766	0:47,074	0:18,292	0:14,824	0:13,958	0:47,317	0:18,516	0:14,795	0:14,006
Runde 11	0:46,789	0:18,332	0:14,695	0:13,762	0:46,792	0:18,295	0:14,730	0:13,767	0:47,053	0:18,255	0:14,854	0:13,944	0:47,053	0:18,255	0:14,854	0:13,944
Runde 12					0:46,821	0:18,383	0:14,666	0:13,772	0:48,109	0:18,236	0:14,938	0:14,955	0:48,109	0:18,236	0:14,938	0:14,955







DEUTSCHE KART-MEISTERSCHAFT

Round 1: 12 - 14 / 04 / 2019

SOUTH GARDA - LONATO (ITA)

DMSB

DMSB RegNr 97-19

Warm Up Pre-Finale A DSKG (K22)

Die schnellsten Zeiten

Ort	Nr. Fahrername	Zeit	Streckenl.	Ø Speed
Ziel	334 Clevert,Lauren-Alexandé	0:46,125	1200 m	93,7 km/h
Sektion 1	391 Funda,Marcus	0:18,101	531 m	105,6 km/h
Sektion 2	334 Clevert,Lauren-Alexandé	0:14,382	390 m	97,6 km/h
Sektion 3	334 Clevert,Lauren-Alexandé	0:13,566	279 m	74,0 km/h

	Smr.330 Bos,Jeroen NLD CRG Holland	Smr.307 Himmels,Yannik DEU Valier Motorsport	Smr.317 Dresen,Andreas DEU SRP Racing Team	Smr.308 Lopez,Marc ESP CRG Keizer racing	Smr.356 Costa,Francesco ITA Francesco Costa
	theoretisch mögliche Bestzeit 0:46,797	theoretisch mögliche Bestzeit 0:46,960	theoretisch mögliche Bestzeit 0:47,053	theoretisch mögliche Bestzeit 0:47,100	theoretisch mögliche Bestzeit 0:47,140
best	Ziel Sektion 1 Sektion 2 Sektion 3 0:46,930 0:18,412 0:14,605 0:13,780	Ziel Sektion 1 Sektion 2 Sektion 3 0:47,100 0:18,377 0:14,731 0:13,852	Ziel Sektion 1 Sektion 2 Sektion 3 0:47,176 0:18,459 0:14,838 0:13,756	Ziel Sektion 1 Sektion 2 Sektion 3 0:47,219 0:18,409 0:14,834 0:13,857	Ziel Sektion 1 Sektion 2 Sektion 3 0:47,266 0:18,397 0:14,742 0:14,001
Runde 1	0:57,559 0:23,232 0:17,855 0:16,472	0:54,165 0:22,004 0:16,859 0:15,302	0:56,753 0:23,199 0:17,988 0:15,566	0:54,615 0:22,132 0:16,935 0:15,548	0:57,218 0:23,224 0:17,964 0:16,030
Runde 2	0:51,634 0:21,221 0:15,809 0:14,604	0:50,292 0:20,118 0:15,635 0:14,539	0:50,558 0:20,040 0:15,871 0:14,647	0:50,019 0:19,831 0:15,505 0:14,683	0:51,594 0:20,705 0:16,308 0:14,581
Runde 3	0:48,629 0:19,205 0:15,243 0:14,181	0:48,692 0:19,048 0:15,270 0:14,374	0:49,129 0:19,415 0:15,420 0:14,294	0:48,847 0:19,169 0:15,325 0:14,353	0:48,559 0:18,979 0:15,339 0:14,241
Runde 4	0:47,604 0:18,705 0:14,890 0:14,009	0:48,333 0:18,907 0:15,202 0:14,224	0:49,233 0:18,900 0:16,180 0:14,153	0:48,706 0:19,096 0:15,214 0:14,396	0:48,228 0:18,821 0:15,238 0:14,169
Runde 5	0:47,314 0:18,543 0:14,859 0:13,912	0:47,622 0:18,673 0:14,944 0:14,005	0:48,579 0:18,855 0:15,057 0:14,667	0:52,062 0:19,665 0:17,409 0:14,988	0:48,027 0:18,743 0:15,162 0:14,122
Runde 6	0:47,337 0:18,593 0:14,839 0:13,905	0:47,406 0:18,566 0:14,935 0:13,905	0:47,801 0:18,709 0:15,068 0:14,024	0:48,508 0:18,927 0:15,334 0:14,247	0:47,771 0:18,612 0:15,092 0:14,067
Runde 7	0:46,930 0:18,412 0:14,707 0:13,811	0:47,287 0:18,535 0:14,859 0:13,893	0:47,621 0:18,596 0:14,947 0:14,078	0:47,561 0:18,633 0:14,988 0:13,940	0:53,566 0:18,666 0:15,932 0:18,968
Runde 8	0:47,145 0:18,466 0:14,839 0:13,840	0:47,106 0:18,473 0:14,781 0:13,852	0:47,360 0:18,459 0:14,928 0:13,973	0:47,326 0:18,409 0:14,990 0:13,927	0:47,577 0:18,680 0:14,804 0:14,093
Runde 9	0:46,963 0:18,449 0:14,668 0:13,846	0:47,100 0:18,377 0:14,848 0:13,875	0:47,333 0:18,487 0:14,940 0:13,906	0:48,507 0:18,486 0:15,208 0:14,813	0:47,578 0:18,653 0:14,781 0:14,144
Runde 10	0:46,990 0:18,419 0:14,761 0:13,810	0:47,115 0:18,489 0:14,731 0:13,895	0:47,613 0:18,620 0:15,081 0:13,912	0:47,524 0:18,665 0:14,834 0:14,025	0:47,266 0:18,397 0:14,742 0:14,127
Runde 11	0:47,013 0:18,628 0:14,605 0:13,780	0:47,477 0:18,493 0:15,110 0:13,874	0:47,176 0:18,582 0:14,838 0:13,756	0:47,219 0:18,482 0:14,880 0:13,857	0:47,609 0:18,659 0:14,949 0:14,001
Runde 12		0:47,121 0:18,461 0:14,767 0:13,893			







Round 1: 12 - 14 / 04 / 2019

SOUTH GARDA - LONATO (ITA)

DEUTSCHE KART-MEISTERSCHAFT



DMSB RegNr 97-19

Warm Up Pre-Finale A DSKG (K22)

Die schnellsten Zeiten

Ort	Nr. Fahrername	Streckenl.	Zeit	Ø Speed
Ziel	334 Clevert,Lauren-Alexandé	1200 m	0:46,125	93,7 km/h
Sektion 1	391 Funda,Marcus	531 m	0:18,101	105,6 km/h
Sektion 2	334 Clevert,Lauren-Alexandé	390 m	0:14,382	97,6 km/h
Sektion 3	334 Clevert,Lauren-Alexandé	279 m	0:13,566	74,0 km/h

	Smr.331 Schröder,Tim DEU Mach1 Motorsport	Smr.394 Leibmann,Daniel DEU Bamberger Karttracing	Smr.335 Beyerlein,Patrick DEU BEYMO-Karttracing	Smr.358 Graf,Adrian DEU Solgat Motorsport	Smr.387 Preibisch,Marius DEU Bamberger Karttracing
best	theoretisch mögliche Bestzeit 0:47,348 Ziel Sektion 1 Sektion 2 Sektion 3 0:47,350 0:18,554 0:14,825 0:13,969	theoretisch mögliche Bestzeit 0:47,322 Ziel Sektion 1 Sektion 2 Sektion 3 0:47,395 0:18,535 0:14,822 0:13,965	theoretisch mögliche Bestzeit 0:47,590 Ziel Sektion 1 Sektion 2 Sektion 3 0:47,643 0:18,660 0:14,932 0:13,998	theoretisch mögliche Bestzeit 0:47,536 Ziel Sektion 1 Sektion 2 Sektion 3 0:47,655 0:18,609 0:14,966 0:13,961	theoretisch mögliche Bestzeit 0:47,742 Ziel Sektion 1 Sektion 2 Sektion 3 0:47,795 0:18,600 0:14,986 0:14,156
Runde 1	0:57,076 0:23,181 0:17,580 0:16,315	0:56,346 0:22,316 0:18,117 0:15,913	0:56,479 0:23,761 0:17,402 0:15,316	0:53,753 0:21,920 0:16,802 0:15,031	0:57,433 0:23,593 0:17,708 0:16,132
Runde 2	0:49,886 0:19,663 0:15,696 0:14,527	0:51,491 0:20,863 0:15,969 0:14,659	0:50,464 0:19,986 0:15,795 0:14,683	0:50,328 0:19,585 0:15,965 0:14,778	0:52,092 0:21,253 0:15,950 0:14,889
Runde 3	0:49,263 0:19,585 0:15,363 0:14,315	0:48,852 0:19,229 0:15,293 0:14,330	0:48,689 0:19,132 0:15,316 0:14,241	0:52,315 0:19,889 0:14,972 0:17,454	0:52,333 0:19,658 0:17,276 0:15,399
Runde 4	0:48,401 0:18,944 0:15,296 0:14,161	0:49,698 0:20,179 0:15,281 0:14,238	0:48,765 0:19,083 0:15,203 0:14,479	0:49,800 0:19,577 0:15,591 0:14,632	0:49,584 0:19,391 0:15,426 0:14,767
Runde 5	0:48,408 0:18,688 0:15,152 0:14,568	0:48,142 0:18,844 0:15,150 0:14,148	0:47,998 0:18,767 0:15,143 0:14,088	0:48,279 0:19,032 0:15,193 0:14,054	0:48,573 0:18,991 0:15,278 0:14,304
Runde 6	0:47,859 0:18,737 0:15,059 0:14,063	0:48,202 0:18,884 0:14,982 0:14,336	0:47,922 0:18,773 0:15,045 0:14,104	0:47,816 0:18,831 0:15,006 0:13,979	0:48,488 0:18,841 0:15,319 0:14,328
Runde 7	0:47,766 0:18,739 0:14,955 0:14,072	0:48,041 0:18,935 0:15,061 0:14,045	0:47,819 0:18,757 0:14,932 0:14,130	0:47,774 0:18,750 0:15,039 0:13,985	0:51,984 0:20,622 0:16,813 0:14,549
Runde 8	0:47,473 0:18,564 0:14,940 0:13,969	0:47,440 0:18,575 0:14,838 0:14,027	0:48,053 0:18,943 0:15,073 0:14,037	0:47,695 0:18,720 0:15,014 0:13,961	0:48,277 0:18,993 0:15,128 0:14,156
Runde 9	0:47,350 0:18,554 0:14,825 0:13,971	0:47,708 0:18,535 0:14,822 0:14,351	0:47,643 0:18,660 0:14,973 0:14,010	0:48,073 0:18,658 0:14,988 0:14,427	0:48,122 0:18,739 0:15,184 0:14,199
Runde 10		0:47,462 0:18,590 0:14,899 0:13,973	0:48,364 0:19,291 0:15,075 0:13,998	0:47,708 0:18,609 0:15,091 0:14,008	0:47,964 0:18,819 0:14,986 0:14,159
Runde 11		0:47,395 0:18,580 0:14,850 0:13,965	0:48,700 0:19,173 0:15,215 0:14,312	0:47,655 0:18,655 0:14,966 0:14,034	0:47,795 0:18,600 0:15,018 0:14,177
Runde 12					







Round 1: 12 - 14 / 04 / 2019

SOUTH GARDA - LONATO (ITA)

DEUTSCHE KART-MEISTERSCHAFT

DMSB RegNr 97-19

Warm Up Pre-Finale A DSKG (KZZ)

Die schnellsten Zeiten

Ort	Nr. Fahrername	Zeit	Streckenl.	ø Speed
Ziel	334 Clevert,Lauren-Alexandé	0:46,125	1200 m	93,7 km/h
Sektion 1	391 Funda,Marcus	0:18,101	531 m	105,6 km/h
Sektion 2	334 Clevert,Lauren-Alexandé	0:14,382	390 m	97,6 km/h
Sektion 3	334 Clevert,Lauren-Alexandé	0:13,566	279 m	74,0 km/h

Stm:393 Mnombeli,Mihlali
ZAF

MK Racing

theoretisch mögliche Bestzeit 0:49,230

best	Ziel	Sektion 1	Sektion 2	Sektion 3
Runde 1	1:00,737	0:25,028	0:18,342	0:17,367
Runde 2	1:03,161	0:23,988	0:18,201	0:20,972
Runde 3	1:46,304	1:13,307	0:17,315	0:15,682
Runde 4	0:51,280	0:20,752	0:15,869	0:14,659
Runde 5	0:49,576	0:19,291	0:15,558	0:14,727
Runde 6	0:52,095	0:19,459	0:15,427	0:17,209
Runde 7	0:50,658	0:20,190	0:15,860	0:14,608
Runde 8	0:54,877	0:19,195	0:16,232	0:19,450
Runde 9				

Ziel	Sektion 1	Sektion 2	Sektion 3	Ziel	Sektion 1	Sektion 2	Sektion 3	Ziel	Sektion 1	Sektion 2	Sektion 3



DMSB RegNr 97-19

Pre-Finals DSKC (K22)

Pre-Final A

Pos.	No.	Driver	Nation	Bewerber / Sponsor	Nation
1	381	Van Walstijn, Senna	NLD	SP Motor Sport	NLD
2	314	Kindervater, Robert	DEU	BIREL ART RACING KSW	AUT
3	329	Villagomez, Rafael	MEX	BIREL ART RACING KSW	AUT
4	310	Tröger, Tim	DEU	Mach1 Motorsport	DEU
5	384	Ebner, Moritz	ITA	Markus Ebner	ITA
6	389	Langenbacher, Marvin	DEU	RS Motorsport	DEU
7	357	Moor, Mark Villem	EST	CPB SPORT	FRA
8	318	Walter, Luca	DEU	Luca Walter	DEU
9	383	Potman, Mark	NLD	CRG Holland	NLD
10	369	Drewing, Pascal	DEU	Valier Motorsport	DEU
11	330	Bos, Jeroen	NLD	CRG Holland	NLD
12	308	Lopez, Marc	ESP	CRG Keijzer racing	NLD
13	391	Funda, Marcus	AUT	ZANCHI MOTORSPORT	ITA
14	356	Costa, Francesco	ITA	Francesco Costa	ITA
15	306	Walter, Andre	DEU	Solgat Motorsport	DEU
16	394	Leibmann, Daniel	DEU	Bamberger Karttracing	DEU
17	331	Schröder, Tim	DEU	Mach1 Motorsport	DEU
18	319	Elter, Marc	DEU	CRG Holland	NLD
19	307	Himmels, Yannik	DEU	Valier Motorsport	DEU
20	335	Beyerlein, Patrick	DEU	BEYMO-Karttracing	DEU
21	317	Dresen, Andreas	DEU	SRP Racing Team	DEU
22	334	Clevert, Lauren-Alexander	DEU	Kartshop Ampfing	DEU
23	312	Colakovic, Nermin	DEU	Solgat Motorsport	DEU
24	387	Preibisch, Marius	DEU	Bamberger Karttracing	DEU
25	358	Graf, Adrian	DEU	Solgat Motorsport	DEU

Pre-Final B

Pos.	No.	Driver	Nation	Bewerber / Sponsor	Nation
1	324	Fritsch, Valentino	DEU	BIREL ART RACING KSW	AUT
2	397	Trefilovs, Davids	DEU	SRP Racing Team	DEU
3	353	Balbo, Natalia	ITA	N.G.M. MOTORSPORT	ITA
4	359	La Martina, Alessio	ITA	SRP Racing Team	DEU
5	333	Kapetanidis, Konstantin	DEU	Valier Motorsport	DEU
6	345	Lagerstrom, Linus	SWE	Linus Lagerstrom	SWE
7	382	Risom, Valdemar	DNK	RS Competition	DNK
8	323	Stumpf, Stephen	DEU	Solgat Motorsport	DEU
9	325	Dam, Benjamin	AUT	BIREL ART RACING KSW	AUT
10	398	Fetzer, Dennis	DEU	SRP Racing Team	DEU
11	332	Bednar, Jan	CZE	GREGOR KART S.R.O.	CZE
12	355	Speck, Luis Laurin	DEU	Tbkart Srl.	ITA
13	328	Hofmann, Benedikt	DEU	BIREL ART RACING KSW	AUT
14	352	Huetting, Brio	NLD	SRP Racing Team	DEU
15	390	Greif, Toni	DEU	Solgat Motorsport	DEU
16	320	De Santis, Raffaele	ITA	SRP Racing Team	DEU
17	311	Moitzi, Philipp	AUT	KSB Racing Team	AUT
18	326	Reiböck, Lukas	AUT	BIREL ART RACING KSW	AUT
19	315	Lehner, Franz	AUT	BIREL ART RACING KSW	AUT
20	316	Uber, Sebastian	DEU	RS Motorsport	DEU
21	327	Jonsson, Lukas	SWE	JP Racing	SWE
22	322	Fredriksson, Lucas	SWE	JP Racing	SWE
23	321	Schefter, Niklas	DEU	SRP Racing Team	DEU
24	354	Bizzotto, Leonardo	ITA	Marco Bizzotto	ITA
25	393	Mnombeli, Mhlali	ZAF	MK Racing	GBR

Rennleitung: Pasquale Lupoli Racedirektor: Horst Seidel

Sportkommissare: Nikolas Spaderna / Ulrich Bell / Paola Acerbi

Techn. Kommissare: Hans-Jürgen Dangers / M. Grasshoff / C. Schmidt

Zeitnahme: KART-DATA timing service Franz Schieszler

NEU - 2 - NEW

Ranking Qualifying Heats DSKC (K22)

Strecke / track: 1200m

fastest Race Lap from Senna Van Walstijn in Heat 1 / Lap 6 in 0:46,026

Doc. 11.2

Pos	Str. Nr.	Fahrer Driver	Nation	Bewerber/Sponsor	Nation	Lizenz B-Lizenz	Chassis/Motor/Reifen	Punkte Points	Quali POS	Lauf Heat	Pos	Punkte Points	Rn. Lp	Zeit Time	schnellste Runde fastest Lap	in Runde in Lap
1	381	VAN WALSTIJN, Senna	NLD	SP Motor Sport	NLD	35961 t.b.a.	Kart Republic / TM / Vega	4	2	1 3	1 4	0 4	13 13	10:07,522 10:17,521	0:46,026 0:46,423	6 8
2	324	FRITSCH, Valentino	DEU	BIREL ART RACING KSW	AUT	IKB 1173038 BK102	Birel Art / TM / Vega	4	3	1 2	2 2	2 2	13 13	10:07,813 10:10,666	0:46,105 0:46,211	11 13
3	314	KINDERVATER, Robert	DEU	BIREL ART RACING KSW	AUT	IKC1133505 BK102	Birel Art / TM / Vega	4	4	2 3	4 1	4 0	13 13	10:12,750 10:15,811	0:46,284 0:46,669	10 7
4	397	TREFILOVS, Davids	DEU	SRP Racing Team	DEU	IKC1147656 KBF1156791	Maranello / TM / Vega	6	5	1 3	3 3	3 3	13 13	10:08,465 10:17,417	0:46,219 0:46,422	8 8
5	329	VILLAGOMEZ, Rafael	MEX	BIREL ART RACING KSW	AUT	0525 BK102	Birel Art / TM / Vega	7	8	1 3	5 2	5 2	13 13	10:10,212 10:16,435	0:46,209 0:46,550	10 12
6	353	BALBO, Natalia	ITA	N.G.M. MOTORSPORT	ITA	386574 385371	FORMULA K / TM / Vega	10	1	2 3	1 10	0 10	13 13	10:09,562 10:23,458	0:46,172 0:46,479	10 12
7	310	TRÖGER, Tim	DEU	Mach1 Motorsport	DEU	IKC1132554 KBF1005514	Mach1 / TM / Vega	11	12	1 2	4 7	4 7	13 13	10:10,066 10:15,764	0:46,054 0:46,497	7 9
8	359	LA MARTINA, Alessio	ITA	SRP Racing Team	DEU	406383 KBF1156791	Maranello / TM / Vega	12	9	1 2	7 5	7 5	13 13	10:15,943 10:13,581	0:46,147 0:46,322	10 8
9	384	EBNER, Moritz	ITA	Markus Ebner	ITA	404081 403974	Energy / TM / Vega	12	11	1 3	6 6	6 6	13 13	10:11,990 10:21,758	0:46,342 0:46,808	8 10
10	333	KAPETANIDIS, Konstantin	DEU	Valier Motorsport	DEU	IKC1176576 KBF1063735	SODI / TM / Vega	13	14	1 3	8 5	8 5	13 13	10:16,988 10:19,210	0:46,650 0:46,680	10 12
11	389	LANGENBACHER, Marvin	DEU	RS Motorsport	DEU	IKC1152544 KBF1104126	CRG / TM / Vega	17	31	2 3	8 9	8 9	13 13	10:17,931 10:23,226	0:46,457 0:46,717	7 8
12	345	LAGERSTROM, Linus	SWE	Linus Lagerstrom	SWE	199409301216 199409301216	CRG / TM / Vega	21	18	1 2	12 9	12 9	13 13	10:20,801 10:18,755	0:46,516 0:46,722	4 6
13	357	MOOR, Mark Villem	EST	CPB SPORT	FRA	K913 232241-1	SODI / TM / Vega	21	50	1 3	9 12	9 12	13 13	10:18,141 10:24,726	0:46,283 0:46,613	11 10
14	382	RISOM, Valdemar	DNK	RS Competition	DNK	36523 36053	Tony Kart / Vortex / Vega	22	16	2 3	6 16	6 16	13 13	10:13,940 10:28,348	0:46,413 0:46,705	12 11
15	318	WALTER, Luca	DEU	Luca Walter	DEU	IKC1140650 IKC1140650	Alpha Karting / TM / Vega	24	19	2 3	16 8	16 8	13 13	10:25,435 10:22,943	0:46,479 0:46,726	12 11
16	323	STUMPF, Stephen	DEU	Solgat Motorsport	DEU	IKC1106930 KBF1079882	Birel Art / TM / Vega	26	25	2 3	13 13	13 13	13 13	10:24,338 10:25,418	0:46,514 0:46,944	11 9
17	383	POTMAN, Mark	NLD	CRG Holland	NLD	30972 15521	CRG / TM / Vega	28	21	1 2	11 17	11 17	13 13	10:20,103 10:25,998	0:46,522 0:46,491	11 13
18	325	DAM, Benjamin	AUT	BIREL ART RACING KSW	AUT	JK2019 BK102	Birel Art / TM / Vega	29	26	1 3	18 11	18 11	13 13	10:25,151 10:24,264	0:46,852 0:46,954	13 9
19	398	FETZER, Dennis	DEU	SRP Racing Team	DEU	IKC1157082 KBF1156791	Maranello / TM / Vega	30	20	1 3	15 15	15 15	13 13	10:22,847 10:28,327	0:46,728 0:46,852	10 7
20	369	DREWING, Pascal	DEU	Valier Motorsport	DEU	IKC1147574 KBF1063735	SODI / TM / Vega	30	30	1 2	16 14	16 14	13 13	10:23,852 10:24,756	0:46,635 0:46,892	11 11
21	330	BOS, Jeroen	NLD	CRG Holland	NLD	21799 15521	CRG / TM / Vega	30	35	1 3	10 20	10 20	13 13	10:18,492 10:32,406	0:46,589 0:46,850	4 11
22	332	BEDNAR, Jan	CZE	GREGOR KART S.R.O.	CZE	19AS0152 338	CRG / TM / Vega	32	15	1 2	13 19	13 19	13 13	10:21,934 10:27,656	0:46,213 0:46,824	11 10
23	308	LOPEZ, Marc	ESP	CRG Keijzer racing	NLD	0014 esp 28613	CRG / TM / Vega	33	49	2 3	15 18	15 18	13 13	10:25,028 10:31,315	0:46,662 0:46,902	13 11
24	355	SPECK, Luis Laurin	DEU	Tbkart Srl.	ITA	IKB1167417 297356	Tbkart / TM / Vega	35	6	1 2	32 3	32 3	1 13	1:00,364 10:11,751	0:52,561 0:46,117	1 10
25	391	FUNDA, Marcus	AUT	ZANCHI MOTORSPORT	ITA	JK2051 398793	GP Racing / TM / Vega	35	10	2 3	28 7	28 7	5 13	4:06,435 10:22,720	0:46,860 0:46,590	4 5
26	328	HOFMANN, Benedikt	DEU	BIREL ART RACING KSW	AUT	IKC1116634 BK102	Birel Art / TM / Vega	35	23	1 3	14 21	14 21	13 13	10:22,288 10:32,799	0:46,486 0:46,665	8 9
27	356	COSTA, Francesco	ITA	Francesco Costa	ITA	370356 370356	SODI / TM / Vega	37	27	1 2	19 18	19 18	13 13	10:25,350 10:27,216	0:46,652 0:46,970	13 8
28	352	HUETING, Brio	NLD	SRP Racing Team	DEU	46098 KBF1156791	Maranello / TM / Vega	38	34	2 3	21 17	21 17	13 13	10:29,569 10:29,963	0:46,816 0:46,910	11 8
29	390	GREIF, Toni	DEU	Solgat Motorsport	DEU	IKB1096240 KBF1079882	Birel Art / TM / Vega	42	33	1 2	31 11	31 11	5 13	4:29,890 10:22,327	0:48,042 0:46,601	2 10
30	320	DE SANTIS, Raffaele	ITA	SRP Racing Team	DEU	355299 KBF1156791	Maranello / TM / Vega	43	13	2 3	10 33	10 33	13 -	10:20,211 0:03,696	0:46,494 -	12 -
31	394	LEIBMANN, Daniel	DEU	Bamberger Karttracing	DEU	IKB1043835 KBF1197896	Lenzokart / LKE / Vega	43	36	1 2	21 22	21 22	13 13	10:26,355 10:30,927	0:46,901 0:47,296	9 10

NEU - 2 - NEW

Ranking Qualifying Heats DSKC (K22)

Strecke / track: 1200m

fastest Race Lap from Senna Van Walstijn in Heat 1 / Lap 6 in 0:46,026

Doc. 11.2

Pos	Str. Nr.	Fahrer Driver	Nation	Bewerber/Sponsor	Nation	Lizenz B-Lizenz	Chassis/Motor/Reifen	Punkte Points	Quali POS	Lauf Heat	Pos	Punkte Points	Rn. Lp	Zeit Time	schnellste Runde fastest Lap	in Runde in Lap
32	311	MOITZI, Philipp	AUT	KSB Racing Team	AUT	JK2029 BK002	Kosmic / Vortex / Vega	44	17	1	30	30	8	6:25,147	0:46,314	4
										3	14	14	13	<u>10:26,365</u>	0:46,559	12
33	319	ELTER, Marc	DEU	CRG Holland	NLD	IKC1147174 15521	CRG / TM / Vega	44	29	1	17	17	13	<u>10:24,853</u>	0:46,761	10
										3	27	27	10	8:32,282	0:46,961	8
34	331	SCHRÖDER, Tim	DEU	Mach1 Motorsport	DEU	IKB1079850 t.b.a.	Mach1 / TM / Vega	44	45	1	24	24	13	10:30,286	0:47,136	11
										2	20	20	13	<u>10:29,017</u>	0:46,922	9
35	307	HIMMELS, Yannik	DEU	Valier Motorsport	DEU	IKC1147857 KBF1063735	SODI / TM / Vega	46	32	1	22	22	13	<u>10:26,810</u>	0:46,939	8
										3	24	24	13	10:58,905	0:46,924	11
36	326	REIBÖCK, Lukas	AUT	BIREL ART RACING KSW	AUT	JK2158 BK102	Birel Art / TM / Vega	47	24	1	20	20	13	<u>10:25,964</u>	0:46,398	11
										2	27	27	6	5:02,185	0:46,870	4
37	315	LEHNER, Franz	AUT	BIREL ART RACING KSW	AUT	JK2150 BK102	Birel Art / TM / Vega	47	39	1	33	35	DNS	-	-	-
										2	12	12	13	<u>10:24,255</u>	0:46,669	8
38	335	BEYERLEIN, Patrick	DEU	BEYMO-Kartracing	DEU	IKC1041625 KBF1160795	CRG / TM / Vega	47	41	1	25	25	13	<u>10:30,674</u>	0:47,184	11
										3	22	22	13	10:36,289	0:47,818	8
39	317	DRESEN, Andreas	DEU	SRP Racing Team	DEU	IKC1116375 KBF1156791	Maranello / TM / Vega	51	43	2	25	25	13	<u>10:35,248</u>	0:47,067	8
										3	26	26	10	8:15,753	0:47,364	8
40	334	CLEVERT, Lauren-Alexander	DEU	Kartshop Ampfing	DEU	IKC1173645 KBF1108764	Tony Kart / TM / Vega	52	7	2	24	24	13	<u>10:34,170</u>	0:46,583	4
										3	28	28	6	5:00,641	0:47,377	5
41	316	UBER, Sebastian	DEU	RS Motorsport	DEU	IKB1117990 KBF1104126	CRG / Modena / Vega	52	42	1	29	29	13	10:40,572	0:47,217	9
										2	23	23	13	<u>10:33,873</u>	0:47,445	9
42	327	JONSSON, Lukas	SWE	JP Racing	SWE	200009017955 105	Exprit / Vortex / Vega	52	48	1	26	26	13	<u>10:34,946</u>	0:47,639	12
										2	26	26	13	10:42,726	0:47,833	12
43	322	FREDRIKSSON, Lucas	SWE	JP Racing	SWE	200108090073 105	Exprit / Vortex / Vega	53	38	1	28	28	13	<u>10:38,484</u>	0:47,088	11
										3	25	25	11	8:56,637	0:47,186	10
44	312	COLAKOVIC, Nermin	DEU	Solgat Motorsport	DEU	IKC1155480 KBF1079882	Birel Art / TM / Vega	54	37	2	30	35	DNS	-	-	-
										3	19	19	13	<u>10:32,118</u>	0:46,824	8
45	321	SCHEFTER, Niklas	DEU	SRP Racing Team	DEU	IKC1180230 KBF1156791	Maranello / TM / Vega	54	47	1	23	23	13	<u>10:28,443</u>	0:46,732	11
										3	31	31	1	0:59,731	0:53,618	1
46	387	PREIBISCH, Marius	DEU	Bamberger Kartracing	DEU	IKC1181135 KBF1197896	Lenzokart / LKE / Vega	57	44	1	27	27	13	<u>10:36,724</u>	0:47,439	12
										3	30	30	4	3:31,759	0:48,612	3
47	354	BIZZOTTO, Leonardo	ITA	Marco Bizotto	ITA	346670 295198	Kart Republic / IAME / Vega	59	22	2	-	36	DSQ	-	-	-
										3	23	23	13	<u>10:45,427</u>	0:46,934	11
48	358	GRAF, Adrian	DEU	Solgat Motorsport	DEU	IKC1126334 t.b.a.	Birel Art / TM / Vega	64	40	2	31	35	DNS	-	-	-
										3	29	29	5	<u>4:11,874</u>	0:47,944	5
49	306	WALTER, Andre	DEU	Solgat Motorsport	DEU	IKC1161930 KBF1079882	Birel Art / TM / Vega	65	28	2	29	29	4	<u>3:23,125</u>	0:46,925	3
										3	-	36	DSQ	-	-	-
50	393	MNOMBELI, Mhlahi	ZAF	MK Racing	GBR	14806 273486	Tony Kart / Vortex / Vega	67	46	2	32	35	DNS	-	-	-
										3	32	32	1	<u>0:59,813</u>	0:54,011	1

Rennleitung: Pasquale Lupoli Racedirektor: Horst Seidel

Sportkommissare: Nikolas Spaderna / Ulrich Bell / Paola Acerbi

Techn. Kommissare: Hans-Jürgen Dangers / M. Grasshoff / C. Schmidt

Zeitnahme: KART-DATA timing service Franz Schieszler

R 5 DSKC (KZ2) Heat 2 A <> C

Strecke / track: 1200m

fastest Lap Luis Laurin SPECK at: 0:46,117

started: 30 classified: 28 not classified: 2 excluded: 2 not started: 3

Pos	Str. Nr.	Fahrer / Driver	Nation	Bewerber/Sponsor	Nation	Lizenz B-Lizenz	Chassis/Motor/Reifen	Points	Penalty	Runden Laps	Gesamtzeit Differenz	Abstand Gap	beste Runde best Lap	In R. in L.	Beschw. u Speed.	
1	353	BALBO, Natalia	ITA	N.G.M. MOTORSPORT	ITA	386574 385371	FORMULA K / TM / Vego	0		13	10:09,562		0:46,172	10	92,1 km/h 93,6 km/h	
2	324	FRITSCH, Valentino	DEU	BIREL ART RACING KSW	AUT	IKB1173038 BK102	Birel Art / TM / Vego	2		13	10:10,666 0:01,104	0:01,104	0:46,211	13	93,5 km/h 93,8 km/h	
3	355	SPECK, Luis Laurin	DEU	Tbkart Srl.	ITA	IKB1167417 297356	Tbkart / TM / Vego	3		13	10:11,751 0:02,189	0:01,085	0:46,117	10	93,7 km/h 91,7 km/h	
4	314	KINDERVATER, Robert	DEU	BIREL ART RACING KSW	AUT	IKC1133505 BK102	Birel Art / TM / Vego	4		13	10:12,750 0:03,188	0:00,999	0:46,284	10	93,9 km/h 91,5 km/h	
5	359	LA MARTINA, Alessio	ITA	SRP Racing Team	DEU	406383 KBF1156791	Maranello / TM / Vego	5		13	10:13,581 0:04,019	0:00,831	0:46,322	8	93,3 km/h 91,5 km/h	
6	382	RISOM, Valdemar	DNK	RS Competition	DNK	36523 36053	Tony Kart / Vortex / Vego	6		13	10:13,940 0:04,378	0:00,359	0:46,413	12	91,5 km/h 93,1 km/h	
7	310	TRÖGER, Tim	DEU	Mach1 Motorsport	DEU	IKC1132554 KBF1005514	Mach1 / TM / Vego	7		13	10:15,764 0:06,202	0:01,824	0:46,497	9	91,2 km/h 92,9 km/h	
8	389	LANGENBACHER, Marvin	DEU	RS Motorsport	DEU	IKC1152544 KBF1104126	CRG / TM / Vego	8		13	10:17,931 0:08,369	0:02,167	0:46,457	7	90,9 km/h 93 km/h	
9	345	LAGERSTROM, Linus	SWE	Linus Lagerstrom	SWE	199409301216 199409301216	CRG / TM / Vego	9		13	10:18,755 0:09,193	0:00,824	0:46,722	6	90,8 km/h 92,5 km/h	
10	320	DE SANTIS, Raffaele	ITA	SRP Racing Team	DEU	355299 KBF1156791	Maranello / TM / Vego	10		13	10:20,211 0:10,649	0:01,456	0:46,494	12	90,5 km/h 92,9 km/h	
11	390	GREIF, Toni	DEU	Solgat Motorsport	DEU	IKB1096240 KBF1079882	Birel Art / TM / Vego	11		13	10:22,327 0:12,765	0:02,116	0:46,601	10	90,2 km/h 92,7 km/h	
12	315	LEHNER, Franz	AUT	BIREL ART RACING KSW	AUT	JK2150 BK102	Birel Art / TM / Vego	12		13	10:24,255 0:14,693	0:01,928	0:46,669	8	90 km/h 92,6 km/h	
13	323	STUMPF, Stephen	DEU	Solgat Motorsport	DEU	IKC1106930 KBF1079882	Birel Art / TM / Vego	13	5 sec.	13	10:24,338 0:14,776	0:00,083	0:46,514	11	90 km/h 92,9 km/h	
14	369	DREWING, Pascal	DEU	Valier Motorsport	DEU	IKC1147574 KBF1063735	SODI / TM / Vego	14		13	10:24,756 0:15,194	0:00,418	0:46,892	11	89,9 km/h 92,1 km/h	
15	308	LOPEZ, Marc	ESP	CRG Keijzer racing	IND	0014 esp 28613	CRG / TM / Vego	15		13	10:25,028 0:15,466	0:00,272	0:46,662	13	89,9 km/h 92,6 km/h	
16	318	WALTER, Luca	DEU	Luca Walter	DEU	IKC1140650 IKC1140650	Alpha Karting / TM / Vego	16	5 sec.	13	10:25,435 0:15,873	0:00,407	0:46,479	12	89,8 km/h 92,9 km/h	
17	383	POTMAN, Mark	IND	CRG Holland	IND	30972 15521	CRG / TM / Vego	17	5 sec.	13	10:25,998 0:16,436	0:00,563	0:46,491	13	89,7 km/h 92,9 km/h	
18	356	COSTA, Francesco	ITA	Francesco Costa	ITA	370356 370356	SODI / TM / Vego	18		13	10:27,214 0:17,654	0:01,218	0:46,970	8	89,5 km/h 92 km/h	
19	332	BEDNAR, Jan	CZE	GREGOR KART S.R.O.	CZE	19A50152 338	CRG / TM / Vego	19		13	10:27,656 0:18,094	0:00,440	0:46,824	10	89,5 km/h 92,3 km/h	
20	331	SCHRÖDER, Tim	DEU	Mach1 Motorsport	DEU	IKB1079850 t.b.a.	Mach1 / TM / Vego	20		13	10:29,017 0:19,455	0:01,361	0:46,922	9	89,3 km/h 92,1 km/h	
21	352	HUETING, Brio	IND	SRP Racing Team	DEU	46098 KBF1156791	Maranello / TM / Vego	21	5 sec.	13	10:29,569 0:20,007	0:00,552	0:46,816	11	89,2 km/h 92,3 km/h	
22	394	LEIBMANN, Daniel	DEU	Bamberger Kart racing	DEU	IKB1043835 KBF1197896	Lenzokart / LKE / Vego	22		13	10:30,927 0:21,365	0:01,358	0:47,296	10	89 km/h 91,3 km/h	
23	316	UBER, Sebastian	DEU	RS Motorsport	DEU	IKB1117990 KBF1104126	CRG / Modena / Vego	23		13	10:33,873 0:24,311	0:02,946	0:47,445	9	88,6 km/h 91,1 km/h	
24	334	CLEVERT, Lauren-Alexander	DEU	Kartshop Ampfling	DEU	ICK1173645 KBF1108764	Tony Kart / TM / Vego	24	5 sec.	13	10:34,170 0:24,008	0:00,297	0:46,583	4	88,6 km/h 92,7 km/h	
25	317	DRESEN, Andreas	DEU	SRP Racing Team	DEU	IKC1116375 KBF1156791	Maranello / TM / Vego	25	5 sec.	13	10:35,248 0:25,686	0:01,078	0:47,067	8	88,4 km/h 91,8 km/h	
26	327	JONSSON, Lukas	SWE	JP Racing	SWE	200009017955 105	Exprit / Vortex / Vego	26	5 sec.	13	10:42,726 0:33,164	0:07,478	0:47,833	12	87,4 km/h 90,3 km/h	
27	326	REIBÖCK, Lukas	AUT	BIREL ART RACING KSW	AUT	JK2158 BK102	Birel Art / TM / Vego	27	5 sec.	6	5:02,185 7 R	7 R	0:46,870	4	85,8 km/h 92,2 km/h	
28	391	FUNDA, Marcus	AUT	ZANCHI MOTORSPORT	ITA	JK2051 398793	GP Racing / TM / Vego	28		5	4:06,435 8 R	1 R	0:46,860	4	87,6 km/h 92,2 km/h	
the following drivers did not start.																
DNS	312	COLAKOVIC, Nermin	DEU	Solgat Motorsport	DEU	IKC1155480 KBF1079882	Birel Art / TM / Vego	35		DNS						
DNS	358	GRAF, Adrian	DEU	Solgat Motorsport	DEU	IKC1126334 t.b.a.	Birel Art / TM / Vego	35		DNS						
DNS	393	MNOMBELI, Mithlali	ZAF	MK Racing	GBR	14806 273486	Tony Kart / Vortex / Vego	35		DNS						
the following drivers are disqualified																
DSQ	306	WALTER, Andre	DEU	Solgat Motorsport	DEU	IKC1161930 KBF1079882	Birel Art / TM / Vego	36	5 sec.	DSQ		disqualified				
DSQ	354	BIZZOTTO, Leonardo	ITA	Marco Bizotto	ITA	346670 295198	Kart Republic / IAME / Vego	36		DSQ		disqualified				

SiNr. 352,334,317,327,306,318,383,323,326 5 sec penalty Frontfaring

SiNr. 354 Disqualifikation from the Heat

SiNr. 306 Disqualifikation from the Heat

Rennleitung: Pasquale Lupoli Racedirektor: Horst Seidel

Sportkommissare: Nikolas Spaderna / Ulrich Bell / Paola Acerbi

Techn. Kommissare: Hans-Jürgen Dangers / M. Grasshoff / C. Schmidt

Zeitnahme: KART-DATA timing service Franz Schieszler

Zeitnahme / timekeeping



Franz Schieszler

freigegeben: 18:03:14






DEUTSCHE KART-MEISTERSCHAFT

Round 1: 12 - 14 / 04 / 2019

SOUTH GARDA - LONATO (ITA)



DMSB

DMSB RegNr 97-19

R 9 DSKC (KZ2) Heat 3 A < > B

Fahrername Driver	Kindervater Robert	Villagomez Rafael	Treflovs Davids	Van Walstijn Senna	Balbo Natalia	Kapetanidis Konstamin	Walter Andre	Moitzi Philipp	Ebner Moritz	Funda Marcus	Walter Luca	Langenbacher Marvin
schnellste Runde	0:46,669 Rn. 7	0:46,550 Rn. 12	0:46,422 Rn. 8	0:46,423 Rn. 8	0:46,479 Rn. 12	0:46,680 Rn. 12	0:46,510 Rn. 10	0:46,559 Rn. 12	0:46,808 Rn. 10	0:46,590 Rn. 5	0:46,726 Rn. 11	0:46,717 Rn. 8
Speed	92,6 km/h	92,8 km/h	93,1 km/h	93,1 km/h	92,9 km/h	92,5 km/h	92,9 km/h	92,8 km/h	92,3 km/h	92,7 km/h	92,5 km/h	92,5 km/h
Lap 1	0:50,720	0:50,684	0:50,938	0:50,143	0:49,943	0:50,665	0:50,633	0:51,813	0:50,705	0:52,919	0:51,116	0:51,607
Lap 2	0:47,558	0:47,560	0:47,581	0:47,420	0:47,422	0:47,658	0:48,180	0:47,676	0:48,412	0:48,207	0:48,029	0:48,198
Lap 3	0:46,995	0:47,101	0:47,149	0:47,033	0:47,152	0:47,253	0:47,876	0:47,034	0:47,294	0:47,993	0:48,366	0:47,864
Lap 4	0:46,737	0:46,831	0:46,831	0:46,698	0:46,688	0:46,994	0:46,820	0:46,797	0:46,977	0:47,459	0:46,945	0:47,159
Lap 5	0:46,894	0:46,751	0:46,697	0:46,487	0:46,529	0:46,815	0:46,675	0:46,958	0:46,970	0:46,590	0:46,876	0:47,047
Lap 6	0:46,858	0:46,719	0:46,775	0:51,183	0:50,798	0:47,129	0:47,502	0:47,720	0:47,309	0:46,695	0:47,127	0:47,099
Lap 7	0:46,669	0:46,619	0:46,847	0:46,513	0:46,524	0:46,842	0:46,805	0:46,710	0:47,246	0:46,700	0:46,834	0:46,783
Lap 8	0:46,738	0:46,788	0:46,422	0:46,423	0:46,796	0:47,813	0:46,878	0:47,402	0:46,826	0:46,665	0:46,922	0:46,717
Lap 9	0:46,792	0:46,795	0:46,773	0:46,833	0:47,303	0:46,884	0:47,125	0:47,159	0:47,216	0:46,694	0:47,328	0:47,280
Lap 10	0:46,718	0:47,296	0:47,328	0:46,488	0:46,510	0:46,823	0:46,510	0:46,671	0:46,808	0:46,612	0:46,901	0:46,804
Lap 11	0:46,671	0:46,728	0:46,717	0:46,487	0:46,571	0:46,808	0:46,619	0:46,887	0:47,479	0:46,732	0:46,726	0:46,828
Lap 12	0:46,786	0:46,550	0:46,611	0:46,535	0:46,479	0:46,680	0:46,740	0:46,559	0:47,483	0:47,158	0:47,171	0:46,961
Lap 13	0:47,369	0:47,301	0:48,028	0:47,089	0:47,670	0:47,471	0:47,448	0:48,205	0:47,817	0:48,244	0:48,691	0:48,406






DEUTSCHE KART-MEISTERSCHAFT

Round 1: 12 - 14 / 04 / 2019

SOUTH GARDA - LONATO (ITA)





DMSB

DMSB RegNr 97-19

R 9 DSKC (KZ2) Heat 3 A < > B

Fahrername Driver	Risom Valdemar	Dam Benjamin	Moor Mark Villem	Stumpf Stephen	Colakovic Nermin	Bos Jeroen	Hofmann Benedikt	Fetzer Dennis	Huetting Brio	Lopez Marc	Bizzotto Leonardo	Beyerlein Patrick
schnellste Runde in Runde	0:46,705 Rn. 11	0:46,954 Rn. 9	0:46,613 Rn. 10	0:46,944 Rn. 9	0:46,824 Rn. 8	0:46,850 Rn. 11	0:46,665 Rn. 9	0:46,852 Rn. 7	0:46,910 Rn. 8	0:46,902 Rn. 11	0:46,934 Rn. 11	0:47,418 Rn. 8
Speed	92,5 km/h	92,0 km/h	92,7 km/h	92,0 km/h	92,3 km/h	92,2 km/h	92,6 km/h	92,2 km/h	92,1 km/h	92,1 km/h	92,0 km/h	91,1 km/h
Lap 1	0:50,819	0:51,727	0:52,946	0:52,063	0:53,379	0:53,155	0:54,337	0:50,715	0:52,662	0:52,744	0:52,576	0:53,785
Lap 2	0:48,044	0:48,645	0:48,297	0:48,606	0:48,490	0:48,541	0:48,628	0:49,704	0:48,761	0:48,490	0:49,134	0:49,480
Lap 3	0:47,497	0:47,893	0:47,584	0:47,934	0:48,184	0:47,916	0:47,375	0:49,115	0:47,554	0:48,148	0:48,360	0:48,770
Lap 4	0:47,024	0:47,405	0:47,217	0:47,877	0:47,288	0:47,548	0:48,111	0:47,785	0:47,836	0:48,080	0:47,479	0:47,674
Lap 5	0:47,062	0:47,156	0:47,522	0:47,420	0:47,619	0:48,262	0:47,682	0:47,604	0:47,179	0:47,706	0:47,905	0:47,684
Lap 6	0:47,501	0:47,276	0:47,261	0:47,239	0:47,629	0:47,598	0:47,687	0:47,775	0:47,220	0:47,698	0:47,318	0:47,883
Lap 7	0:46,787	0:47,112	0:47,012	0:47,127	0:47,601	0:47,408	0:47,251	0:46,852	0:47,120	0:47,280	0:48,648	0:47,554
Lap 8	0:46,971	0:47,019	0:46,651	0:46,997	0:46,824	0:46,953	0:46,994	0:47,177	0:46,910	0:47,173	0:47,202	0:47,418
Lap 9	0:48,008	0:46,954	0:46,615	0:46,944	0:47,012	0:47,024	0:46,665	0:47,246	0:46,936	0:47,334	0:46,949	0:48,236
Lap 10	0:46,772	0:47,040	0:46,613	0:46,946	0:46,901	0:47,019	0:46,699	0:47,038	0:46,976	0:47,190	0:47,259	0:47,420
Lap 11	0:46,705	0:47,200	0:46,974	0:47,214	0:46,904	0:46,850	0:46,750	0:47,163	0:47,470	0:46,902	0:46,934	0:47,520
Lap 12	0:47,313	0:47,121	0:46,625	0:47,211	0:47,096	0:46,950	0:46,853	0:47,048	0:47,057	0:48,663	0:52,325	0:48,461
Lap 13	0:49,299	0:47,586	0:47,104	0:47,442	0:47,392	0:47,451	0:47,679	0:49,191	0:51,693	0:48,245	0:49,195	0:49,240



DEUTSCHE KART-MEISTERSCHAFT

Round 1: 12 - 14 / 04 / 2019

SOUTH GARDA - LONATO (ITA)



DMSB RegNr 97-19

R 9 DSKC (KZ2) Heat 3 A < > B

Fahrername Driver	Himmels Yannik	Fredriksson Lucas	Dresen Andreas	Elter Marc	Lauren- Alexander	Graf Adrian	Preibisch Marius	Scheffer Niklas	Mnombeli Mihlali	De Santis Raffaele
schnellste Runde in Runde	0:46,924 Rn. 11	0:47,186 Rn. 10	0:47,364 Rn. 8	0:46,961 Rn. 8	0:47,377 Rn. 5	0:47,944 Rn. 5	0:48,612 Rn. 3	0:53,618 Rn. 1	0:54,011 Rn. 1	
Speed	92,1 km/h	91,6 km/h	91,2 km/h	92,0 km/h	91,2 km/h	90,1 km/h	88,9 km/h	80,6 km/h	80,0 km/h	
Lap 1	0:53,003	0:52,880	0:53,759	1:16,031	0:52,222	0:53,548	0:54,212	0:53,618	0:54,011	
Lap 2	0:48,753	0:49,406	0:49,442	0:47,625	0:48,446	0:49,016	0:49,889			
Lap 3	0:48,841	0:48,040	0:48,315	0:47,359	0:47,817	0:48,004	0:48,612			
Lap 4	0:48,588	0:47,560	0:47,677	0:47,040	0:49,294	0:48,086	0:53,150			
Lap 5	0:47,559	0:47,615	0:47,519	0:47,436	0:47,377	0:47,944				
Lap 6	0:47,843	0:48,292	0:48,627	0:47,175	0:52,202					
Lap 7	0:47,640	0:47,869	0:47,592	0:47,267						
Lap 8	0:47,246	0:48,007	0:47,364	0:46,961						
Lap 9	0:47,070	0:47,341	0:47,514	0:46,970						
Lap 10	0:47,068	0:47,186	0:47,554	0:54,272						
Lap 11	0:46,924	0:47,516								
Lap 12	1:09,413									
Lap 13	0:49,423									



DMSB RegNr: 97-19

R 9 DSKC (KZ2) Heat 3 A < > B

Ziel		Sektion 1		Sektion 2		Sektion 3	
Fahrername	Zeit	Fahrername	Zeit	Fahrername	Zeit	Fahrername	Zeit
1 397 Trefflows, Davids	0:46,472	353 Balbo, Natalia	0:18,130	306 Walter, Andre	0:14,539	381 Van Walsstijn, Senna	0:13,535
2 381 Van Walsstijn, Senna	0:46,473	381 Van Walsstijn, Senna	0:18,143	353 Balbo, Natalia	0:14,585	328 Hofmann, Benedikt	0:13,604
3 353 Balbo, Natalia	0:46,479	397 Trefflows, Davids	0:18,160	329 Villagomez, Rafael	0:14,592	311 Moitzi, Philipp	0:13,635
4 306 Walter, Andre	0:46,510	391 Funda, Marcus	0:18,162	397 Trefflows, Davids	0:14,594	333 Kapetanidis, Konstantin	0:13,648
5 329 Villagomez, Rafael	0:46,550	318 Walter, Luca	0:18,169	391 Funda, Marcus	0:14,594	397 Trefflows, Davids	0:13,668
6 311 Moitzi, Philipp	0:46,559	382 Risom, Valdemar	0:18,185	381 Van Walsstijn, Senna	0:14,603	353 Balbo, Natalia	0:13,672
7 391 Funda, Marcus	0:46,590	329 Villagomez, Rafael	0:18,200	311 Moitzi, Philipp	0:14,621	329 Villagomez, Rafael	0:13,674
8 357 Moor, Mark Villem	0:46,613	306 Walter, Andre	0:18,200	357 Moor, Mark Villem	0:14,621	306 Walter, Andre	0:13,675
9 328 Hofmann, Benedikt	0:46,665	357 Moor, Mark Villem	0:18,201	328 Hofmann, Benedikt	0:14,633	382 Risom, Valdemar	0:13,681
10 314 Kindervater, Robert	0:46,669	328 Hofmann, Benedikt	0:18,206	389 Langenbacher, Marvin	0:14,644	357 Moor, Mark Villem	0:13,681
11 333 Kapetanidis, Konstantin	0:46,680	311 Moitzi, Philipp	0:18,207	382 Risom, Valdemar	0:14,644	323 Stumpf, Stephen	0:13,701
12 382 Risom, Valdemar	0:46,705	314 Kindervater, Robert	0:18,239	314 Kindervater, Robert	0:14,649	314 Kindervater, Robert	0:13,704
13 389 Langenbacher, Marvin	0:46,717	384 Ebner, Moritz	0:18,243	307 Himmels, Yannik	0:14,686	391 Funda, Marcus	0:13,741
14 318 Walter, Luca	0:46,726	319 Elter, Marc	0:18,248	384 Ebner, Moritz	0:14,705	352 Huefing, Brio	0:13,744
15 384 Ebner, Moritz	0:46,808	352 Huefing, Brio	0:18,252	330 Bos, Jeroen	0:14,709	389 Langenbacher, Marvin	0:13,754
16 312 Colakovic, Nermin	0:46,824	312 Colakovic, Nermin	0:18,258	354 Bizzotto, Leonardo	0:14,710	398 Ferzer, Dennis	0:13,759
17 330 Bos, Jeroen	0:46,850	308 Lopez, Marc	0:18,268	319 Elter, Marc	0:14,712	384 Ebner, Moritz	0:13,765
18 398 Ferzer, Dennis	0:46,852	333 Kapetanidis, Konstantin	0:18,272	308 Lopez, Marc	0:14,718	308 Lopez, Marc	0:13,769
19 308 Lopez, Marc	0:46,902	325 Dam, Benjamin	0:18,274	333 Kapetanidis, Konstantin	0:14,720	312 Colakovic, Nermin	0:13,770
20 352 Huefing, Brio	0:46,910	330 Bos, Jeroen	0:18,281	398 Ferzer, Dennis	0:14,748	318 Walter, Luca	0:13,772
21 307 Himmels, Yannik	0:46,924	389 Langenbacher, Marvin	0:18,294	318 Walter, Luca	0:14,749	307 Himmels, Yannik	0:13,779
22 354 Bizzotto, Leonardo	0:46,934	398 Ferzer, Dennis	0:18,294	334 Clevert, Lauren-Alexander	0:14,749	330 Bos, Jeroen	0:13,780
23 323 Stumpf, Stephen	0:46,944	323 Stumpf, Stephen	0:18,302	322 Fredriksson, Lucas	0:14,760	325 Dam, Benjamin	0:13,819
24 325 Dam, Benjamin	0:46,954	354 Bizzotto, Leonardo	0:18,305	312 Colakovic, Nermin	0:14,780	317 Dresen, Andreas	0:13,834
25 319 Elter, Marc	0:46,961	307 Himmels, Yannik	0:18,368	323 Stumpf, Stephen	0:14,781	354 Bizzotto, Leonardo	0:13,846
26 322 Fredriksson, Lucas	0:47,186	322 Fredriksson, Lucas	0:18,449	325 Dam, Benjamin	0:14,797	319 Elter, Marc	0:13,867
27 317 Dresen, Andreas	0:47,364	317 Dresen, Andreas	0:18,557	352 Huefing, Brio	0:14,805	335 Beyerlein, Patrick	0:13,888
28 334 Clevert, Lauren-Alexander	0:47,377	335 Beyerlein, Patrick	0:18,560	317 Dresen, Andreas	0:14,898	384 Clevert, Lauren-Alexander	0:13,901
29 335 Beyerlein, Patrick	0:47,418	358 Graf, Adrian	0:18,582	335 Beyerlein, Patrick	0:14,900	322 Fredriksson, Lucas	0:13,902
30 358 Graf, Adrian	0:47,944	334 Clevert, Lauren-Alexander	0:18,605	358 Graf, Adrian	0:14,951	358 Graf, Adrian	0:14,012
31 387 Preibisch, Marius	0:48,612	387 Preibisch, Marius	0:18,858	387 Preibisch, Marius	0:15,225	387 Preibisch, Marius	0:14,529
32 321 Scheffer, Niklas	0:53,618	393 Mnombeli, Mithlali	0:21,427	321 Scheffer, Niklas	0:16,475	321 Scheffer, Niklas	0:15,334
33 393 Mnombeli, Mithlali	0:54,011	321 Scheffer, Niklas	0:21,809	393 Mnombeli, Mithlali	0:16,552	393 Mnombeli, Mithlali	0:16,032
34 320 De Santis, Raffaele		320 De Santis, Raffaele		320 De Santis, Raffaele		320 De Santis, Raffaele	






DEUTSCHE KART-MEISTERSCHAFT

Round 1: 12 - 14 / 04 / 2019

SOUTH GARDA - LONATO (ITA)

DMSB

DMSB RegNr 97-19

R 9 DSKC (KZ2) Heat 3 A < > B

Die schnellsten Zeiten

Ort	Nr. Fahrername	Zeit	Streckenl.	Ø Speed
Ziel	397 Trefilovs, Davids	0:46,422	1200 m	93,1 km/h
Sektion 1	353 Balbo, Natalia	0:18,130	531 m	105,4 km/h
Sektion 2	306 Waller, Andre	0:14,539	390 m	96,6 km/h
Sektion 3	381 Van Walstijn, Senna	0:13,535	279 m	74,2 km/h

	Smr.314 Kindervater, Robert DEU BIREL ART RACING KSW theoretisch mögliche Bestzeit 0:46,592	Smr.329 Villagomez, Rafael MEX BIREL ART RACING KSW theoretisch mögliche Bestzeit 0:46,466	Smr.397 Trefilovs, Davids DEU SRP Racing Team theoretisch mögliche Bestzeit 0:46,422	Smr.381 Van Walstijn, Senna NLD SP Motor Sport theoretisch mögliche Bestzeit 0:46,281	Smr.353 Balbo, Natalia ITA N.G.M. MOTORSPORT theoretisch mögliche Bestzeit 0:46,387
best	0:46,669 0:18,239 0:14,649 0:13,704	0:46,550 0:18,200 0:14,592 0:13,674	0:46,422 0:18,160 0:14,594 0:13,668	0:46,423 0:18,143 0:14,603 0:13,535	0:46,479 0:18,130 0:14,585 0:13,672
Runde 1	0:50,770 0:20,982 0:15,379 0:14,359	0:50,684 0:20,698 0:15,414 0:14,572	0:50,938 0:20,967 0:15,255 0:14,716	0:50,143 0:20,727 0:15,161 0:14,255	0:49,943 0:20,534 0:15,232 0:14,177
Runde 2	0:47,558 0:18,607 0:14,940 0:14,011	0:47,560 0:18,632 0:14,922 0:14,006	0:47,581 0:18,504 0:14,960 0:14,117	0:47,420 0:18,492 0:15,030 0:13,898	0:47,422 0:18,520 0:14,890 0:14,012
Runde 3	0:46,995 0:18,404 0:14,792 0:13,799	0:47,101 0:18,391 0:14,766 0:13,944	0:47,149 0:18,499 0:14,826 0:13,824	0:47,033 0:18,387 0:14,796 0:13,850	0:47,152 0:18,491 0:14,884 0:13,777
Runde 4	0:46,737 0:18,239 0:14,704 0:13,794	0:46,831 0:18,236 0:14,832 0:13,763	0:46,831 0:18,289 0:14,765 0:13,777	0:46,698 0:18,316 0:14,717 0:13,665	0:46,688 0:18,223 0:14,669 0:13,796
Runde 5	0:46,894 0:18,282 0:14,786 0:13,826	0:46,751 0:18,300 0:14,703 0:13,748	0:46,697 0:18,210 0:14,736 0:13,751	0:46,487 0:18,205 0:14,623 0:13,659	0:46,529 0:18,216 0:14,617 0:13,696
Runde 6	0:46,858 0:18,302 0:14,758 0:13,798	0:46,719 0:18,242 0:14,695 0:13,782	0:46,775 0:18,188 0:14,800 0:13,787	0:51,183 0:18,200 0:19,279 0:13,704	0:50,798 0:18,471 0:18,474 0:13,853
Runde 7	0:46,669 0:18,245 0:14,649 0:13,775	0:46,619 0:18,200 0:14,592 0:13,827	0:46,847 0:18,384 0:14,729 0:13,734	0:46,513 0:18,143 0:14,761 0:13,609	0:46,524 0:18,130 0:14,672 0:13,722
Runde 8	0:46,738 0:18,326 0:14,657 0:13,755	0:46,788 0:18,344 0:14,666 0:13,778	0:46,422 0:18,160 0:14,594 0:13,668	0:46,423 0:18,248 0:14,603 0:13,572	0:46,796 0:18,137 0:14,721 0:13,938
Runde 9	0:46,792 0:18,304 0:14,759 0:13,729	0:46,795 0:18,345 0:14,667 0:13,783	0:46,773 0:18,328 0:14,766 0:13,679	0:46,833 0:18,415 0:14,695 0:13,723	0:47,303 0:18,784 0:14,681 0:13,838
Runde 10	0:46,718 0:18,283 0:14,680 0:13,755	0:47,296 0:18,695 0:14,752 0:13,849	0:47,328 0:18,608 0:14,896 0:13,824	0:46,488 0:18,236 0:14,679 0:13,573	0:46,510 0:18,190 0:14,648 0:13,672
Runde 11	0:46,671 0:18,302 0:14,665 0:13,704	0:46,728 0:18,281 0:14,686 0:13,761	0:46,717 0:18,226 0:14,739 0:13,752	0:46,487 0:18,212 0:14,702 0:13,573	0:46,571 0:18,137 0:14,639 0:13,795
Runde 12	0:46,786 0:18,374 0:14,677 0:13,735	0:46,550 0:18,284 0:14,592 0:13,674	0:46,611 0:18,267 0:14,653 0:13,691	0:46,535 0:18,217 0:14,783 0:13,535	0:46,479 0:18,164 0:14,585 0:13,730
Runde 13	0:47,369 0:18,336 0:15,263 0:13,770	0:47,301 0:18,257 0:15,160 0:13,884	0:48,028 0:18,247 0:14,972 0:14,809	0:47,089 0:18,194 0:15,023 0:13,872	0:47,670 0:18,144 0:15,530 0:13,996






DEUTSCHE KART-MEISTERSCHAFT

Round 1: 12 - 14 / 04 / 2019

SOUTH GARDA - LONATO (ITA)



DMSB RegNr 97-19

R 9 DSXC (KZ2) Heat 3 A < > B

Die schnellsten Zeiten

Ort	Nr. Fahrername	Streckenl.	Zeit	Ø Speed
Ziel	397 Trefilows,David	1200 m	0:46,422	93,1 km/h
Sektion 1	353 Balbo,Natalia	531 m	0:18,130	105,4 km/h
Sektion 2	306 Walter,Andre	390 m	0:14,539	96,6 km/h
Sektion 3	381 Van Walstijn,Senna	279 m	0:13,535	74,2 km/h

	Snr.333 Kapetanidis,Konstantin DEU Valier Motorsport			Snr.306 Walter,Andre DEU Solgat Motorsport			Snr.311 Moitzi,Philipp AUT KSB Racing Team			Snr.384 Ebner,Moritz ITA Markus Ebner			Snr.391 Funda,Marcus AUT ZANCHI MOTORSPORT							
	theoretisch mögliche Bestzeit	Ziel	Sektion 3	theoretisch mögliche Bestzeit	Ziel	Sektion 3	theoretisch mögliche Bestzeit	Ziel	Sektion 3	theoretisch mögliche Bestzeit	Ziel	Sektion 3	theoretisch mögliche Bestzeit	Ziel	Sektion 3					
best	0:46,680	0:18,272	0:14,720	0:13,648	0:46,510	0:18,200	0:14,539	0:13,675	0:46,559	0:18,207	0:14,621	0:13,635	0:46,808	0:18,243	0:14,705	0:13,765	0:46,590	0:18,162	0:14,594	0:13,741
Runde 1	0:50,665	0:20,675	0:15,478	0:14,512	0:50,633	0:20,416	0:15,444	0:14,773	0:51,813	0:21,229	0:15,782	0:14,802	0:50,705	0:20,716	0:15,380	0:14,609	0:52,919	0:22,088	0:16,359	0:14,472
Runde 2	0:47,658	0:18,546	0:14,981	0:14,131	0:48,180	0:18,688	0:15,006	0:14,486	0:47,676	0:18,833	0:14,921	0:13,922	0:48,412	0:18,889	0:15,035	0:14,488	0:48,207	0:18,855	0:15,333	0:14,019
Runde 3	0:47,253	0:18,505	0:14,934	0:13,814	0:47,876	0:19,295	0:14,760	0:13,821	0:47,034	0:18,586	0:14,687	0:13,761	0:47,294	0:18,471	0:14,964	0:13,859	0:47,993	0:19,053	0:15,033	0:13,907
Runde 4	0:46,994	0:18,373	0:14,855	0:13,766	0:46,820	0:18,305	0:14,688	0:13,827	0:46,797	0:18,292	0:14,682	0:13,823	0:46,977	0:18,329	0:14,841	0:13,807	0:47,459	0:18,359	0:15,141	0:13,959
Runde 5	0:46,815	0:18,316	0:14,755	0:13,744	0:46,675	0:18,266	0:14,653	0:13,756	0:46,958	0:18,283	0:14,761	0:13,914	0:46,970	0:18,298	0:14,806	0:13,866	0:46,590	0:18,216	0:14,633	0:13,741
Runde 6	0:47,129	0:18,287	0:15,062	0:13,780	0:47,502	0:18,401	0:15,014	0:14,087	0:47,720	0:18,466	0:15,167	0:14,087	0:47,309	0:18,250	0:15,100	0:13,959	0:46,695	0:18,170	0:14,715	0:13,810
Runde 7	0:46,842	0:18,297	0:14,815	0:13,730	0:46,805	0:18,342	0:14,695	0:13,768	0:46,710	0:18,247	0:14,652	0:13,811	0:47,246	0:18,243	0:15,067	0:13,936	0:46,700	0:18,348	0:14,594	0:13,758
Runde 8	0:47,813	0:18,337	0:14,798	0:14,678	0:46,878	0:18,363	0:14,782	0:13,733	0:47,402	0:18,496	0:15,117	0:13,789	0:46,826	0:18,296	0:14,765	0:13,765	0:46,665	0:18,172	0:14,696	0:13,797
Runde 9	0:46,884	0:18,272	0:14,878	0:13,734	0:47,125	0:18,200	0:14,720	0:14,205	0:47,159	0:18,207	0:14,712	0:14,240	0:47,216	0:18,258	0:14,739	0:14,219	0:46,694	0:18,237	0:14,649	0:13,808
Runde 10	0:46,823	0:18,362	0:14,720	0:13,741	0:46,510	0:18,235	0:14,539	0:13,736	0:46,671	0:18,295	0:14,621	0:13,755	0:46,808	0:18,285	0:14,705	0:13,818	0:46,612	0:18,162	0:14,676	0:13,774
Runde 11	0:46,808	0:18,273	0:14,778	0:13,757	0:46,619	0:18,255	0:14,689	0:13,675	0:46,887	0:18,280	0:14,650	0:13,957	0:47,479	0:18,291	0:15,068	0:14,120	0:46,732	0:18,166	0:14,787	0:13,779
Runde 12	0:46,680	0:18,295	0:14,737	0:13,648	0:46,740	0:18,290	0:14,753	0:13,697	0:46,559	0:18,302	0:14,622	0:13,635	0:47,483	0:18,566	0:14,969	0:13,948	0:47,158	0:18,270	0:14,818	0:14,070
Runde 13	0:47,471	0:18,357	0:15,305	0:13,809	0:47,448	0:18,228	0:15,374	0:13,846	0:48,205	0:18,337	0:15,474	0:14,394	0:47,817	0:18,514	0:15,407	0:13,896	0:48,244	0:18,407	0:15,435	0:14,402





DEUTSCHE KART-MEISTERSCHAFT

Round 1: 12 - 14 / 04 / 2019

SOUTH GARDA - LONATO (ITA)




DMSB

DMSB RegNr 97-19

R 9 DSXC (KZ2) Heat 3 A < > B

Die schnellsten Zeiten

Ort	Nr. Fahrername	Streckenkil.	Zeit	Ø Speed
Ziel	397 Trefilows,David	1200 m	0:46,422	93,1 km/h
Sektion 1	353 Balbo,Natalia	531 m	0:18,130	105,4 km/h
Sektion 2	306 Waller,Andre	390 m	0:14,539	96,6 km/h
Sektion 3	381 Van Walstijn,Senna	279 m	0:13,535	74,2 km/h

	Smr.318 Walter, Luca DEU Luca Walter	Smr.389 Langenbacher, Marvin DEU RS Motorsport	Smr.382 Risom, Valdemar DNK RS Competition	Smr.325 Dum, Benjamin AUT BIREL ART RACING KSW	Smr.357 Moor, Mark Villem EST CPB SPORT
	theoretisch mögliche Bestzeit 0:46,690	theoretisch mögliche Bestzeit 0:46,692	theoretisch mögliche Bestzeit 0:46,510	theoretisch mögliche Bestzeit 0:46,890	theoretisch mögliche Bestzeit 0:46,503
best	Ziel Sektion 1 Sektion 2 Sektion 3 0:46,726 0:18,169 0:14,749 0:13,772	Ziel Sektion 1 Sektion 2 Sektion 3 0:46,717 0:18,294 0:14,644 0:13,754	Ziel Sektion 1 Sektion 2 Sektion 3 0:46,705 0:18,185 0:14,644 0:13,681	Ziel Sektion 1 Sektion 2 Sektion 3 0:46,954 0:18,274 0:14,797 0:13,819	Ziel Sektion 1 Sektion 2 Sektion 3 0:46,613 0:18,201 0:14,621 0:13,681
Runde 1	0:51,116 0:20,727 0:15,783 0:14,606	0:51,607 0:21,226 0:15,770 0:14,611	0:50,819 0:20,671 0:15,522 0:14,626	0:51,727 0:21,476 0:15,769 0:14,482	0:52,946 0:21,399 0:16,376 0:15,171
Runde 2	0:48,029 0:18,835 0:15,163 0:14,031	0:48,198 0:18,703 0:15,459 0:14,036	0:48,044 0:18,524 0:15,207 0:14,313	0:48,645 0:18,740 0:15,772 0:14,133	0:48,297 0:18,795 0:15,394 0:14,108
Runde 3	0:48,366 0:19,481 0:14,981 0:13,904	0:47,864 0:18,978 0:15,015 0:13,871	0:47,497 0:18,767 0:14,868 0:13,862	0:47,893 0:18,941 0:15,018 0:13,934	0:47,584 0:18,417 0:15,070 0:14,097
Runde 4	0:46,945 0:18,310 0:14,809 0:13,826	0:47,159 0:18,420 0:14,815 0:13,924	0:47,024 0:18,333 0:14,775 0:13,916	0:47,405 0:18,573 0:14,866 0:13,966	0:47,217 0:18,401 0:15,010 0:13,806
Runde 5	0:46,876 0:18,293 0:14,811 0:13,772	0:47,047 0:18,472 0:14,787 0:13,788	0:47,062 0:18,271 0:14,729 0:14,062	0:47,156 0:18,367 0:14,880 0:13,909	0:47,522 0:18,593 0:14,942 0:13,987
Runde 6	0:47,127 0:18,282 0:14,825 0:14,020	0:47,099 0:18,420 0:14,800 0:13,879	0:47,501 0:18,273 0:15,319 0:13,909	0:47,276 0:18,274 0:15,118 0:13,884	0:47,261 0:18,409 0:14,967 0:13,885
Runde 7	0:46,834 0:18,278 0:14,778 0:13,778	0:46,783 0:18,295 0:14,721 0:13,767	0:46,787 0:18,185 0:14,736 0:13,866	0:47,112 0:18,464 0:14,797 0:13,851	0:47,012 0:18,208 0:15,037 0:13,767
Runde 8	0:46,922 0:18,190 0:14,955 0:13,777	0:46,717 0:18,302 0:14,644 0:13,771	0:46,971 0:18,561 0:14,729 0:13,681	0:47,019 0:18,365 0:14,821 0:13,833	0:46,651 0:18,201 0:14,658 0:13,792
Runde 9	0:47,328 0:18,202 0:14,874 0:14,252	0:47,280 0:18,334 0:14,793 0:14,153	0:48,008 0:18,240 0:14,694 0:15,074	0:46,954 0:18,291 0:14,844 0:13,819	0:46,615 0:18,266 0:14,650 0:13,699
Runde 10	0:46,901 0:18,319 0:14,790 0:13,792	0:46,804 0:18,356 0:14,694 0:13,754	0:46,772 0:18,356 0:14,644 0:13,772	0:47,040 0:18,395 0:14,804 0:13,841	0:46,613 0:18,227 0:14,621 0:13,765
Runde 11	0:46,726 0:18,169 0:14,749 0:13,808	0:46,828 0:18,294 0:14,721 0:13,813	0:46,705 0:18,214 0:14,749 0:13,742	0:47,200 0:18,473 0:14,883 0:13,844	0:46,974 0:18,203 0:15,050 0:13,721
Runde 12	0:47,171 0:18,322 0:14,900 0:13,949	0:46,961 0:18,384 0:14,784 0:13,793	0:47,313 0:18,371 0:14,965 0:13,977	0:47,121 0:18,423 0:14,847 0:13,851	0:46,625 0:18,308 0:14,636 0:13,681
Runde 13	0:48,691 0:18,509 0:15,813 0:14,369	0:48,406 0:18,308 0:15,851 0:14,247	0:49,299 0:18,814 0:16,272 0:14,213	0:47,586 0:18,459 0:14,958 0:14,169	0:47,104 0:18,258 0:15,061 0:13,785





DEUTSCHE KART-MEISTERSCHAFT

Round 1: 12 - 14 / 04 / 2019

SOUTH GARDA - LONATO (ITA)




DMSB RegNr 97-19

R 9 DSKC (KZ2) Heat 3 A < > B

Die schnellsten Zeiten

Ort	Nr. Fahrername	Zeit	Streckenl.	Ø Speed
Ziel	397 Treflows,David	0:46,422	1200 m	93,1 km/h
Sektion 1	353 Balbo, Natalia	0:18,130	531 m	105,4 km/h
Sektion 2	306 Waller, Andre	0:14,539	390 m	96,6 km/h
Sektion 3	381 Van Walstijn, Sena	0:13,535	279 m	74,2 km/h

	Smr.323 Stumpf,Stephen DEU Solgat Motorsport			Smr.312 Colakovic,Nermin DEU Solgat Motorsport			Smr.330 Bos,Jeroen NLD CRG Holland			Smr.328 Hofmann,Benedikt DEU BIREL-ART RACING KSW			Smr.398 Fetzer,Dennis DEU SRP Racing Team							
	theoretisch mögliche Bestzeit	Sektion 1	Sektion 2	Sektion 3	theoretisch mögliche Bestzeit	Sektion 1	Sektion 2	Sektion 3	theoretisch mögliche Bestzeit	Sektion 1	Sektion 2	Sektion 3	theoretisch mögliche Bestzeit	Sektion 1	Sektion 2	Sektion 3				
best	0:46,944	0:18,302	0:14,781	0:13,701	0:46,824	0:18,258	0:14,780	0:13,770	0:46,850	0:18,281	0:14,709	0:13,780	0:46,665	0:18,206	0:14,633	0:13,604	0:46,852	0:18,294	0:14,748	0:13,759
Runde 1	0:52,063	0:21,305	0:16,404	0:14,354	0:53,379	0:21,690	0:16,567	0:15,122	0:53,155	0:21,570	0:16,588	0:14,997	0:54,337	0:22,514	0:16,646	0:15,177	0:50,715	0:20,567	0:15,409	0:14,739
Runde 2	0:48,606	0:19,205	0:15,342	0:14,059	0:48,490	0:18,858	0:15,546	0:14,086	0:48,541	0:19,297	0:15,267	0:13,977	0:48,628	0:19,161	0:15,116	0:14,351	0:49,704	0:18,765	0:14,968	0:15,971
Runde 3	0:47,934	0:18,834	0:15,146	0:13,954	0:48,184	0:18,502	0:15,082	0:14,600	0:47,916	0:18,597	0:14,897	0:14,422	0:47,375	0:18,581	0:14,968	0:13,826	0:49,115	0:19,795	0:15,273	0:14,047
Runde 4	0:47,877	0:18,440	0:15,169	0:14,268	0:47,288	0:18,309	0:14,963	0:14,016	0:47,548	0:18,405	0:14,951	0:14,192	0:48,111	0:18,807	0:15,212	0:14,092	0:47,785	0:18,501	0:15,229	0:14,055
Runde 5	0:47,420	0:18,536	0:14,925	0:13,959	0:47,619	0:18,554	0:14,870	0:14,195	0:48,262	0:18,940	0:15,256	0:14,066	0:47,682	0:18,209	0:15,047	0:14,426	0:47,604	0:18,804	0:14,866	0:13,934
Runde 6	0:47,239	0:18,484	0:14,956	0:13,799	0:47,629	0:18,572	0:15,250	0:13,807	0:47,598	0:18,364	0:15,376	0:13,858	0:47,687	0:18,559	0:14,997	0:14,131	0:47,775	0:19,013	0:14,890	0:13,872
Runde 7	0:47,127	0:18,377	0:14,889	0:13,861	0:47,601	0:18,391	0:14,965	0:14,245	0:47,408	0:18,350	0:14,741	0:14,317	0:47,251	0:18,631	0:14,876	0:13,744	0:46,852	0:18,294	0:14,799	0:13,759
Runde 8	0:46,997	0:18,386	0:14,809	0:13,802	0:46,824	0:18,258	0:14,793	0:13,773	0:46,953	0:18,395	0:14,740	0:13,818	0:46,994	0:18,206	0:14,755	0:14,033	0:47,177	0:18,465	0:14,907	0:13,805
Runde 9	0:46,944	0:18,314	0:14,838	0:13,792	0:47,012	0:18,417	0:14,825	0:13,770	0:47,024	0:18,317	0:14,867	0:13,840	0:46,665	0:18,281	0:14,633	0:13,751	0:47,246	0:18,593	0:14,793	0:13,860
Runde 10	0:46,946	0:18,375	0:14,870	0:13,701	0:46,901	0:18,342	0:14,780	0:13,779	0:47,019	0:18,332	0:14,877	0:13,810	0:46,699	0:18,329	0:14,766	0:13,604	0:47,038	0:18,425	0:14,748	0:13,865
Runde 11	0:47,214	0:18,472	0:14,966	0:13,776	0:46,904	0:18,312	0:14,803	0:13,789	0:46,850	0:18,361	0:14,709	0:13,780	0:46,750	0:18,242	0:14,771	0:13,737	0:47,163	0:18,489	0:14,861	0:13,813
Runde 12	0:47,211	0:18,694	0:14,781	0:13,736	0:47,096	0:18,329	0:14,958	0:13,809	0:46,950	0:18,328	0:14,784	0:13,838	0:46,853	0:18,230	0:14,791	0:13,832	0:47,048	0:18,408	0:14,830	0:13,810
Runde 13	0:47,442	0:18,302	0:15,199	0:13,941	0:47,392	0:18,322	0:15,158	0:13,912	0:47,451	0:18,281	0:15,320	0:13,850	0:47,679	0:18,347	0:15,507	0:13,825	0:49,191	0:18,438	0:16,477	0:14,276






DEUTSCHE KART-MEISTERSCHAFT

Round 1: 12 - 14 / 04 / 2019

SOUTH GARDA - LONATO (ITA)



DMSB

DMSB RegNr 97-19

R 9 DSKC (KZ2) Heat 3 A < > B

Die schnellsten Zeiten

Ort	Nr. Fahrername	Zeit	Streckenl.	ø Speed
Ziel	397 Trefilows,David	0:46,422	1200 m	93,1 km/h
Sektion 1	353 Balbo,Natalia	0:18,130	531 m	105,4 km/h
Sektion 2	306 Waller,Andre	0:14,539	390 m	96,6 km/h
Sektion 3	381 Van Walstijn,Senna	0:13,535	279 m	74,2 km/h

	Smr.352 Hueing,Brio NLD SRP Racing Team			Smr.308 Lopez,Marc ESP CRG Keizer racing			Smr.354 Bizzotto,Leonardo ITA Marco Bizzotto			Smr.335 Beyerlein,Patrick DEU BEYMO-Kartracing			Smr.307 Himmels,Yannik DEU Valier Motorsport							
	theoretisch mögliche Bestzeit	Sektion 2	Sektion 3	theoretisch mögliche Bestzeit	Sektion 1	Sektion 2	Sektion 3	theoretisch mögliche Bestzeit	Sektion 1	Sektion 2	Sektion 3	theoretisch mögliche Bestzeit	Sektion 1	Sektion 2	Sektion 3					
best	0:46,910	0:18,252	0:14,805	0:13,744	0:46,902	0:18,268	0:14,718	0:13,769	0:46,934	0:18,305	0:14,710	0:13,846	0:47,418	0:18,560	0:14,900	0:13,888	0:46,924	0:18,368	0:14,686	0:13,779
Runde 1	0:52,662	0:21,111	0:16,762	0:14,789	0:52,744	0:21,192	0:16,402	0:15,150	0:52,576	0:21,241	0:16,901	0:14,434	0:53,785	0:21,577	0:16,461	0:15,747	0:53,003	0:21,506	0:16,638	0:14,859
Runde 2	0:48,761	0:18,672	0:15,733	0:14,356	0:48,490	0:18,944	0:15,459	0:14,087	0:49,134	0:18,864	0:15,912	0:14,358	0:49,480	0:19,249	0:15,437	0:14,794	0:48,753	0:18,724	0:15,585	0:14,444
Runde 3	0:47,554	0:18,459	0:15,059	0:14,036	0:48,148	0:18,714	0:15,205	0:14,229	0:48,360	0:18,820	0:15,073	0:14,467	0:48,770	0:19,143	0:15,310	0:14,317	0:48,841	0:19,100	0:15,052	0:14,689
Runde 4	0:47,836	0:18,506	0:15,261	0:14,069	0:48,080	0:18,392	0:15,637	0:14,051	0:47,479	0:18,380	0:14,904	0:14,195	0:47,674	0:18,608	0:14,962	0:14,104	0:48,588	0:18,950	0:15,167	0:14,471
Runde 5	0:47,179	0:18,377	0:14,870	0:13,932	0:47,706	0:18,428	0:15,188	0:14,090	0:47,905	0:18,542	0:14,830	0:14,533	0:47,684	0:18,722	0:14,995	0:13,967	0:47,559	0:18,519	0:14,837	0:14,203
Runde 6	0:47,220	0:18,619	0:14,857	0:13,744	0:47,698	0:18,320	0:15,157	0:14,221	0:47,318	0:18,534	0:14,877	0:13,907	0:47,883	0:18,593	0:14,965	0:14,325	0:47,843	0:18,589	0:15,093	0:14,161
Runde 7	0:47,120	0:18,317	0:15,000	0:13,803	0:47,280	0:18,513	0:14,838	0:13,929	0:48,648	0:18,305	0:15,323	0:15,020	0:47,554	0:18,658	0:14,958	0:13,938	0:47,640	0:18,880	0:14,810	0:13,950
Runde 8	0:46,910	0:18,252	0:14,910	0:13,748	0:47,173	0:18,344	0:14,794	0:14,035	0:47,202	0:18,441	0:14,807	0:13,954	0:47,418	0:18,560	0:14,900	0:13,958	0:47,246	0:18,629	0:14,730	0:13,887
Runde 9	0:46,936	0:18,289	0:14,903	0:13,744	0:47,334	0:18,777	0:14,718	0:13,839	0:46,949	0:18,391	0:14,710	0:13,848	0:48,236	0:19,143	0:14,987	0:14,106	0:47,070	0:18,473	0:14,686	0:13,911
Runde 10	0:46,976	0:18,298	0:14,925	0:13,753	0:47,190	0:18,380	0:14,858	0:13,952	0:47,259	0:18,469	0:14,944	0:13,846	0:47,420	0:18,595	0:14,937	0:13,888	0:47,068	0:18,448	0:14,826	0:13,794
Runde 11	0:47,470	0:18,345	0:15,095	0:14,030	0:46,902	0:18,385	0:14,748	0:13,769	0:46,934	0:18,341	0:14,715	0:13,878	0:47,520	0:18,662	0:14,925	0:13,933	0:46,924	0:18,391	0:14,754	0:13,779
Runde 12	0:47,057	0:18,358	0:14,805	0:13,894	0:48,663	0:18,268	0:15,529	0:14,866	0:52,325	0:18,333	0:14,727	0:19,265	0:48,461	0:18,662	0:15,641	0:14,158	1:09,413	0:18,368	0:21,268	0:29,777
Runde 13	0:51,693	0:18,264	0:19,386	0:14,043	0:48,245	0:18,717	0:15,522	0:14,006	0:49,195	0:19,330	0:15,476	0:14,389	0:49,240	0:19,502	0:15,526	0:14,212	0:49,423	0:19,704	0:15,666	0:14,053





DEUTSCHE KART-MEISTERSCHAFT

Round 1: 12 - 14 / 04 / 2019

SOUTH GARDA - LONATO (ITA)





DMSB

DMSB RegNr 97-19

R 9 DSKC (KZ2) Heat 3 A < > B

Die schnellsten Zeiten

Ort	Nr. Fahrername	Zeit	Streckenl.	Ø Speed
Ziel	397 Trefilows, Davids	0:46,422	1200 m	93,1 km/h
Sektion 1	353 Balbo, Natalia	0:18,130	531 m	105,4 km/h
Sektion 2	306 Waller, Andre	0:14,539	390 m	96,6 km/h
Sektion 3	381 Van Walstijn, Senna	0:13,535	279 m	74,2 km/h

	Smr.322 Fredriksson, Lucas SWE JP Racing	Smr.317 Dresen, Andreas DEU SRP Racing Team	Smr.319 Elter, Marc DEU CRG Holland	Smr.334 Clevert, Lauren-Alexander DEU Kartshop Ampfing	Smr.358 Graf, Adrian DEU Solgat Motorsport
	theoretisch mögliche Bestzeit 0:47,111	theoretisch mögliche Bestzeit 0:47,289	theoretisch mögliche Bestzeit 0:46,827	theoretisch mögliche Bestzeit 0:47,255	theoretisch mögliche Bestzeit 0:47,545
best	Ziel Sektion 1 Sektion 2 Sektion 3 0:47,186 0:18,449 0:14,760 0:13,902	Ziel Sektion 1 Sektion 2 Sektion 3 0:47,364 0:18,557 0:14,898 0:13,834	Ziel Sektion 1 Sektion 2 Sektion 3 0:46,961 0:18,248 0:14,712 0:13,867	Ziel Sektion 1 Sektion 2 Sektion 3 0:47,377 0:18,605 0:14,749 0:13,901	Ziel Sektion 1 Sektion 2 Sektion 3 0:47,944 0:18,582 0:14,951 0:14,012
Runde 1	0:52,880 0:21,396 0:16,560 0:14,924	0:53,759 0:22,161 0:16,371 0:15,227	1:16,031 0:20,933 0:40,485 0:14,613	0:52,222 0:21,663 0:15,612 0:14,947	0:53,548 0:21,709 0:16,510 0:15,329
Runde 2	0:49,406 0:19,818 0:15,351 0:14,237	0:49,442 0:19,760 0:15,309 0:14,373	0:47,625 0:18,569 0:15,045 0:14,011	0:48,446 0:19,105 0:15,274 0:14,067	0:49,016 0:18,985 0:15,554 0:14,477
Runde 3	0:48,040 0:18,703 0:15,267 0:14,070	0:48,315 0:18,846 0:15,271 0:14,198	0:47,359 0:18,457 0:14,937 0:13,965	0:47,817 0:19,133 0:14,783 0:13,901	0:48,004 0:18,881 0:15,111 0:14,012
Runde 4	0:47,560 0:18,578 0:15,031 0:13,951	0:47,677 0:18,603 0:15,058 0:14,016	0:47,040 0:18,311 0:14,811 0:13,918	0:49,294 0:19,638 0:15,541 0:14,115	0:48,086 0:18,624 0:15,143 0:14,319
Runde 5	0:47,615 0:18,610 0:14,861 0:14,144	0:47,519 0:18,611 0:15,008 0:13,900	0:47,436 0:18,595 0:14,893 0:13,948	0:47,377 0:18,605 0:14,749 0:14,023	0:47,944 0:18,582 0:15,045 0:14,317
Runde 6	0:48,292 0:18,449 0:15,336 0:14,507	0:48,627 0:18,557 0:15,008 0:15,062	0:47,175 0:18,380 0:14,786 0:14,009	0:52,202 0:19,624 0:16,579 0:15,999	0:18,603 0:14,951
Runde 7	0:47,869 0:19,045 0:14,829 0:13,995	0:47,592 0:18,709 0:15,004 0:13,879	0:47,267 0:18,509 0:14,875 0:13,883		
Runde 8	0:48,007 0:19,033 0:14,948 0:14,026	0:47,364 0:18,632 0:14,898 0:13,834	0:46,961 0:18,372 0:14,722 0:13,867		
Runde 9	0:47,341 0:18,641 0:14,760 0:13,940	0:47,514 0:18,687 0:14,970 0:13,857	0:46,970 0:18,357 0:14,712 0:13,901		
Runde 10	0:47,186 0:18,504 0:14,780 0:13,902	0:47,554 0:18,708 0:14,908 0:13,938	0:54,272 0:18,248 0:16,616 0:19,408		
Runde 11	0:47,516 0:18,541 0:15,032 0:13,943	0:20,280			
Runde 12	0:18,585				







Round 1: 12 - 14 / 04 / 2019

SOUTH GARDA - LONATO (ITA)

DEUTSCHE KART-MEISTERSCHAFT

DMSB RegNr 97-19

R 9 DSKC (K22) Heat 3 A < > B

Die schnellsten Zeiten

Ort	Nr. Fahrername	Zeit	Streckenkil.	Ø Speed
Ziel	397 Trefilovs, Davids	0:46,422	1200 m	93,1 km/h
Sektion 1	353 Balbo, Natalia	0:18,130	531 m	105,4 km/h
Sektion 2	306 Waller, Andre	0:14,539	390 m	96,6 km/h
Sektion 3	381 Van Walstijn, Senna	0:13,535	279 m	74,2 km/h

	Smr.387 Preibisch, Marius DEU Bamberger Karttracing	Smr.321 Scheffer, Niklas DEU SRP Racing Team	Smr.393 Mnombeli, Mhlahli ZAF MK Racing	Smr.320 De Santis, Raffaele ITA SRP Racing Team
theoretisch mögliche Bestzeit	0:48,612	0:53,618	theoretisch mögliche Bestzeit 0:54,011	theoretisch mögliche Bestzeit 0:00,000
Ziel	0:48,612	0:53,618	Ziel	Ziel
Sektion 1	0:18,858	0:16,475	Sektion 1	Sektion 1
Sektion 2	0:15,225	0:16,475	Sektion 2	Sektion 2
Sektion 3	0:14,529	0:15,334	Sektion 3	Sektion 3
best	0:48,612	0:21,809	0:54,011	Ziel
Runde 1	0:54,212	0:21,809	0:54,011	Sektion 1
Runde 2	0:49,889	0:16,475	0:21,427	Sektion 2
Runde 3	0:48,612	0:16,475	0:16,552	Sektion 3
Runde 4	0:53,150	0:16,167	0:16,032	Ziel
Runde 5				

R 5 DSKC (KZ2) Heat 2 A <> C

Strecke / track: 1200m

fastest Lap Luis Laurin SPECK at: 0:46,117

started: 30 classified: 29 not classified: 1 excluded: 1 not started: 3

Pos	Str. Nr.	Fahrer / Driver	Nation	Bewerber/Sponsor	Nation	Lizenz / B-Lizenz	Chassis/Motor/Reifen	Points	Penalty	Runden Laps	Gesamtzeit / Differenz	Abstand / Gap	beste Runde / best Lap	In R. / in L.	o Beschw. / u Speed
1	353	BALBO, Natalia	ITA	N.G.M. MOTORSPORT	ITA	386574 385371	FORMULA K / TM / Vego	0		13	10:09,562		0:46,172	10	92,1 km/h 93,5 km/h
2	324	FRITSCH, Valentino	DEU	BIREL ART RACING KSW	AUT	IKB1173038 BK102	Birel Art / TM / Vego	2		13	10:10,666 0:01,104	0:01,104	0:46,211	13	91,8 km/h 93,5 km/h
3	355	SPECK, Luis Laurin	DEU	Tbkart Srl.	ITA	IKB1167417 297356	Tbkart / TM / Vego	3		13	10:11,751 0:02,189	0:01,085	0:46,117	10	91,7 km/h 93,7 km/h
4	314	KINDERVATER, Robert	DEU	BIREL ART RACING KSW	AUT	IKC1133505 BK102	Birel Art / TM / Vego	4		13	10:12,750 0:03,188	0:00,999	0:46,284	10	91,5 km/h 93,3 km/h
5	359	LA MARTINA, Alessio	ITA	SRP Racing Team	DEU	406383 KBF1156791	Maranello / TM / Vego	5		13	10:13,581 0:04,019	0:00,831	0:46,322	8	91,5 km/h 93,3 km/h
6	382	RISOM, Valdemar	DNK	RS Competition	DNK	36523 36053	Tony Kart / Vortex / Vego	6		13	10:13,940 0:04,378	0:00,359	0:46,413	12	91,5 km/h 93,1 km/h
7	310	TRÖGER, Tim	DEU	Mach1 Motorsport	DEU	IKC1132554 KBF1005514	Mach1 / TM / Vego	7		13	10:15,764 0:06,202	0:01,824	0:46,497	9	91,2 km/h 92,9 km/h
8	389	LANGENBACHER, Marvin	DEU	RS Motorsport	DEU	IKC1152544 KBF1104126	CRG / TM / Vego	8		13	10:17,931 0:08,369	0:02,167	0:46,457	7	90,9 km/h 93 km/h
9	345	LAGERSTROM, Linus	SWE	Linus Lagerstrom	SWE	199409301216 199409301216	CRG / TM / Vego	9		13	10:18,755 0:09,193	0:00,824	0:46,722	6	90,8 km/h 92,5 km/h
10	320	DE SANTIS, Raffaele	ITA	SRP Racing Team	DEU	355299 KBF1156791	Maranello / TM / Vego	10		13	10:20,211 0:10,649	0:01,456	0:46,494	12	90,5 km/h 92,9 km/h
11	390	GREIF, Toni	DEU	Solgat Motorsport	DEU	IKB1096240 KBF1079882	Birel Art / TM / Vego	11		13	10:22,327 0:12,765	0:02,116	0:46,601	10	90,2 km/h 92,7 km/h
12	315	LEHNER, Franz	AUT	BIREL ART RACING KSW	AUT	JK2150 BK102	Birel Art / TM / Vego	12		13	10:24,255 0:14,693	0:01,928	0:46,669	8	90 km/h 92,6 km/h
13	323	STUMPF, Stephen	DEU	Solgat Motorsport	DEU	IKC1106930 KBF1079882	Birel Art / TM / Vego	13	5 sec.	13	10:24,338 0:14,776	0:00,083	0:46,514	11	90 km/h 92,9 km/h
14	369	DREWING, Pascal	DEU	Valier Motorsport	DEU	IKC1147574 KBF1063735	SODI / TM / Vego	14		13	10:24,756 0:15,194	0:00,418	0:46,892	11	89,9 km/h 92,1 km/h
15	308	LOPEZ, Marc	ESP	CRG Keijzer racing	IND	0014 esp 28613	CRG / TM / Vego	15		13	10:25,028 0:15,466	0:00,272	0:46,662	13	89,9 km/h 92,6 km/h
16	318	WALTER, Luca	DEU	Luca Walter	DEU	IKC1140650 IKC1140650	Alpha Karting / TM / Vego	16	5 sec.	13	10:25,435 0:15,873	0:00,407	0:46,479	12	89,8 km/h 92,9 km/h
17	383	POTMAN, Mark	IND	CRG Holland	IND	30972 15521	CRG / TM / Vego	17	5 sec.	13	10:25,998 0:16,436	0:00,563	0:46,491	13	89,7 km/h 92,9 km/h
18	356	COSTA, Francesco	ITA	Francesco Costa	ITA	370356 19A50152	SODI / TM / Vego	18		13	10:27,214 0:17,654	0:01,218	0:46,970	8	89,5 km/h 92,5 km/h
19	332	BEDNAR, Jan	CZE	GREGOR KART S.R.O.	CZE	338	CRG / TM / Vego	19		13	10:27,656 0:18,094	0:00,440	0:46,824	10	89,5 km/h 92,3 km/h
20	331	SCHRÖDER, Tim	DEU	Mach1 Motorsport	DEU	IKB1079850 t.b.a.	Mach1 / TM / Vego	20		13	10:29,017 0:19,455	0:01,361	0:46,922	9	89,3 km/h 92,1 km/h
21	352	HUETING, Brio	IND	SRP Racing Team	DEU	46098 KBF1156791	Maranello / TM / Vego	21	5 sec.	13	10:29,569 0:20,007	0:00,552	0:46,816	11	89,2 km/h 92,3 km/h
22	394	LEIBMANN, Daniel	DEU	Bamberger Kartacing	DEU	IKB1043835 KBF1197896	Lenzokart / LKE / Vego	22		13	10:30,927 0:21,365	0:01,358	0:47,296	10	89 km/h 91,9 km/h
23	316	UBER, Sebastian	DEU	RS Motorsport	DEU	IKB1117990 KBF1104126	CRG / Modena / Vego	23		13	10:33,873 0:24,311	0:02,946	0:47,445	9	88,6 km/h 91,1 km/h
24	334	CLEVERT, Lauren-Alexander	DEU	Kartshop Ampling	DEU	IKC1173645 KBF1108764	Tony Kart / TM / Vego	24	5 sec.	13	10:34,170 0:24,608	0:00,297	0:46,583	4	88,6 km/h 92,7 km/h
25	317	DRESEN, Andreas	DEU	SRP Racing Team	DEU	IKC1116375 KBF1156791	Maranello / TM / Vego	25	5 sec.	13	10:35,248 0:25,686	0:01,078	0:47,067	8	88,4 km/h 91,8 km/h
26	327	JONSSON, Lukas	SWE	JP Racing	SWE	200009017955 105	Exprit / Vortex / Vego	26	5 sec.	13	10:42,726 0:33,164	0:07,478	0:47,833	12	87,4 km/h 90,3 km/h
27	326	REIBÖCK, Lukas	AUT	BIREL ART RACING KSW	AUT	JK2158 BK102	Birel Art / TM / Vego	27	5 sec.	6	5:02,185 7 R	7 R	0:46,870	4	85,8 km/h 92,2 km/h
28	391	FUNDA, Marcus	AUT	ZANCHI MOTORSPORT	ITA	JK2051 398793	GP Racing / TM / Vego	28		5	4:06,435 8 R	1 R	0:46,860	4	87,6 km/h 92,6 km/h
29	306	WALTER, Andre	DEU	Solgat Motorsport	DEU	IKC1161930 KBF1079882	Birel Art / TM / Vego	29	5 sec.	4	3:23,125 9 R	1 R	0:46,925	3	85,1 km/h 92,1 km/h
the following drivers did not start.															
DNS	312	COLAKOVIC, Nermin	DEU	Solgat Motorsport	DEU	IKC1155480 KBF1079882	Birel Art / TM / Vego	1			DNS				
DNS	358	GRAF, Adrian	DEU	Solgat Motorsport	DEU	IKC1126334 t.b.a.	Birel Art / TM / Vego	1			DNS				
DNS	393	MNOMBELLI, Mihilali	ZAF	MK Racing	GBR	14806 273486	Tony Kart / Vortex / Vego	1			DNS				
the following drivers are disqualified															
DSQ	354	BIZZOTTO, Leonardo	ITA	Marco Bizotto	ITA	346670 295198	Kart Republic / IAME / Vego	2			DSQ	disqualified			

StNr. 352,334,317,327,306,318,383,323,326 5 sec penalty Frontfaring
StNr. 354 Disqualifikation from the Heat

Rennleitung: Pasquale Lupoli Racedirektor: Horst Seidel
Sportkommissare: Nikolas Spaderna / Ulrich Bell / Paola Acerbi
Techn. Kommissare: Hans-Jürgen Dangers / M. Grasshoff / C. Schmidt
Zeitnahme: KART-DATA timing service Franz Schieszler

Zeitnahme / timekeeping

control 
Franz Schieszler

freigegeben: 15:37:39






DEUTSCHE KART-MEISTERSCHAFT

Round 1: 12 - 14 / 04 / 2019

SOUTH GARDA - LONATO (ITA)



DMSB RegNr 97-19

R 5 DSKC (K22) Heat 2 A < > C

Fahrername Driver	Balbo Natalia	Fritsch Valentino	Speck Luis Laurin	Kindervater Robert	La Martina Alessio	Risom Valdemar	Tröger Tim	Langenbacher Marvin	Lagerstrom Linus	De Santis Raffaele	Greif Toni	Lehner Franz
schnellste Runde in Runde	0:46,172 Rn. 10	0:46,211 Rn. 13	0:46,117 Rn. 10	0:46,284 Rn. 10	0:46,322 Rn. 8	0:46,413 Rn. 12	0:46,497 Rn. 9	0:46,457 Rn. 7	0:46,722 Rn. 6	0:46,494 Rn. 12	0:46,601 Rn. 10	0:46,669 Rn. 8
Speed	93,6 km/h	93,5 km/h	93,7 km/h	93,3 km/h	93,3 km/h	93,1 km/h	92,9 km/h	93,0 km/h	92,5 km/h	92,9 km/h	92,7 km/h	92,6 km/h
Lap 1	0:49,566	0:49,466	0:49,952	0:49,473	0:49,916	0:49,798	0:50,898	0:50,518	0:49,613	0:51,404	0:52,768	0:53,775
Lap 2	0:47,445	0:47,568	0:47,410	0:47,518	0:47,418	0:47,397	0:47,672	0:48,472	0:48,290	0:48,113	0:47,889	0:48,762
Lap 3	0:46,842	0:47,785	0:47,209	0:47,085	0:46,975	0:47,251	0:46,888	0:47,049	0:47,114	0:47,081	0:47,139	0:47,500
Lap 4	0:46,502	0:46,614	0:46,556	0:46,608	0:46,671	0:46,625	0:46,716	0:47,008	0:46,920	0:46,719	0:47,187	0:46,800
Lap 5	0:46,452	0:46,471	0:46,509	0:46,398	0:46,850	0:46,553	0:47,051	0:46,764	0:47,589	0:46,700	0:47,107	0:47,174
Lap 6	0:46,403	0:46,469	0:46,472	0:46,657	0:46,567	0:46,510	0:46,557	0:46,782	0:46,722	0:48,959	0:47,210	0:46,901
Lap 7	0:46,352	0:46,409	0:46,790	0:46,946	0:46,528	0:46,640	0:46,596	0:46,457	0:46,931	0:47,515	0:47,155	0:47,038
Lap 8	0:46,315	0:46,392	0:46,686	0:46,820	0:46,322	0:46,455	0:46,620	0:46,620	0:46,929	0:46,747	0:47,011	0:46,669
Lap 9	0:46,230	0:46,310	0:46,755	0:47,196	0:47,188	0:46,872	0:46,497	0:46,691	0:46,983	0:46,611	0:47,309	0:46,823
Lap 10	0:46,172	0:46,372	0:46,117	0:46,284	0:46,543	0:46,707	0:46,704	0:46,583	0:47,201	0:46,588	0:46,601	0:46,933
Lap 11	0:46,294	0:46,227	0:46,129	0:46,352	0:46,395	0:46,421	0:46,641	0:46,589	0:46,832	0:46,532	0:46,716	0:46,776
Lap 12	0:46,250	0:46,216	0:46,259	0:46,435	0:46,377	0:46,413	0:46,538	0:46,746	0:46,881	0:46,494	0:46,635	0:46,987
Lap 13	0:46,438	0:46,211	0:46,290	0:46,345	0:46,528	0:46,497	0:46,696	0:46,823	0:47,061	0:46,691	0:46,713	0:46,931







Round 1: 12 - 14 / 04 / 2019

SOUTH GARDA - LONATO (ITA)

DEUTSCHE KART-MEISTERSCHAFT



DMSB RegNr 97-19

R 5 DSKC (KZ2) Heat 2 A < > C

Fahrername Driver	Stumpf Stephen	Drawing Pascal	Lopez Marrc	Walter Luca	Potman Mark	Costa Francesco	Bednar Jan	Schröder Tim	Huetting Brio	Leibmann Daniel	Uber Sebastian	Lauren- Alexander
schnellste Runde in Runde	0:46,514 Rn. 11	0:46,892 Rn. 11	0:46,662 Rn. 13	0:46,479 Rn. 12	0:46,491 Rn. 13	0:46,970 Rn. 8	0:46,824 Rn. 10	0:46,922 Rn. 9	0:46,816 Rn. 11	0:47,296 Rn. 10	0:47,445 Rn. 9	0:46,583 Rn. 4
Speed	92,9 km/h	92,1 km/h	92,6 km/h	92,9 km/h	92,9 km/h	92,0 km/h	92,3 km/h	92,1 km/h	92,3 km/h	91,3 km/h	91,1 km/h	92,7 km/h
Lap 1	0:50,745	0:52,509	0:52,726	0:50,678	0:52,226	0:53,578	0:53,739	0:53,958	0:52,227	0:53,090	0:54,192	0:51,154
Lap 2	0:48,308	0:47,899	0:48,141	0:48,187	0:48,304	0:48,906	0:48,054	0:48,947	0:47,874	0:49,265	0:49,164	0:47,933
Lap 3	0:47,085	0:47,249	0:47,406	0:47,078	0:47,196	0:48,180	0:47,670	0:47,936	0:47,241	0:47,691	0:48,687	0:47,005
Lap 4	0:47,288	0:47,979	0:47,022	0:46,838	0:46,891	0:47,099	0:46,932	0:47,346	0:47,325	0:47,482	0:47,938	0:46,583
Lap 5	0:46,701	0:47,387	0:47,405	0:46,990	0:46,812	0:47,367	0:49,884	0:47,382	0:47,060	0:47,588	0:47,821	0:47,649
Lap 6	0:47,653	0:46,993	0:47,188	0:48,808	0:47,224	0:47,319	0:47,187	0:47,267	0:46,879	0:47,484	0:47,751	0:48,001
Lap 7	0:47,400	0:47,042	0:47,538	0:47,572	0:47,197	0:47,366	0:47,435	0:47,542	0:47,447	0:47,588	0:47,675	0:48,021
Lap 8	0:46,719	0:47,136	0:46,995	0:47,200	0:47,785	0:46,970	0:46,962	0:47,520	0:47,098	0:47,474	0:47,697	0:49,217
Lap 9	0:46,646	0:47,293	0:46,761	0:46,625	0:46,701	0:47,052	0:47,054	0:46,922	0:48,004	0:47,529	0:47,445	0:47,344
Lap 10	0:46,630	0:47,088	0:47,013	0:46,671	0:46,719	0:46,991	0:46,824	0:47,061	0:47,154	0:47,296	0:47,562	0:47,551
Lap 11	0:46,514	0:46,892	0:47,259	0:46,622	0:46,618	0:47,323	0:47,698	0:47,164	0:46,816	0:47,929	0:47,510	0:49,437
Lap 12	0:46,638	0:47,765	0:46,936	0:46,479	0:46,645	0:47,094	0:46,872	0:47,023	0:47,445	0:47,384	0:47,524	0:47,372
Lap 13	0:46,741	0:47,003	0:46,662	0:46,576	0:46,491	0:47,083	0:47,125	0:47,202	0:46,988	0:47,372	0:47,468	0:48,470







DEUTSCHE KART-MEISTERSCHAFT

Round 1: 12 - 14 / 04 / 2019

SOUTH GARDA - LONATO (ITA)





DMSB

DMSB RegNr 97-19

R 5 DSKC (K22) Heat 2 A < > C


Fahrername Driver	Dresen Andreas	Jonsson Lukas	Reiböck Lukas	Funda Marcus	Walter Andre	Colakovic Nermin
schnellste Runde in Runde	0:47,067 Rn. 8	0:47,833 Rn. 12	0:46,870 Rn. 4	0:46,860 Rn. 4	0:46,925 Rn. 3	
Speed	91,8 km/h	90,3 km/h	92,2 km/h	92,2 km/h	92,1 km/h	
Lap 1	0:53,413	0:54,166	0:53,636	0:52,591	0:50,739	
Lap 2	0:49,646	0:49,267	0:48,466	0:47,829	0:48,469	
Lap 3	0:48,418	0:48,392	0:47,564	0:46,984	<u>0:46,925</u>	
Lap 4	0:47,454	0:48,177	<u>0:46,870</u>	<u>0:46,860</u>	0:47,056	
Lap 5	0:47,501	0:48,047	0:47,674	0:48,167		
Lap 6	0:47,243	0:47,845	0:48,695			
Lap 7	0:47,578	0:47,954				
Lap 8	<u>0:47,067</u>	0:47,998				
Lap 9	0:47,260	0:48,063				
Lap 10	0:47,091	0:47,960				
Lap 11	0:47,411	0:48,036				
Lap 12	0:47,167	<u>0:47,833</u>				
Lap 13	0:47,227	0:48,026				

DEUTSCHE KART-MEISTERSCHAFT

Round 1: 12 - 14 / 04 / 2019

SOUTH GARDA - LONATO (ITA)



DMSB

DMSB RegNr:97-19

R 5 DSKG (KZ2) Heat 2 A < > C

Ziel		Sektion 1		Sektion 2		Sektion 3	
Fahrername	Zeit	Fahrername	Zeit	Fahrername	Zeit	Fahrername	Zeit
1 355 Speck,Luis Laurin	0:46,117	324 Fritsch,Valentino	0:18,061	320 De Santis,Raffaele	0:14,462	355 Speck,Luis Laurin	0:13,537
2 353 Balbo,Natalia	0:46,172	359 La Martina,Alessio	0:18,062	355 Speck,Luis Laurin	0:14,468	314 Kindervater,Robert	0:13,545
3 324 Fritsch,Valentino	0:46,211	355 Speck,Luis Laurin	0:18,083	353 Balbo,Natalia	0:14,471	353 Balbo,Natalia	0:13,576
4 314 Kindervater,Robert	0:46,284	353 Balbo,Natalia	0:18,092	324 Fritsch,Valentino	0:14,492	382 Risom,Valdemar	0:13,621
5 359 La Martina,Alessio	0:46,322	334 Clevert,Lauren-Alexandre	0:18,128	382 Risom,Valdemar	0:14,525	324 Fritsch,Valentino	0:13,631
6 382 Risom,Valdemar	0:46,413	382 Risom,Valdemar	0:18,136	314 Kindervater,Robert	0:14,554	323 Stumpf,Stephen	0:13,645
7 389 Langenbacher,Marvin	0:46,457	318 Walter,Luca	0:18,146	354 Bizzotto,Leonardo	0:14,558	359 La Martina,Alessio	0:13,646
8 318 Walter,Luca	0:46,479	354 Bizzotto,Leonardo	0:18,153	383 Potman,Mark	0:14,561	315 Lehner,Franz	0:13,646
9 383 Potman,Mark	0:46,491	314 Kindervater,Robert	0:18,154	310 Tröger,Tim	0:14,565	389 Langenbacher,Marvin	0:13,659
10 320 De Santis,Raffaele	0:46,494	320 De Santis,Raffaele	0:18,157	389 Langenbacher,Marvin	0:14,583	310 Tröger,Tim	0:13,668
11 310 Tröger,Tim	0:46,497	310 Tröger,Tim	0:18,163	359 La Martina,Alessio	0:14,592	334 Clevert,Lauren-Alexandre	0:13,674
12 323 Stumpf,Stephen	0:46,514	389 Langenbacher,Marvin	0:18,180	334 Clevert,Lauren-Alexandre	0:14,610	318 Walter,Luca	0:13,675
13 354 Bizzotto,Leonardo	0:46,524	383 Potman,Mark	0:18,181	318 Walter,Luca	0:14,617	390 Greif,Toni	0:13,678
14 334 Clevert,Lauren-Alexandre	0:46,583	390 Greif,Toni	0:18,183	308 Lopez,Marc	0:14,623	383 Potman,Mark	0:13,700
15 390 Greif,Toni	0:46,601	315 Lehner,Franz	0:18,201	323 Stumpf,Stephen	0:14,624	308 Lopez,Marc	0:13,705
16 308 Lopez,Marc	0:46,662	345 Lagerstrom,Linus	0:18,208	315 Lehner,Franz	0:14,640	345 Lagerstrom,Linus	0:13,713
17 315 Lehner,Franz	0:46,669	323 Stumpf,Stephen	0:18,210	391 Funda,Marcus	0:14,649	352 Huetting,Brio	0:13,716
18 345 Lagerstrom,Linus	0:46,722	391 Funda,Marcus	0:18,232	390 Greif,Toni	0:14,669	354 Bizzotto,Leonardo	0:13,717
19 352 Huetting,Brio	0:46,816	326 Reiböck,Lukas	0:18,235	356 Costa,Francesco	0:14,681	326 Reiböck,Lukas	0:13,717
20 332 Bednar,Jan	0:46,824	308 Lopez,Marc	0:18,242	332 Bednar,Jan	0:14,692	320 De Santis,Raffaele	0:13,726
21 391 Funda,Marcus	0:46,860	352 Huetting,Brio	0:18,251	306 Walter,Andre	0:14,697	317 Dresen,Andreas	0:13,732
22 326 Reiböck,Lukas	0:46,870	332 Bednar,Jan	0:18,254	345 Lagerstrom,Linus	0:14,715	331 Schröder,Tim	0:13,746
23 369 Drawing,Pascal	0:46,892	331 Schröder,Tim	0:18,287	369 Drawing,Pascal	0:14,731	356 Costa,Francesco	0:13,797
24 331 Schröder,Tim	0:46,922	369 Drawing,Pascal	0:18,305	352 Huetting,Brio	0:14,734	306 Walter,Andre	0:13,797
25 306 Walter,Andre	0:46,925	356 Costa,Francesco	0:18,311	326 Reiböck,Lukas	0:14,738	316 Uber,Sebastian	0:13,811
26 356 Costa,Francesco	0:46,970	306 Walter,Andre	0:18,342	317 Dresen,Andreas	0:14,775	369 Drawing,Pascal	0:13,820
27 317 Dresen,Andreas	0:47,067	317 Dresen,Andreas	0:18,442	331 Schröder,Tim	0:14,833	332 Bednar,Jan	0:13,821
28 394 Leibmann,Daniel	0:47,296	394 Leibmann,Daniel	0:18,487	394 Leibmann,Daniel	0:14,845	394 Leibmann,Daniel	0:13,860
29 316 Uber,Sebastian	0:47,445	316 Uber,Sebastian	0:18,492	316 Uber,Sebastian	0:15,003	391 Funda,Marcus	0:13,925
30 327 Jonsson,Lukas	0:47,833	327 Jonsson,Lukas	0:18,695	327 Jonsson,Lukas	0:15,109	327 Jonsson,Lukas	0:13,953






Round 1: 12 - 14 / 04 / 2019

SOUTH GARDA - LONATO (ITA)

DEUTSCHE KART-MEISTERSCHAFT



DMSB RegNr 97-19

R 5 DSXC (KZ2) Heat 2 A < > C

Die schnellsten Zeiten

Ort	Nr. Fahrername	Zeit	Streckenl.	Ø Speed
Ziel	355 Speck,Luis Laurin	0:46,117	1200 m	93,7 km/h
Sektion 1	324 Fritsch,Valentino	0:18,061	531 m	105,8 km/h
Sektion 2	320 De Somis,Raffaele	0:14,462	390 m	97,1 km/h
Sektion 3	355 Speck,Luis Laurin	0:13,537	279 m	74,2 km/h

	Snr.353 Balbo,Natalia ITA N.G.M. MOTORSPORT			Snr.324 Fritsch,Valentino DEU BIREL ART RACING KSW			Snr.355 Speck,Luis Laurin DEU Tbkart Srl.			Snr.314 Kindervater,Robert DEU BIREL ART RACING KSW			Snr.359 La Marina,Alessio ITA SRP Racing Team							
	theoretisch mögliche Bestzeit	Ziel	Sektion 3	theoretisch mögliche Bestzeit	Ziel	Sektion 3	theoretisch mögliche Bestzeit	Ziel	Sektion 3	theoretisch mögliche Bestzeit	Ziel	Sektion 3	theoretisch mögliche Bestzeit	Ziel	Sektion 3					
best	0:46,172	0:18,092	0:14,471	0:13,576	0:46,211	0:18,061	0:14,492	0:13,631	0:46,117	0:18,083	0:14,468	0:13,537	0:46,284	0:18,154	0:14,554	0:13,545	0:46,322	0:18,062	0:14,592	0:13,646
Runde 1	0:49,566	0:20,257	0:15,170	0:14,139	0:49,466	0:20,163	0:15,097	0:14,206	0:49,952	0:20,733	0:15,011	0:14,208	0:49,473	0:20,230	0:15,059	0:14,184	0:49,916	0:20,207	0:15,308	0:14,401
Runde 2	0:47,445	0:18,764	0:14,808	0:13,873	0:47,568	0:18,542	0:14,963	0:14,063	0:47,410	0:18,528	0:14,906	0:13,976	0:47,518	0:18,700	0:14,909	0:13,909	0:47,418	0:18,503	0:14,954	0:13,961
Runde 3	0:46,842	0:18,403	0:14,638	0:13,801	0:47,785	0:18,781	0:15,170	0:13,834	0:47,209	0:18,235	0:15,107	0:13,867	0:47,085	0:18,420	0:14,896	0:13,769	0:46,975	0:18,338	0:14,824	0:13,813
Runde 4	0:46,502	0:18,304	0:14,534	0:13,664	0:46,614	0:18,182	0:14,615	0:13,817	0:46,556	0:18,203	0:14,592	0:13,761	0:46,608	0:18,223	0:14,684	0:13,701	0:46,671	0:18,196	0:14,679	0:13,796
Runde 5	0:46,452	0:18,210	0:14,575	0:13,667	0:46,471	0:18,141	0:14,558	0:13,772	0:46,509	0:18,140	0:14,571	0:13,798	0:46,398	0:18,181	0:14,560	0:13,657	0:46,850	0:18,390	0:14,767	0:13,693
Runde 6	0:46,403	0:18,210	0:14,499	0:13,694	0:46,469	0:18,166	0:14,574	0:13,729	0:46,472	0:18,121	0:14,565	0:13,786	0:46,657	0:18,317	0:14,624	0:13,716	0:46,567	0:18,180	0:14,668	0:13,719
Runde 7	0:46,352	0:18,187	0:14,542	0:13,623	0:46,409	0:18,138	0:14,590	0:13,681	0:46,790	0:18,381	0:14,590	0:13,819	0:46,946	0:18,595	0:14,609	0:13,742	0:46,528	0:18,111	0:14,663	0:13,754
Runde 8	0:46,315	0:18,116	0:14,570	0:13,629	0:46,392	0:18,179	0:14,532	0:13,681	0:46,686	0:18,106	0:14,868	0:13,712	0:46,820	0:18,181	0:14,867	0:13,772	0:46,322	0:18,062	0:14,592	0:13,668
Runde 9	0:46,230	0:18,144	0:14,510	0:13,576	0:46,310	0:18,086	0:14,576	0:13,648	0:46,755	0:18,246	0:14,931	0:13,578	0:47,196	0:18,212	0:15,149	0:13,835	0:47,188	0:18,194	0:14,908	0:14,086
Runde 10	0:46,172	0:18,119	0:14,471	0:13,582	0:46,372	0:18,112	0:14,583	0:13,677	0:46,117	0:18,083	0:14,497	0:13,537	0:46,284	0:18,155	0:14,584	0:13,545	0:46,543	0:18,222	0:14,675	0:13,646
Runde 11	0:46,294	0:18,124	0:14,527	0:13,643	0:46,227	0:18,102	0:14,494	0:13,631	0:46,129	0:18,096	0:14,468	0:13,565	0:46,352	0:18,177	0:14,554	0:13,621	0:46,395	0:18,115	0:14,625	0:13,655
Runde 12	0:46,250	0:18,092	0:14,508	0:13,650	0:46,216	0:18,067	0:14,492	0:13,657	0:46,259	0:18,180	0:14,483	0:13,596	0:46,435	0:18,185	0:14,569	0:13,681	0:46,377	0:18,107	0:14,610	0:13,660
Runde 13	0:46,438	0:18,184	0:14,526	0:13,728	0:46,211	0:18,061	0:14,511	0:13,639	0:46,290	0:18,136	0:14,507	0:13,647	0:46,345	0:18,154	0:14,561	0:13,630	0:46,528	0:18,179	0:14,607	0:13,742





DEUTSCHE KART-MEISTERSCHAFT

Round 1: 12 - 14 / 04 / 2019

SOUTH GARDA - LONATO (ITA)




DMSB RegNr 97-19

R 5 DSKC (KZ2) Heat 2 A < > C

Die schnellsten Zeiten

Ort	Nr. Fahrername	Streckenl.	Zeit	Ø Speed
Ziel	355 Speck,Luis Laurin	1200 m	0:46,117	93,7 km/h
Sektion 1	324 Fritsch,Valentino	531 m	0:18,061	105,8 km/h
Sektion 2	320 De Samis,Raffaele	390 m	0:14,462	97,1 km/h
Sektion 3	355 Speck,Luis Laurin	279 m	0:13,537	74,2 km/h

	Smr.382 Risom,Valdemar DNK	Smr.310 Träger,Tim DEU	Smr.389 Langenbacher,Marvin DEU	Smr.345 Lagerstrom,Linus SWE	Smr.320 De Samis,Raffaele ITA
	RS Competition	Mach1 Motorsport	RS Motorsport	Linus Lagerstrom	SRP Racing Team
	theoretisch mögliche Bestzeit 0:46,282	theoretisch mögliche Bestzeit 0:46,396	theoretisch mögliche Bestzeit 0:46,422	theoretisch mögliche Bestzeit 0:46,636	theoretisch mögliche Bestzeit 0:46,345
best	Ziel Sektion 1 Sektion 2 Sektion 3 0:46,413 0:18,136 0:14,525 0:13,621	Ziel Sektion 1 Sektion 2 Sektion 3 0:46,497 0:18,163 0:14,565 0:13,668	Ziel Sektion 1 Sektion 2 Sektion 3 0:46,457 0:18,180 0:14,583 0:13,659	Ziel Sektion 1 Sektion 2 Sektion 3 0:46,722 0:18,208 0:14,715 0:13,713	Ziel Sektion 1 Sektion 2 Sektion 3 0:46,494 0:18,157 0:14,462 0:13,726
Runde 1	0:49,798 0:20,261 0:15,274 0:14,263	0:50,898 0:21,036 0:15,334 0:14,528	0:50,518 0:20,422 0:15,693 0:14,403	0:49,613 0:20,244 0:15,180 0:14,189	0:51,404 0:21,192 0:15,638 0:14,574
Runde 2	0:47,397 0:18,648 0:14,893 0:13,856	0:47,672 0:18,743 0:14,928 0:14,001	0:48,472 0:19,267 0:15,345 0:13,860	0:48,290 0:19,246 0:15,066 0:13,978	0:48,113 0:19,079 0:14,948 0:14,086
Runde 3	0:47,251 0:18,708 0:14,755 0:13,788	0:46,888 0:18,317 0:14,718 0:13,853	0:47,049 0:18,330 0:14,788 0:13,931	0:47,114 0:18,434 0:14,825 0:13,855	0:47,081 0:18,358 0:14,659 0:14,064
Runde 4	0:46,625 0:18,338 0:14,590 0:13,697	0:46,716 0:18,236 0:14,687 0:13,793	0:47,008 0:18,270 0:14,868 0:13,870	0:46,920 0:18,304 0:14,809 0:13,807	0:46,719 0:18,270 0:14,723 0:13,726
Runde 5	0:46,553 0:18,227 0:14,603 0:13,723	0:47,051 0:18,302 0:14,629 0:14,120	0:46,764 0:18,317 0:14,697 0:13,750	0:47,589 0:18,353 0:14,724 0:14,512	0:46,700 0:18,254 0:14,576 0:13,870
Runde 6	0:46,510 0:18,165 0:14,629 0:13,716	0:46,557 0:18,242 0:14,565 0:13,750	0:46,782 0:18,390 0:14,721 0:13,671	0:46,722 0:18,208 0:14,715 0:13,799	0:48,959 0:19,401 0:15,245 0:14,313
Runde 7	0:46,640 0:18,202 0:14,615 0:13,823	0:46,596 0:18,166 0:14,617 0:13,813	0:46,457 0:18,215 0:14,583 0:13,659	0:46,931 0:18,272 0:14,770 0:13,889	0:47,515 0:18,664 0:14,915 0:13,936
Runde 8	0:46,455 0:18,190 0:14,632 0:13,633	0:46,620 0:18,268 0:14,631 0:13,721	0:46,620 0:18,275 0:14,629 0:13,716	0:46,929 0:18,351 0:14,758 0:13,820	0:46,747 0:18,364 0:14,521 0:13,862
Runde 9	0:46,872 0:18,136 0:14,693 0:14,043	0:46,497 0:18,231 0:14,580 0:13,686	0:46,691 0:18,268 0:14,709 0:13,714	0:46,983 0:18,360 0:14,829 0:13,794	0:46,611 0:18,157 0:14,552 0:13,902
Runde 10	0:46,707 0:18,306 0:14,620 0:13,781	0:46,704 0:18,311 0:14,678 0:13,715	0:46,583 0:18,180 0:14,611 0:13,792	0:47,201 0:18,320 0:14,827 0:14,054	0:46,588 0:18,214 0:14,552 0:13,822
Runde 11	0:46,421 0:18,215 0:14,525 0:13,681	0:46,641 0:18,215 0:14,709 0:13,717	0:46,589 0:18,296 0:14,619 0:13,674	0:46,832 0:18,324 0:14,795 0:13,713	0:46,532 0:18,163 0:14,591 0:13,778
Runde 12	0:46,413 0:18,157 0:14,634 0:13,622	0:46,538 0:18,247 0:14,623 0:13,668	0:46,746 0:18,369 0:14,699 0:13,678	0:46,881 0:18,331 0:14,837 0:13,713	0:46,494 0:18,205 0:14,515 0:13,774
Runde 13	0:46,497 0:18,276 0:14,600 0:13,621	0:46,696 0:18,163 0:14,692 0:13,841	0:46,823 0:18,318 0:14,678 0:13,827	0:47,061 0:18,225 0:14,913 0:13,923	0:46,691 0:18,250 0:14,462 0:13,979






DEUTSCHE KART-MEISTERSCHAFT

Round 1: 12 - 14 / 04 / 2019

SOUTH GARDA - LONATO (ITA)



DMSB

DMSB RegNr 97-19

R 5 DSXC (KZ2) Heat 2 A < > C

Die schnellsten Zeiten

Ort	Nr. Fahrername	Zeit	Streckenkil.	Ø Speed
Ziel	355 Speck, Luis Laurin	0:46,117	1200 m	93,7 km/h
Sektion 1	324 Fritsch, Valentino	0:18,061	531 m	105,8 km/h
Sektion 2	320 De Somis, Raffaele	0:14,462	390 m	97,1 km/h
Sektion 3	355 Speck, Luis Laurin	0:13,537	279 m	74,2 km/h

	Smr.354 Bizzotto, Leonardo ITA			Smr.390 Greif, Toni DEU			Smr.315 Lehner, Franz AUT			Smr.323 Stumpf, Stephen DEU			Smr.369 Drowing, Pascal DEU							
	theoretisch mögliche Bestzeit	Ziel	Bestzeit	theoretisch mögliche Bestzeit	Ziel	Bestzeit	theoretisch mögliche Bestzeit	Ziel	Bestzeit	theoretisch mögliche Bestzeit	Ziel	Bestzeit	theoretisch mögliche Bestzeit	Ziel	Bestzeit					
best	0:46,524	0:18,153	0:14,558	0:13,717	0:46,601	0:18,183	0:14,669	0:13,678	0:46,669	0:18,201	0:14,640	0:13,646	0:46,514	0:18,210	0:14,624	0:13,645	0:46,892	0:18,305	0:14,731	0:13,820
Runde 1	0:53,025	0:21,736	0:16,231	0:15,058	0:52,768	0:21,708	0:16,410	0:14,650	0:53,775	0:21,841	0:16,446	0:15,488	0:50,745	0:20,824	0:15,516	0:14,405	0:52,509	0:21,817	0:16,110	0:14,582
Runde 2	0:47,950	0:18,814	0:14,855	0:14,281	0:47,889	0:18,654	0:14,995	0:14,240	0:48,762	0:19,056	0:15,313	0:14,993	0:48,308	0:19,295	0:15,015	0:13,998	0:47,899	0:18,665	0:15,147	0:14,087
Runde 3	0:47,061	0:18,380	0:14,864	0:13,817	0:47,139	0:18,359	0:14,968	0:13,812	0:47,500	0:18,665	0:14,971	0:13,864	0:47,085	0:18,408	0:14,756	0:13,921	0:47,249	0:18,426	0:14,877	0:13,946
Runde 4	0:47,149	0:18,153	0:14,922	0:14,074	0:47,187	0:18,327	0:15,012	0:13,848	0:46,800	0:18,201	0:14,776	0:13,823	0:47,288	0:18,345	0:15,107	0:13,836	0:47,979	0:18,647	0:15,351	0:13,981
Runde 5	0:46,870	0:18,382	0:14,659	0:13,829	0:47,107	0:18,622	0:14,722	0:13,763	0:47,174	0:18,202	0:15,269	0:13,703	0:46,701	0:18,290	0:14,710	0:13,701	0:47,387	0:18,732	0:14,835	0:13,820
Runde 6	0:46,912	0:18,178	0:14,730	0:14,004	0:47,210	0:18,264	0:14,758	0:14,188	0:46,901	0:18,537	0:14,716	0:13,648	0:47,653	0:18,740	0:15,152	0:13,761	0:46,993	0:18,387	0:14,735	0:13,871
Runde 7	0:46,828	0:18,353	0:14,666	0:13,809	0:47,155	0:18,455	0:14,786	0:13,914	0:47,038	0:18,297	0:14,904	0:13,837	0:47,400	0:18,774	0:14,981	0:13,645	0:47,042	0:18,336	0:14,831	0:13,875
Runde 8	0:47,131	0:18,368	0:14,640	0:14,123	0:47,011	0:18,385	0:14,808	0:13,818	0:46,669	0:18,285	0:14,640	0:13,744	0:46,719	0:18,327	0:14,732	0:13,660	0:47,136	0:18,364	0:14,848	0:13,924
Runde 9	0:46,667	0:18,320	0:14,630	0:13,717	0:47,309	0:18,483	0:15,122	0:13,704	0:46,823	0:18,279	0:14,771	0:13,773	0:46,646	0:18,210	0:14,789	0:13,647	0:47,293	0:18,443	0:15,012	0:13,838
Runde 10	0:46,763	0:18,325	0:14,628	0:13,810	0:46,601	0:18,194	0:14,669	0:13,738	0:46,933	0:18,258	0:15,029	0:13,646	0:46,630	0:18,309	0:14,624	0:13,697	0:47,088	0:18,417	0:14,815	0:13,856
Runde 11	0:46,678	0:18,186	0:14,629	0:13,863	0:46,716	0:18,225	0:14,702	0:13,789	0:46,776	0:18,295	0:14,772	0:13,709	0:46,514	0:18,218	0:14,630	0:13,666	0:46,892	0:18,305	0:14,731	0:13,856
Runde 12	0:46,822	0:18,278	0:14,638	0:13,906	0:46,635	0:18,202	0:14,755	0:13,678	0:46,987	0:18,371	0:14,706	0:13,910	0:46,638	0:18,245	0:14,663	0:13,730	0:47,765	0:18,501	0:14,839	0:14,425
Runde 13	0:46,524	0:18,188	0:14,558	0:13,778	0:46,713	0:18,183	0:14,680	0:13,850	0:46,931	0:18,336	0:14,830	0:13,765	0:46,741	0:18,406	0:14,643	0:13,692	0:47,003	0:18,352	0:14,809	0:13,842





DEUTSCHE KART-MEISTERSCHAFT

Round 1: 12 - 14 / 04 / 2019

SOUTH GARDA - LONATO (ITA)




DMSB

DMSB RegNr 97-19

R 5 DSKC (KZ2) Heat 2 A < > C

Die schnellsten Zeiten

Ort	Nr. Fahrername	Zeit	Streckenl.	Ø Speed
Ziel	355 Speck,Luis Laurin	0:46,117	1200 m	93,7 km/h
Sektion 1	324 Fritsch,Valentino	0:18,061	531 m	105,8 km/h
Sektion 2	320 De Somis,Raffaele	0:14,462	390 m	97,1 km/h
Sektion 3	355 Speck,Luis Laurin	0:13,537	279 m	74,2 km/h

	Smr.308 Lopez,Marc ESP CRG Keizer racing			Smr.318 Walter,Luca DEU Luca Walter			Smr.383 Poiman,Mark NLD CRG Holland			Smr.356 Costa,Francesco ITA Francesco Costa			Smr.332 Bednar,Jan CZE GREGOR KART S.R.O.		
	theoretisch mögliche Bestzeit	Ziel	Sektion 3	theoretisch mögliche Bestzeit	Ziel	Sektion 3	theoretisch mögliche Bestzeit	Ziel	Sektion 3	theoretisch mögliche Bestzeit	Ziel	Sektion 3	theoretisch mögliche Bestzeit	Ziel	Sektion 3
best	0:46,662	0:18,242	0:13,705	0:46,479	0:18,146	0:13,675	0:46,491	0:18,181	0:14,561	0:46,970	0:18,311	0:13,797	0:46,824	0:18,254	0:13,821
Runde 1	0:52,776	0:21,704	0:15,069	0:50,678	0:20,681	0:14,339	0:52,226	0:22,051	0:15,783	0:53,578	0:21,936	0:15,177	0:53,739	0:22,505	0:15,036
Runde 2	0:48,141	0:18,928	0:14,094	0:48,187	0:19,253	0:13,952	0:48,304	0:19,048	0:15,182	0:48,906	0:19,031	0:14,703	0:48,054	0:18,730	0:14,394
Runde 3	0:47,406	0:18,660	0:13,836	0:47,078	0:18,368	0:13,857	0:47,196	0:18,419	0:14,801	0:48,180	0:19,087	0:13,942	0:47,670	0:19,000	0:13,850
Runde 4	0:47,022	0:18,409	0:13,898	0:46,838	0:18,273	0:13,759	0:46,891	0:18,336	0:14,723	0:47,099	0:18,438	0:13,889	0:46,932	0:18,277	0:13,939
Runde 5	0:47,405	0:18,549	0:13,888	0:46,990	0:18,219	0:14,063	0:46,812	0:18,257	0:14,750	0:47,367	0:18,352	0:14,115	0:49,884	0:19,422	0:14,686
Runde 6	0:47,188	0:18,684	0:13,761	0:48,808	0:19,319	0:14,108	0:47,224	0:18,181	0:15,006	0:47,319	0:18,397	0:14,241	0:47,187	0:18,401	0:13,986
Runde 7	0:47,538	0:18,371	0:14,864	0:47,572	0:18,881	0:13,748	0:47,197	0:18,545	0:14,826	0:47,366	0:18,618	0:13,797	0:47,435	0:18,291	0:14,099
Runde 8	0:46,995	0:18,469	0:13,779	0:47,200	0:18,372	0:14,108	0:47,785	0:19,042	0:14,724	0:46,970	0:18,311	0:13,959	0:46,962	0:18,350	0:14,735
Runde 9	0:46,761	0:18,284	0:13,854	0:46,625	0:18,198	0:13,810	0:46,701	0:18,304	0:14,588	0:47,052	0:18,343	0:13,830	0:47,054	0:18,371	0:13,911
Runde 10	0:47,013	0:18,343	0:13,785	0:46,671	0:18,179	0:13,689	0:46,719	0:18,372	0:14,586	0:46,991	0:18,324	0:13,891	0:46,824	0:18,254	0:13,878
Runde 11	0:47,259	0:18,830	0:13,705	0:46,622	0:18,233	0:13,709	0:46,618	0:18,310	0:14,608	0:47,323	0:18,417	0:13,845	0:47,698	0:18,364	0:14,094
Runde 12	0:46,936	0:18,264	0:13,870	0:46,479	0:18,146	0:13,675	0:46,645	0:18,247	0:14,657	0:47,094	0:18,378	0:13,853	0:46,872	0:18,308	0:13,821
Runde 13	0:46,662	0:18,242	0:13,769	0:46,576	0:18,197	0:13,708	0:46,491	0:18,198	0:14,561	0:47,083	0:18,364	0:13,857	0:47,125	0:18,483	0:13,938







DEUTSCHE KART-MEISTERSCHAFT

Round 1: 12 - 14 / 04 / 2019

SOUTH GARDA - LONATO (ITA)



DMSB RegNr 97-19

R 5 DSXC (KZ2) Heat 2 A < > C

Die schnellsten Zeiten

Ort	Nr. Fahrername	Zeit	Streckenl.	Ø Speed
Ziel	355 Speck,Luis Laurin	0:46,117	1200 m	93,7 km/h
Sektion 1	324 Fritsch,Valentino	0:18,061	531 m	105,8 km/h
Sektion 2	320 De Somis,Raffaele	0:14,462	390 m	97,1 km/h
Sektion 3	355 Speck,Luis Laurin	0:13,537	279 m	74,2 km/h

	Smr.331 Schröder,Tim DEU Mach1 Motorsport	Smr.352 Huetting,Brito NLD SRP Racing Team	Smr.394 Leibmann,Daniel DEU Bamberger Karttracing	Smr.316 Uher,Sebastian DEU RS Motorsport	Smr.334 Clevert,Lauren-Alexander DEU Kartshop Ampfing
	theoretisch mögliche Bestzeit 0:46,866	theoretisch mögliche Bestzeit 0:46,701	theoretisch mögliche Bestzeit 0:47,192	theoretisch mögliche Bestzeit 0:47,306	theoretisch mögliche Bestzeit 0:46,412
best	Ziel 0:46,922 0:18,287 0:14,833 0:13,746	Ziel 0:46,816 0:18,251 0:14,734 0:13,716	Ziel 0:47,296 0:18,487 0:14,845 0:13,860	Ziel 0:47,445 0:18,492 0:15,003 0:13,811	Ziel 0:46,583 0:18,128 0:14,610 0:13,674
Runde 1	0:53,958 0:22,043 0:16,207 0:15,708	0:52,227 0:21,532 0:16,009 0:14,686	0:53,090 0:21,781 0:16,075 0:15,234	0:54,192 0:22,330 0:16,533 0:15,329	0:51,154 0:21,365 0:15,454 0:14,335
Runde 2	0:48,947 0:19,164 0:15,460 0:14,323	0:47,874 0:18,672 0:15,102 0:14,100	0:49,265 0:19,150 0:15,484 0:14,631	0:49,164 0:19,326 0:15,591 0:14,247	0:47,933 0:19,203 0:14,849 0:13,881
Runde 3	0:47,936 0:18,684 0:15,202 0:14,050	0:47,241 0:18,399 0:14,884 0:13,958	0:47,691 0:18,673 0:15,018 0:14,000	0:48,687 0:18,899 0:15,652 0:14,136	0:47,005 0:18,552 0:14,672 0:13,781
Runde 4	0:47,346 0:18,495 0:14,979 0:13,872	0:47,325 0:18,408 0:14,897 0:14,020	0:47,482 0:18,607 0:14,878 0:13,997	0:47,938 0:18,713 0:15,262 0:13,963	0:46,583 0:18,128 0:14,630 0:13,825
Runde 5	0:47,382 0:18,380 0:15,017 0:13,985	0:47,060 0:18,438 0:14,818 0:13,804	0:47,588 0:18,698 0:14,964 0:13,926	0:47,821 0:18,642 0:15,221 0:13,958	0:47,649 0:18,731 0:14,610 0:14,308
Runde 6	0:47,267 0:18,408 0:14,921 0:13,938	0:46,879 0:18,292 0:14,789 0:13,798	0:47,484 0:18,572 0:14,936 0:13,976	0:47,751 0:18,695 0:15,034 0:14,022	0:48,001 0:19,313 0:14,974 0:13,714
Runde 7	0:47,542 0:18,761 0:14,916 0:13,865	0:47,447 0:18,336 0:14,850 0:14,261	0:47,588 0:18,729 0:14,951 0:13,908	0:47,675 0:18,615 0:15,124 0:13,936	0:48,021 0:19,025 0:15,241 0:13,755
Runde 8	0:47,520 0:18,469 0:15,141 0:13,910	0:47,098 0:18,420 0:14,764 0:13,914	0:47,474 0:18,657 0:14,957 0:13,860	0:47,697 0:18,665 0:15,074 0:13,958	0:49,217 0:20,248 0:14,991 0:13,978
Runde 9	0:46,922 0:18,287 0:14,889 0:13,746	0:48,004 0:18,604 0:15,303 0:14,097	0:47,529 0:18,680 0:14,961 0:13,888	0:47,445 0:18,492 0:15,072 0:13,881	0:47,344 0:18,386 0:15,090 0:13,868
Runde 10	0:47,061 0:18,403 0:14,851 0:13,807	0:47,154 0:18,384 0:14,984 0:13,786	0:47,296 0:18,487 0:14,845 0:13,964	0:47,562 0:18,640 0:15,003 0:13,919	0:47,551 0:18,878 0:14,971 0:13,702
Runde 11	0:47,164 0:18,495 0:14,922 0:13,747	0:46,816 0:18,251 0:14,849 0:13,716	0:47,929 0:18,686 0:15,299 0:13,944	0:47,510 0:18,529 0:15,160 0:13,821	0:49,437 0:20,111 0:15,331 0:13,995
Runde 12	0:47,023 0:18,291 0:14,933 0:13,799	0:47,445 0:18,769 0:14,734 0:13,942	0:47,384 0:18,572 0:14,905 0:13,907	0:47,524 0:18,590 0:15,123 0:13,811	0:47,372 0:19,004 0:14,694 0:13,674
Runde 13	0:47,202 0:18,529 0:14,833 0:13,840	0:46,988 0:18,350 0:14,770 0:13,868	0:47,372 0:18,607 0:14,901 0:13,864	0:47,468 0:18,593 0:15,064 0:13,811	0:48,470 0:19,856 0:14,853 0:13,761






DEUTSCHE KART-MEISTERSCHAFT

Round 1: 12 - 14 / 04 / 2019

SOUTH GARDA - LONATO (ITA)



DMSB

DMSB RegNr 97-19

R 5 DSXC (KZ2) Heat 2 A < > C

Die schnellsten Zeiten

Ort	Nr. Fahrername	Zeit	Streckenl.	Ø Speed
Ziel	355 Speck,Luis Laurin	0:46,117	1200 m	93,7 km/h
Sektion 1	324 Fritsch,Valentino	0:18,061	531 m	105,8 km/h
Sektion 2	320 De Somis,Raffaele	0:14,462	390 m	97,1 km/h
Sektion 3	355 Speck,Luis Laurin	0:13,537	279 m	74,2 km/h

	Smr.317 Dresen,Andreas DEU SRP Racing Team	Smr.327 Jonsson,Lukas SWE JP Racing	Smr.326 Reiböck,Lukas AUT BIREL ART RACING KSW	Smr.391 Funda,Marcus AUT ZANCHI MOTORSPORT	Smr.306 Walter,Andre DEU Solgat Motorsport
best	theoretisch mögliche Bestzeit 0:46,949 Ziel Sektion 1 Sektion 2 Sektion 3 0:47,067 0:18,442 0:14,775 0:13,732	theoretisch mögliche Bestzeit 0:47,757 Ziel Sektion 1 Sektion 2 Sektion 3 0:47,833 0:18,695 0:15,109 0:13,953	theoretisch mögliche Bestzeit 0:46,690 Ziel Sektion 1 Sektion 2 Sektion 3 0:46,870 0:18,235 0:14,738 0:13,717	theoretisch mögliche Bestzeit 0:46,806 Ziel Sektion 1 Sektion 2 Sektion 3 0:46,860 0:18,232 0:14,649 0:13,925	theoretisch mögliche Bestzeit 0:46,836 Ziel Sektion 1 Sektion 2 Sektion 3 0:46,925 0:18,342 0:14,697 0:13,797
Runde 1	0:53,413 0:21,913 0:16,208 0:15,292	0:54,166 0:22,160 0:16,358 0:15,648	0:53,636 0:22,300 0:16,065 0:15,271	0:52,591 0:21,891 0:16,317 0:14,383	0:50,739 0:21,054 0:15,388 0:14,297
Runde 2	0:49,646 0:19,119 0:15,447 0:15,080	0:49,267 0:19,511 0:15,476 0:14,280	0:48,466 0:19,280 0:15,108 0:14,078	0:47,829 0:18,785 0:15,060 0:13,984	0:48,469 0:19,083 0:15,421 0:13,965
Runde 3	0:48,418 0:19,064 0:15,350 0:14,004	0:48,392 0:18,942 0:15,316 0:14,134	0:47,564 0:19,014 0:14,833 0:13,717	0:46,984 0:18,351 0:14,649 0:13,984	0:46,925 0:18,431 0:14,697 0:13,797
Runde 4	0:47,454 0:18,560 0:14,997 0:13,897	0:48,177 0:18,970 0:15,254 0:13,953	0:46,870 0:18,235 0:14,738 0:13,897	0:46,860 0:18,232 0:14,703 0:13,925	0:47,056 0:18,342 0:14,722 0:13,992
Runde 5	0:47,501 0:18,504 0:14,940 0:14,057	0:48,047 0:18,850 0:15,192 0:14,005	0:47,674 0:18,776 0:15,076 0:13,822	0:48,167 0:19,081 0:15,071 0:14,015	
Runde 6	0:47,243 0:18,442 0:14,883 0:13,918	0:47,845 0:18,695 0:15,160 0:13,990	0:48,695 0:19,464 0:15,021 0:14,210		
Runde 7	0:47,578 0:18,878 0:14,850 0:13,850	0:47,954 0:18,796 0:15,161 0:13,997			
Runde 8	0:47,067 0:18,513 0:14,822 0:13,732	0:47,998 0:18,795 0:15,127 0:14,076			
Runde 9	0:47,260 0:18,519 0:14,942 0:13,799	0:48,063 0:18,701 0:15,271 0:14,091			
Runde 10	0:47,091 0:18,454 0:14,775 0:13,862	0:47,960 0:18,728 0:15,194 0:14,038			
Runde 11	0:47,411 0:18,522 0:15,039 0:13,850	0:48,036 0:18,842 0:15,109 0:14,085			
Runde 12	0:47,167 0:18,508 0:14,841 0:13,818	0:47,833 0:18,701 0:15,154 0:13,978			
Runde 13	0:47,227 0:18,459 0:14,903 0:13,865	0:48,026 0:18,766 0:15,185 0:14,075			

R 1 DSKC (KZ2) Heat 1 B <> C

Strecke / track: 1200m
 started: 32 classified: 32 not classified: 0 not started: 1

fastest Lap Senna VAN WALSTIJN at: 0:46,026

Pos	Str. Nr.	Fahrer / Driver	Nation	Bewerber/Sponsor	Nation	Lizenz / B-Lizenz	Chassis/Motor/Reifen	Points	Penalty	Runden Laps	Gesamtzeit / Differenz	Abstand / Gap	beste Runde / best Lap	In R. / in L.	o Beschw. / u Speed
1	381	VAN WALSTIJN, Senna	NLD	SP Motor Sport	NLD	35961 i.b.a.	Kart Republic / TM / Vega	0		13	10:07,522		0:46,026	6	92,4 km/h 93,9 km/h
2	324	FRITSCH, Valentino	DEU	BIREL ART RACING KSW	AUT	IKB1173038 BK102	Birel Art / TM / Vega	2		13	10:07,813 0:00,291	0:00,291	0:46,105	11	92,4 km/h 93,7 km/h
3	397	TREFILOVS, Davids	DEU	SRP Racing Team	DEU	IKC1147656 KBF1156791	Maranello / TM / Vega	3		13	10:08,465 0:00,943	0:00,652	0:46,219	8	92,3 km/h 93,5 km/h
4	310	TRÖGER, Tim	DEU	Mach1 Motorsport	DEU	IKC1132554 KBF1005514	Mach1 / TM / Vega	4		13	10:10,066 0:02,544	0:01,601	0:46,054	7	92,1 km/h 93,8 km/h
5	329	VILLAGOMEZ, Rafael	MEX	BIREL ART RACING KSW	AUT	0525 BK102	Birel Art / TM / Vega	5		13	10:10,712 0:03,190	0:00,646	0:46,209	10	92 km/h 93,5 km/h
6	384	EBNER, Moritz	ITA	Markus Ebner	ITA	404081 403974	Energy / TM / Vega	6		13	10:11,990 0:04,468	0:01,278	0:46,342	8	91,8 km/h 93,2 km/h
7	359	LA MARTINA, Alessio	ITA	SRP Racing Team	DEU	406383 KBF1156791	Maranello / TM / Vega	7	5 sec.	13	10:15,943 0:08,421	0:03,953	0:46,147	10	91,2 km/h 93,6 km/h
8	333	KAPETANIDIS, Konstantin	DEU	Valier Motorsport	DEU	IKC1176576 KBF1063735	SODI / TM / Vega	8		13	10:16,988 0:09,466	0:01,045	0:46,650	10	91 km/h 92,6 km/h
9	357	MOOR, Mark Villem	EST	CPB SPORT	FRA	K913 232241-1	SODI / TM / Vega	9		13	10:18,141 0:10,619	0:01,153	0:46,283	11	90,9 km/h 93,3 km/h
10	330	BOS, Jeroen	NLD	CRG Holland	NLD	21799 15521	CRG / TM / Vega	10		13	10:18,492 0:10,970	0:00,351	0:46,589	4	90,8 km/h 92,7 km/h
11	383	POTMAN, Mark	NLD	CRG Holland	NLD	30972 15521	CRG / TM / Vega	11		13	10:20,103 0:12,581	0:01,611	0:46,522	11	90,6 km/h 92,9 km/h
12	345	LAGERSTROM, Linus	SWE	Linus Lagerstrom	SWE	199409301216 199409301216	CRG / TM / Vega	12		13	10:20,801 0:13,279	0:00,698	0:46,516	4	90,5 km/h 92,9 km/h
13	332	BEDNAR, Jan	CZE	GREGOR KART S.R.O.	CZE	19A50152 338	CRG / TM / Vega	13		13	10:21,934 0:14,412	0:01,133	0:46,213	11	90,3 km/h 93,5 km/h
14	328	HOFMANN, Benedikt	DEU	BIREL ART RACING KSW	AUT	IKC1116634 BK102	Birel Art / TM / Vega	14	5 sec.	13	10:22,288 0:14,766	0:00,354	0:46,486	8	90,2 km/h 92,9 km/h
15	398	FETZER, Dennis	DEU	SRP Racing Team	DEU	IKC1157082 KBF1156791	Maranello / TM / Vega	15	5 sec.	13	10:22,847 0:15,325	0:00,559	0:46,728	10	90,2 km/h 92,4 km/h
16	369	DREWING, Pascal	DEU	Valier Motorsport	DEU	IKC1147574 KBF1063735	SODI / TM / Vega	16		13	10:23,852 0:16,330	0:01,005	0:46,635	11	90 km/h 92,6 km/h
17	319	ELTER, Marc	DEU	CRG Holland	NLD	IKC1147174 15521	CRG / TM / Vega	17		13	10:24,853 0:17,331	0:01,001	0:46,761	10	89,9 km/h 92,4 km/h
18	325	DAM, Benjamin	AUT	BIREL ART RACING KSW	AUT	JK2019 BK102	Birel Art / TM / Vega	18		13	10:25,151 0:17,629	0:00,298	0:46,852	13	89,8 km/h 92,6 km/h
19	356	COSTA, Francesco	ITA	Francesco Costa	ITA	370356 370356	SODI / TM / Vega	19		13	10:25,350 0:17,828	0:00,199	0:46,652	13	89,8 km/h 92,6 km/h
20	326	REIBÖCK, Lukas	AUT	BIREL ART RACING KSW	AUT	JK2158 BK102	Birel Art / TM / Vega	20	5 sec.	13	10:25,964 0:18,442	0:00,614	0:46,398	11	89,7 km/h 93,7 km/h
21	394	LEIBMANN, Daniel	DEU	Bamberger Karttracing	DEU	IKB1043835 KBF1197896	Lenzokart / LKE / Vega	21		13	10:26,355 0:18,833	0:00,391	0:46,901	9	89,7 km/h 92,1 km/h
22	307	HIMMELS, Yannik	DEU	Valier Motorsport	DEU	IKC1147857 KBF1063735	SODI / TM / Vega	22		13	10:26,810 0:19,288	0:00,455	0:46,939	8	89,6 km/h 92 km/h
23	321	SCHEFER, Niklas	DEU	SRP Racing Team	DEU	IKC1180230 KBF1156791	Maranello / TM / Vega	23		13	10:28,443 0:20,921	0:01,633	0:46,732	11	89,4 km/h 92,4 km/h
24	331	SCHRÖDER, Tim	DEU	Mach1 Motorsport	DEU	IKB1079850 i.b.a.	Mach1 / TM / Vega	24		13	10:30,286 0:22,764	0:01,843	0:47,136	11	89,1 km/h 91,6 km/h
25	335	BEYERLEIN, Patrick	DEU	BEYMO-Karttracing	DEU	IKC1041625 KBF1160795	CRG / TM / Vega	25		13	10:30,674 0:23,152	0:00,388	0:47,184	11	89 km/h 91,6 km/h
26	327	JONSSON, Lukas	SWE	JP Racing	SWE	200009017955 105	Exprit / Vortex / Vega	26		13	10:34,946 0:27,424	0:04,272	0:47,639	12	88,4 km/h 90,7 km/h
27	387	PREIBISCH, Marius	DEU	Bamberger Karttracing	DEU	IKC1181135 KBF1197896	Lenzokart / LKE / Vega	27		13	10:36,724 0:29,202	0:01,778	0:47,439	12	88,2 km/h 91,1 km/h
28	322	FREDRIKSSON, Lucas	SWE	JP Racing	SWE	200108090073 105	Exprit / Vortex / Vega	28		13	10:38,484 0:30,962	0:01,760	0:47,088	11	88 km/h 91,7 km/h
29	316	UBER, Sebastian	DEU	RS Motorsport	DEU	IKB1117990 KBF1104126	CRG / Modena / Vega	29		13	10:40,572 0:33,050	0:02,088	0:47,217	9	87,7 km/h 91,5 km/h
30	311	MOITZI, Philipp	AUT	KSB Racing Team	AUT	JK2029 BK002	Kosmic / Vortex / Vega	30		8	6:25,147 5 R	5 R	0:46,314	4	89,7 km/h 93,3 km/h
31	390	GREIF, Toni	DEU	Solgat Motorsport	DEU	IKB1096240 KBF1079882	Birel Art / TM / Vega	31		5	4:29,890 8 R	3 R	0:48,042	2	89,9 km/h 91,6 km/h
32	355	SPECK, Luis Laurin	DEU	Tbkart Srl.	ITA	IKB1167417 297356	Tbkart / TM / Vega	32	5 sec.	1	1:00,364 12 R	4 R	0:52,561	1	71,6 km/h 82,2 km/h
the following drivers did not start.															
DNS	315	LEHNER, Franz	AUT	BIREL ART RACING KSW	AUT	JK2150 BK102	Birel Art / TM / Vega	1			DNS				

StNr. 359,328,326 5 sec penalty Frontfairing


StNr. 355,398 5 sec penalty Jump Start

Rennleitung: Pasquale Lupoli Racedirektor: Horst Seidel

Sportkommissare: Nikolas Spaderna / Ulrich Bell / Paola Acerbi

Techn. Kommissare: Hans-Jürgen Dangers / M. Grasshoff / C. Schmidt

Zeitnahme: KART-DATA timing service Franz Schieszler



DMSB RegNr-97-19

R 1 DSKG (KZ2) Heat 1 B <> C

Ziel		Sektion 1		Sektion 2		Sektion 3	
Fahrername	Zeit	Fahrername	Zeit	Fahrername	Zeit	Fahrername	Zeit
1 381 Van Walstijn,Senna	0:46,026	310 Tröger,Tim	0:17,915	381 Van Walstijn,Senna	0:14,439	381 Van Walstijn,Senna	0:13,484
2 310 Tröger,Tim	0:46,054	381 Van Walstijn,Senna	0:17,981	310 Tröger,Tim	0:14,443	324 Fritsch,Valentino	0:13,579
3 324 Fritsch,Valentino	0:46,105	324 Fritsch,Valentino	0:17,994	311 Moitzi,Philipp	0:14,455	310 Tröger,Tim	0:13,579
4 359 La Martino,Alessio	0:46,147	359 La Martino,Alessio	0:18,028	329 Villagomez,Rafael	0:14,469	359 La Martino,Alessio	0:13,587
5 329 Villagomez,Rafael	0:46,209	397 Treflows,David	0:18,037	397 Treflows,David	0:14,476	357 Moor,Mark Villem	0:13,591
6 332 Bednar,Jan	0:46,213	329 Villagomez,Rafael	0:18,046	324 Fritsch,Valentino	0:14,482	397 Treflows,David	0:13,606
7 397 Treflows,David	0:46,219	332 Bednar,Jan	0:18,070	359 La Martino,Alessio	0:14,498	332 Bednar,Jan	0:13,619
8 357 Moor,Mark Villem	0:46,283	384 Ebner,Moritz	0:18,075	332 Bednar,Jan	0:14,515	333 Kapetanidis,Konstantin	0:13,634
9 311 Moitzi,Philipp	0:46,314	319 Elter,Marc	0:18,104	357 Moor,Mark Villem	0:14,516	384 Ebner,Moritz	0:13,646
10 384 Ebner,Moritz	0:46,342	357 Moor,Mark Villem	0:18,136	326 Reiböck,Lukas	0:14,516	329 Villagomez,Rafael	0:13,652
11 326 Reiböck,Lukas	0:46,398	345 Lagerstrom,Linus	0:18,136	384 Ebner,Moritz	0:14,518	345 Lagerstrom,Linus	0:13,677
12 328 Hofmann,Benedikt	0:46,486	328 Hofmann,Benedikt	0:18,142	383 Potman,Mark	0:14,573	326 Reiböck,Lukas	0:13,677
13 345 Lagerstrom,Linus	0:46,516	311 Moitzi,Philipp	0:18,145	345 Lagerstrom,Linus	0:14,582	328 Hofmann,Benedikt	0:13,687
14 383 Potman,Mark	0:46,522	326 Reiböck,Lukas	0:18,155	356 Costa,Francesco	0:14,593	330 Bos,Jeroen	0:13,691
15 330 Bos,Jeroen	0:46,589	333 Kapetanidis,Konstantin	0:18,162	330 Bos,Jeroen	0:14,600	398 Fetzer,Dennis	0:13,694
16 369 Drowing,Pascal	0:46,635	383 Potman,Mark	0:18,165	333 Kapetanidis,Konstantin	0:14,619	311 Moitzi,Philipp	0:13,714
17 333 Kapetanidis,Konstantin	0:46,650	369 Drowing,Pascal	0:18,189	398 Fetzer,Dennis	0:14,627	383 Potman,Mark	0:13,719
18 356 Costa,Francesco	0:46,652	330 Bos,Jeroen	0:18,193	328 Hofmann,Benedikt	0:14,643	325 Dam,Benjamin	0:13,750
19 398 Fetzer,Dennis	0:46,728	356 Costa,Francesco	0:18,210	369 Drowing,Pascal	0:14,663	321 Scheffer,Niklas	0:13,752
20 321 Scheffer,Niklas	0:46,732	398 Fetzer,Dennis	0:18,224	355 Speck,Luis Laurin	0:14,691	356 Costa,Francesco	0:13,754
21 319 Elter,Marc	0:46,761	325 Dam,Benjamin	0:18,272	319 Elter,Marc	0:14,695	394 Leibmann,Daniel	0:13,757
22 325 Dam,Benjamin	0:46,852	321 Scheffer,Niklas	0:18,272	307 Himmels,Yannik	0:14,702	369 Drowing,Pascal	0:13,767
23 394 Leibmann,Daniel	0:46,901	307 Himmels,Niklas	0:18,291	321 Scheffer,Niklas	0:14,708	316 Ueber,Sebastian	0:13,782
24 307 Himmels,Yannik	0:46,939	394 Leibmann,Daniel	0:18,356	325 Dam,Benjamin	0:14,716	331 Schröder,Tim	0:13,797
25 322 Fredriksson,Lucas	0:47,088	335 Beyerlein,Patrick	0:18,379	394 Leibmann,Daniel	0:14,716	307 Himmels,Yannik	0:13,806
26 331 Schröder,Tim	0:47,136	331 Schröder,Tim	0:18,403	322 Fredriksson,Lucas	0:14,775	322 Fredriksson,Lucas	0:13,816
27 335 Beyerlein,Patrick	0:47,184	316 Ueber,Sebastian	0:18,409	335 Beyerlein,Patrick	0:14,822	319 Elter,Marc	0:13,826
28 316 Ueber,Sebastian	0:47,217	322 Fredriksson,Lucas	0:18,417	390 Greif,Toni	0:14,831	335 Beyerlein,Patrick	0:13,861
29 387 Preibisch,Marius	0:47,439	387 Preibisch,Marius	0:18,419	331 Schröder,Tim	0:14,847	327 Jonsson,Lukas	0:13,957
30 327 Jonsson,Lukas	0:47,639	390 Greif,Toni	0:18,444	387 Preibisch,Marius	0:14,899	390 Greif,Toni	0:14,016
31 390 Greif,Toni	0:48,042	327 Jonsson,Lukas	0:18,595	316 Ueber,Sebastian	0:14,901	387 Preibisch,Marius	0:14,017
32 355 Speck,Luis Laurin	0:52,561	355 Speck,Luis Laurin	0:18,629	327 Jonsson,Lukas	0:15,022	355 Speck,Luis Laurin	0:14,380







Round 1: 12 - 14 / 04 / 2019

SOUTH GARDA - LONATO (ITA)

DEUTSCHE KART-MEISTERSCHAFT

DMSB RegNr 97-19

R 1 DSXC (KZ2) Heat 1 B < > C

Die schnellsten Zeiten

Ort	Nr. Fahrername	Streckenl.	Zeit	Ø Speed
Ziel	381 Van Walstijn,Senna	1200 m	0:46,026	93,9 km/h
Sektion 1	310 Tröger,Tim	531 m	0:17,915	106,7 km/h
Sektion 2	381 Van Walstijn,Senna	390 m	0:14,439	97,2 km/h
Sektion 3	381 Van Walstijn,Senna	279 m	0:13,484	74,5 km/h

	Snr.381 Van Walstijn,Senna NLD			Snr.324 Fritsch,Valentino DEU			Snr.397 Trefflows,Davids DEU			Snr.310 Tröger,Tim DEU			Snr.329 Villagomez,Rafael MEX			
	SP Motor Sport			BIREL-ART RACING KSW			SRP Racing Team			Mach1 Motorsport			BIREL ART RACING KSW			
	theoretisch mögliche Bestzeit 0:45,904			theoretisch mögliche Bestzeit 0:46,055			theoretisch mögliche Bestzeit 0:46,119			theoretisch mögliche Bestzeit 0:45,937			theoretisch mögliche Bestzeit 0:46,167			
best	Ziel	Sektion 1	Sektion 2	Sektion 3	Ziel	Sektion 1	Sektion 2	Sektion 3	Ziel	Sektion 1	Sektion 2	Sektion 3	Ziel	Sektion 1	Sektion 2	Sektion 3
Runde 1	0:49,578	0:20,634	0:14,888	0:14,006	0:48,915	0:20,091	0:14,782	0:14,042	0:48,775	0:19,874	0:14,857	0:14,044	0:49,770	0:20,699	0:15,038	0:14,033
Runde 2	0:46,936	0:18,397	0:14,674	0:13,865	0:46,934	0:18,419	0:14,641	0:13,874	0:46,952	0:18,366	0:14,726	0:13,860	0:46,891	0:18,379	0:14,667	0:13,845
Runde 3	0:46,301	0:18,092	0:14,596	0:13,613	0:46,500	0:18,196	0:14,543	0:13,761	0:46,503	0:18,159	0:14,603	0:13,741	0:46,592	0:18,135	0:14,682	0:13,775
Runde 4	0:46,331	0:18,169	0:14,618	0:13,544	0:46,310	0:18,090	0:14,497	0:13,723	0:46,261	0:18,091	0:14,494	0:13,676	0:46,345	0:18,140	0:14,532	0:13,673
Runde 5	0:46,256	0:18,084	0:14,480	0:13,692	0:46,245	0:18,093	0:14,482	0:13,670	0:46,258	0:18,145	0:14,476	0:13,637	0:46,501	0:18,134	0:14,708	0:13,659
Runde 6	0:46,026	0:18,080	0:14,462	0:13,484	0:46,271	0:18,075	0:14,536	0:13,660	0:46,678	0:18,461	0:14,539	0:13,628	0:46,212	0:17,915	0:14,555	0:13,742
Runde 7	0:46,134	0:18,030	0:14,439	0:13,665	0:46,238	0:18,075	0:14,511	0:13,652	0:46,253	0:18,071	0:14,554	0:13,621	0:46,054	0:17,999	0:14,443	0:13,612
Runde 8	0:46,125	0:17,981	0:14,552	0:13,592	0:46,245	0:18,116	0:14,488	0:13,641	0:46,219	0:18,103	0:14,495	0:13,621	0:46,184	0:18,088	0:14,463	0:13,683
Runde 9	0:46,215	0:18,140	0:14,528	0:13,547	0:46,678	0:18,482	0:14,566	0:13,630	0:46,369	0:18,147	0:14,563	0:13,659	0:46,258	0:18,071	0:14,533	0:13,654
Runde 10	0:46,125	0:18,076	0:14,518	0:13,531	0:46,177	0:18,024	0:14,521	0:13,632	0:46,373	0:18,096	0:14,561	0:13,716	0:46,212	0:18,041	0:14,503	0:13,668
Runde 11	0:46,148	0:18,121	0:14,534	0:13,493	0:46,105	0:17,994	0:14,517	0:13,594	0:46,305	0:18,120	0:14,512	0:13,673	0:46,887	0:18,265	0:14,812	0:13,810
Runde 12	0:46,322	0:18,074	0:14,611	0:13,637	0:46,245	0:18,026	0:14,507	0:13,712	0:46,286	0:18,037	0:14,529	0:13,720	0:46,540	0:18,420	0:14,538	0:13,582
Runde 13	0:46,519	0:18,218	0:14,737	0:13,564	0:46,622	0:18,148	0:14,895	0:13,579	0:46,349	0:18,183	0:14,560	0:13,606	0:46,227	0:18,135	0:14,513	0:13,579






DEUTSCHE KART-MEISTERSCHAFT

Round 1: 12 - 14 / 04 / 2019

SOUTH GARDA - LONATO (ITA)



DMSB RegNr 97-19

R 1 DSXC (KZ2) Heat 1 B < > C

Die schnellsten Zeiten

Ort	Nr. Fahrername	Streckenkil.	Zeit	Ø Speed
Ziel	381 Van Walslijn,Senna	1200 m	0:46,026	93,9 km/h
Sektion 1	310 Tröger,Tim	531 m	0:17,915	106,7 km/h
Sektion 2	381 Van Walslijn,Senna	390 m	0:14,439	97,2 km/h
Sektion 3	381 Van Walslijn,Senna	279 m	0:13,484	74,5 km/h

	Snr.357 Moor,Mark Villem EST CPB SPORT			Snr.330 Bos,Jeroen NLD CRG Holland			Snr.383 Poiman,Mark NLD CRG Holland			Snr.345 Lagerstrom,Linus SWE Linus Lagerstrom			Snr.326 Reiböck,Lukas AUT BIREL ART RACING KSW			
	theoretisch mögliche Bestzeit	Ziel	Sektion 3	theoretisch mögliche Bestzeit	Ziel	Sektion 3	theoretisch mögliche Bestzeit	Ziel	Sektion 3	theoretisch mögliche Bestzeit	Ziel	Sektion 3	theoretisch mögliche Bestzeit	Ziel	Sektion 3	
best	0:46,283	0:18,136	0:14,516	0:13,591	0:46,589	0:18,193	0:14,600	0:13,691	0:46,522	0:18,165	0:14,573	0:13,719	0:46,516	0:18,136	0:14,582	0:13,677
Runde 1	0:52,060	0:21,569	0:15,753	0:14,738	0:51,132	0:20,958	0:15,594	0:14,580	0:52,552	0:22,323	0:15,734	0:14,495	0:51,808	0:21,540	0:15,794	0:14,469
Runde 2	0:47,253	0:18,344	0:14,931	0:13,978	0:47,349	0:18,622	0:14,817	0:13,910	0:47,743	0:18,586	0:14,960	0:14,197	0:47,361	0:18,451	0:14,831	0:14,079
Runde 3	0:47,624	0:18,875	0:14,993	0:13,756	0:46,929	0:18,383	0:14,652	0:13,894	0:47,595	0:18,824	0:14,830	0:13,941	0:46,725	0:18,204	0:14,780	0:13,741
Runde 4	0:46,646	0:18,312	0:14,516	0:13,818	0:46,589	0:18,193	0:14,616	0:13,780	0:46,663	0:18,316	0:14,573	0:13,774	0:46,516	0:18,182	0:14,597	0:13,737
Runde 5	0:47,234	0:18,510	0:14,926	0:13,798	0:46,667	0:18,243	0:14,601	0:13,823	0:46,740	0:18,260	0:14,685	0:13,795	0:46,809	0:18,136	0:14,675	0:13,998
Runde 6	0:46,383	0:18,145	0:14,580	0:13,658	0:47,006	0:18,464	0:14,753	0:13,789	0:46,744	0:18,264	0:14,706	0:13,774	0:47,568	0:18,616	0:15,079	0:13,873
Runde 7	0:46,434	0:18,164	0:14,589	0:13,681	0:47,257	0:18,461	0:14,783	0:14,013	0:46,883	0:18,277	0:14,644	0:13,962	0:47,502	0:18,440	0:14,874	0:14,188
Runde 8	0:46,626	0:18,414	0:14,575	0:13,637	0:46,780	0:18,324	0:14,765	0:13,691	0:47,096	0:18,568	0:14,670	0:13,858	0:47,187	0:18,529	0:14,862	0:13,796
Runde 9	0:46,308	0:18,175	0:14,530	0:13,603	0:46,634	0:18,241	0:14,600	0:13,793	0:47,008	0:18,537	0:14,665	0:13,806	0:47,973	0:19,394	0:14,721	0:13,858
Runde 10	0:46,371	0:18,137	0:14,643	0:13,591	0:46,720	0:18,323	0:14,625	0:13,772	0:46,982	0:18,464	0:14,702	0:13,816	0:47,394	0:18,831	0:14,749	0:13,814
Runde 11	0:46,283	0:18,136	0:14,541	0:13,606	0:46,730	0:18,328	0:14,624	0:13,778	0:46,522	0:18,165	0:14,635	0:13,722	0:46,749	0:18,232	0:14,788	0:13,729
Runde 12	0:46,573	0:18,138	0:14,654	0:13,781	0:46,782	0:18,337	0:14,690	0:13,755	0:46,585	0:18,169	0:14,677	0:13,739	0:46,594	0:18,335	0:14,582	0:13,677
Runde 13	0:46,583	0:18,282	0:14,670	0:13,631	0:47,130	0:18,620	0:14,770	0:13,740	0:46,576	0:18,216	0:14,641	0:13,719	0:46,745	0:18,254	0:14,654	0:13,837






DEUTSCHE KART-MEISTERSCHAFT

Round 1: 12 - 14 / 04 / 2019

SOUTH GARDA - LONATO (ITA)



DMSB RegNr 97-19

R 1 DSXC (KZ2) Heat 1 B < > C

Die schnellsten Zeiten

Ort	Nr. Fahrername	Zeit	Streckenl.	Ø Speed
Ziel	381 Van Walslijn,Senna	0:46,026	1200 m	93,9 km/h
Sektion 1	310 Tröger,Tim	0:17,915	531 m	106,7 km/h
Sektion 2	381 Van Walslijn,Senna	0:14,439	390 m	97,2 km/h
Sektion 3	381 Van Walslijn,Senna	0:13,484	279 m	74,5 km/h

	Smr.332 Bednar,Jan CZE	Smr.369 DREWING,Pascal DEU	Smr.319 Elter,Marc DEU	Smr.325 Dum,Benjamin AUT	Smr.356 Costa,Francesco ITA
	GREGOR KART S.R.O. theoretisch mögliche Bestzeit 0:46,204	Vallier Motorsport theoretisch mögliche Bestzeit 0:46,619	CRG Holland theoretisch mögliche Bestzeit 0:46,625	BIREL-ART RACING KSW theoretisch mögliche Bestzeit 0:46,738	Francesco Costa theoretisch mögliche Bestzeit 0:46,557
best	Ziel Sektion 1 Sektion 2 Sektion 3 0:46,213 0:18,070 0:14,515 0:13,619	Ziel Sektion 1 Sektion 2 Sektion 3 0:46,635 0:18,189 0:14,663 0:13,767	Ziel Sektion 1 Sektion 2 Sektion 3 0:46,761 0:18,104 0:14,695 0:13,826	Ziel Sektion 1 Sektion 2 Sektion 3 0:46,852 0:18,272 0:14,716 0:13,750	Ziel Sektion 1 Sektion 2 Sektion 3 0:46,652 0:18,210 0:14,593 0:13,754
Runde 1	0:52,441 0:22,134 0:15,646 0:14,661	0:52,639 0:22,080 0:15,901 0:14,658	0:52,669 0:22,069 0:15,977 0:14,623	0:50,913 0:20,998 0:15,672 0:14,243	0:53,564 0:22,900 0:15,980 0:14,684
Runde 2	0:48,101 0:18,509 0:14,797 0:14,795	0:48,037 0:18,551 0:15,319 0:14,167	0:47,780 0:18,584 0:15,046 0:14,150	0:48,820 0:18,621 0:14,877 0:15,322	0:48,960 0:19,152 0:15,499 0:14,309
Runde 3	0:47,143 0:18,278 0:14,693 0:14,172	0:47,934 0:18,667 0:15,255 0:14,012	0:48,734 0:19,261 0:15,318 0:14,155	0:47,268 0:18,423 0:14,918 0:13,927	0:47,546 0:18,793 0:14,893 0:13,860
Runde 4	0:47,347 0:18,213 0:14,715 0:14,419	0:48,514 0:19,670 0:14,955 0:13,889	0:47,756 0:19,013 0:14,778 0:13,965	0:48,148 0:18,326 0:14,747 0:15,075	0:47,376 0:18,655 0:14,793 0:13,928
Runde 5	0:46,439 0:18,111 0:14,590 0:13,738	0:46,976 0:18,414 0:14,715 0:13,847	0:47,244 0:18,306 0:14,820 0:14,118	0:47,638 0:18,441 0:15,225 0:13,972	0:48,390 0:19,622 0:14,861 0:13,907
Runde 6	0:46,673 0:18,326 0:14,593 0:13,754	0:47,205 0:18,368 0:14,893 0:13,944	0:47,602 0:18,352 0:15,190 0:14,060	0:46,950 0:18,311 0:14,716 0:13,923	0:46,667 0:18,219 0:14,694 0:13,754
Runde 7	0:46,767 0:18,272 0:14,580 0:13,915	0:46,977 0:18,339 0:14,722 0:13,916	0:47,068 0:18,270 0:14,763 0:14,035	0:47,442 0:18,413 0:15,175 0:13,854	0:46,674 0:18,246 0:14,593 0:13,835
Runde 8	0:46,859 0:18,232 0:14,718 0:13,909	0:46,907 0:18,267 0:14,791 0:13,849	0:46,913 0:18,316 0:14,695 0:13,902	0:46,889 0:18,356 0:14,747 0:13,786	0:46,922 0:18,221 0:14,745 0:13,956
Runde 9	0:50,601 0:20,235 0:16,535 0:13,831	0:46,845 0:18,266 0:14,785 0:13,794	0:46,939 0:18,393 0:14,720 0:13,826	0:46,901 0:18,289 0:14,862 0:13,750	0:47,001 0:18,343 0:14,654 0:14,004
Runde 10	0:46,624 0:18,297 0:14,622 0:13,705	0:46,695 0:18,228 0:14,699 0:13,768	0:46,761 0:18,104 0:14,742 0:13,915	0:49,146 0:18,272 0:15,062 0:15,812	0:46,703 0:18,210 0:14,605 0:13,888
Runde 11	0:46,213 0:18,070 0:14,524 0:13,619	0:46,635 0:18,189 0:14,663 0:13,783	0:46,840 0:18,193 0:14,765 0:13,882	0:47,014 0:18,406 0:14,801 0:13,807	0:46,903 0:18,501 0:14,632 0:13,770
Runde 12	0:46,538 0:18,217 0:14,621 0:13,700	0:46,799 0:18,368 0:14,664 0:13,767	0:46,920 0:18,199 0:14,802 0:13,919	0:46,997 0:18,450 0:14,775 0:13,772	0:46,672 0:18,265 0:14,619 0:13,788
Runde 13	0:46,341 0:18,097 0:14,515 0:13,729	0:46,936 0:18,312 0:14,801 0:13,823	0:47,123 0:18,319 0:14,830 0:13,974	0:46,852 0:18,278 0:14,751 0:13,823	0:46,652 0:18,263 0:14,601 0:13,788





DEUTSCHE KART-MEISTERSCHAFT

Round 1: 12 - 14 / 04 / 2019

SOUTH GARDA - LONATO (ITA)




DMSB

DMSB RegNr 97-19

R 1 DSXC (KZ2) Heat 1 B < > C

Die schnellsten Zeiten

Ort	Nr. Fahrername	Streckenkil.	Zeit	Ø Speed
Ziel	381 Van Walslijn,Senna	1200 m	0:46,026	93,9 km/h
Sektion 1	310 Tröger,Tim	531 m	0:17,915	106,7 km/h
Sektion 2	381 Van Walslijn,Senna	390 m	0:14,439	97,2 km/h
Sektion 3	381 Van Walslijn,Senna	279 m	0:13,484	74,5 km/h

	Smr.327 Jonsson,Lukas SWE JP Racing			Smr.387 Preibisch,Marius DEU Bamberger Karttracing			Smr.322 Fredriksson,Lucas SWE JP Racing			Smr.316 Ueber,Sebastian DEU RS Motorsport			Smr.311 Moitzi,Philipp AUT KSB Racing Team			
	theoretisch mögliche Bestzeit	Ziel	Sektion 3	theoretisch mögliche Bestzeit	Ziel	Sektion 3	theoretisch mögliche Bestzeit	Ziel	Sektion 3	theoretisch mögliche Bestzeit	Ziel	Sektion 3	theoretisch mögliche Bestzeit	Ziel	Sektion 3	
best	0:47,639	0:18,595	0:15,022	0:47,439	0:18,419	0:14,899	0:47,088	0:18,417	0:14,775	0:13,816	0:47,217	0:18,409	0:14,901	0:46,314	0:18,145	0:13,714
Runde 1	0:53,968	0:23,910	0:15,638	0:57,481	0:26,685	0:16,137	0:50,583	0:20,928	0:15,373	0:14,282	1:05,618	0:35,279	0:15,577	0:50,664	0:21,258	0:14,140
Runde 2	0:48,715	0:18,844	0:15,668	0:48,564	0:19,074	0:15,173	0:47,797	0:18,802	0:14,968	0:14,027	0:47,907	0:18,835	0:15,080	0:46,993	0:18,622	0:14,635
Runde 3	0:48,043	0:18,691	0:15,253	0:47,702	0:18,627	0:14,967	0:47,482	0:18,583	0:14,934	0:13,965	0:47,745	0:18,679	0:15,072	0:46,966	0:18,304	0:13,956
Runde 4	0:48,061	0:18,847	0:15,179	0:48,413	0:19,234	0:15,076	0:47,280	0:18,608	0:14,780	0:13,892	0:47,757	0:18,705	0:15,144	0:46,314	0:18,145	0:13,714
Runde 5	0:47,993	0:18,647	0:15,197	0:47,644	0:18,541	0:15,015	0:47,353	0:18,562	0:14,919	0:13,872	0:47,630	0:18,623	0:15,118	0:48,120	0:18,200	0:14,658
Runde 6	0:47,792	0:18,604	0:15,177	0:47,524	0:18,419	0:14,984	0:47,281	0:18,499	0:14,795	0:13,987	0:47,386	0:18,545	0:15,000	0:47,297	0:18,443	0:14,073
Runde 7	0:47,783	0:18,659	0:15,120	0:47,771	0:18,440	0:15,135	0:47,199	0:18,417	0:14,859	0:13,923	0:47,498	0:18,599	0:15,020	0:47,751	0:18,455	0:14,559
Runde 8	0:47,734	0:18,677	0:15,091	0:47,576	0:18,535	0:14,919	0:47,485	0:18,595	0:14,925	0:13,965	0:47,249	0:18,417	0:15,022	0:47,065	0:18,424	0:14,677
Runde 9	0:47,681	0:18,595	0:15,056	0:47,759	0:18,703	0:14,996	0:47,501	0:18,672	0:14,924	0:13,905	0:47,217	0:18,409	0:14,998	0:47,065	0:18,424	0:14,677
Runde 10	0:47,937	0:18,775	0:15,150	0:47,467	0:18,490	0:14,899	0:47,172	0:18,496	0:14,812	0:13,864	0:47,268	0:18,537	0:14,949	0:47,065	0:18,424	0:14,677
Runde 11	0:47,994	0:18,717	0:15,185	0:47,568	0:18,521	0:14,950	0:47,088	0:18,451	0:14,783	0:13,854	0:47,253	0:18,487	0:14,901	0:47,065	0:18,424	0:14,677
Runde 12	0:47,639	0:18,596	0:15,086	0:47,439	0:18,456	0:14,966	0:47,159	0:18,537	0:14,806	0:13,816	0:47,373	0:18,572	0:14,993	0:47,065	0:18,424	0:14,677
Runde 13	0:47,745	0:18,682	0:15,022	0:47,809	0:18,635	0:15,070	0:47,193	0:18,532	0:14,775	0:13,886	0:47,471	0:18,438	0:15,123	0:47,065	0:18,424	0:14,677







Round 1: 12 - 14 / 04 / 2019

SOUTH GARDA - LONATO (ITA)

DEUTSCHE KART-MEISTERSCHAFT

DMSB RegNr 97-19

R 1 DSKC (K22) Heat 1 B < > C

Die schnellsten Zeiten

Ort	Nr. Fahrername	Zeit	Streckenl.	Ø Speed
Ziel	381 Van Walslijn,Senna	0:46,026	1200 m	93,9 km/h
Sektion 1	310 Tröger,Tim	0:17,915	531 m	106,7 km/h
Sektion 2	381 Van Walslijn,Senna	0:14,439	390 m	97,2 km/h
Sektion 3	381 Van Walslijn,Senna	0:13,484	279 m	74,5 km/h

	Snr.390 Greit,Toni DEU	Snr.355 Speck,Luis Laurin DEU				
	Solgat Motorsport	Tbkart Srl.				
	theoretisch mögliche Bestzeit 0:47,291	theoretisch mögliche Bestzeit 0:47,700				
best	Ziel Sektion 1 Sektion 2 Sektion 3	Ziel Sektion 1 Sektion 2 Sektion 3	Ziel	Sektion 1	Sektion 2	Sektion 3
	0:48,042 0:18,444 0:14,831 0:14,016	0:52,561 0:18,629 0:14,691 0:14,380				
Runde 1	0:51,780 0:21,267 0:15,699 0:14,814	0:52,561 0:22,779 0:15,402 0:14,380				
Runde 2	0:48,042 0:18,444 0:14,831 0:14,767	0:18,629 0:14,691				
Runde 3	0:48,535 0:19,012 0:15,507 0:14,016					
Runde 4	1:04,340 0:33,731 0:16,054 0:14,555					
Runde 5	0:52,402 0:20,762 0:16,961 0:14,679					
Runde 6						






DEUTSCHE KART-MEISTERSCHAFT

Round 1: 12 - 14 / 04 / 2019

SOUTH GARDA - LONATO (ITA)



DMSB

DMSB RegNr 97-19

R 1 DSKC (K22) Heat 1 B < > C

Fahrername Driver	Van Walstijn Senna	Fritsch Valentino	Trefilovs Davids	Tröger Tim	Villagomez Rafael	La Martina Alessio	Ebner Moritz	Kapetanidis Konstantin	Hofmann Benedikt	Fetzer Dennis	Moor Mark Villem	Bos Jeroen
schleunigste Runde	0:46,026 Rn. 6	0:46,105 Rn. 11	0:46,219 Rn. 8	0:46,054 Rn. 7	0:46,209 Rn. 10	0:46,147 Rn. 10	0:46,342 Rn. 8	0:46,650 Rn. 10	0:46,486 Rn. 8	0:46,728 Rn. 10	0:46,283 Rn. 11	0:46,589 Rn. 4
Speed	93,9 km/h	93,7 km/h	93,5 km/h	93,8 km/h	93,5 km/h	93,6 km/h	93,2 km/h	92,6 km/h	92,9 km/h	92,4 km/h	93,3 km/h	92,7 km/h
Lap 1	0:49,528	0:48,915	0:48,775	0:49,770	0:49,085	0:49,514	0:50,149	0:50,460	0:50,422	0:50,059	0:52,060	0:51,132
Lap 2	0:46,936	0:46,934	0:46,952	0:46,891	0:47,083	0:47,029	0:46,902	0:47,204	0:47,692	0:47,148	0:47,253	0:47,349
Lap 3	0:46,301	0:46,500	0:46,503	0:46,592	0:46,373	0:46,556	0:46,474	0:47,299	0:47,075	0:46,885	0:47,624	0:46,929
Lap 4	0:46,331	0:46,310	0:46,261	0:46,345	0:46,506	0:46,279	0:46,385	0:46,784	0:46,630	0:46,734	0:46,646	0:46,589
Lap 5	0:46,256	0:46,245	0:46,258	0:46,501	0:46,602	0:46,632	0:46,395	0:46,860	0:46,988	0:47,241	0:47,234	0:46,667
Lap 6	0:46,026	0:46,271	0:46,678	0:46,212	0:46,266	0:46,883	0:46,388	0:46,854	0:46,713	0:47,061	0:46,383	0:47,006
Lap 7	0:46,134	0:46,238	0:46,253	0:46,054	0:46,233	0:46,517	0:46,635	0:46,850	0:46,692	0:46,782	0:46,434	0:47,257
Lap 8	0:46,125	0:46,245	0:46,219	0:46,184	0:46,243	0:46,332	0:46,342	0:46,989	0:46,486	0:46,773	0:46,626	0:46,780
Lap 9	0:46,215	0:46,678	0:46,369	0:46,258	0:46,401	0:46,220	0:46,404	0:46,684	0:46,728	0:46,779	0:46,308	0:46,634
Lap 10	0:46,125	0:46,177	0:46,373	0:46,212	0:46,209	0:46,147	0:46,755	0:46,650	0:47,180	0:46,728	0:46,371	0:46,720
Lap 11	0:46,148	0:46,105	0:46,305	0:46,887	0:47,062	0:46,435	0:46,513	0:46,706	0:46,660	0:46,906	0:46,283	0:46,730
Lap 12	0:46,322	0:46,245	0:46,286	0:46,540	0:46,986	0:46,868	0:46,625	0:47,089	0:47,069	0:47,804	0:46,573	0:46,782
Lap 13	0:46,519	0:46,622	0:46,349	0:46,227	0:46,490	0:46,476	0:46,562	0:46,818	0:46,908	0:47,117	0:46,583	0:47,130






DEUTSCHE KART-MEISTERSCHAFT

Round 1: 12 - 14 / 04 / 2019

SOUTH GARDA - LONATO (ITA)



DMSB

DMSB RegNr 97-19

R 1 DSKC (K22) Heat 1 B < > C

Fahrername Driver	Potman Mark	Lagerstrom Linus	Reiböck Lukas	Bednar Jan	Drewing Pascal	Elter Marc	Dam Benjamin	Costa Francesco	Leibmann Daniel	Himmels Yannik	Scheffer Niklas	Schröder Tim
schnellste Runde in Runde	0:46,522 Rn. 11	0:46,516 Rn. 4	0:46,398 Rn. 11	0:46,213 Rn. 11	0:46,635 Rn. 11	0:46,761 Rn. 10	0:46,852 Rn. 13	0:46,652 Rn. 13	0:46,901 Rn. 9	0:46,939 Rn. 8	0:46,732 Rn. 11	0:47,136 Rn. 11
Speed	92,9 km/h	92,9 km/h	93,1 km/h	93,5 km/h	92,6 km/h	92,4 km/h	92,2 km/h	92,6 km/h	92,1 km/h	92,0 km/h	92,4 km/h	91,6 km/h
Lap 1	0:52,552	0:51,803	0:52,272	0:52,441	0:52,639	0:52,669	0:50,913	0:53,564	0:52,836	0:53,462	0:52,237	0:53,560
Lap 2	0:47,743	0:47,361	0:48,033	0:48,101	0:48,037	0:47,780	0:48,820	0:48,960	0:47,783	0:47,785	0:49,022	0:48,444
Lap 3	0:47,595	0:46,725	0:47,819	0:47,143	0:47,934	0:48,734	0:47,268	0:47,546	0:48,265	0:48,292	0:48,295	0:47,786
Lap 4	0:46,663	0:46,516	0:47,727	0:47,347	0:48,514	0:47,756	0:48,148	0:47,376	0:48,060	0:48,241	0:47,735	0:48,260
Lap 5	0:46,740	0:46,809	0:46,947	0:46,439	0:46,976	0:47,244	0:47,638	0:48,390	0:47,264	0:47,888	0:47,988	0:48,691
Lap 6	0:46,744	0:47,568	0:46,811	0:46,673	0:47,205	0:47,602	0:46,950	0:46,667	0:46,994	0:46,942	0:47,002	0:47,285
Lap 7	0:46,883	0:47,502	0:47,022	0:46,767	0:46,977	0:47,068	0:47,442	0:46,674	0:47,100	0:46,940	0:47,193	0:47,317
Lap 8	0:47,096	0:47,187	0:46,678	0:46,859	0:46,907	0:46,913	0:46,889	0:46,922	0:46,993	0:46,939	0:47,223	0:47,290
Lap 9	0:47,008	0:47,973	0:47,068	0:50,601	0:46,845	0:46,939	0:46,901	0:47,001	0:46,901	0:47,412	0:46,884	0:47,418
Lap 10	0:46,982	0:47,394	0:46,459	0:46,624	0:46,695	0:46,761	0:49,146	0:46,703	0:47,178	0:46,967	0:47,261	0:47,259
Lap 11	0:46,522	0:46,749	0:46,398	0:46,213	0:46,635	0:46,840	0:47,014	0:46,903	0:47,399	0:47,035	0:46,732	0:47,136
Lap 12	0:46,585	0:46,594	0:46,643	0:46,538	0:46,799	0:46,920	0:46,997	0:46,672	0:46,934	0:47,166	0:47,200	0:47,394
Lap 13	0:46,576	0:46,745	0:46,654	0:46,341	0:46,936	0:47,123	0:46,852	0:46,652	0:47,036	0:47,040	0:47,205	0:47,215







DEUTSCHE KART-MEISTERSCHAFT

Round 1: 12 - 14 / 04 / 2019

SOUTH GARDA - LONATO (ITA)



DMSB RegNr 97-19

R 1 DSKC (KZ2) Heat 1 B < > C

Fahrername Driver	Beyerlein Patrick	Jonsson Lukas	Preibisch Marius	Fredriksson Lucas	Uber Sebastian	Moitzi Philipp	Greif Toni	Speck Luis Laurin
schnellste Runde in Runde	0:47,184 Rn. 11	0:47,639 Rn. 12	0:47,439 Rn. 12	0:47,088 Rn. 11	0:47,217 Rn. 9	0:46,314 Rn. 4	0:48,042 Rn. 2	0:52,561 Rn. 1
Speed	91,6 km/h	90,7 km/h	91,1 km/h	91,7 km/h	91,5 km/h	93,3 km/h	89,9 km/h	82,2 km/h
Lap 1	0:52,984	0:53,968	0:57,481	0:50,583	1:05,618	0:50,664	0:51,780	0:52,561
Lap 2	0:48,083	0:48,715	0:48,564	0:47,797	0:47,907	0:46,993	0:48,042	
Lap 3	0:47,607	0:48,043	0:47,702	0:47,482	0:47,745	0:46,966	0:48,535	
Lap 4	0:47,889	0:48,061	0:48,413	0:47,280	0:47,757	0:46,314	1:04,340	
Lap 5	0:48,645	0:47,993	0:47,644	0:47,353	0:47,630	0:48,120	0:52,402	
Lap 6	0:47,303	0:47,792	0:47,524	0:47,281	0:47,386	0:47,297		
Lap 7	0:47,444	0:47,783	0:47,771	0:47,199	0:47,498	0:47,751		
Lap 8	0:47,391	0:47,734	0:47,576	0:47,485	0:47,249	0:47,065		
Lap 9	0:47,273	0:47,681	0:47,759	0:47,501	0:47,217			
Lap 10	0:47,310	0:47,937	0:47,467	0:47,172	0:47,268			
Lap 11	0:47,184	0:47,994	0:47,568	0:47,088	0:47,253			
Lap 12	0:47,302	0:47,639	0:47,439	0:47,159	0:47,373			
Lap 13	0:47,252	0:47,745	0:47,809	0:47,193	0:47,471			




DEUTSCHE KART-MEISTERSCHAFT



Round 1: 12 - 14 / 04 / 2019



SOUTH GARDA - LONATO (ITA)

DMSB RegNr 97-19

Groups DSKC (KZ2)

Group A

Pos.	Stnr No.	Fahrer Driver	Nation	Bewerber Sponsor	Nation
1	353	BALBO, Natalia	ITA	N.G.M. MOTORSPORT	ITA
4	314	KINDERVATER, Robert	DEU	BIREL ART RACING KSW	AUT
7	334	CLEVERT, Lauren-Alexander	DEU	Kartshop Ampfing	DEU
10	391	FUNDA, Marcus	AUT	ZANCHI MOTORSPORT	ITA
13	370	DE SANTIS, Raffaele	ITA	SRP Racing Team	DEU
16	382	RISOM, Valdemar	DNK	RS Competition	DNK
19	318	WALTER, Luca	DEU	Luca Walter	DEU
22	354	BIZZOTTO, Leonardo	ITA	Marco Bizzotto	ITA
25	323	STUMPF, Stephen	DEU	Solgar Motorsport	DEU
28	306	WALTER, Andre	DEU	Solgar Motorsport	DEU
31	389	LANGENBACHER, Marvin	DEU	RS Motorsport	DEU
34	352	HUETING, Brio	NLD	SRP Racing Team	DEU
37	312	COLAKOVIC, Nermin	DEU	Solgar Motorsport	DEU
40	358	GRAF, Adrian	DEU	Solgar Motorsport	DEU
43	317	DRESEN, Andreas	DEU	SRP Racing Team	DEU
46	393	MNOMBELI, Mihaili	ZAF	AMK Racing	GBR
49	308	LOPEZ, Marc	ESP	CRG Keizer racing	NLD

Group B

Pos.	Stnr No.	Fahrer Driver	Nation	Bewerber Sponsor	Nation
2	381	VAN WALSTIJN, Senna	ITA	SP Motor Sport	ITA
5	397	TREFILOVS, Davids	DEU	SRP Racing Team	DEU
8	329	VILLAGOMEZ, Rafael	MEX	BIREL ART RACING KSW	AUT
11	384	EBNER, Moritz	ITA	Markus Ebner	ITA
14	333	KAPELANIDIS, Konstantin	DEU	Valier Motorsport	DEU
17	311	MOITZI, Philipp	AUT	KSJ Racing Team	AUT
20	398	FETZER, Dennis	DEU	SRP Racing Team	DEU
23	328	HOFMANN, Benedikt	DEU	BIREL ART RACING KSW	AUT
26	325	DAM, Benjamin	AUT	BIREL ART RACING KSW	AUT
29	319	ELTER, Marc	DEU	CRG Holland	NLD
32	307	HIMMELS, Yannik	DEU	Valier Motorsport	DEU
35	330	BOS, Jeroen	NLD	CRG Holland	NLD
38	322	FREDRIKSSON, Lucas	SWE	JP Racing	SWE
41	335	BEYERLEIN, Patrick	DEU	BEYMO-Karttracing	DEU
44	387	PREIBISCH, Marius	DEU	Bamberger Karttracing	DEU
47	321	SCHEFFER, Niklas	DEU	SRP Racing Team	DEU
50	357	MOOR, Mark Willem	ESP	CPB SPORT	FRA

Group C

Pos.	Stnr No.	Fahrer Driver	Nation	Bewerber Sponsor	Nation
3	324	FRITSCH, Valentino	DEU	BIREL ART RACING KSW	AUT
6	355	SPECK, Luis Laurin	DEU	Tbkart Srl.	ITA
9	359	LA MARTINA, Alessio	ITA	SRP Racing Team	DEU
12	310	TRÖGER, Tim	DEU	Mach1 Motorsport	DEU
15	332	BEDNAR, Jan	CZE	GREGOR KART S.R.O.	CZE
18	345	LAGERSTROM, Linus	SWE	Linus Lagerstrom	SWE
21	383	POITMAN, Mark	NLD	CRG Holland	NLD
24	326	REIBÖCK, Lukas	AUT	BIREL ART RACING KSW	AUT
27	356	COSTA, Francesco	ITA	Francesco Costa	ITA
30	369	DREWING, Pascal	DEU	Valier Motorsport	DEU
33	390	GREIF, Toni	DEU	Solgar Motorsport	DEU
36	394	LEIBMANN, Daniel	DEU	Bamberger Karttracing	DEU
39	315	LEHNER, Franz	AUT	BIREL ART RACING KSW	AUT
42	316	UBER, Sebastian	DEU	RS Motorsport	DEU
45	331	SCHRÖDER, Tim	DEU	Mach1 Motorsport	DEU
48	327	JONSSON, Lukas	SWE	JP Racing	SWE

Renntleitung: Pasquale Lupilo Racedirektor: Horst Seidel
 Sportkommissare: Niklas Spaderna / Ulrich Bell / Paolo Alerbi
 Techn. Kommissare: Hens-Jürgen Dangers / M. Grasthoff / C. Schmidt
 Zeitnahme: KART-DATA timing service Franz Schiesler

Ranking Qualifying Practice DSKC (KZ2)

Strecke / track: 1200m



























started: 50 classified: 50 not classified: 0

Pos	Str. Nr.	Fahrer Driver	Nation	Bewerber/Sponsor	Nation	Lizenz B-Lizenz	Chassis/Motor/Reifen	Rn. Laps	schnellste Zeit fastest Lap	Abstand Gap	Lauf Heat	Rn. Lp	Zeit Time
1	353	BALBO, Natalia	ITA	N.G.M. MOTORSPORT	ITA	386574 385371	FORMULA K / TM / Vega	6	0:45,614		1	6	0:45,614
2	381	VAN WALSTIJN, Senna	NLD	SP Motor Sport	NLD	35961 i.b.a.	Kart Republic / TM / Vega	6	0:45,787	0:00,173	2	6	0:45,787
3	324	FRITSCH, Valentino	DEU	BIREL ART RACING KSW	AUT	IKB1173038 BK102	Birel Art / TM / Vega	7	0:45,853	0:00,066	1	7	0:45,853
4	314	KINDERVATER, Robert	DEU	BIREL ART RACING KSW	AUT	IKC1133505 BK102	Birel Art / TM / Vega	7	0:45,870	0:00,017	1	7	0:45,870
5	397	TREFILOVS, Davids	DEU	SRP Racing Team	DEU	IKC1147656 KBF1156791	Maranello / TM / Vega	6	0:45,870	-	2	6	0:45,870
6	355	SPECK, Luis Laurin	DEU	Tbkart Srl.	ITA	IKB1167417 297356	Tbkart / TM / Vega	6	0:45,939	0:00,069	2	6	0:45,939
7	334	CLEVERT, Lauren-Alexander	DEU	Kartshop Ampling	DEU	ICK1173645 KBF1108764	Tony Kart / TM / Vega	6	0:45,970	0:00,031	1	6	0:45,970
8	329	VILLAGOMEZ, Rafael	MEX	BIREL ART RACING KSW	AUT	0525 BK102	Birel Art / TM / Vega	7	0:45,987	0:00,017	2	7	0:45,987
9	359	LA MARTINA, Alessio	ITA	SRP Racing Team	DEU	406383 KBF1156791	Maranello / TM / Vega	6	0:45,988	0:00,001	1	6	0:45,988
10	391	FUNDA, Marcus	AUT	ZANCHI MOTORSPORT	ITA	JK2051 398793	GP Racing / TM / Vega	7	0:46,025	0:00,037	1	7	0:46,025
11	384	EBNER, Moritz	ITA	Markus Ebner	ITA	404081 403974	Energy / TM / Vega	8	0:46,037	0:00,012	1	8	0:46,037
12	310	TRÖGER, Tim	DEU	Mach1 Motorsport	DEU	ICK1132554 KBF1005514	Mach1 / TM / Vega	6	0:46,047	0:00,010	2	6	0:46,047
13	320	DE SANTIS, Raffaele	ITA	SRP Racing Team	DEU	355299 KBF1156791	Maranello / TM / Vega	6	0:46,085	0:00,038	2	6	0:46,085
14	333	KAPETANIDIS, Konstantin	DEU	Valier Motorsport	DEU	ICK1176576 KBF1063735	SODI / TM / Vega	7	0:46,248	0:00,163	2	7	0:46,248
15	332	BEDNAR, Jan	CZE	GREGOR KART S.R.O.	CZE	19AS0152 338	CRG / TM / Vega	7	0:46,272	0:00,024	2	7	0:46,272
16	382	RISOM, Valdemar	DNK	RS Competition	DNK	36523 36053	Tony Kart / Vortex / Vega	8	0:46,273	0:00,001	1	8	0:46,273
17	311	MOITZI, Philipp	AUT	KSB Racing Team	AUT	JK2029 BK002	Kosmic / Vortex / Vega	5	0:46,280	0:00,007	2	5	0:46,280
18	345	LAGERSTROM, Linus	SWE	Linus Lagerstrom	SWE	199409301216 199409301216	CRG / TM / Vega	6	0:46,293	0:00,013	2	6	0:46,293
19	318	WALTER, Luca	DEU	Luca Walter	DEU	ICK1140650 ICK1140650	Alpha Karting / TM / Vega	8	0:46,367	0:00,074	1	8	0:46,367
20	398	FETZER, Dennis	DEU	SRP Racing Team	DEU	ICK1157082 KBF1156791	Maranello / TM / Vega	6	0:46,369	0:00,002	2	6	0:46,369
21	383	POTMAN, Mark	NLD	CRG Holland	NLD	30972 15521	CRG / TM / Vega	6	0:46,386	0:00,017	2	6	0:46,386
22	354	BIZZOTTO, Leonardo	ITA	Marco Bizotto	ITA	346670 295198	Kart Republic / IAME / Vega	5	0:46,387	0:00,001	1	5	0:46,387
23	328	HOFMANN, Benedikt	DEU	BIREL ART RACING KSW	AUT	ICK1116634 BK102	Birel Art / TM / Vega	8	0:46,409	0:00,022	1	8	0:46,409
24	326	REIBÖCK, Lukas	AUT	BIREL ART RACING KSW	AUT	JK2158 BK102	Birel Art / TM / Vega	8	0:46,423	0:00,014	1	8	0:46,423
25	323	STUMPF, Stephen	DEU	Solgat Motorsport	DEU	ICK1106930 KBF1079882	Birel Art / TM / Vega	6	0:46,458	0:00,035	2	6	0:46,458
26	325	DAM, Benjamin	AUT	BIREL ART RACING KSW	AUT	JK2019 BK102	Birel Art / TM / Vega	8	0:46,459	0:00,001	1	8	0:46,459
27	356	COSTA, Francesco	ITA	Francesco Costa	ITA	370356 370356	SODI / TM / Vega	6	0:46,470	0:00,011	2	6	0:46,470
28	306	WALTER, Andre	DEU	Solgat Motorsport	DEU	ICK1161930 KBF1079882	Birel Art / TM / Vega	7	0:46,471	0:00,001	2	7	0:46,471
29	319	ELTER, Marc	DEU	CRG Holland	NLD	ICK1147174 15521	CRG / TM / Vega	6	0:46,472	0:00,001	2	6	0:46,472
30	369	DREWING, Pascal	DEU	Valier Motorsport	DEU	ICK1147574 KBF1063735	SODI / TM / Vega	7	0:46,491	0:00,019	2	7	0:46,491
31	389	LANGENBACHER, Marvin	DEU	RS Motorsport	DEU	ICK1152544 KBF1104126	CRG / TM / Vega	7	0:46,501	0:00,010	1	7	0:46,501
32	307	HIMMELS, Yannik	DEU	Valier Motorsport	DEU	ICK1147857 KBF1063735	SODI / TM / Vega	7	0:46,520	0:00,019	2	7	0:46,520
33	390	GREIF, Toni	DEU	Solgat Motorsport	DEU	ICK11096240 KBF1079882	Birel Art / TM / Vega	7	0:46,544	0:00,024	1	7	0:46,544
34	352	HUETING, Brio	NLD	SRP Racing Team	DEU	46098 KBF1156791	Maranello / TM / Vega	6	0:46,610	0:00,066	2	6	0:46,610
35	330	BOS, Jeroen	NLD	CRG Holland	NLD	21799 15521	CRG / TM / Vega	7	0:46,642	0:00,032	1	7	0:46,642
36	394	LEIBMANN, Daniel	DEU	Bamberger Karttracing	DEU	IKB1043835 KBF1197896	Lenzokart / LKE / Vega	6	0:46,708	0:00,066	2	6	0:46,708
37	312	COLAKOVIC, Nermin	DEU	Solgat Motorsport	DEU	ICK1155480 KBF1079882	Birel Art / TM / Vega	7	0:46,758	0:00,050	1	7	0:46,758

Ranking Qualifying Practice DSKC (KZ2)

Strecke / track: 1200m

started: 50 classified: 50 not classified: 0

Pos	Str. Nr.	Fahrer Driver	Nation	Bewerber/Sponsor	Nation	Lizenz B-Lizenz	Chassis/Motor/Reifen	Rn. Laps	schnellste Zeit fastest Lap	Abstand Gap	Lauf Heat	Rn. Lp	Zeit Time
38	322	FREDRIKSSON, Lucas		JP Racing		200108090073 105	Exprit / Vortex / Vega	7	0:46,778	0:00,020	1	7	<u>0:46,778</u>
39	315	LEHNER, Franz		BIREL ART RACING KSW		JK2150 BK102	Birel Art / TM / Vega	7	0:46,793	0:00,015	1	7	<u>0:46,793</u>
40	358	GRAF, Adrian		Solgat Motorsport		IKC1126334 t.b.a.	Birel Art / TM / Vega	7	0:46,804	0:00,011	2	7	<u>0:46,804</u>
41	335	BEYERLEIN, Patrick		BEYMO-Kartracing		IKC1041625	CRG / TM / Vega	7	0:46,935	0:00,131	2	7	<u>0:46,935</u>
42	316	UBER, Sebastian		RS Motorsport		IKB1117990 KBF1160795	CRG / Modena / Vega	7	0:46,980	0:00,045	2	7	<u>0:46,980</u>
43	317	DRESEN, Andreas		SRP Racing Team		IKC1116375	Maranello / TM / Vega	7	0:47,022	0:00,042	1	7	<u>0:47,022</u>
44	387	PREIBISCH, Marius		Bamberger Kartracing		IKC1181135 KBF1197896	Lenzokart / LKE / Vega	8	0:47,070	0:00,048	2	8	<u>0:47,070</u>
45	331	SCHRÖDER, Tim		Mach1 Motorsport		IKB1079850 t.b.a.	Mach1 / TM / Vega	8	0:47,221	0:00,151	1	8	<u>0:47,221</u>
46	393	MNOMBELI, Mhlahi		MK Racing		14806 273486	Tony Kart / Vortex / Vega	7	0:47,439	0:00,218	1	7	<u>0:47,439</u>
47	321	SCHEFTER, Niklas		SRP Racing Team		IKC1180230 KBF1156791	Maranello / TM / Vega	7	0:47,514	0:00,075	1	7	<u>0:47,514</u>
48	327	JONSSON, Lukas		JP Racing		200009017955 105	Exprit / Vortex / Vega	7	0:47,785	0:00,271	2	7	<u>0:47,785</u>
49	308	LOPEZ, Marc		CRG Keijzer racing		0014 esp 28613	CRG / TM / Vega	8	-	-	1	8	
50	357	MOOR, Mark Villem		CPB SPORT		K913 232241-1	SODI / TM / Vega	6	-	-	1	6	

Rennleitung: Pasquale Lupilo Racedirektor: Horst Seidel

Sportkommissare: Nikolas Spaderna / Ulrich Bell / Paola Acerbi

Techn. Kommissare: Hans-Jürgen Dangers / M. Grasshoff / C. Schmidt

Zeitnahme: KART-DATA timing service Franz Schieszler

Qualifying practice DSKC (K22) Group 1 Group 1

Strecke / track: 1200m

started: 25 classified: 25 not classified: 0

Pos	Stf. Nr.	Fahrer Driver	Nation	Bewerber/Sponsor	Nation	Lizenz B-Lizenz	Chassis/Motor/Reifen	Runden Legs	Differenz	Abstand Gap	beste Runde best Lap	in N. in L.	Beschw. e Speed
1	353	BALBO, Natalia	ITA	N.G.M. MOTORSPORT	ITA	386574 385371	FORMULA K / TM / Vega	6			0:45,614	4	94,7 km/h
2	324	FRITSCH, Valentino	DEU	BIREL ART RACING KSW	AUT	IKB1179308 BK102	Birel Art / TM / Vega	7	0:00,239	0:00,239	0:45,853	6	94,2 km/h
3	314	KINDERVATER, Robert	DEU	BIREL ART RACING KSW	AUT	JKC1133505 BK102	Birel Art / TM / Vega	7	0:00,256	0:00,017	0:45,870	7	94,2 km/h
4	334	CLEVERT, Lauren-Alexan	DEU	Kartshop Ampling	DEU	ICK1173645 KBF1108764	Tony Kart / TM / Vega	6	0:00,356	0:00,100	0:45,970	6	94,0 km/h
5	359	LA MARTINA, Alessio	ITA	SRP Racing Team	DEU	406383 KBF1156791	Maranello / TM / Vega	6	0:00,374	0:00,018	0:45,988	5	93,9 km/h
6	391	FUNDA, Marcus	AUT	ZANCI MOTORSPORT	ITA	JK2051 398793	GP Racing / TM / Vega	7	0:00,411	0:00,037	0:46,025	7	93,9 km/h
7	384	EBNER, Moritz	ITA	Markus Ebner	ITA	404081 403974	Energy / TM / Vega	8	0:00,423	0:00,012	0:46,037	6	93,8 km/h
8	382	RISOM, Valdemar	DNK	RS Competition	DNK	36523 36053	Tony Kart / Vortex / Vega	8	0:00,659	0:00,236	0:46,273	7	93,4 km/h
9	318	WALTER, Luca	DEU	Luca Walter	DEU	ICK1140650 ICK1140650	Alpha Karting / TM / Vega	8	0:00,753	0:00,094	0:46,367	6	93,2 km/h
10	354	BIZZOTTO, Leonardo	ITA	Marco Bizotto	ITA	346676 295198	Kart Republic / IAME / Vega	5	0:00,773	0:00,020	0:46,387	4	93,1 km/h
11	328	HOFMANN, Benedikt	DEU	BIREL ART RACING KSW	AUT	ICK1156634 BK102	Birel Art / TM / Vega	8	0:00,795	0:00,022	0:46,409	8	93,1 km/h
12	326	REIBÖCK, Lukas	AUT	BIREL ART RACING KSW	AUT	JK2158 BK102	Birel Art / TM / Vega	8	0:00,809	0:00,014	0:46,423	6	93,1 km/h
13	325	DAM, Benjamin	AUT	BIREL ART RACING KSW	AUT	JK2019 BK102	Birel Art / TM / Vega	8	0:00,845	0:00,036	0:46,459	7	93,0 km/h
14	389	LANGENBACHER, Marvin	DEU	RS Motorsport	DEU	ICK1152544 KBF1104126	CRG / TM / Vega	7	0:00,887	0:00,042	0:46,501	6	92,9 km/h
15	390	GREIF, Toni	DEU	Salgat Motorsport	DEU	IKB1096246 KBF1079882	Birel Art / TM / Vega	7	0:00,930	0:00,043	0:46,544	7	92,8 km/h
16	330	BOS, Jeroen	NLD	CRG Holland	NLD	21799 15521	CRG / TM / Vega	7	0:01,028	0:00,098	0:46,642	6	92,6 km/h
17	312	COLAKOVIC, Nermin	DEU	Salgat Motorsport	DEU	ICK1155486 KBF1079882	Birel Art / TM / Vega	7	0:01,144	0:00,116	0:46,758	6	92,4 km/h
18	322	FREDRIKSSON, Lucas	SWE	JP Racing	SWE	20010809007 105	Expit / Vortex / Vega	7	0:01,164	0:00,020	0:46,778	7	92,4 km/h
19	315	LEHNER, Franz	AUT	BIREL ART RACING KSW	AUT	JK2150 BK102	Birel Art / TM / Vega	7	0:01,179	0:00,015	0:46,793	7	92,3 km/h
20	317	DRESEN, Andreas	DEU	SRP Racing Team	DEU	ICK1116375 KBF1156791	Maranello / TM / Vega	7	0:01,408	0:00,229	0:47,022	7	91,9 km/h
21	331	SCHRÖDER, Tim	DEU	Mach1 Motorsport	DEU	IKB1079850 i.b.a.	Mach1 / TM / Vega	8	0:01,607	0:00,199	0:47,221	6	91,5 km/h
22	393	MNOMBELI, Mihilali	ZAF	MK Racing	GBR	14806 273406	Tony Kart / Vortex / Vega	7	0:01,825	0:00,218	0:47,439	5	91,1 km/h
23	321	SCHEFTER, Niklas	DEU	SRP Racing Team	DEU	ICK1180230 KBF1156791	Maranello / TM / Vega	7	0:01,900	0:00,075	0:47,514	4	90,9 km/h
DSQ	357	MOOR, Mark Villem	EST	CPB SPORT	FRA	K913 232241-1	SODI / TM / Vega	6					
DSQ	308	LOPEZ, Marc	ESP	CRG Keijzer racing	NLD	0014 esp 28613	CRG / TM / Vega	8					

StNr. 308,357 Disqualifikation from the Qualifying

Rennleitung: Pasquale Lupilo Racedirektor: Horst Seidel
 Sportkommissare: Nikolas Spaderna / Ulrich Bell / Paola Acerbi
 Techn. Kommissare: Hans-Jürgen Dangers / M. Grasshoff / C. Schmidt
 Zeitnahme: KART-DATA timing service Franz Schieszler

Zeitnahme / timekeeping

control 
 Franz Schieszler

freigegeben: 11:50:32





DEUTSCHE KART-MEISTERSCHAFT

Round 1: 12 - 14 / 04 / 2019

SOUTH GARDA - LONATO (ITA)

DMSB




DMSB RegNr 97-19

Qualifying practice DSKC (K22) Group 2 Group 2

Fahrername Driver	Van Walsstijn Senna	Trefilovs Davids	Speck Luis Laurin	Villagomez Rafael	Tröger Tim	De Santis Raffaele	Kapetanidis Konstantin	Bednar Jan	Moitzi Philipp	Lagerstrom Linus	Fetzer Dennis	Potman Mark
schnellste Runde in Runde	0:45,787 Rn. 5	0:45,870 Rn. 4	0:45,939 Rn. 6	0:45,987 Rn. 5	0:46,047 Rn. 5	0:46,085 Rn. 4	0:46,248 Rn. 6	0:46,272 Rn. 7	0:46,280 Rn. 5	0:46,293 Rn. 4	0:46,369 Rn. 5	0:46,386 Rn. 5
Speed	94,3 km/h	94,2 km/h	94,0 km/h	93,9 km/h	93,8 km/h	93,7 km/h	93,4 km/h	93,4 km/h	93,3 km/h	93,3 km/h	93,2 km/h	93,1 km/h
Lap 1	0:55,908	0:50,838	0:51,423	0:51,098	1:01,407	0:58,326	0:52,612	0:53,676	0:49,487	0:55,942	0:58,728	0:57,637
Lap 2	0:50,810	0:46,735	0:46,988	0:46,819	0:47,951	0:48,355	0:47,669	0:52,628	0:46,723	0:48,470	0:51,750	0:48,406
Lap 3	0:47,456	0:46,199	0:46,435	0:46,001	0:46,383	0:46,518	0:46,842	0:47,300	0:46,473	0:46,630	0:47,251	0:46,906
Lap 4	0:46,707	0:45,870	0:45,951	0:46,290	0:46,279	0:46,085	0:46,531	0:46,485	0:46,394	0:46,293	0:46,616	0:46,661
Lap 5	0:45,787	0:45,995	0:45,947	0:45,987	0:46,047	0:46,096	0:46,360	0:46,396	0:46,280	0:46,360	0:46,369	0:46,386
Lap 6	0:45,878	0:46,000	0:45,939	0:46,156	0:46,252	0:49,491	0:46,248	0:48,169	0:46,280	0:47,011	0:46,378	0:46,402
Lap 7							0:46,381	0:46,272				
Lap 8				0:46,114								







Round 1: 12 - 14 / 04 / 2019

SOUTH GARDA - LONATO (ITA)

DEUTSCHE KART-MEISTERSCHAFT

DMSB RegNr 97-19

Qualifying practice DSKC (K22) Group 2 Group 2

Fahrername Driver	Stumpf Stephen	Costa Francesco	Walter Andre	Elter Marc	Drewing Pascal	Himmels Yannik	Huefing Brio	Leibmann Daniel	Graf Adrian	Beyerlein Patrick	Uber Sebastian	Preibisch Marius
schnellste Runde in Runde	0:46,458 Rn. 5	0:46,470 Rn. 5	0:46,471 Rn. 6	0:46,472 Rn. 4	0:46,491 Rn. 7	0:46,520 Rn. 6	0:46,610 Rn. 5	0:46,708 Rn. 6	0:46,804 Rn. 6	0:46,935 Rn. 5	0:46,980 Rn. 7	0:47,070 Rn. 7
Speed	93,0 km/h	93,0 km/h	93,0 km/h	93,0 km/h	92,9 km/h	92,9 km/h	92,7 km/h	92,5 km/h	92,3 km/h	92,0 km/h	92,0 km/h	91,8 km/h
Lap 1	1:01,204	0:55,713	0:56,041	0:51,828	0:52,081	0:54,744	0:55,085	0:57,455	0:56,306	0:57,771	1:00,208	0:57,640
Lap 2	0:53,235	0:47,516	0:48,350	0:47,556	0:48,003	0:48,204	0:49,768	0:48,944	0:48,447	0:51,791	0:52,679	0:51,446
Lap 3	0:48,331	0:46,994	0:46,837	0:46,689	0:47,426	0:47,148	0:46,953	0:47,272	0:47,638	0:50,271	0:48,615	0:47,894
Lap 4	0:46,968	0:46,548	0:46,474	0:46,472	0:46,613	0:46,743	0:46,841	0:47,335	0:47,136	0:47,028	0:47,252	0:47,403
Lap 5	0:46,458	0:46,470	0:46,554	0:46,737	0:46,576	0:46,574	0:46,610	0:46,811	0:46,945	0:46,935	0:47,075	0:47,074
Lap 6	0:52,504	0:46,532	0:46,471	0:49,506	0:46,654	0:46,520	0:46,771	0:46,708	0:46,804	0:46,997	0:47,050	0:47,151
Lap 7			0:57,595		0:46,491	0:46,947			0:47,338	0:47,092	0:46,980	0:47,070
Lap 8												0:47,323



DMSB RegNr 97-19

Qualifying practice DSKC (KZ2) Group 2 Group 2

Fahrername Driver	Jonsson Lukas
schnellste Runde in Runde	0:47,785 Rn. 6
Speed	90,4 km/h
Lap 1	0:54,049
Lap 2	0:48,482
Lap 3	0:48,231
Lap 4	0:47,959
Lap 5	0:47,976
Lap 6	<u>0:47,785</u>
Lap 7	0:47,818
Lap 8	




DEUTSCHE KART-MEISTERSCHAFT

Round 1: 12 - 14 / 04 / 2019

SOUTH GARDA - LONATO (ITA)

DMSB




DMSB RegNr 97-19

Qualifying practice DSKC (K22) Group 2 Group 2

Ziel		Sektion 1		Sektion 2		Sektion 3	
Fahrername	Zeit	Fahrername	Zeit	Fahrername	Zeit	Fahrername	Zeit
1 381 Van Walstijn,Senna	0:45,787	381 Van Walstijn,Senna	0:17,812	320 De Santis,Raffaele	0:14,272	381 Van Walstijn,Senna	0:13,473
2 397 Trefilovs, Davids	0:45,870	310 Tröger, Tim	0:17,944	397 Trefilovs, Davids	0:14,323	397 Trefilovs, Davids	0:13,486
3 355 Speck, Luis Laurin	0:45,939	397 Trefilovs, Davids	0:17,961	355 Speck, Luis Laurin	0:14,341	355 Speck, Luis Laurin	0:13,518
4 329 Villagomez, Rafael	0:45,987	355 Speck, Luis Laurin	0:18,012	329 Villagomez, Rafael	0:14,376	329 Villagomez, Rafael	0:13,521
5 310 Tröger, Tim	0:46,047	329 Villagomez, Rafael	0:18,012	311 Moitzi, Philipp	0:14,389	333 Kapetanidis, Konstantin	0:13,567
6 320 De Santis, Raffaele	0:46,085	332 Bednar, Jan	0:18,021	310 Tröger, Tim	0:14,398	310 Tröger, Tim	0:13,583
7 333 Kapetanidis, Konstantin	0:46,248	320 De Santis, Raffaele	0:18,035	381 Van Walstijn, Senna	0:14,399	306 Walter, Andre	0:13,609
8 332 Bednar, Jan	0:46,272	345 Lagerstrom, Linus	0:18,035	356 Costa, Francesco	0:14,441	319 Elter, Marc	0:13,617
9 311 Moitzi, Philipp	0:46,280	319 Elter, Marc	0:18,082	332 Bednar, Jan	0:14,478	323 Stumpf, Stephen	0:13,623
10 345 Lagerstrom, Linus	0:46,293	383 Potman, Mark	0:18,084	306 Walter, Andre	0:14,490	345 Lagerstrom, Linus	0:13,626
11 398 Fetzer, Dennis	0:46,369	356 Costa, Francesco	0:18,089	369 Drawing, Pascal	0:14,521	311 Moitzi, Philipp	0:13,636
12 383 Potman, Mark	0:46,386	333 Kapetanidis, Konstantin	0:18,094	398 Fetzer, Dennis	0:14,524	352 Huetting, Brio	0:13,669
13 323 Stumpf, Stephen	0:46,458	398 Fetzer, Dennis	0:18,131	319 Elter, Marc	0:14,526	383 Potman, Mark	0:13,670
14 356 Costa, Francesco	0:46,470	369 Drawing, Pascal	0:18,147	307 Himmels, Yannik	0:14,527	398 Fetzer, Dennis	0:13,672
15 306 Walter, Andre	0:46,471	311 Moitzi, Philipp	0:18,171	383 Potman, Mark	0:14,547	332 Bednar, Jan	0:13,685
16 319 Elter, Marc	0:46,472	306 Walter, Andre	0:18,214	333 Kapetanidis, Konstantin	0:14,550	369 Drawing, Pascal	0:13,698
17 369 Drawing, Pascal	0:46,491	307 Himmels, Yannik	0:18,253	323 Stumpf, Stephen	0:14,578	394 Leibmann, Daniel	0:13,716
18 307 Himmels, Yannik	0:46,520	323 Stumpf, Stephen	0:18,257	345 Lagerstrom, Linus	0:14,601	316 Uber, Sebastian	0:13,720
19 352 Huetting, Brio	0:46,610	352 Huetting, Brio	0:18,273	352 Huetting, Brio	0:14,605	358 Graf, Adrian	0:13,726
20 394 Leibmann, Daniel	0:46,708	394 Leibmann, Daniel	0:18,296	394 Leibmann, Daniel	0:14,650	320 De Santis, Raffaele	0:13,731
21 358 Graf, Adrian	0:46,804	387 Preibisch, Marius	0:18,307	358 Graf, Adrian	0:14,669	307 Himmels, Yannik	0:13,740
22 335 Beyerlein, Patrick	0:46,935	316 Uber, Sebastian	0:18,333	335 Beyerlein, Patrick	0:14,675	335 Beyerlein, Patrick	0:13,758
23 316 Uber, Sebastian	0:46,980	335 Beyerlein, Patrick	0:18,347	387 Preibisch, Marius	0:14,799	356 Costa, Francesco	0:13,779
24 387 Preibisch, Marius	0:47,070	358 Graf, Adrian	0:18,375	316 Uber, Sebastian	0:14,800	387 Preibisch, Marius	0:13,863
25 327 Jonsson, Lukas	0:47,785	327 Jonsson, Lukas	0:18,513	327 Jonsson, Lukas	0:15,035	327 Jonsson, Lukas	0:13,942






DEUTSCHE KART-MEISTERSCHAFT

Round 1: 12 - 14 / 04 / 2019

SOUTH GARDA - LONATO (ITA)

DMSB RegNr 97-19

Qualifying practice DSKC (KZ2) Group 2 Group 2

Die schnellsten Zeiten

Ort	Nr. Fahrername	Zeit	Streckenl.	Ø Speed
Ziel	381 Van Walstijn,Senna	0:45,787	1200 m	94,3 km/h
Sektion 1	381 Van Walstijn,Senna	0:17,812	531 m	107,3 km/h
Sektion 2	320 De Sennis,Ruffaale	0:14,272	390 m	98,4 km/h
Sektion 3	381 Van Walstijn,Senna	0:13,473	279 m	74,5 km/h

	Snr.381 Van Walstijn,Senna NLD SP Motor Sport	Snr.397 Trefflows, Davids DEU SRP Racing Team	Snr.355 Speck,Luis Laurin DEU Tbkart Srl.	Snr.329 Villagomez,Rafael MEX BIREL-ART RACING KSW	Snr.310 Tröger,Tim DEU Mach1 Motorsport
	theoretisch mögliche Bestzeit 0:45,684	theoretisch mögliche Bestzeit 0:45,770	theoretisch mögliche Bestzeit 0:45,871	theoretisch mögliche Bestzeit 0:45,909	theoretisch mögliche Bestzeit 0:45,925
best	Ziel Sektion 1 Sektion 2 Sektion 3 0:45,787 0:17,812 0:14,399 0:13,473	Ziel Sektion 1 Sektion 2 Sektion 3 0:45,870 0:17,961 0:14,323 0:13,486	Ziel Sektion 1 Sektion 2 Sektion 3 0:45,939 0:18,012 0:14,341 0:13,518	Ziel Sektion 1 Sektion 2 Sektion 3 0:45,987 0:18,012 0:14,376 0:13,521	Ziel Sektion 1 Sektion 2 Sektion 3 0:46,047 0:17,944 0:14,398 0:13,583
Runde 1	0:55,908 0:22,765 0:17,618 0:15,525	0:50,838 0:20,597 0:15,974 0:14,267	0:51,423 0:20,393 0:16,127 0:14,903	0:51,098 0:22,000 0:15,180 0:13,918	1:01,407 0:24,842 0:19,438 0:17,127
Runde 2	0:50,810 0:19,926 0:15,733 0:15,151	0:46,735 0:18,401 0:14,648 0:13,686	0:46,988 0:18,656 0:14,634 0:13,698	0:46,819 0:18,445 0:14,694 0:13,680	0:47,951 0:18,955 0:15,030 0:13,966
Runde 3	0:47,456 0:18,422 0:14,796 0:14,238	0:46,199 0:18,090 0:14,529 0:13,580	0:46,435 0:18,374 0:14,459 0:13,602	0:46,001 0:18,065 0:14,415 0:13,521	0:46,383 0:18,106 0:14,580 0:13,697
Runde 4	0:46,707 0:18,424 0:14,774 0:13,509	0:45,870 0:18,052 0:14,332 0:13,486	0:45,951 0:18,040 0:14,359 0:13,552	0:46,290 0:18,074 0:14,505 0:13,711	0:46,279 0:17,980 0:14,551 0:13,748
Runde 5	0:45,787 0:17,812 0:14,483 0:13,492	0:45,995 0:17,961 0:14,323 0:13,711	0:45,947 0:18,012 0:14,371 0:13,564	0:45,987 0:18,024 0:14,376 0:13,587	0:46,047 0:17,944 0:14,398 0:13,705
Runde 6	0:45,878 0:18,006 0:14,399 0:13,473	0:46,000 0:18,024 0:14,367 0:13,609	0:45,939 0:18,080 0:14,341 0:13,518	0:46,156 0:18,070 0:14,382 0:13,704	0:46,252 0:18,233 0:14,436 0:13,583
Runde 7				0:46,114 0:18,012 0:14,445 0:13,657	
Runde 8					



DKM

DEUTSCHE KART-MEISTERSCHAFT





Round 1: 12 - 14 / 04 / 2019

SOUTH GARDA - LONATO (ITA)

DMSB RegNr 97-19

Qualifying practice DSKC (KZ2) Group 2 Group 2

Die schnellsten Zeiten

Ort	Nr. Fahrername	Zeit	Streckenl.	ø Speed
Ziel	381 Van Walstijn,Senna	0:45,787	1200 m	94,3 km/h
Sektion 1	381 Van Walstijn,Senna	0:17,812	531 m	107,3 km/h
Sektion 2	320 De Santis,Raffaele	0:14,272	390 m	98,4 km/h
Sektion 3	381 Van Walstijn,Senna	0:13,473	279 m	74,5 km/h

	Smr.320 De Santis,Raffaele ITA	Smr.333 Kapetanidis,Konstantin DEU	Smr.332 Bednar,Jan CZE	Smr.311 Moitzi,Philipp AUT	Smr.345 Lagerstrom,Linus SWE
	SRP Racing Team theoretisch mögliche Bestzeit 0:46,038	Valter Motorsport theoretisch mögliche Bestzeit 0:46,211	GREGOR KART S.R.O. theoretisch mögliche Bestzeit 0:46,184	KSB Racing Team theoretisch mögliche Bestzeit 0:46,196	Linus Lagerstrom theoretisch mögliche Bestzeit 0:46,262
best	Ziel Sektion 1 Sektion 2 Sektion 3 0:46,085 0:18,035 0:14,272 0:13,731	Ziel Sektion 1 Sektion 2 Sektion 3 0:46,248 0:18,094 0:14,550 0:13,567	Ziel Sektion 1 Sektion 2 Sektion 3 0:46,272 0:18,021 0:14,478 0:13,685	Ziel Sektion 1 Sektion 2 Sektion 3 0:46,280 0:18,171 0:14,389 0:13,636	Ziel Sektion 1 Sektion 2 Sektion 3 0:46,293 0:18,035 0:14,601 0:13,626
Runde 1	0:58,376 0:24,696 0:17,633 0:15,997	0:52,612 0:22,350 0:16,032 0:14,230	0:53,676 0:22,440 0:16,337 0:14,899	0:49,487 0:20,561 0:14,980 0:13,946	0:55,942 0:24,128 0:16,959 0:14,855
Runde 2	0:48,355 0:19,057 0:15,183 0:14,115	0:47,669 0:18,764 0:14,994 0:13,911	0:52,628 0:22,800 0:15,727 0:14,101	0:46,723 0:18,470 0:14,526 0:13,727	0:48,470 0:19,197 0:15,179 0:14,094
Runde 3	0:46,518 0:18,177 0:14,531 0:13,810	0:46,842 0:18,337 0:14,654 0:13,851	0:47,300 0:18,316 0:15,087 0:13,897	0:46,473 0:18,268 0:14,482 0:13,723	0:46,630 0:18,285 0:14,645 0:13,700
Runde 4	0:46,085 0:18,035 0:14,285 0:13,765	0:46,531 0:18,250 0:14,663 0:13,618	0:46,485 0:18,021 0:14,677 0:13,787	0:46,394 0:18,360 0:14,398 0:13,636	0:46,293 0:18,050 0:14,617 0:13,626
Runde 5	0:46,096 0:18,093 0:14,272 0:13,731	0:46,360 0:18,175 0:14,618 0:13,567	0:46,396 0:18,088 0:14,584 0:13,724	0:46,280 0:18,171 0:14,389 0:13,720	0:46,360 0:18,035 0:14,601 0:13,724
Runde 6	0:49,491 0:18,105 0:17,032 0:14,354	0:46,248 0:18,094 0:14,550 0:13,604	0:48,169 0:18,973 0:14,978 0:14,218		0:47,011 0:18,057 0:14,988 0:13,966
Runde 7		0:46,381 0:18,193 0:14,564 0:13,624	0:46,272 0:18,109 0:14,478 0:13,685		
Runde 8					







Round 1: 12 - 14 / 04 / 2019

SOUTH GARDA - LONATO (ITA)

DEUTSCHE KART-MEISTERSCHAFT

DMSB RegNr 97-19

Qualifying practice DSKC (KZ2) Group 2 Group 2

Die schnellsten Zeiten

Ort	Nr. Fahrername	Zeit	Streckenl.	ø Speed
Ziel	381 Van Walstijn,Senna	0:45,787	1200 m	94,3 km/h
Sektion 1	381 Van Walstijn,Senna	0:17,812	531 m	107,3 km/h
Sektion 2	320 De Sennis,Ruffaene	0:14,272	390 m	98,4 km/h
Sektion 3	381 Van Walstijn,Senna	0:13,473	279 m	74,5 km/h

	Smr.398 Fetzer,Dennis DEU SRP Racing Team	Smr.383 Potman,Mark NLD CRG Holland	Smr.323 Stumpf,Stephen DEU Solgat Motorsport	Smr.356 Costa,Francesco ITA Francesco Costa	Smr.306 Walter,Andre DEU Solgat Motorsport
best	theoretisch mögliche Bestzeit 0:46,327 Ziel Sektion 1 Sektion 2 Sektion 3 0:46,369 0:18,131 0:14,524 0:13,672	theoretisch mögliche Bestzeit 0:46,301 Ziel Sektion 1 Sektion 2 Sektion 3 0:46,386 0:18,084 0:14,547 0:13,670	theoretisch mögliche Bestzeit 0:46,458 Ziel Sektion 1 Sektion 2 Sektion 3 0:46,458 0:18,257 0:14,578 0:13,623	theoretisch mögliche Bestzeit 0:46,309 Ziel Sektion 1 Sektion 2 Sektion 3 0:46,470 0:18,089 0:14,441 0:13,779	theoretisch mögliche Bestzeit 0:46,313 Ziel Sektion 1 Sektion 2 Sektion 3 0:46,471 0:18,214 0:14,490 0:13,609
Runde 1	0:58,778 0:25,656 0:17,208 0:15,864	0:57,637 0:23,992 0:17,597 0:16,048	1:01,204 0:26,731 0:18,686 0:15,787	0:55,713 0:23,837 0:16,684 0:15,192	0:56,041 0:24,981 0:16,620 0:14,440
Runde 2	0:51,750 0:19,968 0:16,600 0:15,182	0:48,406 0:19,028 0:15,204 0:14,174	0:53,235 0:20,206 0:16,203 0:16,826	0:47,516 0:18,638 0:14,946 0:13,932	0:48,350 0:19,428 0:14,964 0:13,958
Runde 3	0:47,251 0:18,483 0:14,867 0:13,901	0:46,906 0:18,355 0:14,678 0:13,873	0:48,331 0:19,066 0:15,157 0:14,108	0:46,994 0:18,351 0:14,816 0:13,827	0:46,837 0:18,475 0:14,617 0:13,745
Runde 4	0:46,616 0:18,333 0:14,589 0:13,694	0:46,661 0:18,297 0:14,683 0:13,681	0:46,968 0:18,367 0:14,834 0:13,767	0:46,548 0:18,303 0:14,441 0:13,804	0:46,474 0:18,317 0:14,490 0:13,667
Runde 5	0:46,369 0:18,131 0:14,566 0:13,672	0:46,386 0:18,169 0:14,547 0:13,670	0:46,458 0:18,257 0:14,578 0:13,623	0:46,470 0:18,113 0:14,578 0:13,779	0:46,554 0:18,230 0:14,715 0:13,609
Runde 6	0:46,378 0:18,131 0:14,524 0:13,723	0:46,402 0:18,084 0:14,614 0:13,704	0:52,504 0:20,124 0:18,186 0:14,194	0:46,532 0:18,089 0:14,653 0:13,790	0:46,471 0:18,214 0:14,577 0:13,680
Runde 7					0:57,595 0:19,016 0:16,537 0:22,042
Runde 8					







DEUTSCHE KART-MEISTERSCHAFT

Round 1: 12 - 14 / 04 / 2019

SOUTH GARDA - LONATO (ITA)

DMSB RegNr 97-19

Qualifying practice DSKC (KZ2) Group 2 Group 2

Die schnellsten Zeiten

Ort	Nr. Fahrername	Zeit	Streckenl.	ø Speed
Ziel	381 Van Walstijn,Senna	0:45,787	1200 m	94,3 km/h
Sektion 1	381 Van Walstijn,Senna	0:17,812	531 m	107,3 km/h
Sektion 2	320 De Somis,Ruffaie	0:14,272	390 m	98,4 km/h
Sektion 3	381 Van Walstijn,Senna	0:13,473	279 m	74,5 km/h

	Smr.319 Elter,Marc DEU CRG Holland	Smr.369 Drowing,Pascal DEU Valier Motorsport	Smr.307 Himmels,Yannik DEU Valier Motorsport	Smr.352 Hueting,Brio NLD SRP Racing Team	Smr.394 Leibmann,Daniel DEU Bamberger Karttracing
	theoretisch mögliche Bestzeit 0:46,225	theoretisch mögliche Bestzeit 0:46,366	theoretisch mögliche Bestzeit 0:46,520	theoretisch mögliche Bestzeit 0:46,547	theoretisch mögliche Bestzeit 0:46,662
best	Ziel Sektion 1 Sektion 2 Sektion 3 0:46,472 0:18,082 0:14,526 0:13,617	Ziel Sektion 1 Sektion 2 Sektion 3 0:46,491 0:18,147 0:14,521 0:13,698	Ziel Sektion 1 Sektion 2 Sektion 3 0:46,520 0:18,253 0:14,527 0:13,740	Ziel Sektion 1 Sektion 2 Sektion 3 0:46,610 0:18,273 0:14,605 0:13,669	Ziel Sektion 1 Sektion 2 Sektion 3 0:46,708 0:18,296 0:14,650 0:13,716
Runde 1	0:51,828 0:21,905 0:15,521 0:14,402	0:52,081 0:21,841 0:15,889 0:14,351	0:54,744 0:22,345 0:17,494 0:14,905	0:55,085 0:22,677 0:16,834 0:15,574	0:57,455 0:23,833 0:18,091 0:15,531
Runde 2	0:47,556 0:18,306 0:14,760 0:14,490	0:48,003 0:18,566 0:14,930 0:14,507	0:48,204 0:19,091 0:15,021 0:14,092	0:49,768 0:20,339 0:15,376 0:14,053	0:48,944 0:19,566 0:15,223 0:14,155
Runde 3	0:46,689 0:18,546 0:14,526 0:13,617	0:47,426 0:18,857 0:14,782 0:13,787	0:47,148 0:18,520 0:14,819 0:13,809	0:46,953 0:18,403 0:14,701 0:13,849	0:47,272 0:18,589 0:14,854 0:13,829
Runde 4	0:46,472 0:18,082 0:14,599 0:13,791	0:46,613 0:18,215 0:14,644 0:13,754	0:46,743 0:18,304 0:14,667 0:13,772	0:46,841 0:18,340 0:14,725 0:13,776	0:47,335 0:18,624 0:14,896 0:13,815
Runde 5	0:46,737 0:18,327 0:14,537 0:13,873	0:46,576 0:18,230 0:14,600 0:13,746	0:46,574 0:18,257 0:14,558 0:13,759	0:46,610 0:18,273 0:14,605 0:13,732	0:46,811 0:18,296 0:14,741 0:13,774
Runde 6	0:49,506 0:18,606 0:15,713 0:15,187	0:46,654 0:18,147 0:14,786 0:13,721	0:46,520 0:18,253 0:14,527 0:13,740	0:46,771 0:18,382 0:14,720 0:13,669	0:46,708 0:18,342 0:14,650 0:13,716
Runde 7		0:46,491 0:18,272 0:14,521 0:13,698	0:46,947 0:18,520 0:14,601 0:13,826		
Runde 8					







Round 1: 12 - 14 / 04 / 2019

SOUTH GARDA - LONATO (ITA)

DEUTSCHE KART-MEISTERSCHAFT

DMSB RegNr 97-19

Qualifying practice DSKC (KZ2) Group 2 Group 2

Die schnellsten Zeiten

Ort	Nr. Fahrername	Zeit	Streckenl.	ø Speed
Ziel	381 Van Walstijn,Senna	0:45,787	1200 m	94,3 km/h
Sektion 1	381 Van Walstijn,Senna	0:17,812	531 m	107,3 km/h
Sektion 2	320 De Somis,Ruffaale	0:14,272	390 m	98,4 km/h
Sektion 3	381 Van Walstijn,Senna	0:13,473	279 m	74,5 km/h

	Smr.358 Graf,Adrian DEU Solgat Motorsport	Smr.335 Beyerlein,Patrick DEU BEYMO-Karttracing	Smr.316 Uber,Sebastian DEU RS Motorsport	Smr.387 Preibisch,Marius DEU Bamberger Karttracing	Smr.327 Jonsson,Lukas SWE JP Racing
	theoretisch mögliche Bestzeit 0:46,770	theoretisch mögliche Bestzeit 0:46,780	theoretisch mögliche Bestzeit 0:46,853	theoretisch mögliche Bestzeit 0:46,969	theoretisch mögliche Bestzeit 0:47,490
best	Ziel Sektion 1 Sektion 2 Sektion 3 0:46,804 0:18,375 0:14,669 0:13,726	Ziel Sektion 1 Sektion 2 Sektion 3 0:46,935 0:18,347 0:14,675 0:13,758	Ziel Sektion 1 Sektion 2 Sektion 3 0:46,980 0:18,333 0:14,800 0:13,720	Ziel Sektion 1 Sektion 2 Sektion 3 0:47,070 0:18,307 0:14,799 0:13,863	Ziel Sektion 1 Sektion 2 Sektion 3 0:47,785 0:18,513 0:15,035 0:13,942
Runde 1	0:56,306 0:24,926 0:16,914 0:14,466	0:57,771 0:23,525 0:18,483 0:15,763	1:00,208 0:24,244 0:19,249 0:16,715	0:57,640 0:23,030 0:18,620 0:15,990	0:54,049 0:23,094 0:16,308 0:14,647
Runde 2	0:48,447 0:19,211 0:15,126 0:14,110	0:51,791 0:20,056 0:16,502 0:15,233	0:52,679 0:21,431 0:16,246 0:15,002	0:51,446 0:20,631 0:16,299 0:14,516	0:48,482 0:19,082 0:15,223 0:14,177
Runde 3	0:47,638 0:18,689 0:14,993 0:13,956	0:50,271 0:18,647 0:14,947 0:16,677	0:48,615 0:18,831 0:15,100 0:14,684	0:47,894 0:18,781 0:15,038 0:14,075	0:48,231 0:18,775 0:15,286 0:14,170
Runde 4	0:47,136 0:18,477 0:14,792 0:13,867	0:47,028 0:18,399 0:14,791 0:13,838	0:47,252 0:18,521 0:14,902 0:13,829	0:47,403 0:18,545 0:14,895 0:13,963	0:47,959 0:18,854 0:15,163 0:13,942
Runde 5	0:46,945 0:18,425 0:14,794 0:13,726	0:46,935 0:18,347 0:14,818 0:13,770	0:47,075 0:18,333 0:14,864 0:13,878	0:47,074 0:18,307 0:14,842 0:13,925	0:47,976 0:18,712 0:15,210 0:14,054
Runde 6	0:46,804 0:18,375 0:14,669 0:13,760	0:46,997 0:18,552 0:14,687 0:13,758	0:47,050 0:18,432 0:14,898 0:13,720	0:47,151 0:18,371 0:14,890 0:13,890	0:47,785 0:18,513 0:15,247 0:14,025
Runde 7	0:47,338 0:18,497 0:14,870 0:13,971	0:47,092 0:18,582 0:14,675 0:13,835	0:46,980 0:18,342 0:14,800 0:13,838	0:47,070 0:18,348 0:14,859 0:13,863	0:47,818 0:18,605 0:15,085 0:14,178
Runde 8				0:47,323 0:18,459 0:14,799 0:14,065	

Qualifying practice DSKC (K22) Group 1 Group 1

Strecke / track: 1200m
 started: 25 classified: 25 not classified: 0

Pos	Stf. Nr.	Fahrer / Driver	Nation	Bewerber/Sponsor	Nation	Lizenz R-Lizenz	Chassis/Motor/Reifen	Runden Laps	Differenz	Abstand Gap	beste Runde best Lap	in N. in L.	Beschw. e Speed
1	353	BALBO, Natalia	ITA	N.G.M. MOTORSPORT	ITA	386574 385371	FORMULA K / TM / Vega	6			0:45,614	4	94,7 km/h
2	324	FRITSCH, Valentino	DEU	BIREL ART RACING KSW	AUT	IKB1173038 BK102	Birel Art / TM / Vega	7	0:00,239	0:00,239	0:45,853	6	94,2 km/h
3	314	KINDERVATER, Robert	DEU	BIREL ART RACING KSW	AUT	JKC1133505 BK102	Birel Art / TM / Vega	7	0:00,256	0:00,017	0:45,870	7	94,2 km/h
4	357	MOOR, Mark Villem	EST	CPB SPORT	FRA	K913 232241-1	SODI / TM / Vega	6	0:00,277	0:00,021	0:45,891	6	94,1 km/h
5	334	CLEVERT, Lauren-Alexan	DEU	Kartshop Ampfing	DEU	IKC1173645 KBF1108764	Tony Kart / TM / Vega	6	0:00,356	0:00,079	0:45,970	6	94,0 km/h
6	359	LA MARTINA, Alessio	ITA	SRP Racing Team	DEU	406383 KBF1156791	Maranello / TM / Vega	6	0:00,374	0:00,018	0:45,988	5	93,9 km/h
7	391	FUNDA, MARCUS	AUT	ZANCHI MOTORSPORT	ITA	JK2051 398793	GP Racing / TM / Vega	7	0:00,411	0:00,037	0:46,025	7	93,9 km/h
8	384	EBNER, Moritz	ITA	Markus Ebner	ITA	404081 403974	Energy / TM / Vega	8	0:00,423	0:00,012	0:46,037	6	93,8 km/h
9	382	RISON, Valdemar	DNK	RS Competition	DNK	36523 36053	Tony Kart / Vortex / Vega	8	0:00,659	0:00,236	0:46,273	7	93,4 km/h
10	318	WALTER, Luca	DEU	Luca Walter	DEU	IKC1140650 IKC1140650	Alpha Karting / TM / Vega	8	0:00,753	0:00,094	0:46,367	6	93,2 km/h
11	354	BIZZOTTO, Leonardo	ITA	Marco Bizotto	ITA	346676 295198	Kart Republic / IAME / Vega	5	0:00,773	0:00,020	0:46,387	4	93,1 km/h
12	328	HOFMANN, Benedikt	DEU	BIREL ART RACING KSW	AUT	JKC1116634 BK102	Birel Art / TM / Vega	8	0:00,795	0:00,022	0:46,409	8	93,1 km/h
13	326	REIBÖCK, Lukas	AUT	BIREL ART RACING KSW	AUT	JK2158 BK102	Birel Art / TM / Vega	8	0:00,809	0:00,014	0:46,423	6	93,1 km/h
14	325	DAM, Benjamin	AUT	BIREL ART RACING KSW	AUT	JK2019 BK102	Birel Art / TM / Vega	8	0:00,845	0:00,036	0:46,459	7	93,0 km/h
15	389	LANGENBACHER, Marvin	DEU	RS Motorsport	DEU	IKC1152544 KBF1104126	CRG / TM / Vega	7	0:00,887	0:00,042	0:46,501	6	92,9 km/h
16	390	GREIF, Toni	DEU	Solgat Motorsport	DEU	IKB1096240 KBF1079882	Birel Art / TM / Vega	7	0:00,930	0:00,043	0:46,544	7	92,8 km/h
17	330	BOS, Jeroen	NLD	CRG Holland	NLD	21799 15521	CRG / TM / Vega	7	0:01,028	0:00,098	0:46,642	6	92,6 km/h
18	312	COLAKOVIC, Nermin	DEU	Solgat Motorsport	DEU	IKC1155480 KBF1079882	Birel Art / TM / Vega	7	0:01,144	0:00,116	0:46,758	6	92,4 km/h
19	322	FREDRIKSSON, Lucas	SWE	JP Racing	SWE	20010809007 105	Exprit / Vortex / Vega	7	0:01,164	0:00,020	0:46,778	7	92,4 km/h
20	315	LEHNER, Franz	AUT	BIREL ART RACING KSW	AUT	JK2150 BK102	Birel Art / TM / Vega	7	0:01,179	0:00,015	0:46,793	7	92,3 km/h
21	308	LOPEZ, Marc	ESP	CRG Keijzer racing	NLD	0014 esp 28613	CRG / TM / Vega	8	0:01,240	0:00,061	0:46,854	8	92,2 km/h
22	317	DRESEN, Andreas	DEU	SRP Racing Team	DEU	IKC1116375 KBF1156791	Maranello / TM / Vega	7	0:01,408	0:00,168	0:47,022	7	91,9 km/h
23	331	SCHRÖDER, Tim	DEU	Mach1 Motorsport	DEU	IKB1079850 t.b.a.	Mach1 / TM / Vega	8	0:01,607	0:00,199	0:47,221	6	91,5 km/h
24	393	MNOBELI, Mihilali	ZAF	MK Racing	GBR	14806 273486	Tony Kart / Vortex / Vega	7	0:01,825	0:00,218	0:47,439	5	91,1 km/h
25	321	SCHEFTER, Niklas	DEU	SRP Racing Team	DEU	IKC1180230 KBF1156791	Maranello / TM / Vega	7	0:01,900	0:00,075	0:47,514	4	90,9 km/h

Rennleitung: Pasquale Lupilo Racedirektor: Horst Seidel
 Sportkommissare: Nikolas Spaderna / Ulrich Bell / Paola Acerbi
 Techn. Kommissare: Hans-Jürgen Dangers / M. Grasshoff / C. Schmidt
 Zeitnahme: KART-DATA timing service Franz Schieszler

Zeitnahme / timekeeping
 Control *Schieszler*
 Franz Schieszler
 freigegeben: 10:39:04






DEUTSCHE KART-MEISTERSCHAFT

Round 1: 12 - 14 / 04 / 2019

SOUTH GARDA - LONATO (ITA)

DMSB

DMSB RegNr 97-19

Qualifying practice DSKC (K22) Group 1 Group 1

Fahrername Driver	Balbo Natalia	Fritsch Valentino	Kindervater Robert	Moor Mark Villem	Lauren- Alexander	La Martina Alessio	Funda MARCUS	Ebner Moritz	Risom Valdemar	Walter Luca	Bizzotto Leonardo	Hofmann Benedikt
schnellste Runde in Runde	0:45,614 Rn. 4	0:45,853 Rn. 6	0:45,870 Rn. 7	0:45,891 Rn. 6	0:45,970 Rn. 6	0:45,988 Rn. 5	0:46,025 Rn. 7	0:46,037 Rn. 6	0:46,273 Rn. 7	0:46,367 Rn. 6	0:46,387 Rn. 4	0:46,409 Rn. 8
Speed	94,7 km/h	94,2 km/h	94,2 km/h	94,1 km/h	94,0 km/h	93,9 km/h	93,9 km/h	93,8 km/h	93,4 km/h	93,2 km/h	93,1 km/h	93,1 km/h
Lap 1	0:49,112	0:48,925	0:52,006	0:50,340	0:50,854	0:56,900	0:55,700	0:58,497	1:07,588	0:57,240	0:54,097	0:53,225
Lap 2	0:46,775	0:46,413	0:47,022	0:46,597	0:47,526	0:51,103	0:51,423	0:48,395	0:47,836	0:48,110	0:47,768	0:48,967
Lap 3	0:45,820	0:46,158	0:46,338	0:46,172	0:46,179	0:51,025	0:48,927	0:46,712	0:47,338	0:47,094	0:46,682	0:47,429
Lap 4	<u>0:45,614</u>	0:46,002	0:46,109	0:45,941	0:46,470	0:46,407	0:46,576	0:46,048	0:46,466	0:49,981	<u>0:46,387</u>	0:47,456
Lap 5	0:46,451	0:45,935	0:45,931	0:46,107	0:46,737	<u>0:45,988</u>	0:46,222	0:46,121	0:46,353	0:46,924	0:53,112	0:46,722
Lap 6	0:48,829	<u>0:45,853</u>	0:46,071	<u>0:45,891</u>	<u>0:45,970</u>	0:46,066	0:46,044	<u>0:46,037</u>	0:46,682	<u>0:46,367</u>		0:47,173
Lap 7		0:45,952	<u>0:45,870</u>				<u>0:46,025</u>	0:46,311	0:46,273	0:46,529		0:46,674
Lap 8								0:46,296	0:46,303	0:46,449		<u>0:46,409</u>





DEUTSCHE KART-MEISTERSCHAFT

Round 1: 12 - 14 / 04 / 2019

SOUTH GARDA - LONATO (ITA)

DMSB




DMSB RegNr 97-19

Qualifying practice DSK (K22) Group 1 Group 1

Fahrername Driver	Reiböck Lukas	Dam Benjamin	Langenbacher Marvin	Greif Toni	Bos Jeroen	Colakovic Nermin	Fredriksson Lucas	Lehner Franz	Lopez Marc	Dresen Andreas	Schröder Tim	Mnombeli Mihlali
schnellste Runde in Runde	0:46,423 Rn. 6	0:46,459 Rn. 7	0:46,501 Rn. 6	0:46,544 Rn. 7	0:46,642 Rn. 6	0:46,758 Rn. 6	0:46,778 Rn. 7	0:46,793 Rn. 7	0:46,854 Rn. 8	0:47,022 Rn. 7	0:47,221 Rn. 6	0:47,439 Rn. 5
Speed	93,1 km/h	93,0 km/h	92,9 km/h	92,8 km/h	92,6 km/h	92,4 km/h	92,4 km/h	92,3 km/h	92,2 km/h	91,9 km/h	91,5 km/h	91,1 km/h
Lap 1	0:56,056	0:56,937	0:53,698	0:54,462	1:00,305	1:00,510	0:55,574	0:53,536	0:57,988	0:59,846	0:58,203	0:59,096
Lap 2	0:47,935	0:49,402	0:48,233	0:49,180	0:49,900	0:49,614	0:47,904	0:49,588	0:48,889	0:52,367	0:48,961	0:49,991
Lap 3	0:47,080	0:47,742	0:48,272	0:47,083	0:47,178	0:47,730	0:47,347	0:47,933	0:48,064	0:48,237	0:48,032	0:48,238
Lap 4	0:46,740	0:47,139	0:57,481	0:46,812	0:46,697	0:47,041	0:47,034	0:47,265	0:47,590	0:47,655	0:47,522	0:48,228
Lap 5	0:46,451	0:46,613	0:46,902	0:48,060	0:46,899	0:46,881	0:47,479	0:46,947	0:47,270	0:47,359	0:47,300	0:47,439
Lap 6	0:46,423	0:46,615	0:46,501	0:46,635	0:46,642	0:46,758	0:46,976	0:46,887	0:47,204	0:50,470	0:47,221	0:47,952
Lap 7	0:46,633	0:46,459	0:46,510	0:46,544	0:46,888	0:49,068	0:46,778	0:46,793	0:47,215	0:47,022	0:47,221	0:47,645
Lap 8	0:46,716	0:46,680							0:46,854		0:47,384	



DMSB RegNr 97-19

Qualifying practice DSKC (K22) Group 1 Group 1

Fahrername Driver	Scheffer Niklas
schnellste Runde in Runde	0:47,514 Rn. 4
Speed	90,9 km/h
Lap 1	0:56,749
Lap 2	0:52,531
Lap 3	0:48,728
Lap 4	<u>0:47,514</u>
Lap 5	0:48,153
Lap 6	0:50,407
Lap 7	0:48,945
Lap 8	




DEUTSCHE KART-MEISTERSCHAFT

Round 1: 12 - 14 / 04 / 2019

SOUTH GARDA - LONATO (ITA)



DMSB



DMSB RegNr 97-19

Qualifying practice DSKG (K22) Group 1 Group 1

Ziel		Sektion 1		Sektion 2		Sektion 3	
Fahrername	Zeit	Fahrername	Zeit	Fahrername	Zeit	Fahrername	Zeit
1 353 Balbo,Natalia	0:45,614	353 Balbo,Natalia	0:17,875	353 Balbo,Natalia	0:14,312	353 Balbo,Natalia	0:13,427
2 324 Fritsch,Valentino	0:45,853	324 Fritsch,Valentino	0:17,923	314 Kindervater,Robert	0:14,327	314 Kindervater,Robert	0:13,478
3 314 Kindervater,Robert	0:45,870	359 La Martina,Alessio	0:17,938	324 Fritsch,Valentino	0:14,332	357 Moor,Mark Villem	0:13,492
4 357 Moor,Mark Villem	0:45,891	357 Moor,Mark Villem	0:17,950	384 Ebner,Moritz	0:14,347	334 Clevert,Lauren-Alexande	0:13,493
5 334 Clevert,Lauren-Alexande	0:45,970	314 Kindervater,Robert	0:17,995	391 Funda,MARCUS	0:14,352	328 Hofmann,Benedikt	0:13,517
6 359 La Martina,Alessio	0:45,988	384 Ebner,Moritz	0:18,007	357 Moor,Mark Villem	0:14,414	384 Ebner,Moritz	0:13,527
7 391 Funda,MARCUS	0:46,025	391 Funda,MARCUS	0:18,025	334 Clevert,Lauren-Alexande	0:14,431	359 La Martina,Alessio	0:13,547
8 384 Ebner,Moritz	0:46,037	334 Clevert,Lauren-Alexande	0:18,037	326 Reiböck,Lukas	0:14,463	324 Fritsch,Valentino	0:13,572
9 382 Risom,Valdemar	0:46,273	390 Greif,Toni	0:18,068	359 La Martina,Alessio	0:14,503	391 Funda,MARCUS	0:13,610
10 318 Walter,Luca	0:46,367	318 Walter,Luca	0:18,084	382 Risom,Valdemar	0:14,506	390 Greif,Toni	0:13,620
11 354 Bizzotto,Leonardo	0:46,387	382 Risom,Valdemar	0:18,120	354 Bizzotto,Leonardo	0:14,524	382 Risom,Valdemar	0:13,641
12 328 Hofmann,Benedikt	0:46,409	354 Bizzotto,Leonardo	0:18,132	325 Dam,Benjamin	0:14,527	326 Reiböck,Lukas	0:13,669
13 326 Reiböck,Lukas	0:46,423	325 Dam,Benjamin	0:18,168	328 Hofmann,Benedikt	0:14,532	389 Langenbacher,Marvin	0:13,676
14 325 Dam,Benjamin	0:46,459	330 Bos,Jeroen	0:18,218	318 Walter,Luca	0:14,537	325 Dam,Benjamin	0:13,690
15 389 Langenbacher,Marvin	0:46,501	326 Reiböck,Lukas	0:18,224	389 Langenbacher,Marvin	0:14,558	318 Walter,Luca	0:13,701
16 390 Greif,Toni	0:46,544	389 Langenbacher,Marvin	0:18,231	322 Fredriksson,Lucas	0:14,620	312 Colakovic,Nermin	0:13,729
17 330 Bos,Jeroen	0:46,642	312 Colakovic,Nermin	0:18,243	330 Bos,Jeroen	0:14,622	354 Bizzotto,Leonardo	0:13,731
18 312 Colakovic,Nermin	0:46,758	315 Lehner,Franz	0:18,247	308 Lopez,Marc	0:14,684	330 Bos,Jeroen	0:13,749
19 322 Fredriksson,Lucas	0:46,778	328 Hofmann,Benedikt	0:18,288	315 Lehner,Franz	0:14,719	331 Schröder,Tim	0:13,771
20 315 Lehner,Franz	0:46,793	322 Fredriksson,Lucas	0:18,321	321 Scheffer,Niklas	0:14,720	308 Lopez,Marc	0:13,777
21 308 Lopez,Marc	0:46,854	308 Lopez,Marc	0:18,393	317 Dresen,Andreas	0:14,739	315 Lehner,Franz	0:13,778
22 317 Dresen,Andreas	0:47,022	331 Schröder,Tim	0:18,411	390 Greif,Toni	0:14,755	317 Dresen,Andreas	0:13,779
23 331 Schröder,Tim	0:47,221	321 Scheffer,Niklas	0:18,411	312 Colakovic,Nermin	0:14,786	322 Fredriksson,Lucas	0:13,837
24 393 Mnombeli,Mihlali	0:47,439	393 Mnombeli,Mihlali	0:18,498	331 Schröder,Tim	0:14,844	393 Mnombeli,Mihlali	0:13,892
25 321 Scheffer,Niklas	0:47,514	317 Dresen,Andreas	0:18,504	393 Mnombeli,Mihlali	0:14,939	321 Scheffer,Niklas	0:14,003







Round 1: 12 - 14 / 04 / 2019

SOUTH GARDA - LONATO (ITA)

DEUTSCHE KART-MEISTERSCHAFT

DMSB RegNr 97-19

Qualifying practice DSKC (KZ2) Group 1 Group 1

Die schnellsten Zeiten

Ort	Nr. Fahrername	Zeit	Streckenl.	Ø Speed
Ziel	353 Balbo, Natalia	0:45,614	1200 m	94,7 km/h
Sektion 1	353 Balbo, Natalia	0:17,875	531 m	106,9 km/h
Sektion 2	353 Balbo, Natalia	0:14,312	390 m	98,1 km/h
Sektion 3	353 Balbo, Natalia	0:13,427	279 m	74,8 km/h

	Snr.353 Balbo,Natalia ITA	Snr.324 Fritsch,Valentino DEU	Snr.314 Kindenwater,Robert DEU	Snr.357 Moor,Mark Villem EST	Snr.334 Clevert,Lauren-Alexander DEU
	N.G.M. MOTORSPORT	BIREL ART RACING KSW	BIREL ART RACING KSW	CPB SPORT	Kartshop Ampfing
	theoretisch mögliche Bestzeit 0:45,614	theoretisch mögliche Bestzeit 0:45,827	theoretisch mögliche Bestzeit 0:45,800	theoretisch mögliche Bestzeit 0:45,856	theoretisch mögliche Bestzeit 0:45,961
best	Ziel Sektion 1 Sektion 2 Sektion 3 0:45,614 0:17,875 0:14,312 0:13,427	Ziel Sektion 1 Sektion 2 Sektion 3 0:45,853 0:17,923 0:14,332 0:13,572	Ziel Sektion 1 Sektion 2 Sektion 3 0:45,870 0:17,995 0:14,327 0:13,478	Ziel Sektion 1 Sektion 2 Sektion 3 0:45,891 0:17,950 0:14,414 0:13,492	Ziel Sektion 1 Sektion 2 Sektion 3 0:45,970 0:18,037 0:14,431 0:13,493
Runde 1	0:49,112 0:20,003 0:15,194 0:13,915	0:48,925 0:19,495 0:15,268 0:14,162	0:52,006 0:20,971 0:16,333 0:14,702	0:50,340 0:19,891 0:15,836 0:14,613	0:50,854 0:20,333 0:15,677 0:14,844
Runde 2	0:46,775 0:18,743 0:14,442 0:13,590	0:46,413 0:18,230 0:14,521 0:13,662	0:47,022 0:18,511 0:14,685 0:13,826	0:46,597 0:18,361 0:14,595 0:13,641	0:47,526 0:18,970 0:14,754 0:13,802
Runde 3	0:45,820 0:17,940 0:14,355 0:13,525	0:46,158 0:18,097 0:14,430 0:13,631	0:46,338 0:18,191 0:14,459 0:13,688	0:46,172 0:18,139 0:14,450 0:13,583	0:46,179 0:18,088 0:14,518 0:13,573
Runde 4	0:45,614 0:17,875 0:14,312 0:13,427	0:46,002 0:17,966 0:14,448 0:13,588	0:46,109 0:18,065 0:14,419 0:13,625	0:45,941 0:17,976 0:14,445 0:13,520	0:46,470 0:18,037 0:14,940 0:13,493
Runde 5	0:46,451 0:17,909 0:14,397 0:14,145	0:45,935 0:17,925 0:14,375 0:13,635	0:45,931 0:18,080 0:14,352 0:13,499	0:46,107 0:17,950 0:14,575 0:13,582	0:46,737 0:18,591 0:14,511 0:13,635
Runde 6	0:48,829 0:20,467 0:14,662 0:13,700	0:45,853 0:17,923 0:14,332 0:13,598	0:46,071 0:18,132 0:14,461 0:13,478	0:45,891 0:17,985 0:14,414 0:13,492	0:45,970 0:18,043 0:14,431 0:13,496
Runde 7		0:45,952 0:18,001 0:14,379 0:13,572	0:45,870 0:17,995 0:14,327 0:13,548		
Runde 8					







DEUTSCHE KART-MEISTERSCHAFT

Round 1: 12 - 14 / 04 / 2019

SOUTH GARDA - LONATO (ITA)

DMSB

DMSB RegNr 97-19

Qualifying practice DSKC (KZ2) Group 1 Group 1

Die schnellsten Zeiten

Ort	Nr. Fahrername	Zeit	Streckenl.	Ø Speed
Ziel	353 Balbo, Natalia	0:45,614	1200 m	94,7 km/h
Sektion 1	353 Balbo, Natalia	0:17,875	531 m	106,9 km/h
Sektion 2	353 Balbo, Natalia	0:14,312	390 m	98,1 km/h
Sektion 3	353 Balbo, Natalia	0:13,427	279 m	74,8 km/h

	Smr.359 La Marina,Alessio ITA SRP Racing Team	Smr.391 Funda,MARCUS AUT ZANCHI MOTORSPORT	Smr.384 Ebner,Moritz ITA Markus Ebner	Smr.382 Risom,Valdemar DNK RS Competition	Smr.318 Walter,Luca DEU Luca Walter
	theoretisch mögliche Bestzeit 0:45,988	theoretisch mögliche Bestzeit 0:45,987	theoretisch mögliche Bestzeit 0:45,881	theoretisch mögliche Bestzeit 0:46,267	theoretisch mögliche Bestzeit 0:46,322
best	Ziel Sektion 1 Sektion 2 Sektion 3 0:45,988 0:17,938 0:14,503 0:13,547	Ziel Sektion 1 Sektion 2 Sektion 3 0:46,025 0:18,025 0:14,352 0:13,610	Ziel Sektion 1 Sektion 2 Sektion 3 0:46,037 0:18,007 0:14,347 0:13,527	Ziel Sektion 1 Sektion 2 Sektion 3 0:46,273 0:18,120 0:14,506 0:13,641	Ziel Sektion 1 Sektion 2 Sektion 3 0:46,367 0:18,084 0:14,537 0:13,701
Runde 1	0:56,900 0:22,568 0:17,149 0:17,183	0:55,700 0:23,520 0:17,122 0:15,058	0:58,497 0:22,627 0:20,901 0:14,969	1:07,588 0:22,652 0:20,743 0:24,193	0:57,240 0:22,964 0:18,065 0:16,211
Runde 2	0:51,103 0:20,358 0:15,644 0:15,101	0:51,423 0:20,420 0:15,973 0:15,030	0:48,395 0:18,654 0:15,384 0:14,357	0:47,836 0:18,969 0:15,013 0:13,854	0:48,110 0:18,995 0:15,079 0:14,036
Runde 3	0:51,025 0:19,259 0:15,759 0:16,007	0:48,927 0:19,048 0:15,978 0:13,901	0:46,712 0:18,389 0:14,557 0:13,766	0:47,338 0:18,263 0:15,234 0:13,841	0:47,094 0:18,282 0:14,818 0:13,994
Runde 4	0:46,407 0:18,183 0:14,561 0:13,663	0:46,576 0:18,193 0:14,619 0:13,764	0:46,048 0:18,007 0:14,402 0:13,639	0:46,466 0:18,225 0:14,542 0:13,699	0:49,981 0:18,373 0:16,369 0:15,239
Runde 5	0:45,988 0:17,938 0:14,503 0:13,547	0:46,222 0:18,095 0:14,466 0:13,661	0:46,121 0:18,011 0:14,347 0:13,763	0:46,353 0:18,176 0:14,536 0:13,641	0:46,924 0:18,147 0:14,950 0:13,827
Runde 6	0:46,066 0:17,945 0:14,557 0:13,564	0:46,044 0:18,025 0:14,384 0:13,635	0:46,037 0:18,041 0:14,469 0:13,527	0:46,682 0:18,441 0:14,573 0:13,668	0:46,367 0:18,084 0:14,582 0:13,701
Runde 7		0:46,025 0:18,063 0:14,352 0:13,610	0:46,311 0:18,033 0:14,545 0:13,733	0:46,273 0:18,126 0:14,506 0:13,641	0:46,529 0:18,151 0:14,607 0:13,771
Runde 8			0:46,296 0:18,113 0:14,522 0:13,661	0:46,303 0:18,120 0:14,530 0:13,653	0:46,449 0:18,106 0:14,537 0:13,806







DEUTSCHE KART-MEISTERSCHAFT

Round 1: 12 - 14 / 04 / 2019

SOUTH GARDA - LONATO (ITA)

DMSB RegNr 97-19

Qualifying practice DSKC (KZ2) Group 1 Group 1

Die schnellsten Zeiten

Ort	Nr. Fahrername	Zeit	Streckenl.	ø Speed
Ziel	353 Balbo, Natalia	0:45,614	1200 m	94,7 km/h
Sektion 1	353 Balbo, Natalia	0:17,875	531 m	106,9 km/h
Sektion 2	353 Balbo, Natalia	0:14,312	390 m	98,1 km/h
Sektion 3	353 Balbo, Natalia	0:13,427	279 m	74,8 km/h

	Smr.354 Bizzotto, Leonardo ITA	Smr.328 Hofmann, Benedikt DEU	Smr.326 Reiböck, Lukas AUT	Smr.325 Dam, Benjamin AUT	Smr.389 Langenbacher, Marvin DEU
	Marco Bizzotto	BIREL ART RACING KSW	BIREL ART RACING KSW	BIREL ART RACING KSW	RS Motorsport
	theoretisch mögliche Bestzeit 0:46,387	theoretisch mögliche Bestzeit 0:46,337	theoretisch mögliche Bestzeit 0:46,356	theoretisch mögliche Bestzeit 0:46,385	theoretisch mögliche Bestzeit 0:46,465
best	Ziel Sektion 1 0:18,132 0:14,524 0:13,731	Ziel Sektion 1 0:18,288 0:14,532 0:13,517	Ziel Sektion 1 0:18,224 0:14,463 0:13,669	Ziel Sektion 1 0:18,168 0:14,527 0:13,690	Ziel Sektion 1 0:18,231 0:14,558 0:13,676
Runde 1	0:54,097 0:21,551 0:16,349 0:16,197	0:53,225 0:21,204 0:16,890 0:15,131	0:56,056 0:23,959 0:17,065 0:15,032	0:56,937 0:22,752 0:18,882 0:15,303	0:53,698 0:21,875 0:16,606 0:15,217
Runde 2	0:47,768 0:18,784 0:14,878 0:14,106	0:48,967 0:19,310 0:15,400 0:14,257	0:47,935 0:18,815 0:14,997 0:14,123	0:49,402 0:19,384 0:15,320 0:14,698	0:48,233 0:18,791 0:15,245 0:14,197
Runde 3	0:46,682 0:18,243 0:14,648 0:13,791	0:47,429 0:18,865 0:14,807 0:13,757	0:47,080 0:18,438 0:14,699 0:13,943	0:47,742 0:18,810 0:14,889 0:14,043	0:48,272 0:19,713 0:14,719 0:13,840
Runde 4	0:46,387 0:18,132 0:14,524 0:13,731	0:47,456 0:18,462 0:15,194 0:13,800	0:46,740 0:18,276 0:14,735 0:13,729	0:47,139 0:18,459 0:14,863 0:13,817	0:57,481 0:18,297 0:14,938 0:24,246
Runde 5	0:53,112 0:18,166 0:15,332 0:19,614	0:46,722 0:18,364 0:14,687 0:13,671	0:46,451 0:18,305 0:14,477 0:13,669	0:46,613 0:18,195 0:14,624 0:13,794	0:46,902 0:18,590 0:14,595 0:13,717
Runde 6		0:47,173 0:18,496 0:14,930 0:13,747	0:46,423 0:18,224 0:14,463 0:13,736	0:46,615 0:18,168 0:14,626 0:13,821	0:46,501 0:18,231 0:14,558 0:13,712
Runde 7		0:46,674 0:18,288 0:14,682 0:13,704	0:46,633 0:18,333 0:14,548 0:13,752	0:46,459 0:18,211 0:14,527 0:13,721	0:46,510 0:18,238 0:14,596 0:13,676
Runde 8		0:46,409 0:18,360 0:14,532 0:13,517	0:46,716 0:18,319 0:14,651 0:13,746	0:46,680 0:18,305 0:14,685 0:13,690	







DEUTSCHE KART-MEISTERSCHAFT

Round 1: 12 - 14 / 04 / 2019

SOUTH GARDA - LONATO (ITA)

DMSB RegNr 97-19

Qualifying practice DSKC (KZ2) Group 1 Group 1

Die schnellsten Zeiten

Ort	Nr. Fahrername	Zeit	Streckenl.	Ø Speed
Ziel	353 Balbo, Natalia	0:45,614	1200 m	94,7 km/h
Sektion 1	353 Balbo, Natalia	0:17,875	531 m	106,9 km/h
Sektion 2	353 Balbo, Natalia	0:14,312	390 m	98,1 km/h
Sektion 3	353 Balbo, Natalia	0:13,427	279 m	74,8 km/h

	Smr.390 Greif,Toni DEU Solgat Motorsport	Smr.330 Bos,Jeroen NLD CRG Holland	Smr.312 Colakovic,Nermin DEU Solgat Motorsport	Smr.322 Fredriksson, Lucas SWE JP Racing	Smr.315 Lehner,Franz AUT BIREL ART RACING KSW
best	theoretisch mögliche Bestzeit 0:46,443 Ziel Sektion 1 Sektion 2 Sektion 3 0:46,544 0:18,068 0:14,755 0:13,620	theoretisch mögliche Bestzeit 0:46,589 Ziel Sektion 1 Sektion 2 Sektion 3 0:46,642 0:18,218 0:14,622 0:13,749	theoretisch mögliche Bestzeit 0:46,758 Ziel Sektion 1 Sektion 2 Sektion 3 0:46,758 0:18,243 0:14,786 0:13,729	theoretisch mögliche Bestzeit 0:46,778 Ziel Sektion 1 Sektion 2 Sektion 3 0:46,778 0:18,321 0:14,620 0:13,837	theoretisch mögliche Bestzeit 0:46,744 Ziel Sektion 1 Sektion 2 Sektion 3 0:46,793 0:18,247 0:14,719 0:13,778
Runde 1	0:54,462 0:22,272 0:17,268 0:14,922	1:00,305 0:26,530 0:18,550 0:15,225	1:00,510 0:24,782 0:18,410 0:17,318	0:55,574 0:23,447 0:17,231 0:14,896	0:53,536 0:21,620 0:16,459 0:15,457
Runde 2	0:49,180 0:19,441 0:15,459 0:14,280	0:49,900 0:20,157 0:15,552 0:14,191	0:49,614 0:19,673 0:15,586 0:14,355	0:47,904 0:18,933 0:14,961 0:14,010	0:49,588 0:19,392 0:15,503 0:14,693
Runde 3	0:47,083 0:18,374 0:14,909 0:13,800	0:47,178 0:18,462 0:14,856 0:13,860	0:47,730 0:18,696 0:15,088 0:13,946	0:47,347 0:18,669 0:14,782 0:13,896	0:47,933 0:18,930 0:15,040 0:13,963
Runde 4	0:46,812 0:18,068 0:14,784 0:13,960	0:46,697 0:18,218 0:14,709 0:13,770	0:47,041 0:18,282 0:14,900 0:13,859	0:47,034 0:18,417 0:14,739 0:13,878	0:47,265 0:18,391 0:14,941 0:13,933
Runde 5	0:48,060 0:19,616 0:14,776 0:13,668	0:46,899 0:18,274 0:14,747 0:13,878	0:46,881 0:18,252 0:14,829 0:13,800	0:47,479 0:18,661 0:14,837 0:13,981	0:46,947 0:18,258 0:14,841 0:13,848
Runde 6	0:46,635 0:18,191 0:14,755 0:13,689	0:46,642 0:18,271 0:14,622 0:13,749	0:46,758 0:18,243 0:14,786 0:13,729	0:46,976 0:18,437 0:14,659 0:13,880	0:46,887 0:18,247 0:14,805 0:13,835
Runde 7	0:46,544 0:18,086 0:14,838 0:13,620	0:46,888 0:18,239 0:14,862 0:13,787	0:49,068 0:19,137 0:16,032 0:13,899	0:46,778 0:18,321 0:14,620 0:13,837	0:46,793 0:18,296 0:14,719 0:13,778
Runde 8					






DEUTSCHE KART-MEISTERSCHAFT

Round 1: 12 - 14 / 04 / 2019

SOUTH GARDA - LONATO (ITA)

DMSB RegNr 97-19

Qualifying practice DSKC (KZ2) Group 1 Group 1

Die schnellsten Zeiten

Ort	Nr. Fahrername	Zeit	Streckenl.	Ø Speed
Ziel	353 Balbo, Natalia	0:45,614	1200 m	94,7 km/h
Sektion 1	353 Balbo, Natalia	0:17,875	531 m	106,9 km/h
Sektion 2	353 Balbo, Natalia	0:14,312	390 m	98,1 km/h
Sektion 3	353 Balbo, Natalia	0:13,427	279 m	74,8 km/h

	Smr.308 Lopez,Marc ESP	Smr.317 Dresen,Andreas DEU	Smr.331 Schröder,Tim DEU	Smr.393 Mnombeli,Mithlali ZAF	Smr.321 Scheffer,Niklas DEU
	CRG Keizer racing	SRP Racing Team	Mach1 Motorsport	IMK Racing	SRP Racing Team
	theoretisch mögliche Bestzeit 0:46,854	theoretisch mögliche Bestzeit 0:47,022	theoretisch mögliche Bestzeit 0:47,026	theoretisch mögliche Bestzeit 0:47,329	theoretisch mögliche Bestzeit 0:47,134
best	Ziel Sektion 1 Sektion 2 Sektion 3 0:46,854 0:18,393 0:14,684 0:13,777	Ziel Sektion 1 Sektion 2 Sektion 3 0:47,022 0:18,504 0:14,739 0:13,779	Ziel Sektion 1 Sektion 2 Sektion 3 0:47,221 0:18,411 0:14,844 0:13,771	Ziel Sektion 1 Sektion 2 Sektion 3 0:47,439 0:18,498 0:14,939 0:13,892	Ziel Sektion 1 Sektion 2 Sektion 3 0:47,514 0:18,411 0:14,720 0:14,003
Runde 1	0:57,988 0:25,035 0:17,583 0:15,370	0:59,846 0:25,128 0:17,610 0:17,108	0:58,203 0:25,002 0:17,722 0:15,479	0:59,096 0:25,268 0:18,580 0:15,248	0:56,749 0:22,342 0:18,870 0:15,537
Runde 2	0:48,889 0:19,404 0:15,384 0:14,101	0:52,367 0:21,923 0:15,840 0:14,604	0:48,961 0:19,325 0:15,412 0:14,224	0:49,991 0:20,282 0:15,639 0:14,070	0:52,531 0:20,737 0:16,871 0:14,923
Runde 3	0:48,064 0:18,897 0:15,130 0:14,037	0:48,237 0:18,905 0:15,048 0:14,284	0:48,032 0:18,712 0:15,225 0:14,095	0:48,238 0:18,696 0:15,395 0:14,147	0:48,728 0:18,790 0:15,251 0:14,687
Runde 4	0:47,590 0:18,535 0:14,999 0:14,056	0:47,655 0:18,656 0:14,926 0:14,073	0:47,522 0:18,525 0:14,952 0:14,045	0:48,228 0:18,743 0:15,203 0:14,282	0:47,514 0:18,530 0:14,720 0:14,264
Runde 5	0:47,270 0:18,548 0:14,839 0:13,883	0:47,359 0:18,520 0:14,956 0:13,883	0:47,300 0:18,565 0:14,844 0:13,891	0:47,439 0:18,498 0:15,017 0:13,924	0:48,153 0:18,411 0:15,739 0:14,003
Runde 6	0:47,204 0:18,438 0:14,850 0:13,916	0:50,470 0:19,295 0:16,765 0:14,410	0:47,221 0:18,411 0:14,859 0:13,951	0:47,952 0:19,036 0:14,939 0:13,977	0:50,407 0:18,767 0:15,785 0:15,855
Runde 7	0:47,215 0:18,528 0:14,894 0:13,793	0:47,022 0:18,504 0:14,739 0:13,779	0:47,221 0:18,473 0:14,921 0:13,827	0:47,645 0:18,677 0:15,076 0:13,892	0:48,945 0:19,201 0:14,974 0:14,770
Runde 8	0:46,854 0:18,393 0:14,684 0:13,777	0:47,022 0:18,504 0:14,739 0:13,779	0:47,384 0:18,679 0:14,934 0:13,771		

free practice DSKG (KZZ) Group 1 Group 1

Strecke / track: 1200m

started: 25 classified: 25 not classified: 0

Pos	Stf. Nr.	Fahrer Driver	Nation	Bewerber/Sponsor	Nation	Lizenz	Chassis/Motor/Reifen	Runden Laps	Differenz	Abstand Gap	beste Runde best Lap	in N. in L.	Beschw. e Speed
1	334	CLEVERT, Lauren-Alexan	DEU	Kartshop Ampfing	DEU	ICK1173645 KBF1108764	Tony Kart / TM / Vego	9			0:46,040	9	93,8 km/h
2	353	BALBO, Natalia	ITA	N.G.M. MOTORSPORT	ITA	386574 385371	FORMULA K / TM / Vego	10	0:00,265	0:00,265	0:46,305	10	93,3 km/h
3	324	FRITSCH, Valentino	DEU	BIREL ART RACING KSW	AUT	IKB1179038 BK102	Birel Art / TM / Vego	12	0:00,279	0:00,014	0:46,319	10	93,3 km/h
4	354	BIZZOTTO, Leonardo	ITA	Marco Bizotto	ITA	346676 295198	Kart Republic / IAME / Vego	7	0:00,326	0:00,047	0:46,366	7	93,2 km/h
5	314	KINDERVATER, Robert	DEU	BIREL ART RACING KSW	AUT	IKC1133505 BK102	Birel Art / TM / Vego	11	0:00,331	0:00,005	0:46,371	11	93,2 km/h
6	389	LANGENBACHER, Marvin	DEU	RS Motorsport	DEU	IKC1152544 KBF1104126	CRG / TM / Vego	9	0:00,399	0:00,068	0:46,439	8	93,0 km/h
7	318	WALTER, Luca	DEU	Luca Walter	DEU	IKC1140650 IKC1140650	Alpha Karting / TM / Vego	11	0:00,496	0:00,097	0:46,536	9	92,8 km/h
8	357	MOOR, Mark Villem	EST	CPB SPORT	FRA	K913 232241-1	SODI / TM / Vego	8	0:00,504	0:00,008	0:46,544	7	92,8 km/h
9	382	RISON, Valdemar	DNK	RS Competition	DNK	36523 36053	Tony Kart / Vortex / Vego	9	0:00,653	0:00,149	0:46,693	9	92,5 km/h
10	391	FUNDA, MARCUS	AUT	ZANCI MOTORSPORT	ITA	JK2051 398793	GP Racing / TM / Vego	9	0:00,723	0:00,070	0:46,763	9	92,4 km/h
11	384	EBNER, Moritz	ITA	Markus Ebner	ITA	404081 403974	Energy / TM / Vego	11	0:00,762	0:00,039	0:46,802	9	92,3 km/h
12	390	GREIF, Toni	DEU	Solgat Motorsport	DEU	IKB1096240 KBF1079882	Birel Art / TM / Vego	11	0:00,915	0:00,153	0:46,955	9	92,0 km/h
13	325	DAM, Benjamin	AUT	BIREL ART RACING KSW	AUT	JK2019 BK102	Birel Art / TM / Vego	11	0:00,948	0:00,033	0:46,988	10	91,9 km/h
14	330	BOS, Jeroen	NLD	CRG Holland	NLD	21799 15521	CRG / TM / Vego	10	0:00,950	0:00,002	0:46,990	9	91,9 km/h
15	326	REIBÖCK, Lukas	AUT	BIREL ART RACING KSW	AUT	JK2158 BK102	Birel Art / TM / Vego	11	0:00,952	0:00,002	0:46,992	10	91,9 km/h
16	312	COLAKOVIC, Nermin	DEU	Solgat Motorsport	DEU	IKC1155480 KBF1079882	Birel Art / TM / Vego	11	0:00,977	0:00,025	0:47,017	10	91,9 km/h
17	308	LOPEZ, Marc	ESP	CRG Keijzer racing	NLD	0014 esp 28613 406383	CRG / TM / Vego	11	0:00,988	0:00,011	0:47,028	11	91,9 km/h
18	359	LA MARTINA, Alessio	ITA	SRP Racing Team	DEU	KBF1156791 406383	Maranello / TM / Vego	9	0:01,022	0:00,034	0:47,062	7	91,8 km/h
19	317	DRESEN, Andreas	DEU	SRP Racing Team	DEU	IKC1116375 KBF1156791	Maranello / TM / Vego	9	0:01,228	0:00,206	0:47,268	9	91,4 km/h
20	315	LEHNER, Franz	AUT	BIREL ART RACING KSW	AUT	JK2150 BK102	Birel Art / TM / Vego	11	0:01,315	0:00,087	0:47,355	9	91,2 km/h
21	328	HOFMANN, Benedikt	DEU	BIREL ART RACING KSW	AUT	IKC1116634 BK102	Birel Art / TM / Vego	11	0:01,365	0:00,050	0:47,405	11	91,1 km/h
22	322	FREDRIKSSON, Lucas	SWE	JP Racing	SWE	20010809007 105	Exprit / Vortex / Vego	11	0:01,434	0:00,069	0:47,474	11	91,0 km/h
23	331	SCHRÖDER, Tim	DEU	Mach1 Motorsport	DEU	IKB1079850 t.b.a.	Mach1 / TM / Vego	11	0:01,579	0:00,145	0:47,619	11	90,7 km/h
24	321	SCHEFTER, Niklas	DEU	SRP Racing Team	DEU	IKC1180230 KBF1156791	Maranello / TM / Vego	10	0:01,859	0:00,280	0:47,899	7	90,2 km/h
25	393	MNOBELI, Mihilali	ZAF	MK Racing	GBR	14806 273486	Tony Kart / Vortex / Vego	5	0:03,849	0:01,990	0:49,889	5	86,6 km/h

Rennleitung: Pasquale Lupilo Racedirektor: Horst Seidel

Sportkommissare: Nikolas Spaderna / Ulrich Bell / Paola Acerbi

Techn. Kommissare: Hans-Jürgen Dangers / M. Grasshoff / C. Schmidt

Zeitnahme: KART-DATA timing service Franz Schieszler






DEUTSCHE KART-MEISTERSCHAFT

Round 1: 12 - 14 / 04 / 2019

SOUTH GARDA - LONATO (ITA)



DMSB

DMSB RegNr 97-19

free practice DSKC (KZ2) Group 1 Group 1

Fahrername Driver	Lauren- Alexander	Balbo Natalia	Fritsch Valentino	Bizzotto Leonardo	Kindervater Robert	Langenbacher Marvin	Walter Luca	Moor Mark Villem	Risom Valdemar	Funda MARCUS	Ebner Moritz	Greif Toni
schnellste Runde in Runde	0:46,040 Rn. 9	0:46,305 Rn. 10	0:46,319 Rn. 10	0:46,366 Rn. 7	0:46,371 Rn. 11	0:46,439 Rn. 8	0:46,536 Rn. 9	0:46,544 Rn. 7	0:46,693 Rn. 9	0:46,763 Rn. 9	0:46,802 Rn. 9	0:46,955 Rn. 9
Speed	93,8 km/h	93,3 km/h	93,3 km/h	93,2 km/h	93,2 km/h	93,0 km/h	92,8 km/h	92,8 km/h	92,5 km/h	92,4 km/h	92,3 km/h	92,0 km/h
Lap 1	0:58,131	0:57,433	0:56,185	0:56,469	1:12,590	0:55,978	0:59,872	0:59,774	0:52,538	1:04,936	1:02,475	1:00,470
Lap 2	0:50,351	0:49,162	0:50,355	0:52,094	0:55,309	0:51,189	0:51,126	0:49,495	0:48,840	0:58,585	0:49,332	0:52,447
Lap 3	3:00,847	0:47,528	0:48,101	0:49,216	0:48,362	0:48,501	0:50,937	0:47,528	0:47,892	0:56,452	0:49,196	0:49,575
Lap 4	0:51,897	0:47,606	0:47,620	3:48,705	0:47,473	2:50,440	0:47,971	0:46,833	0:47,697	0:55,971	0:47,405	0:48,189
Lap 5	0:47,435	0:47,164	0:47,072	0:49,952	0:47,450	0:48,515	0:47,112	0:46,618	0:50,440	0:53,308	0:47,017	0:48,771
Lap 6	0:46,637	0:46,586	0:46,795	0:46,944	0:46,544	0:47,450	0:46,808	0:47,584	0:47,031	0:48,771	0:47,177	0:47,706
Lap 7	0:46,191	0:46,668	0:47,143	0:46,366	0:46,913	0:46,594	0:46,651	0:46,544	0:46,809	0:47,291	0:53,838	0:49,528
Lap 8	0:46,077	0:46,454	0:46,532	0:46,624	0:46,624	0:46,439	0:47,535	0:46,655	0:47,133	0:46,773	0:46,814	0:47,259
Lap 9	0:46,040	0:46,606	0:46,611	0:46,624	0:46,624	0:46,456	0:46,536		0:46,693	0:46,763	0:46,802	0:46,955
Lap 10		0:46,305	0:46,319	0:46,371	0:46,535	0:46,456	0:47,833				0:47,118	0:47,232
Lap 11			0:46,568	0:46,371			0:47,417				0:47,369	0:47,028
Lap 12			0:46,324									







DEUTSCHE KART-MEISTERSCHAFT

Round 1: 12 - 14 / 04 / 2019

SOUTH GARDA - LONATO (ITA)

DMSB

DMSB RegNr 97-19

free practice DSKC (KZ2) Group 1 Group 1

Fahrername Driver	Dam Benjamin	Bos Jeroen	Reiböck Lukas	Colakovic Nermin	Lopez Marc	La Martina Alessio	Dresen Andreas	Lehner Franz	Hofmann Benedikt	Fredriksson Lucas	Schröder Tim	Scheffer Niklas
schnellste Runde in Runde	0:46,988 Rn. 10	0:46,990 Rn. 9	0:46,992 Rn. 10	0:47,017 Rn. 10	0:47,028 Rn. 11	0:47,062 Rn. 7	0:47,268 Rn. 9	0:47,355 Rn. 9	0:47,405 Rn. 11	0:47,474 Rn. 11	0:47,619 Rn. 11	0:47,899 Rn. 7
Speed	91,9 km/h	91,9 km/h	91,9 km/h	91,9 km/h	91,9 km/h	91,8 km/h	91,4 km/h	91,2 km/h	91,1 km/h	91,0 km/h	90,7 km/h	90,2 km/h
Lap 1	0:57,785	0:54,619	0:57,956	1:01,278	1:03,823	1:00,682	0:58,154	1:00,758	0:59,890	0:56,769	0:59,848	0:55,995
Lap 2	0:52,252	0:50,192	0:51,528	0:52,026	0:55,925	0:55,920	0:54,809	0:53,158	0:51,816	0:52,806	0:51,073	0:51,007
Lap 3	0:48,605	0:48,264	0:48,753	0:49,744	0:52,682	0:53,332	0:49,679	0:50,242	0:50,347	0:49,200	0:49,447	0:49,170
Lap 4	0:48,097	0:48,055	0:48,188	0:48,573	0:48,210	0:52,213	0:48,316	0:49,182	0:49,024	0:48,488	0:48,815	0:49,854
Lap 5	0:47,732	0:47,424	0:47,839	0:47,683	0:48,695	0:49,139	0:52,216	0:48,817	0:47,906	0:48,221	0:48,385	0:48,766
Lap 6	0:47,461	0:47,395	0:47,611	0:48,325	0:47,676	0:47,612	1:34,206	0:48,387	0:48,792	0:48,318	0:47,797	0:48,598
Lap 7	0:47,359	0:47,519	0:47,214	0:47,363	0:52,236	0:47,062	0:47,858	0:47,945	0:47,470	0:48,357	0:48,096	0:47,899
Lap 8	0:48,361	0:47,087	0:48,608	0:47,357	0:47,127	1:11,046	0:48,215	0:48,282	0:47,778	0:47,772	0:47,975	0:48,624
Lap 9	0:47,252	0:46,990	0:47,243	0:47,316	0:48,186	0:53,019	0:47,268	0:47,355	0:47,506	0:48,439	0:47,958	0:48,634
Lap 10	0:46,988	0:47,000	0:46,992	0:47,017	0:47,333	0:47,333	0:47,268	0:47,732	0:50,220	0:47,724	0:47,847	0:48,531
Lap 11	0:47,129		0:47,024	0:47,275	0:47,028			0:47,406	0:47,405	0:47,474	0:47,619	
Lap 12												



DMSB RegNr 97-19

free practice DSKC (KZ2) Group 1 Group 1

Fahrername Driver	Mnombeli Mihlali
schnellste Runde in Runde	0:49,889 Rn. 5
Speed	86,6 km/h
Lap 1	0:56,529
Lap 2	0:54,158
Lap 3	0:52,836
Lap 4	1:01,127
Lap 5	<u>0:49,889</u>
Lap 6	
Lap 7	
Lap 8	
Lap 9	
Lap 10	
Lap 11	
Lap 12	




DEUTSCHE KART-MEISTERSCHAFT

Round 1: 12 - 14 / 04 / 2019

SOUTH GARDA - LONATO (ITA)

DMSB




DMSB RegNr 97-19

free practice DSKC (K22) Group 1 Group 1

Ziel		Sektion 1		Sektion 2		Sektion 3	
Fahrername	Zeit	Fahrername	Zeit	Fahrername	Zeit	Fahrername	Zeit
1 334 Clevert,Lauren-Alexande	0:46,040	324 Fritsch,Valentino	0:18,059	334 Clevert,Lauren-Alexande	0:14,394	334 Clevert,Lauren-Alexande	0:13,539
2 353 Balbo,Natalia	0:46,305	334 Clevert,Lauren-Alexande	0:18,070	314 Kindervater,Robert	0:14,507	389 Langenbacher,Marvin	0:13,614
3 324 Fritsch,Valentino	0:46,319	353 Balbo,Natalia	0:18,111	353 Balbo,Natalia	0:14,513	353 Balbo,Natalia	0:13,654
4 354 Bizzotto,Leonardo	0:46,366	354 Bizzotto,Leonardo	0:18,144	354 Bizzotto,Leonardo	0:14,527	314 Kindervater,Robert	0:13,675
5 314 Kindervater,Robert	0:46,371	314 Kindervater,Robert	0:18,156	324 Fritsch,Valentino	0:14,528	324 Fritsch,Valentino	0:13,688
6 389 Langenbacher,Marvin	0:46,439	318 Walter,Luca	0:18,167	389 Langenbacher,Marvin	0:14,552	354 Bizzotto,Leonardo	0:13,695
7 318 Walter,Luca	0:46,536	389 Langenbacher,Marvin	0:18,182	357 Moor,Mark Villem	0:14,578	318 Walter,Luca	0:13,708
8 357 Moor,Mark Villem	0:46,544	391 Funda,MARCUS	0:18,193	318 Walter,Luca	0:14,603	382 Risom,Valdemar	0:13,725
9 382 Risom,Valdemar	0:46,693	357 Moor,Mark Villem	0:18,200	326 Reiböck,Lukas	0:14,633	357 Moor,Mark Villem	0:13,753
10 391 Funda,MARCUS	0:46,763	382 Risom,Valdemar	0:18,223	391 Funda,MARCUS	0:14,645	312 Colakovic,Nermin	0:13,756
11 384 Ebner,Moritz	0:46,802	390 Greif,Toni	0:18,247	382 Risom,Valdemar	0:14,649	359 La Martina,Alessio	0:13,765
12 390 Greif,Toni	0:46,955	384 Ebner,Moritz	0:18,268	330 Bos,Jeroen	0:14,667	391 Funda,MARCUS	0:13,768
13 325 Dam,Benjamin	0:46,988	359 La Martina,Alessio	0:18,268	312 Colakovic,Nermin	0:14,697	384 Ebner,Moritz	0:13,794
14 330 Bos,Jeroen	0:46,990	326 Reiböck,Lukas	0:18,350	384 Ebner,Moritz	0:14,707	308 Lopez,Marc	0:13,803
15 326 Reiböck,Lukas	0:46,992	328 Hofmann,Benedikt	0:18,355	308 Lopez,Marc	0:14,762	325 Dam,Benjamin	0:13,807
16 312 Colakovic,Nermin	0:47,017	325 Dam,Benjamin	0:18,368	317 Dresen,Andreas	0:14,790	390 Greif,Toni	0:13,824
17 308 Lopez,Marc	0:47,028	315 Lehner,Franz	0:18,377	322 Fredriksson,Lucas	0:14,795	328 Hofmann,Benedikt	0:13,825
18 359 La Martina,Alessio	0:47,062	330 Bos,Jeroen	0:18,385	390 Greif,Toni	0:14,799	330 Bos,Jeroen	0:13,828
19 317 Dresen,Andreas	0:47,268	312 Colakovic,Nermin	0:18,417	328 Hofmann,Benedikt	0:14,809	326 Reiböck,Lukas	0:13,855
20 315 Lehner,Franz	0:47,355	308 Lopez,Marc	0:18,418	325 Dam,Benjamin	0:14,811	315 Lehner,Franz	0:13,863
21 328 Hofmann,Benedikt	0:47,405	321 Scheffer,Niklas	0:18,499	331 Schröder,Tim	0:14,943	317 Dresen,Andreas	0:13,924
22 322 Fredriksson,Lucas	0:47,474	317 Dresen,Andreas	0:18,554	321 Scheffer,Niklas	0:14,965	322 Fredriksson,Lucas	0:14,025
23 331 Schröder,Tim	0:47,619	331 Schröder,Tim	0:18,606	359 La Martina,Alessio	0:15,029	321 Scheffer,Niklas	0:14,028
24 321 Scheffer,Niklas	0:47,899	322 Fredriksson,Lucas	0:18,628	315 Lehner,Franz	0:15,049	331 Schröder,Tim	0:14,051
25 393 Mnombeli,Mihlali	0:49,889	393 Mnombeli,Mihlali	0:19,174	393 Mnombeli,Mihlali	0:15,547	393 Mnombeli,Mihlali	0:15,168






DEUTSCHE KART-MEISTERSCHAFT

Round 1: 12 - 14 / 04 / 2019

SOUTH GARDA - LONATO (ITA)



DMSB RegNr 97-19

free practice DSKC (K22) Group 1 Group 1

Die schnellsten Zeiten

Ort	Nr. Fahrername	Zeit	Streckenl.	Ø Speed
Ziel	334 Clevert,Lauren-Alexandé	0:46,040	1200 m	93,8 km/h
Sektion 1	324 Fritsch,Valentino	0:18,059	531 m	105,9 km/h
Sektion 2	334 Clevert,Lauren-Alexandé	0:14,394	390 m	97,5 km/h
Sektion 3	334 Clevert,Lauren-Alexandé	0:13,539	279 m	74,2 km/h

	Smr.334 Clevert,Lauren-Alexander DEU Kartshop Ampfing theoretisch mögliche Bestzeit 0:46,003	Smr.353 Balbo,Natalia ITA N.G.M. MOTORSPORT theoretisch mögliche Bestzeit 0:46,278	Smr.324 Fritsch,Valentino DEU BIREL ART RACING KSW theoretisch mögliche Bestzeit 0:46,275	Smr.354 Bizzotto,Leonardo ITA Marco Bizzotto theoretisch mögliche Bestzeit 0:46,366	Smr.314 Kindervater,Robert DEU BIREL ART RACING KSW theoretisch mögliche Bestzeit 0:46,338
best	0:46,040 0:18,070 0:14,394 0:13,539	0:46,305 0:18,111 0:14,513 0:13,654	0:46,319 0:18,059 0:14,528 0:13,688	0:46,366 0:18,144 0:14,527 0:13,695	0:46,371 0:18,156 0:14,507 0:13,675
Runde 1	0:58,131 0:23,816 0:17,778 0:16,537	0:57,433 0:23,877 0:18,241 0:15,315	0:56,185 0:23,211 0:17,184 0:15,790	0:56,469 0:23,290 0:17,595 0:15,584	1:12,590 0:26,701 0:28,549 0:17,340
Runde 2	0:50,351 0:20,082 0:15,779 0:14,490	0:49,162 0:19,631 0:15,283 0:14,248	0:50,355 0:20,074 0:15,723 0:14,558	0:52,094 0:21,085 0:16,240 0:14,769	0:55,309 0:19,744 0:20,567 0:14,998
Runde 3	3:00,847 2:22,760 0:21,496 0:16,591	0:47,528 0:18,598 0:14,923 0:14,007	0:48,101 0:18,755 0:15,150 0:14,196	0:49,216 0:19,324 0:15,434 0:14,458	0:48,362 0:18,968 0:15,285 0:14,109
Runde 4	0:51,897 0:20,600 0:15,775 0:15,522	0:47,606 0:18,426 0:15,224 0:13,956	0:47,620 0:18,627 0:14,991 0:14,002	3:48,705 3:08,969 0:22,635 0:17,101	0:47,473 0:18,630 0:14,842 0:14,001
Runde 5	0:47,435 0:18,687 0:14,910 0:13,838	0:47,164 0:18,615 0:14,761 0:13,788	0:47,072 0:18,378 0:14,825 0:13,869	0:49,952 0:20,018 0:15,687 0:14,247	0:47,450 0:18,776 0:14,921 0:13,753
Runde 6	0:46,637 0:18,389 0:14,586 0:13,662	0:46,586 0:18,192 0:14,628 0:13,766	0:46,795 0:18,302 0:14,657 0:13,836	0:46,944 0:18,399 0:14,800 0:13,745	0:46,544 0:18,212 0:14,648 0:13,684
Runde 7	0:46,191 0:18,091 0:14,437 0:13,663	0:46,668 0:18,405 0:14,609 0:13,654	0:47,143 0:18,540 0:14,763 0:13,840	0:46,366 0:18,144 0:14,527 0:13,695	0:46,913 0:18,216 0:14,959 0:13,738
Runde 8	0:46,077 0:18,094 0:14,444 0:13,539	0:46,454 0:18,160 0:14,565 0:13,729	0:46,532 0:18,200 0:14,558 0:13,774		0:46,624 0:18,232 0:14,628 0:13,764
Runde 9	0:46,040 0:18,070 0:14,394 0:13,576	0:46,606 0:18,213 0:14,577 0:13,816	0:46,611 0:18,278 0:14,606 0:13,727		0:46,624 0:18,156 0:14,629 0:13,839
Runde 10		0:46,305 0:18,111 0:14,513 0:13,681	0:46,319 0:18,103 0:14,528 0:13,688		0:46,535 0:18,285 0:14,516 0:13,734
Runde 11		0:46,568 0:18,199 0:14,618 0:13,751	0:46,568 0:18,199 0:14,618 0:13,751		0:46,371 0:18,189 0:14,507 0:13,675
Runde 12		0:46,324 0:18,059 0:14,539 0:13,726	0:46,324 0:18,059 0:14,539 0:13,726		






DEUTSCHE KART-MEISTERSCHAFT

Round 1: 12 - 14 / 04 / 2019

SOUTH GARDA - LONATO (ITA)

DMSB

DMSB RegNr 97-19

free practice DSKC (K22) Group 1 Group 1

Die schnellsten Zeiten

Ort	Nr. Fahrername	Zeit	Streckenl.	Ø Speed
Ziel	334 Clevert,Lauren-Alexandé	0:46,040	1200 m	93,8 km/h
Sektion 1	324 Fritsch,Valentino	0:18,059	531 m	105,9 km/h
Sektion 2	334 Clevert,Lauren-Alexandé	0:14,394	390 m	97,5 km/h
Sektion 3	334 Clevert,Lauren-Alexandé	0:13,539	279 m	74,2 km/h

	Smr.389 Langenbacher,Marvin DEU RS Motorsport theoretisch mögliche Bestzeit 0:46,348 Ziel Sektion 1 Sektion 2 Sektion 3 0:46,439 0:18,182 0:14,552 0:13,614	Smr.318 Walter,Luca DEU Luca Walter theoretisch mögliche Bestzeit 0:46,478 Ziel Sektion 1 Sektion 2 Sektion 3 0:46,536 0:18,167 0:14,603 0:13,708	Smr.357 Moor,Mark Villem EST CPB SPORT theoretisch mögliche Bestzeit 0:46,531 Ziel Sektion 1 Sektion 2 Sektion 3 0:46,544 0:18,200 0:14,578 0:13,753	Smr.382 Risom,Valdemar DNK RS Competition theoretisch mögliche Bestzeit 0:46,597 Ziel Sektion 1 Sektion 2 Sektion 3 0:46,693 0:18,223 0:14,649 0:13,725	Smr.391 Funda,MARCUS AUT ZANCHI MOTORSPORT theoretisch mögliche Bestzeit 0:46,606 Ziel Sektion 1 Sektion 2 Sektion 3 0:46,763 0:18,193 0:14,645 0:13,768
Runde 1	0:55,978 0:23,690 0:17,442 0:14,846	0:59,872 0:25,111 0:18,687 0:16,074	0:59,774 0:25,590 0:17,890 0:16,294	0:52,538 0:21,025 0:16,407 0:15,106	1:04,936 0:25,707 0:21,361 0:17,868
Runde 2	0:51,189 0:19,963 0:16,412 0:14,814	0:51,126 0:19,953 0:15,992 0:15,181	0:49,495 0:20,149 0:15,236 0:14,110	0:48,840 0:19,189 0:15,483 0:14,168	0:58,585 0:23,921 0:17,844 0:16,820
Runde 3	0:48,501 0:18,913 0:15,526 0:14,062	0:50,937 0:18,810 0:15,349 0:16,778	0:47,528 0:18,445 0:15,154 0:13,929	0:47,892 0:18,603 0:14,895 0:14,394	0:56,452 0:22,127 0:18,433 0:15,892
Runde 4	2:50,440 2:17,555 0:17,893 0:14,992	0:47,971 0:18,630 0:15,244 0:14,097	0:46,833 0:18,298 0:14,746 0:13,789	0:47,697 0:18,628 0:15,078 0:13,991	0:55,971 0:21,956 0:18,181 0:15,834
Runde 5	0:48,515 0:19,184 0:15,319 0:14,012	0:47,112 0:18,503 0:14,767 0:13,842	0:46,618 0:18,237 0:14,628 0:13,753	0:50,440 0:19,104 0:17,415 0:13,921	0:53,308 0:21,335 0:17,202 0:14,771
Runde 6	0:47,450 0:18,870 0:14,764 0:13,816	0:46,808 0:18,242 0:14,749 0:13,817	0:47,584 0:18,987 0:14,652 0:13,945	0:47,031 0:18,249 0:14,731 0:14,051	0:48,771 0:19,253 0:15,309 0:14,209
Runde 7	0:46,594 0:18,295 0:14,660 0:13,639	0:46,651 0:18,311 0:14,628 0:13,712	0:46,544 0:18,200 0:14,588 0:13,756	0:46,809 0:18,379 0:14,705 0:13,725	0:47,291 0:18,500 0:14,893 0:13,898
Runde 8	0:46,439 0:18,182 0:14,552 0:13,705	0:47,535 0:18,266 0:15,023 0:14,246	0:46,655 0:18,292 0:14,578 0:13,785	0:47,133 0:18,254 0:15,120 0:13,759	0:46,773 0:18,193 0:14,645 0:13,935
Runde 9	0:46,456 0:18,249 0:14,593 0:13,614	0:46,536 0:18,225 0:14,603 0:13,708		0:46,693 0:18,223 0:14,649 0:13,821	0:46,763 0:18,268 0:14,727 0:13,768
Runde 10		0:47,833 0:18,264 0:15,142 0:14,427			
Runde 11		0:47,417 0:18,167 0:15,068 0:14,182			
Runde 12					







DEUTSCHE KART-MEISTERSCHAFT

Round 1: 12 - 14 / 04 / 2019

SOUTH GARDA - LONATO (ITA)

DMSB RegNr 97-19

free practice DSKC (K22) Group 1 Group 1

Die schnellsten Zeiten

Ort	Nr. Fahrername	Zeit	Streckenl.	ø Speed
Ziel	334 Clevert,Lauren-Alexandé	0:46,040	1200 m	93,8 km/h
Sektion 1	324 Fritsch,Valentino	0:18,059	531 m	105,9 km/h
Sektion 2	334 Clevert,Lauren-Alexandé	0:14,394	390 m	97,5 km/h
Sektion 3	334 Clevert,Lauren-Alexandé	0:13,539	279 m	74,2 km/h

	Smr.384 Ebner,Moritz ITA Markus Ebner	Smr.390 Greif,Toni DEU Solgat Motorsport	Smr.325 Dam,Benjamin AUT BIREL ART RACING KSW	Smr.330 Bos,Jeroen NLD CRG Holland	Smr.326 Reiböck,Lukas AUT BIREL ART RACING KSW
	theoretisch mögliche Bestzeit 0:46,769	theoretisch mögliche Bestzeit 0:46,870	theoretisch mögliche Bestzeit 0:46,986	theoretisch mögliche Bestzeit 0:46,880	theoretisch mögliche Bestzeit 0:46,838
best	Ziel Sektion 1 Sektion 2 Sektion 3 0:46,802 0:18,268 0:14,707 0:13,794	Ziel Sektion 1 Sektion 2 Sektion 3 0:46,955 0:18,247 0:14,799 0:13,824	Ziel Sektion 1 Sektion 2 Sektion 3 0:46,988 0:18,368 0:14,811 0:13,807	Ziel Sektion 1 Sektion 2 Sektion 3 0:46,990 0:18,385 0:14,667 0:13,828	Ziel Sektion 1 Sektion 2 Sektion 3 0:46,992 0:18,350 0:14,633 0:13,855
Runde 1	1:02,475 0:23,503 0:22,576 0:16,396	1:00,470 0:25,348 0:18,718 0:16,404	0:57,785 0:24,783 0:17,552 0:15,450	0:54,619 0:22,221 0:16,835 0:15,563	0:57,956 0:24,106 0:17,953 0:15,897
Runde 2	0:49,332 0:19,374 0:15,761 0:14,197	0:52,447 0:20,462 0:17,129 0:14,856	0:52,252 0:20,596 0:16,375 0:15,281	0:50,192 0:20,052 0:15,675 0:14,465	0:51,528 0:20,613 0:16,239 0:14,676
Runde 3	0:49,196 0:18,756 0:15,574 0:14,866	0:49,575 0:19,258 0:15,738 0:14,579	0:48,605 0:19,045 0:15,391 0:14,169	0:48,264 0:18,903 0:15,210 0:14,151	0:48,753 0:18,972 0:15,557 0:14,224
Runde 4	0:47,405 0:18,539 0:14,801 0:14,065	0:48,189 0:18,806 0:15,246 0:14,137	0:48,097 0:18,861 0:15,246 0:13,990	0:48,055 0:18,705 0:15,332 0:14,018	0:48,188 0:19,037 0:15,029 0:14,122
Runde 5	0:47,017 0:18,363 0:14,778 0:13,876	0:48,771 0:18,652 0:15,569 0:14,550	0:47,732 0:18,658 0:15,073 0:14,001	0:47,424 0:18,541 0:14,921 0:13,962	0:47,839 0:18,637 0:15,131 0:14,071
Runde 6	0:47,177 0:18,278 0:14,884 0:14,015	0:47,706 0:18,495 0:15,039 0:14,172	0:47,461 0:18,565 0:14,948 0:13,948	0:47,395 0:18,484 0:14,805 0:14,106	0:47,611 0:18,716 0:14,826 0:14,069
Runde 7	0:53,838 0:19,480 0:20,479 0:13,879	0:49,528 0:18,859 0:16,629 0:14,040	0:47,359 0:18,522 0:14,930 0:13,907	0:47,519 0:18,710 0:14,855 0:13,954	0:47,214 0:18,525 0:14,829 0:13,860
Runde 8	0:46,814 0:18,284 0:14,707 0:13,823	0:47,259 0:18,402 0:14,908 0:13,949	0:48,361 0:18,410 0:15,966 0:13,985	0:47,087 0:18,532 0:14,667 0:13,888	0:48,608 0:18,484 0:16,211 0:13,913
Runde 9	0:46,802 0:18,280 0:14,728 0:13,794	0:46,955 0:18,326 0:14,805 0:13,824	0:47,252 0:18,516 0:14,826 0:13,910	0:46,990 0:18,385 0:14,720 0:13,885	0:47,243 0:18,451 0:14,888 0:13,904
Runde 10	0:47,118 0:18,268 0:15,018 0:13,832	0:47,232 0:18,324 0:15,038 0:13,870	0:46,988 0:18,370 0:14,811 0:13,807	0:47,000 0:18,421 0:14,751 0:13,828	0:46,992 0:18,493 0:14,633 0:13,866
Runde 11	0:47,369 0:18,796 0:14,753 0:13,820	0:47,028 0:18,247 0:14,799 0:13,982	0:47,129 0:18,368 0:14,894 0:13,867		0:47,024 0:18,350 0:14,819 0:13,855
Runde 12					






DEUTSCHE KART-MEISTERSCHAFT

Round 1: 12 - 14 / 04 / 2019

SOUTH GARDA - LONATO (ITA)

DMSB

DMSB RegNr 97-19

free practice DSKC (K22) Group 1 Group 1

Die schnellsten Zeiten

Ort	Nr. Fahrername	Zeit	Streckenl.	Ø Speed
Ziel	334 Clevert,Lauren-Alexandé	0:46,040	1200 m	93,8 km/h
Sektion 1	324 Fritsch,Valentino	0:18,059	531 m	105,9 km/h
Sektion 2	334 Clevert,Lauren-Alexandé	0:14,394	390 m	97,5 km/h
Sektion 3	334 Clevert,Lauren-Alexandé	0:13,539	279 m	74,2 km/h

	Smr.312 Colakovic,Nermin DEU Solgat Motorsport	Smr.308 Lopez,Marc ESP CRG Keizer racing	Smr.359 La Martina,Alessio ITA SRP Racing Team	Smr.317 Dresen,Andreas DEU SRP Racing Team	Smr.315 Lehner,Franz AUT BIREL ART RACING KSW
	theoretisch mögliche Bestzeit 0:46,870	theoretisch mögliche Bestzeit 0:46,983	theoretisch mögliche Bestzeit 0:47,062	theoretisch mögliche Bestzeit 0:47,268	theoretisch mögliche Bestzeit 0:47,289
best	Ziel 0:47,017 Sektion 1 0:18,417 Sektion 2 0:14,697 Sektion 3 0:13,756	Ziel 0:47,028 Sektion 1 0:18,418 Sektion 2 0:14,762 Sektion 3 0:13,803	Ziel 0:47,062 Sektion 1 0:18,268 Sektion 2 0:15,029 Sektion 3 0:13,765	Ziel 0:47,268 Sektion 1 0:18,554 Sektion 2 0:14,790 Sektion 3 0:13,924	Ziel 0:47,355 Sektion 1 0:18,377 Sektion 2 0:15,049 Sektion 3 0:13,863
Runde 1	1:01,278 0:25,350 0:18,995 0:16,933	1:03,823 0:25,947 0:21,051 0:16,825	1:00,682 0:24,210 0:18,556 0:17,916	0:58,154 0:24,298 0:17,900 0:15,956	1:00,758 0:24,844 0:19,323 0:16,591
Runde 2	0:52,026 0:20,417 0:16,743 0:14,866	0:55,925 0:21,964 0:18,492 0:15,469	0:55,920 0:22,272 0:17,878 0:15,770	0:54,809 0:21,048 0:18,801 0:14,960	0:53,158 0:20,444 0:16,499 0:16,215
Runde 3	0:49,744 0:19,667 0:15,754 0:14,323	0:52,682 0:20,530 0:16,502 0:15,650	0:53,332 0:21,319 0:16,622 0:15,391	0:49,679 0:19,230 0:16,073 0:14,376	0:50,242 0:19,541 0:16,100 0:14,601
Runde 4	0:48,573 0:19,160 0:15,280 0:14,133	0:48,210 0:18,933 0:15,119 0:14,158	0:52,213 0:20,736 0:16,256 0:15,221	0:48,316 0:19,002 0:15,222 0:14,092	0:49,182 0:19,120 0:15,641 0:14,421
Runde 5	0:47,683 0:18,655 0:15,054 0:13,974	0:48,695 0:19,565 0:15,049 0:14,081	0:49,139 0:19,866 0:15,198 0:14,075	0:52,216 0:19,004 0:17,726 0:15,486	0:48,817 0:18,964 0:15,474 0:14,379
Runde 6	0:48,325 0:18,945 0:15,440 0:13,940	0:47,676 0:18,798 0:14,946 0:13,932	0:47,612 0:18,550 0:15,052 0:14,010	1:34,206 1:03,029 0:16,710 0:14,467	0:48,387 0:18,876 0:15,267 0:14,244
Runde 7	0:47,363 0:18,627 0:14,876 0:13,860	0:52,236 0:22,331 0:15,825 0:14,080	0:47,062 0:18,268 0:15,029 0:13,765	0:47,858 0:18,813 0:14,930 0:14,115	0:47,945 0:18,684 0:15,218 0:14,043
Runde 8	0:47,357 0:18,561 0:14,879 0:13,917	0:47,127 0:18,533 0:14,762 0:13,832	1:11,046 0:41,665 0:15,418 0:13,963	0:48,215 0:19,043 0:15,238 0:13,934	0:48,282 0:19,020 0:15,231 0:14,031
Runde 9	0:47,316 0:18,629 0:14,865 0:13,822	0:48,186 0:19,489 0:14,878 0:13,819	0:53,019 0:18,446 0:19,985 0:14,638	0:47,268 0:18,554 0:14,790 0:13,924	0:47,355 0:18,377 0:15,049 0:13,929
Runde 10	0:47,017 0:18,417 0:14,844 0:13,756	0:47,333 0:18,521 0:14,902 0:13,910			0:47,732 0:18,619 0:15,090 0:14,023
Runde 11	0:47,275 0:18,777 0:14,697 0:13,801	0:47,028 0:18,418 0:14,807 0:13,803			0:47,406 0:18,460 0:15,083 0:13,863
Runde 12					






DEUTSCHE KART-MEISTERSCHAFT

Round 1: 12 - 14 / 04 / 2019

SOUTH GARDA - LONATO (ITA)

DMSB

DMSB RegNr 97-19

free practice DSXC (KZ2) Group 1 Group 1

Die schnellsten Zeiten

Ort	Nr. Fahrername	Zeit	Streckenl.	ø Speed
Ziel	334 Clevert,Lauren-Alexandé	0:46,040	1200 m	93,8 km/h
Sektion 1	324 Fritsch,Valentino	0:18,059	531 m	105,9 km/h
Sektion 2	334 Clevert,Lauren-Alexandé	0:14,394	390 m	97,5 km/h
Sektion 3	334 Clevert,Lauren-Alexandé	0:13,539	279 m	74,2 km/h

	Smr.328 Hofmann,Benedikt DEU BIREL ART RACING KSW	Smr.322 Fredriksson,Lucas SWE JP Racing	Smr.331 Schröder,Tim DEU Mach1 Motorsport	Smr.321 Scheffer,Niklas DEU SRP Racing Team	Smr.393 Mnombeli,Mihlali ZAF MK Racing
	theoretisch mögliche Bestzeit 0:46,989	theoretisch mögliche Bestzeit 0:47,448	theoretisch mögliche Bestzeit 0:47,600	theoretisch mögliche Bestzeit 0:47,492	theoretisch mögliche Bestzeit 0:49,889
best	Ziel Sektion 1 Sektion 2 Sektion 3 0:47,405 0:18,355 0:14,809 0:13,825	Ziel Sektion 1 Sektion 2 Sektion 3 0:47,474 0:18,628 0:14,795 0:14,025	Ziel Sektion 1 Sektion 2 Sektion 3 0:47,619 0:18,606 0:14,943 0:14,051	Ziel Sektion 1 Sektion 2 Sektion 3 0:47,899 0:18,499 0:14,965 0:14,028	Ziel Sektion 1 Sektion 2 Sektion 3 0:49,889 0:19,174 0:15,547 0:15,168
Runde 1	0:59,890 0:25,220 0:18,885 0:15,785	0:56,769 0:23,889 0:17,522 0:15,358	0:59,848 0:25,167 0:18,760 0:15,921	0:55,995 0:22,997 0:17,530 0:15,468	0:56,529 0:23,116 0:18,111 0:15,302
Runde 2	0:51,816 0:20,671 0:16,352 0:14,793	0:52,806 0:20,789 0:16,641 0:15,376	0:51,073 0:19,816 0:16,405 0:14,852	0:51,007 0:19,980 0:16,458 0:14,569	0:54,158 0:19,973 0:18,204 0:15,981
Runde 3	0:50,347 0:20,305 0:15,670 0:14,372	0:49,200 0:19,255 0:15,572 0:14,373	0:49,447 0:19,322 0:15,727 0:14,398	0:49,170 0:19,233 0:15,657 0:14,280	0:52,836 0:21,047 0:16,382 0:15,407
Runde 4	0:49,024 0:19,610 0:15,274 0:14,140	0:48,488 0:18,939 0:15,331 0:14,218	0:48,815 0:18,934 0:15,525 0:14,356	0:49,854 0:18,836 0:15,468 0:15,550	1:01,127 0:19,542 0:23,450 0:18,135
Runde 5	0:47,906 0:18,731 0:14,971 0:14,204	0:48,221 0:18,874 0:15,130 0:14,217	0:48,385 0:18,968 0:15,224 0:14,193	0:48,766 0:18,854 0:15,604 0:14,308	0:49,889 0:19,174 0:15,547 0:15,168
Runde 6	0:48,792 0:18,923 0:15,807 0:14,062	0:48,318 0:18,787 0:15,101 0:14,430	0:47,797 0:18,622 0:15,092 0:14,083	0:48,598 0:18,650 0:15,474 0:14,474	
Runde 7	0:47,470 0:18,836 0:14,809 0:13,825	0:48,357 0:18,969 0:15,127 0:14,261	0:48,096 0:18,766 0:15,083 0:14,247	0:47,899 0:18,697 0:15,174 0:14,028	
Runde 8	0:47,778 0:18,440 0:15,188 0:14,150	0:47,772 0:18,628 0:15,005 0:14,139	0:47,975 0:18,693 0:15,190 0:14,092	0:48,624 0:18,986 0:15,564 0:14,074	
Runde 9	0:47,506 0:18,355 0:14,972 0:14,179	0:48,439 0:19,047 0:15,000 0:14,392	0:47,958 0:18,699 0:15,063 0:14,196	0:48,634 0:18,603 0:14,965 0:15,066	
Runde 10	0:50,220 0:19,896 0:16,280 0:14,044	0:47,724 0:18,689 0:15,010 0:14,025	0:47,847 0:18,760 0:15,086 0:14,051	0:48,531 0:18,499 0:15,032 0:15,000	
Runde 11	0:47,405 0:18,460 0:14,988 0:13,957	0:47,474 0:18,652 0:14,795 0:14,027	0:47,619 0:18,606 0:14,943 0:14,070		
Runde 12					