

DKM
DEUTSCHE KART-MEISTERSCHAFT

DMSB

**SOUTH
GARTIA
KARTING**

Ergebnisse Results DKM

INT. DMSB-KARTRENNEN

LONATO

12. - 14. April 2019

- Deutsche Kart-Meisterschaft (DKM)
- Deutsche Junioren-Kart-Meisterschaft (DJKM)
- Deutsche Schaltkart-Meisterschaft (DSKM)
- DMSB-Schaltkart-Cup (DSKC)

R 20 DKM (OK) Race 2

Strecke / track: 1200m

started: 33 classified: 31 not classified: 2 excluded: 2 not started: 1

fastest Lap Leandro ANDERRÜTI at: 0:55,838

Pos	Str. Nr.	Fahrer / Driver	Nation	Bewerber/Sponsor	Nation	Lizenz / Lizenz	Chassis/Motor/Reifen	Points	Penalty	Runden Laps	Gesamtzeit / Differenz	Abstand / Gap	beste Runde / best Lap	In R. in L.	o. Beschw. / u. Speed	
1	4	HAVEKORT, Kas	NLD	CRG Keijzer racing	NLD	36154 28613	CRG / TM / Vego	25		21	21:04,832		0:56,862	21	71,7 km/h 76,6 km/h	
2	84	TRAVISANUTTO, Lorenzo	ITA	CV Performance Group	DEU	297878 1141781	KR / IAME / Vego	20		21	21:06,015 0:01,183	0:01,183	0:56,915	20	71,7 km/h 75,9 km/h	
3	1	THOMPSON, Harry	GBR	Ricky Flynn Motorsport	GBR	265302 162392	FA Kart / Vortex / Vego	16		21	21:14,207 0:09,375	0:08,192	0:56,670	21	71,2 km/h 76,2 km/h	
4	36	ANDERRÜTI, Leandro	CHE	Lanari Racing Team	DEU	500212 KBF1159049	Kart Republic / IAME / Vego	13	5 sec.	21	21:14,895 0:10,063	0:00,688	0:55,838	21	71,2 km/h 77,4 km/h	
5	2	SASSE, Hugo	DEU	TB Racing Team	DEU	IKC1147248 KBF1116906	Kart Republic / IAME / Vego	11		21	21:15,933 0:11,101	0:01,038	0:57,609	21	71,1 km/h 75,5 km/h	
6	13	TAUSCHER, Alexander	DEU	Junior TEAM75	DEU	IKC1162751 KBF1154079	Kart Republic / IAME / Vego	10		21	21:18,949 0:14,117	0:03,016	0:57,175	21	70,9 km/h 75,6 km/h	
7	53	SIZOV, Aleksey	RUS	TB Racing Team	DEU	19519 KBF1116906	KR / IAME / Vego	9		21	21:26,109 0:21,277	0:07,160	0:58,062	21	70,5 km/h 74,4 km/h	
8	34	ARNOLD, Felix	DEU	TB Racing Team	DEU	IKA1138542 KBF1116906	KR / IAME / Vego	8		21	21:26,558 0:21,726	0:00,449	0:57,825	19	70,5 km/h 74,7 km/h	
9	6	HANTKE, Nico	DEU	3G Racing	DEU	IKC1145936 KBF1164077	Tony Kart / IAME / Vego	7		21	21:26,889 0:22,057	0:00,331	0:57,072	18	70,5 km/h 75,7 km/h	
10	60	PAUWELS, Kobe	BEL	CV Performance Group	DEU	910066 KBF141781	KR / IAME / Vego	*		21	21:27,498 0:22,666	0:00,609	0:57,664	17	70,5 km/h 74,9 km/h	
11	20	ØGAARD, Sebastian	DNK	Ward Racing	SWE	55995 102	Tony Kart / Vortex / Vego	6		21	21:27,977 0:23,145	0:00,479	0:57,486	21	70,4 km/h 75,1 km/h	
12	21	VAN VARK, Lars	NLD	TB Racing Team	DEU	36980 KBF1116906	KR / IAME / Vego	5		21	21:28,791 0:23,959	0:00,814	0:57,325	20	70,4 km/h 75,4 km/h	
13	99	BUUS, Bastian	DNK	RS Competition	DNK	59991 36053	Tony Kart / Vortex / Vego	4		21	21:29,919 0:25,087	0:01,128	0:57,124	21	70,3 km/h 75,6 km/h	
14	17	FÜNGELING, Luke Brandon	DEU	Valier Motorsport	DEU	IKC1136804 KBF1063735	SODI / IAME / Vego	3		21	21:35,925 0:31,093	0:06,006	0:57,243	21	70 km/h 75,5 km/h	
15	77	TRAMNITZ, Tim	DEU	Kartshop Ampfing	DEU	IKCR1161254 KBF1108764	Tony Kart / TM / Vego	2		21	21:36,650 0:31,818	0:00,725	0:57,716	21	70 km/h 74,8 km/h	
16	14	DÖRR, Ben	DEU	TB Racing Team	DEU	IKCR1162845 KBF1116906	KR / IAME / Vego	1		21	21:43,621 0:38,789	0:06,971	0:58,933	20	69,6 km/h 73,3 km/h	
17	11	MESCH, Joel	DEU	TB Racing Team	DEU	IKC1179312 KBF1116906	KR / IAME / Vego	0		21	21:44,263 0:39,431	0:00,642	0:58,425	21	69,6 km/h 73,9 km/h	
18	27	BORN, Miklas Basil	CHE	Innovate Competition	CHE	505145 500033	Esprit / Vortex / Vego	0		21	21:44,897 0:40,065	0:00,634	0:58,490	20	69,5 km/h 73,9 km/h	
19	10	RIED, Jonas	DEU	Solgar Motorsport	DEU	IKC1167350 KBF1079882	Birel Art / TM / Vego	0		21	21:46,779 0:41,947	0:01,882	0:58,413	19	69,4 km/h 74 km/h	
20	37	DEGNBOL, Noah	DNK	RS Competition	DNK	65659 36053	Tony Kart / Vortex / Vego	0		21	21:48,474 0:43,642	0:01,695	0:57,583	20	69,3 km/h 75,3 km/h	
21	45	KELSTRUP, Georg	SWE	TK Racing	DNK	200407023050 52208	FA Kart / TM / Vego	0	5 sec.	21	21:50,931 0:46,099	0:02,457	0:57,919	21	69,2 km/h 74,6 km/h	
22	30	HOLZEM, Juliano	DEU	Lanari Racing Team	DEU	IKC1195324 KBF1159049	Kart Republic / Parilla / Vego	0		21	21:51,004 0:46,172	0:00,073	0:57,415	19	69,2 km/h 75,2 km/h	
23	15	BÖNIGHAUSEN, Colin Jamie	DEU	TB Racing Team	DEU	IKCR1179397 KBF1116906	KR / IAME / Vego	0	5 sec.	21	21:53,861 0:49,029	0:02,857	0:57,586	20	69 km/h 75 km/h	
24	38	FRIIS, Julie	DNK	TK Racing	DNK	41614 52208	FA Kart / TM / Vego	0		21	21:54,661 0:49,829	0:00,800	0:58,953	21	69 km/h 73,3 km/h	
25	18	ROSAM, Max	DEU	TR Motorsport	DEU	IKC1162238 KBF1080519	Jesolo / TM / Vego	0		21	21:57,958 0:53,126	0:03,297	0:58,122	19	68,8 km/h 74,3 km/h	
26	62	TRÄGER, Daniel	DNK	Speedsupply	DNK	52507 61513	Haase / IAME / Vego	0		21	22:02,944 0:58,112	0:04,986	0:59,943	19	68,6 km/h 72,1 km/h	
27	44	PEDERSEN, Nicolai	DNK	KSB Racing Team	AUT	65102 BK002	Kosmic / Vortex / Vego	0		21	22:03,655 0:58,823	0:00,711	0:59,353	21	68,5 km/h 72,8 km/h	
28	28	O' DEY, Levi	DEU	RS Schumacher Racing Team	DEU	IKC1164486 KBF1067587	Praga / IAME / Vego	0		20	21:08,842 1 R	1 R	1:00,520	13	68,1 km/h 71,4 km/h	
29	46	KIKKENBORG, Frederik	DNK	KSB Racing Team	AUT	37460 00436642262490	Kosmic / Vortex / Vego	0		10	10:51,069 11 R	10 R	1:02,562	10	66,4 km/h 69,1 km/h	
30	19	HALLÉN FELLENIUS, Maja	SWE	Ward Racing	SWE	200207281643 102	Tony Kart / Vortex / Vego	0		3	3:26,341 18 R	7 R	1:05,820	2	62,8 km/h 65,6 km/h	
31	43	WISKIRCHEN, Moritz	DEU	TB Racing Team	DEU	IKC1173298 KBF1116906	KR / IAME / Vego	0		0	0:03,629 21 R		3 R			
the following drivers did not start.																
DNS	66	PRIMM, Simon Connor	DEU	Kartshop Ampfing	DEU	IKCR171081 KBF1108764	Tony Kart / TM / Vego									DNS
the following drivers are disqualified																
DSQ	48	KRAMER, Pablo	DEU	RL-Competition.com	DEU	IKC1151450 KBF1132168	CRG / TM / Vego									DSQ disqualified
DSQ	8	LIWINSKI, David	NLD	BIREL ART RACING KSW	AUT	35786 BK102	Birel Art / IAME / Vego									DSQ disqualified

StNr. 45,15,36 5 sec penalty Frontfaring

StNr. 48 Disqualification from the Race

StNr. 8 Disqualification from the Race

Rennleitung: Pasquale Lupoli Racedirektor: Horst Seidel

Sportkommissare: Nikolas Spaderna / Ulrich Bell / Paola Acerbi

Techn. Kommissare: Hans-Jürgen Dangers / M. Grasshoff / C. Schmidt

Zeitnahme: KART-DATA timing service Franz Schiesler

Zeitnahme / timekeeping

control  Franz Schiesler

freigegeben: 17:45:01






DEUTSCHE KART-MEISTERSCHAFT

Round 1: 12 - 14 / 04 / 2019

SOUTH GARDA - LONATO (ITA)

DMSB



DMSB RegNr 97-19

R 20 DKM (OK) Race 2

Fahrername Driver	Haverkort Kas	Travisanuffo Lorenzo	Anderüttli Leandro	Thompson Harry	Sasse Hugo	Liwinski David	Tauscher Alexander	Sizov Alekey	Arnold Felix	Hantke Nico	Pauwels Kobe	Øgaard Sebastian
schnellste Runde	0:56,862 Rn. 21	0:56,915 Rn. 20	0:55,838 Rn. 21	0:56,670 Rn. 21	0:57,609 Rn. 21	0:57,405 Rn. 20	0:57,175 Rn. 21	0:58,062 Rn. 21	0:57,825 Rn. 19	0:57,072 Rn. 18	0:57,664 Rn. 17	0:57,486 Rn. 21
Speed	76,0 km/h	75,9 km/h	77,4 km/h	76,2 km/h	75,0 km/h	75,3 km/h	75,6 km/h	74,4 km/h	74,7 km/h	75,7 km/h	74,9 km/h	75,1 km/h
Lap 1	1:04,572	1:02,832	1:05,924	1:04,853	1:04,282	1:05,679	1:06,195	1:05,023	1:05,604	1:06,132	1:06,547	1:07,975
Lap 2	1:02,644	1:02,678	1:03,465	1:02,872	1:02,726	1:04,054	1:04,413	1:03,209	1:05,563	1:05,275	1:04,737	1:05,187
Lap 3	1:02,941	1:02,662	1:03,406	1:03,212	1:01,970	1:03,010	1:04,001	1:03,063	1:03,890	1:04,227	1:04,547	1:05,455
Lap 4	1:02,239	1:02,114	1:02,531	1:03,000	1:02,219	1:02,293	1:02,811	1:03,162	1:04,169	1:03,296	1:03,859	1:04,105
Lap 5	1:02,012	1:02,006	1:02,458	1:02,898	1:02,176	1:03,359	1:02,195	1:05,863	1:02,675	1:03,152	1:03,384	1:03,596
Lap 6	1:01,962	1:01,780	1:02,933	1:02,406	1:01,723	1:01,937	1:02,378	1:02,983	1:03,347	1:02,678	1:02,821	1:03,504
Lap 7	1:01,846	1:01,621	1:01,766	1:02,054	1:01,906	1:01,473	1:01,932	1:02,443	1:03,169	1:02,635	1:03,254	1:02,610
Lap 8	1:01,640	1:01,338	1:01,917	1:01,595	1:02,129	1:01,195	1:01,509	1:01,767	1:02,100	1:02,092	1:02,815	1:03,351
Lap 9	1:01,694	1:01,155	1:01,416	1:01,304	1:01,613	1:01,087	1:01,381	1:01,880	1:02,056	1:02,147	1:02,339	1:01,568
Lap 10	1:00,945	1:00,652	1:00,532	1:01,105	1:01,714	1:00,811	1:01,390	1:01,394	1:01,227	1:02,042	1:01,686	1:00,830
Lap 11	1:00,557	1:00,623	1:00,034	1:00,516	1:01,214	1:00,722	1:01,403	1:01,186	1:01,548	1:01,362	1:00,743	1:01,092
Lap 12	1:00,244	0:59,781	0:59,781	1:00,579	1:00,938	1:00,543	1:01,117	1:00,958	1:00,882	1:01,879	1:00,172	1:00,405
Lap 13	0:59,538	0:59,659	0:59,078	1:00,035	1:00,314	0:59,409	0:59,786	0:59,861	1:00,156	1:00,648	0:59,846	0:59,465
Lap 14	0:58,879	0:59,137	0:59,759	1:00,856	0:59,291	1:00,800	0:58,933	0:59,538	0:59,604	0:59,323	0:59,714	0:59,106
Lap 15	0:57,892	0:59,473	0:58,508	0:59,797	0:59,061	0:59,377	0:58,824	1:00,297	0:59,147	1:00,034	0:59,197	0:59,715
Lap 16	0:57,471	0:58,742	0:57,893	0:58,332	0:59,031	0:59,444	0:58,667	0:59,164	0:58,720	0:58,705	0:58,951	0:58,699
Lap 17	0:57,350	0:58,366	0:57,636	0:57,889	0:59,534	0:58,713	0:58,109	0:58,850	0:58,105	0:57,719	0:57,664	0:58,166
Lap 18	0:57,188	0:58,288	0:56,846	0:57,663	0:58,702	0:58,249	0:58,446	0:58,808	0:58,478	0:57,072	0:58,327	0:58,257
Lap 19	0:57,835	0:57,893	0:58,264	0:57,651	0:57,813	0:57,929	0:57,995	0:58,375	0:57,825	0:57,977	0:58,163	0:57,509



DKM

DEUTSCHE KART-MEISTERSCHAFT




Round 1: 12 - 14 / 04 / 2019

SOUTH GARDA - LONATO (ITA)



DMSB RegNr 97-19

R 20 DKM (OK) Race 2

Fahrername Driver	Haverkort Kas	Travisanutto Lorenzo	Anderützi Leandro	Thompson Harry	Sasse Hugo	Liwinski David	Tauscher Alexander	Sizov Alekey	Arnold Felix	Hantke Nico	Pauwels Kobe	Ögaard Sebastian
Lap 20	0:56,984	<u>0:56,915</u>	0:56,677	0:57,507	0:58,654	<u>0:57,405</u>	0:57,647	0:58,328	0:58,328	0:57,848	0:57,902	0:57,988
Lap 21	<u>0:56,862</u>	0:57,069	<u>0:55,838</u>	<u>0:56,670</u>	<u>0:57,609</u>	0:57,776	<u>0:57,175</u>	<u>0:58,062</u>	0:58,099	0:58,263	0:57,745	<u>0:57,486</u>






DEUTSCHE KART-MEISTERSCHAFT

Round 1: 12 - 14 / 04 / 2019

SOUTH GARDA - LONATO (ITA)

DMSB




DMSB RegNr 97-19

R 20 DKM (OK) Race 2

Fahrername Driver	Van Vark Lars	Buus Bastian	Füngeling Luke Brandon	Tramnitz Tim	Dörr Ben	Mesch Joel	Born Miklas Basil	Keistrup Georg	Ried Jonas	Degnbol Noah	Bönighausen Colin Jamie	Holzern Juliano
schnellste Runde in Runde	0:57,325 Rn. 20	0:57,124 Rn. 21	0:57,243 Rn. 21	0:57,716 Rn. 21	0:58,933 Rn. 20	0:58,425 Rn. 21	0:58,490 Rn. 20	0:57,919 Rn. 21	0:58,413 Rn. 19	0:57,583 Rn. 20	0:57,586 Rn. 20	0:57,415 Rn. 19
Speed	75,4 km/h	75,6 km/h	75,5 km/h	74,8 km/h	73,3 km/h	73,9 km/h	73,9 km/h	74,6 km/h	74,0 km/h	75,0 km/h	75,0 km/h	75,2 km/h
Lap 1	1:07,895	1:05,830	1:06,708	1:08,309	1:06,186	1:07,671	1:08,440	1:07,318	1:07,990	1:08,986	1:09,751	1:03,394
Lap 2	1:03,971	1:05,291	1:04,766	1:05,187	1:04,296	1:05,586	1:05,533	1:04,872	1:05,501	1:06,121	1:06,481	1:05,933
Lap 3	1:05,150	1:04,100	1:05,853	1:05,040	1:04,432	1:04,906	1:05,192	1:05,414	1:04,968	1:05,004	1:05,466	1:04,266
Lap 4	1:04,512	1:03,933	1:03,803	1:04,185	1:04,078	1:04,574	1:04,138	1:04,788	1:04,445	1:04,689	1:04,862	1:04,320
Lap 5	1:02,846	1:03,360	1:03,898	1:04,002	1:02,888	1:03,795	1:03,807	1:03,803	1:04,906	1:04,096	1:03,877	1:03,322
Lap 6	1:02,974	1:02,722	1:03,267	1:03,422	1:02,871	1:04,132	1:03,401	1:03,579	1:04,117	1:04,129	1:03,881	1:02,918
Lap 7	1:03,084	1:02,966	1:03,105	1:02,922	1:02,953	1:03,059	1:03,243	1:04,237	1:03,425	1:03,789	1:03,908	1:02,917
Lap 8	1:01,863	1:02,771	1:03,617	1:02,708	1:02,849	1:02,881	1:02,480	1:03,006	1:02,723	1:04,236	1:03,130	1:02,906
Lap 9	1:01,819	1:02,400	1:03,028	1:02,145	1:02,955	1:03,319	1:02,459	1:03,560	1:03,112	1:03,669	1:02,846	1:01,866
Lap 10	1:01,720	1:02,207	1:02,104	1:01,935	1:01,966	1:01,968	1:02,063	1:02,319	1:02,308	1:02,470	1:01,917	1:01,655
Lap 11	1:01,083	1:01,853	1:01,741	1:01,202	1:02,282	1:01,607	1:01,585	1:01,870	1:01,889	1:01,892	1:02,327	1:01,914
Lap 12	1:00,835	1:00,745	1:01,368	1:00,593	1:03,197	1:00,737	1:01,326	1:02,627	1:02,011	1:01,346	1:02,201	1:01,415
Lap 13	1:00,309	1:00,059	1:00,391	1:01,240	1:01,398	1:00,373	1:01,538	1:00,159	1:00,980	1:00,753	1:00,855	1:00,654
Lap 14	0:59,427	1:00,290	1:00,064	0:59,828	1:00,967	0:59,903	1:00,267	1:01,097	1:00,953	1:01,305	1:01,462	1:00,257
Lap 15	0:59,975	1:00,042	0:59,045	0:59,119	0:59,972	0:59,723	0:59,800	0:59,882	0:59,923	0:59,754	0:59,591	0:58,130
Lap 16	0:58,727	0:59,460	0:59,492	0:59,595	1:00,410	1:00,145	0:59,820	1:00,529	1:00,388	0:59,788	0:59,987	0:59,044
Lap 17	0:58,113	0:58,244	0:59,110	0:59,325	1:00,485	0:59,275	1:00,251	0:59,770	0:59,037	0:59,124	0:59,163	0:57,955
Lap 18	0:58,149	0:58,315	0:58,229	0:58,324	1:00,106	0:59,936	0:59,222	0:58,891	0:59,489	0:58,610	0:58,836	0:57,963
Lap 19	0:57,721	0:57,858	0:58,403	0:58,083	0:59,597	0:59,560	0:59,021	0:58,564	0:58,413	0:58,222	0:57,753	0:57,415



DKM

DEUTSCHE KART-MEISTERSCHAFT




Round 1: 12 - 14 / 04 / 2019

SOUTH GARDA - LONATO (ITA)



DMSB RegNr 97-19

R 20 DKM (OK) Race 2

Fahrername Driver	Van Vark	Buus	Füngeling	Tramnitz	Dörr	Mesch	Born	Keistrup	Ried	Degnbol	Bönighausen	Holzern
Lap 20	<u>0:57,325</u>	<u>0:57,849</u>	<u>0:57,881</u>	<u>0:57,882</u>	<u>0:58,933</u>	<u>0:58,909</u>	<u>0:58,490</u>	<u>0:58,455</u>	<u>0:58,518</u>	<u>0:57,583</u>	<u>0:57,586</u>	Juliano
Lap 21	0:57,340	0:57,124	0:57,243	0:57,716	0:59,155	0:58,425	0:58,666	0:57,919	0:58,510	0:58,308	0:58,269	Holzern





DEUTSCHE KART-MEISTERSCHAFT

Round 1: 12 - 14 / 04 / 2019

SOUTH GARDA - LONATO (ITA)

DMSB



DMSB RegNr 97-19

R 20 DKM (OK) Race 2

Fahrername Driver	Friis Julie	Rosam Max	Träger Daniel	Pedersen Nicolai	O´dey Levi	Kramer Pablo	Kikkenborg Frederik	Hallén Fellenius Maja	Wiskirchen Moritz
schnellste Runde in Runde	0:58,953 Rn. 21	0:58,122 Rn. 19	0:59,943 Rn. 19	0:59,353 Rn. 21	1:00,520 Rn. 13	1:00,461 Rn. 20	1:02,562 Rn. 10	1:05,820 Rn. 2	
Speed	73,3 km/h	74,3 km/h	72,1 km/h	72,8 km/h	71,4 km/h	71,5 km/h	69,1 km/h	65,6 km/h	
Lap 1	1:07,087	1:08,093	1:08,056	1:08,712	1:09,196	1:10,063	1:09,395	1:08,849	
Lap 2	1:05,206	1:05,489	1:05,867	1:05,786	1:06,865	1:06,635	1:05,544	1:05,820	
Lap 3	1:05,043	1:04,952	1:04,903	1:05,455	1:05,934	1:05,418	1:05,490	1:06,516	
Lap 4	1:04,520	1:05,113	1:04,640	1:04,542	1:05,494	1:06,141	1:04,112		
Lap 5	1:04,234	1:04,960	1:04,220	1:03,879	1:04,387	1:04,374	1:04,270		
Lap 6	1:03,283	1:05,151	1:03,844	1:03,309	1:04,332	1:03,954	1:04,531		
Lap 7	1:03,152	1:04,322	1:03,561	1:03,600	1:03,374	1:04,354	1:03,489		
Lap 8	1:02,689	1:05,142	1:03,070	1:03,859	1:03,887	1:03,463	1:03,288		
Lap 9	1:02,732	1:02,890	1:03,418	1:02,723	1:04,936	1:03,677	1:03,032		
Lap 10	1:03,226	1:02,965	1:02,864	1:02,763	1:03,003	1:02,950	1:02,562		
Lap 11	1:02,600	1:02,359	1:02,783	1:02,632	1:02,291	1:03,234			
Lap 12	1:02,180	1:01,709	1:02,143	1:02,270	1:02,078	1:02,767			
Lap 13	1:01,762	1:01,634	1:02,346	1:01,403	1:00,520	1:01,434			
Lap 14	1:01,549	1:01,141	1:01,720	1:03,270	1:01,140	1:01,829			
Lap 15	1:01,335	1:00,717	1:02,212	1:01,571	1:01,838	1:01,274			
Lap 16	1:01,237	0:59,722	1:00,638	1:00,870	1:00,726	1:01,831			
Lap 17	1:00,327	0:59,079	1:01,036	1:01,031	1:00,685	1:01,475			
Lap 18	1:00,416	0:58,835	1:00,739	1:00,417	1:01,266	1:02,071			
Lap 19	0:59,705	0:58,122	0:59,943	1:01,524	1:01,002	1:01,283			



DKM

DEUTSCHE KART-MEISTERSCHAFT





Round 1: 12 - 14 / 04 / 2019

SOUTH GARDA - LONATO (ITA)



DMSB RegNr 97-19

R 20 DKM (OK) Race 2

Fahrername	Friis Julie	Rosam Max	Träger Daniel	Pedersen Nicolai	O´dey Levi	Kramer Pablo	Kikkenborg Frederik	Hallén Fellenius Maja	Wiskirchen Moritz
Driver									
Lap 20	1:00,359	1:00,722	1:00,214	1:00,371	1:00,876	<u>1:00,461</u>			
Lap 21	<u>0:58,953</u>	1:00,152	1:00,824	<u>0:59,353</u>					



DMSB RegNr. 97-19

R 20 DKM (OK) Race 2

Ziel		Sektion 1		Sektion 2		Sektion 3	
Fahrername	Zeit	Fahrername	Zeit	Fahrername	Zeit	Fahrername	Zeit
1 36 Anderrüti,Leandro	0:55,838	13 Tauscher,Alexander	0:22,012	36 Anderrüti,Leandro	0:17,222	36 Anderrüti,Leandro	0:16,587
2 1 Thompson,Harry	0:56,670	36 Anderrüti,Leandro	0:22,029	84 Travisanutto,Lorenzo	0:17,362	1 Thompson,Harry	0:16,718
3 4 Haverkort,Kas	0:56,862	4 Haverkort,Kas	0:22,073	13 Tauscher,Alexander	0:17,582	77 Trammitz,Tim	0:16,737
4 84 Travisanutto,Lorenzo	0:56,915	99 Buus,Bastian	0:22,154	21 Van Vark,Lars	0:17,582	4 Haverkort,Kas	0:16,758
5 6 Hamtke,Nico	0:57,072	60 Pauwels,Kobe	0:22,166	1 Thompson,Harry	0:17,645	6 Hamtke,Nico	0:16,939
6 99 Buus,Bastian	0:57,124	15 Böninghausen,Colin Jamie	0:22,186	99 Buus,Bastian	0:17,647	34 Arnold,Felix	0:16,969
7 13 Tauscher,Alexander	0:57,175	34 Arnold,Felix	0:22,206	37 Degnbol,Noah	0:17,680	53 Sizov,Aleksey	0:17,025
8 17 Füngeling,Luke Brandon	0:57,243	17 Füngeling,Luke Brandon	0:22,206	15 Böninghausen,Colin Jamie	0:17,711	60 Pauwels,Kobe	0:17,029
9 21 Van Vark,Lars	0:57,325	6 Hamtke,Nico	0:22,278	4 Haverkort,Kas	0:17,725	84 Travisanutto,Lorenzo	0:17,053
10 8 Liwinski,David	0:57,405	21 Van Vark,Lars	0:22,291	2 Sasse,Hugo	0:17,737	20 Ögaard,Sebastian	0:17,064
11 30 Holzem,Juliano	0:57,415	1 Thompson,Harry	0:22,307	8 Liwinski,David	0:17,739	37 Degnbol,Noah	0:17,130
12 20 Ögaard,Sebastian	0:57,486	8 Liwinski,David	0:22,316	17 Füngeling,Luke Brandon	0:17,754	45 Kelstrup,Georg	0:17,146
13 37 Degnbol,Noah	0:57,583	18 Rosam,Max	0:22,374	6 Hamtke,Nico	0:17,817	21 Van Vark,Lars	0:17,182
14 15 Böninghausen,Colin Jamie	0:57,586	2 Sasse,Hugo	0:22,404	20 Ögaard,Sebastian	0:17,835	2 Sasse,Hugo	0:17,255
15 2 Sasse,Hugo	0:57,609	84 Travisanutto,Lorenzo	0:22,412	44 Pedersen,Nicolai	0:17,879	17 Füngeling,Luke Brandon	0:17,283
16 60 Pauwels,Kobe	0:57,664	20 Ögaard,Sebastian	0:22,412	60 Pauwels,Kobe	0:17,960	15 Böninghausen,Colin Jamie	0:17,292
17 77 Trammitz,Tim	0:57,716	27 Born,Miklas Basil	0:22,431	34 Arnold,Felix	0:17,995	8 Liwinski,David	0:17,309
18 34 Arnold,Felix	0:57,825	45 Kelstrup,Georg	0:22,504	48 Kramer,Pablo	0:18,106	99 Buus,Bastian	0:17,323
19 45 Kelstrup,Georg	0:57,919	37 Degnbol,Noah	0:22,539	28 O´dey,Levi	0:18,113	10 Ried,Jonas	0:17,386
20 53 Sizov,Aleksey	0:58,062	53 Sizov,Aleksey	0:22,541	14 Dörr,Ben	0:18,127	27 Born,Miklas Basil	0:17,390
21 18 Rosam,Max	0:58,122	10 Ried,Jonas	0:22,557	77 Trammitz,Tim	0:18,140	13 Tauscher,Alexander	0:17,398
22 10 Ried,Jonas	0:58,413	77 Trammitz,Tim	0:22,565	10 Ried,Jonas	0:18,145	18 Rosam,Max	0:17,523
23 11 Mesch,Joel	0:58,425	14 Dörr,Ben	0:22,577	45 Kelstrup,Georg	0:18,189	11 Mesch,Joel	0:17,526
24 27 Born,Miklas Basil	0:58,490	11 Mesch,Joel	0:22,685	11 Mesch,Joel	0:18,214	62 Träger,Daniel	0:17,768
25 14 Dörr,Ben	0:58,933	38 Friis,Julie	0:22,829	18 Rosam,Max	0:18,225	38 Friis,Julie	0:17,816
26 38 Friis,Julie	0:58,953	44 Pedersen,Nicolai	0:22,896	38 Friis,Julie	0:18,308	14 Dörr,Ben	0:18,079
27 44 Pedersen,Nicolai	0:59,353	28 O´dey,Levi	0:23,071	53 Sizov,Aleksey	0:18,339	28 O´dey,Levi	0:18,416
28 62 Träger,Daniel	0:59,943	62 Träger,Daniel	0:23,202	27 Born,Miklas Basil	0:18,347	48 Kramer,Pablo	0:18,508
29 48 Kramer,Pablo	1:00,461	48 Kramer,Pablo	0:23,277	62 Träger,Daniel	0:18,569	44 Pedersen,Nicolai	0:18,522
30 28 O´dey,Levi	1:00,520	46 Kikkenborg,Frederik	0:23,764	46 Kikkenborg,Frederik	0:19,195	46 Kikkenborg,Frederik	0:18,644
31 46 Kikkenborg,Frederik	1:02,562	19 Hallén Fellenius,Maja	0:25,052	19 Hallén Fellenius,Maja	0:20,883	19 Hallén Fellenius,Maja	0:19,605
32 19 Hallén Fellenius,Maja	1:05,820	30 Holzem,Juliano		30 Holzem,Juliano		30 Holzem,Juliano	
33 43 Wiskirchen,Moritz		43 Wiskirchen,Moritz		43 Wiskirchen,Moritz		43 Wiskirchen,Moritz	






DEUTSCHE KART-MEISTERSCHAFT

Round 1: 12 - 14 / 04 / 2019

SOUTH GARDA - LONATO (ITA)




DMSB RegNr 97-19

R 20 DKM (OK) Race 2

Die schnellsten Zeiten

Ort	Nr. Fahrername	Zeit	Streckenl.	Ø Speed
Ziel	36 Anderrüti,Leandro	0:55,838	1200 m	77,4 km/h
Sektion 1	13 Tauscher,Alexander	0:22,012	531 m	86,8 km/h
Sektion 2	36 Anderrüti,Leandro	0:17,222	390 m	81,5 km/h
Sektion 3	36 Anderrüti,Leandro	0:16,587	279 m	60,6 km/h

	Smr.4 Haverkort,Kas NLD		Smr.84 Travisanutto,Lorenzo ITA		Smr.36 Anderrüti,Leandro CHE		Smr.1 Thompson,Harry GBR		Smr.2 Sasse,Hugo DEU							
	theoretisch mögliche Bestzeit	Ziel	theoretisch mögliche Bestzeit	Ziel	theoretisch mögliche Bestzeit	Ziel	theoretisch mögliche Bestzeit	Ziel	theoretisch mögliche Bestzeit	Ziel						
best	0:56,862	0:22,073	0:17,725	0:16,758	0:56,862	0:22,029	0:17,222	0:16,587	0:56,670	0:22,307	0:17,645	0:16,718	0:57,609	0:22,404	0:17,737	0:17,255
Runde 1	1:04,572	0:25,090	0:20,373	0:19,109	1:02,832	0:24,428	0:19,721	0:18,683	1:00,034	0:23,335	0:18,690	0:18,598	1:00,623	0:23,335	0:18,690	0:18,598
Runde 2	1:02,644	0:23,099	0:19,619	0:19,026	1:02,678	0:24,047	0:19,825	0:18,806	1:00,578	0:23,200	0:18,332	0:18,249	1:00,578	0:23,200	0:18,332	0:18,249
Runde 3	1:02,941	0:24,730	0:19,642	0:18,569	1:02,662	0:24,162	0:19,788	0:18,712	1:00,597	0:23,151	0:18,218	0:18,290	1:00,597	0:23,151	0:18,218	0:18,290
Runde 4	1:02,239	0:23,926	0:19,689	0:18,624	1:02,114	0:23,892	0:19,528	0:18,694	1:00,597	0:23,004	0:17,838	0:18,295	1:00,597	0:23,004	0:17,838	0:18,295
Runde 5	1:02,012	0:23,981	0:19,616	0:18,415	1:02,006	0:23,907	0:19,394	0:18,705	1:00,597	0:23,060	0:18,257	0:18,156	1:00,597	0:23,060	0:18,257	0:18,156
Runde 6	1:01,962	0:23,889	0:19,462	0:18,611	1:01,780	0:23,839	0:19,336	0:18,605	1:00,597	0:23,060	0:18,257	0:18,156	1:00,597	0:23,060	0:18,257	0:18,156
Runde 7	1:01,846	0:23,897	0:19,160	0:18,789	1:01,621	0:23,838	0:19,196	0:18,587	1:00,597	0:23,060	0:18,257	0:18,156	1:00,597	0:23,060	0:18,257	0:18,156
Runde 8	1:01,640	0:23,673	0:19,248	0:18,719	1:01,338	0:23,705	0:18,998	0:18,635	1:00,597	0:23,060	0:18,257	0:18,156	1:00,597	0:23,060	0:18,257	0:18,156
Runde 9	1:01,694	0:23,883	0:19,045	0:18,766	1:01,155	0:23,597	0:18,896	0:18,662	1:00,597	0:23,060	0:18,257	0:18,156	1:00,597	0:23,060	0:18,257	0:18,156
Runde 10	1:00,945	0:23,444	0:19,117	0:18,384	1:00,652	0:23,499	0:18,551	0:18,602	1:00,597	0:23,060	0:18,257	0:18,156	1:00,597	0:23,060	0:18,257	0:18,156
Runde 11	1:00,557	0:23,405	0:19,133	0:18,019	1:00,623	0:23,335	0:18,690	0:18,598	1:00,597	0:23,060	0:18,257	0:18,156	1:00,597	0:23,060	0:18,257	0:18,156
Runde 12	1:00,244	0:23,278	0:19,023	0:17,943	0:59,781	0:23,200	0:18,332	0:18,249	1:00,597	0:23,060	0:18,257	0:18,156	1:00,597	0:23,060	0:18,257	0:18,156
Runde 13	0:59,538	0:22,857	0:18,948	0:17,733	0:59,659	0:23,151	0:18,218	0:18,290	1:00,597	0:23,060	0:18,257	0:18,156	1:00,597	0:23,060	0:18,257	0:18,156
Runde 14	0:58,879	0:22,700	0:18,579	0:17,600	0:59,137	0:23,004	0:17,838	0:18,295	1:00,597	0:23,060	0:18,257	0:18,156	1:00,597	0:23,060	0:18,257	0:18,156
Runde 15	0:57,892	0:22,523	0:18,289	0:17,080	0:59,473	0:23,060	0:18,257	0:18,156	1:00,597	0:23,060	0:18,257	0:18,156	1:00,597	0:23,060	0:18,257	0:18,156
Runde 16	0:57,471	0:22,384	0:18,036	0:17,051	0:58,742	0:22,754	0:18,023	0:17,965	1:00,597	0:23,060	0:18,257	0:18,156	1:00,597	0:23,060	0:18,257	0:18,156
Runde 17	0:57,350	0:22,528	0:17,836	0:16,986	0:58,366	0:22,801	0:17,640	0:17,925	1:00,597	0:23,060	0:18,257	0:18,156	1:00,597	0:23,060	0:18,257	0:18,156
Runde 18	0:57,188	0:22,705	0:17,725	0:16,758	0:58,288	0:23,241	0:17,690	0:17,357	1:00,597	0:23,060	0:18,257	0:18,156	1:00,597	0:23,060	0:18,257	0:18,156
Runde 19	0:57,835	0:22,378	0:17,992	0:17,465	0:57,893	0:22,730	0:17,484	0:17,679	1:00,597	0:23,060	0:18,257	0:18,156	1:00,597	0:23,060	0:18,257	0:18,156
Runde 20	0:56,984	0:22,268	0:17,774	0:16,942	0:56,915	0:22,500	0:17,362	0:17,053	1:00,597	0:23,060	0:18,257	0:18,156	1:00,597	0:23,060	0:18,257	0:18,156
Runde 21	0:56,862	0:22,073	0:17,856	0:16,933	0:57,069	0:22,412	0:17,378	0:17,279	1:00,597	0:23,060	0:18,257	0:18,156	1:00,597	0:23,060	0:18,257	0:18,156






DEUTSCHE KART-MEISTERSCHAFT

Round 1: 12 - 14 / 04 / 2019

SOUTH GARDA - LONATO (ITA)




DMSB RegNr 97-19

R 20 DKM (OK) Race 2

Die schnellsten Zeiten

Ort	Nr. Fahrername	Zeit	Streckenl.	ø Speed
Ziel	36 Anderütti,Leandro	0:55,838	1200 m	77,4 km/h
Sektion 1	13 Tauscher,Alexander	0:22,012	531 m	86,8 km/h
Sektion 2	36 Anderütti,Leandro	0:17,222	390 m	81,5 km/h
Sektion 3	36 Anderütti,Leandro	0:16,587	279 m	60,6 km/h

	Smr.8 Liwinski,David NLD BIREL ART RACING KSW			Smr.13 Tauscher,Alexander DEU Junior TEAM75			Smr.53 Sizov,Aleksey RUS TB Racing Team			Smr.34 Arnold,Felix DEU TB Racing Team			Smr.6 Hamtke,Nico DEU 3G Racing							
	theoretisch mögliche Bestzeit	Ziel	Sektion 3	theoretisch mögliche Bestzeit	Ziel	Sektion 3	theoretisch mögliche Bestzeit	Ziel	Sektion 3	theoretisch mögliche Bestzeit	Ziel	Sektion 3	theoretisch mögliche Bestzeit	Ziel	Sektion 3					
best	0:57,405	0:22,316	0:17,739	0:17,309	0:57,175	0:22,012	0:17,582	0:17,398	0:58,062	0:22,541	0:18,339	0:17,025	0:57,825	0:22,206	0:17,995	0:16,969	0:57,072	0:22,278	0:17,817	0:16,939
Runde 1	1:05,679	0:25,364	0:20,685	0:19,630	1:06,195	0:25,838	0:20,993	0:19,364	1:05,023	0:25,334	0:20,539	0:19,150	1:05,604	0:25,701	0:20,469	0:19,434	1:06,132	0:25,807	0:20,928	0:19,397
Runde 2	1:04,054	0:24,711	0:20,297	0:19,046	1:04,413	0:24,482	0:20,567	0:19,364	1:03,209	0:24,489	0:19,974	0:18,746	1:05,563	0:25,534	0:20,483	0:19,546	1:05,275	0:25,046	0:20,770	0:19,459
Runde 3	1:03,010	0:24,432	0:19,993	0:18,585	1:04,001	0:24,556	0:20,378	0:19,067	1:03,063	0:24,161	0:20,061	0:18,841	1:03,890	0:24,722	0:20,240	0:18,928	1:04,227	0:24,638	0:20,372	0:19,217
Runde 4	1:02,293	0:23,995	0:19,529	0:18,769	1:02,811	0:24,198	0:19,685	0:18,928	1:03,162	0:24,251	0:19,958	0:18,953	1:04,169	0:24,826	0:20,257	0:19,086	1:03,296	0:24,289	0:20,062	0:18,945
Runde 5	1:03,359	0:23,913	0:19,533	0:19,913	1:02,195	0:23,970	0:19,483	0:18,742	1:05,863	0:24,108	0:19,579	0:22,176	1:02,675	0:24,254	0:19,575	0:18,846	1:03,152	0:24,291	0:19,827	0:19,034
Runde 6	1:01,937	0:23,895	0:19,362	0:18,680	1:02,378	0:24,098	0:19,504	0:18,776	1:02,983	0:24,531	0:19,693	0:18,759	1:03,347	0:24,218	0:19,715	0:19,414	1:02,678	0:24,085	0:19,559	0:19,034
Runde 7	1:01,473	0:23,655	0:19,260	0:18,558	1:01,932	0:23,850	0:19,431	0:18,651	1:02,443	0:24,327	0:19,520	0:18,596	1:03,169	0:24,397	0:19,658	0:19,114	1:02,635	0:24,307	0:19,435	0:18,893
Runde 8	1:01,195	0:23,484	0:19,210	0:18,501	1:01,509	0:23,912	0:19,092	0:18,505	1:01,767	0:23,896	0:19,398	0:18,473	1:02,100	0:24,118	0:19,259	0:18,723	1:02,092	0:23,855	0:19,441	0:18,796
Runde 9	1:01,087	0:23,466	0:19,121	0:18,500	1:01,381	0:23,513	0:19,240	0:18,628	1:01,880	0:23,916	0:19,396	0:18,568	1:02,056	0:24,002	0:19,306	0:18,748	1:02,147	0:24,180	0:19,384	0:18,583
Runde 10	1:00,811	0:23,430	0:18,855	0:18,526	1:01,390	0:23,953	0:18,967	0:18,470	1:01,394	0:23,725	0:19,336	0:18,333	1:01,227	0:23,870	0:18,823	0:18,534	1:02,042	0:24,015	0:19,230	0:18,797
Runde 11	1:00,722	0:23,316	0:19,038	0:18,368	1:01,403	0:23,709	0:18,910	0:18,784	1:01,186	0:23,630	0:19,385	0:18,171	1:01,548	0:23,921	0:19,327	0:18,300	1:01,362	0:23,831	0:18,814	0:18,717
Runde 12	1:00,543	0:23,170	0:19,083	0:18,290	1:01,117	0:23,555	0:18,589	0:18,973	1:00,958	0:23,645	0:19,031	0:18,282	1:00,882	0:23,772	0:18,642	0:18,468	1:01,879	0:23,865	0:19,011	0:19,003
Runde 13	0:59,409	0:22,932	0:18,429	0:18,048	0:59,786	0:23,227	0:18,461	0:18,098	0:59,861	0:23,208	0:18,825	0:17,828	1:00,156	0:23,567	0:18,547	0:18,042	1:00,648	0:23,544	0:18,514	0:18,590
Runde 14	1:00,800	0:22,854	0:19,598	0:18,348	0:58,933	0:23,149	0:18,074	0:17,710	0:59,538	0:23,179	0:18,499	0:17,860	0:59,604	0:22,976	0:18,400	0:18,228	0:59,323	0:23,413	0:18,479	0:17,431
Runde 15	0:59,377	0:23,042	0:18,182	0:18,153	0:58,824	0:22,827	0:18,241	0:17,756	1:00,297	0:23,132	0:18,948	0:18,217	0:59,147	0:23,223	0:18,282	0:17,642	1:00,034	0:23,258	0:18,848	0:17,928
Runde 16	0:59,444	0:22,824	0:18,631	0:17,989	0:58,667	0:22,906	0:17,916	0:17,845	0:59,164	0:22,960	0:18,378	0:17,826	0:58,720	0:22,747	0:18,070	0:17,903	0:58,705	0:22,713	0:18,518	0:17,474
Runde 17	0:58,713	0:22,809	0:17,993	0:17,911	0:58,109	0:22,397	0:18,090	0:17,622	0:58,850	0:22,836	0:18,567	0:17,447	0:58,105	0:22,484	0:17,995	0:17,626	0:57,719	0:22,577	0:18,046	0:17,096
Runde 18	0:58,249	0:22,518	0:18,209	0:17,522	0:58,446	0:22,509	0:18,097	0:17,840	0:58,808	0:22,541	0:18,363	0:17,904	0:58,478	0:22,206	0:18,229	0:18,043	0:57,072	0:22,314	0:17,819	0:16,939
Runde 19	0:57,929	0:22,573	0:18,047	0:17,309	0:57,995	0:22,434	0:17,996	0:17,565	0:58,375	0:22,613	0:18,339	0:17,423	0:57,825	0:22,399	0:18,205	0:17,221	0:57,977	0:22,673	0:17,817	0:17,487
Runde 20	0:57,405	0:22,316	0:17,739	0:17,350	0:57,647	0:22,039	0:17,582	0:18,026	0:58,328	0:22,598	0:18,389	0:17,341	0:58,328	0:22,386	0:18,336	0:17,606	0:57,848	0:22,278	0:18,040	0:17,530
Runde 21	0:57,776	0:22,360	0:17,851	0:17,565	0:57,175	0:22,012	0:17,765	0:17,398	0:58,062	0:22,592	0:18,445	0:17,025	0:58,099	0:22,304	0:18,826	0:16,969	0:58,263	0:22,661	0:18,538	0:17,064






DEUTSCHE KART-MEISTERSCHAFT

Round 1: 12 - 14 / 04 / 2019

SOUTH GARDA - LONATO (ITA)




DMSB RegNr 97-19

R 20 DKM (OK) Race 2

Die schnellsten Zeiten

Ort	Nr. Fahrername	Zeit	Streckenl.	ø Speed
Ziel	36 Anderlini, Leandro	0:55,838	1200 m	77,4 km/h
Sektion 1	13 Tauscher, Alexander	0:22,012	531 m	86,8 km/h
Sektion 2	36 Anderlini, Leandro	0:17,222	390 m	81,5 km/h
Sektion 3	36 Anderlini, Leandro	0:16,587	279 m	60,6 km/h

	Smr.60 Pauwels,Kobe BEL			Smr.20 Ogaard,Sebastian DNK			Smr.21 Van Vark,Lars NLD			Smr.99 Buus,Bastian DNK			Smr.17 Füngeling,Luke Brandon DEU			
	CV Performance Group			Ward Racing			TB Racing Team			RS Competition			Valier Motorsport			
	theoretisch mögliche Bestzeit 0:57,155			theoretisch mögliche Bestzeit 0:57,311			theoretisch mögliche Bestzeit 0:57,055			theoretisch mögliche Bestzeit 0:57,124			theoretisch mögliche Bestzeit 0:57,243			
best	Ziel	Sektion 1	Sektion 2	Sektion 3	Ziel	Sektion 1	Sektion 2	Sektion 3	Ziel	Sektion 1	Sektion 2	Sektion 3	Ziel	Sektion 1	Sektion 2	Sektion 3
Runde 1	1:06,547	0:25,719	0:21,388	0:19,440	1:07,975	0:26,687	0:21,580	0:19,708	1:07,895	0:26,931	0:20,985	0:19,979	1:05,830	0:25,524	0:20,822	0:19,484
Runde 2	1:04,737	0:25,003	0:20,552	0:19,182	1:05,187	0:25,313	0:20,550	0:19,324	1:03,971	0:24,612	0:20,275	0:19,084	1:05,291	0:24,980	0:20,748	0:19,563
Runde 3	1:04,547	0:25,007	0:20,709	0:18,831	1:05,455	0:25,255	0:20,786	0:19,414	1:05,150	0:25,000	0:20,648	0:19,502	1:04,100	0:24,887	0:20,101	0:19,112
Runde 4	1:03,859	0:24,534	0:20,190	0:19,135	1:04,105	0:24,709	0:20,328	0:19,068	1:04,512	0:24,900	0:20,177	0:19,435	1:03,933	0:25,103	0:19,884	0:18,946
Runde 5	1:03,384	0:24,385	0:20,010	0:18,989	1:03,596	0:24,447	0:20,022	0:19,127	1:02,846	0:24,367	0:19,572	0:18,907	1:03,360	0:24,473	0:19,707	0:19,180
Runde 6	1:02,821	0:24,118	0:19,791	0:18,912	1:03,504	0:24,595	0:20,042	0:18,867	1:02,974	0:24,322	0:19,690	0:18,962	1:02,722	0:24,448	0:19,440	0:18,834
Runde 7	1:03,254	0:24,148	0:20,089	0:19,017	1:02,610	0:24,435	0:19,620	0:18,555	1:03,084	0:24,363	0:19,804	0:18,917	1:02,966	0:24,732	0:19,253	0:18,981
Runde 8	1:02,815	0:24,028	0:19,911	0:18,876	1:03,351	0:24,282	0:20,237	0:18,832	1:01,863	0:24,087	0:19,218	0:18,558	1:02,771	0:24,478	0:19,469	0:18,824
Runde 9	1:02,339	0:23,933	0:19,459	0:18,947	1:01,568	0:23,950	0:19,195	0:18,423	1:01,819	0:23,874	0:19,234	0:18,711	1:02,400	0:23,994	0:19,340	0:19,126
Runde 10	1:01,686	0:24,284	0:19,160	0:18,242	1:00,830	0:23,701	0:18,964	0:18,165	1:01,720	0:24,029	0:19,068	0:18,623	1:02,207	0:24,235	0:19,110	0:18,862
Runde 11	1:00,743	0:23,480	0:19,046	0:18,217	1:01,092	0:23,659	0:19,050	0:18,383	1:01,083	0:23,577	0:18,901	0:18,605	1:01,853	0:23,691	0:19,311	0:18,851
Runde 12	1:00,172	0:23,614	0:18,731	0:17,827	1:00,405	0:23,461	0:19,036	0:17,908	1:00,835	0:23,525	0:18,783	0:18,527	1:00,745	0:23,832	0:18,759	0:18,154
Runde 13	0:59,846	0:23,304	0:18,823	0:17,719	0:59,465	0:23,153	0:18,612	0:17,700	1:00,309	0:23,632	0:18,396	0:18,281	1:00,059	0:23,422	0:18,643	0:17,994
Runde 14	0:59,714	0:23,002	0:18,722	0:17,990	0:59,106	0:23,127	0:18,460	0:17,429	0:59,427	0:23,144	0:18,329	0:17,954	1:00,290	0:23,210	0:18,432	0:18,648
Runde 15	0:59,197	0:23,109	0:18,457	0:17,631	0:59,715	0:23,154	0:18,340	0:18,221	0:59,975	0:24,012	0:18,242	0:17,721	1:00,042	0:23,512	0:18,816	0:17,714
Runde 16	0:58,951	0:22,847	0:18,699	0:17,405	0:58,699	0:22,700	0:18,455	0:17,544	0:58,727	0:23,111	0:17,942	0:17,674	0:59,460	0:23,576	0:18,349	0:17,535
Runde 17	0:57,664	0:22,658	0:17,977	0:17,029	0:58,166	0:22,833	0:17,937	0:17,396	0:58,113	0:22,935	0:17,846	0:17,332	0:58,244	0:22,809	0:17,876	0:17,559
Runde 18	0:58,327	0:22,780	0:18,359	0:17,188	0:58,257	0:22,886	0:18,182	0:17,189	0:58,149	0:22,683	0:17,949	0:17,517	0:58,315	0:22,634	0:18,024	0:17,657
Runde 19	0:58,163	0:22,657	0:18,300	0:17,206	0:57,509	0:22,518	0:17,927	0:17,064	0:57,721	0:22,634	0:17,702	0:17,385	0:57,858	0:22,556	0:17,907	0:17,395
Runde 20	0:57,902	0:22,270	0:17,960	0:17,672	0:57,988	0:22,611	0:17,835	0:17,542	0:57,325	0:22,549	0:17,594	0:17,182	0:57,849	0:22,654	0:17,792	0:17,403
Runde 21	0:57,745	0:22,166	0:18,454	0:17,125	0:57,486	0:22,412	0:17,917	0:17,157	0:57,340	0:22,291	0:17,582	0:17,467	0:57,124	0:22,154	0:17,647	0:17,323





Round 1: 12 - 14 / 04 / 2019
SOUTH GARDA - LONATO (ITA)



DEUTSCHE KART-MEISTERSCHAFT

DMSB RegNr 97-19

R 20 DKM (OK) Race 2

Die schnellsten Zeiten

Ort	Nr. Fahrername	Zeit	Streckenl.	ø Speed
Ziel	36 Anderüti, Leandro	0:55,838	1200 m	77,4 km/h
Sektion 1	13 Tauscher, Alexander	0:22,012	531 m	86,8 km/h
Sektion 2	36 Anderüti, Leandro	0:17,222	390 m	81,5 km/h
Sektion 3	36 Anderüti, Leandro	0:16,587	279 m	60,6 km/h

	Snr.77 Trumitz, Tim DEU Kartshop Ampfing			Snr.14 Dörr, Ben DEU TB Racing Team			Snr.11 Mesch, Joel DEU TB Racing Team			Snr.27 Born, Miklas Basil CHE Innovate Competition			Snr.45 Keistrup, Georg SWE TK Racing					
	theoretisch mögliche Bestzeit	Ziel	best	theoretisch mögliche Bestzeit	Ziel	best	theoretisch mögliche Bestzeit	Ziel	best	theoretisch mögliche Bestzeit	Ziel	best	theoretisch mögliche Bestzeit	Ziel	best			
Runde 1	0:57,716	0:22,565	0:18,140	0:18,140	0:16,737	0:16,737	0:58,425	0:22,685	0:18,214	0:17,526	0:58,490	0:22,431	0:18,347	0:17,390	0:57,919	0:22,504	0:18,189	0:17,146
Runde 2	1:08,309	0:26,837	0:21,555	0:19,917	0:19,917	0:19,917	1:07,671	0:26,370	0:21,197	0:20,104	1:08,440	0:27,165	0:21,588	0:19,687	1:07,318	0:26,416	0:21,407	0:19,495
Runde 3	1:05,187	0:25,144	0:20,571	0:19,472	0:19,472	0:19,472	1:05,586	0:25,366	0:20,728	0:19,492	1:05,533	0:25,254	0:20,511	0:19,768	1:04,872	0:24,955	0:20,606	0:19,311
Runde 4	1:05,040	0:24,788	0:20,641	0:19,611	0:19,611	0:19,611	1:04,906	0:25,038	0:20,495	0:19,373	1:05,192	0:25,087	0:20,607	0:19,498	1:05,414	0:25,138	0:20,697	0:19,579
Runde 5	1:04,185	0:24,750	0:20,312	0:19,123	0:19,123	0:19,123	1:04,574	0:24,838	0:20,287	0:19,449	1:04,138	0:24,824	0:20,211	0:19,103	1:04,788	0:25,092	0:20,392	0:19,304
Runde 6	1:04,002	0:24,535	0:20,250	0:19,217	0:19,217	0:19,217	1:03,795	0:24,544	0:20,117	0:19,134	1:03,807	0:24,423	0:19,941	0:19,443	1:03,803	0:24,581	0:20,116	0:19,106
Runde 7	1:03,422	0:24,288	0:20,002	0:19,132	0:19,132	0:19,132	1:04,132	0:24,857	0:20,025	0:19,250	1:03,401	0:24,503	0:19,664	0:19,234	1:03,579	0:24,359	0:19,961	0:19,259
Runde 8	1:02,922	0:24,211	0:19,784	0:18,927	0:18,927	0:18,927	1:03,059	0:24,474	0:19,730	0:18,855	1:03,243	0:24,382	0:19,814	0:19,047	1:04,237	0:24,554	0:20,680	0:19,003
Runde 9	1:02,708	0:24,088	0:19,753	0:18,867	0:18,867	0:18,867	1:02,881	0:24,286	0:19,669	0:18,926	1:02,480	0:24,166	0:19,630	0:18,684	1:03,006	0:24,233	0:19,486	0:19,287
Runde 10	1:02,145	0:24,071	0:19,409	0:18,665	0:18,665	0:18,665	1:03,319	0:24,606	0:19,638	0:19,075	1:02,459	0:24,368	0:19,267	0:18,824	1:03,560	0:24,268	0:19,832	0:19,460
Runde 11	1:01,935	0:23,919	0:19,368	0:18,648	0:18,648	0:18,648	1:01,968	0:24,192	0:19,388	0:18,388	1:02,063	0:23,991	0:19,188	0:18,884	1:02,319	0:24,129	0:19,553	0:18,637
Runde 12	1:01,202	0:23,652	0:19,647	0:17,903	0:17,903	0:17,903	1:01,607	0:23,932	0:19,695	0:17,980	1:01,585	0:23,605	0:19,759	0:18,221	1:01,870	0:23,925	0:19,607	0:18,338
Runde 13	1:00,593	0:23,473	0:19,106	0:18,014	0:18,014	0:18,014	1:00,737	0:23,637	0:19,071	0:18,029	1:01,326	0:23,968	0:19,039	0:18,319	1:02,627	0:24,307	0:19,262	0:19,058
Runde 14	1:01,240	0:23,191	0:19,100	0:18,949	0:18,949	0:18,949	1:00,373	0:23,340	0:19,045	0:17,988	1:01,538	0:23,792	0:18,970	0:18,776	1:00,159	0:23,362	0:18,884	0:17,913
Runde 15	0:59,828	0:23,276	0:18,562	0:17,990	0:17,990	0:17,990	0:59,903	0:23,359	0:18,690	0:17,854	1:00,267	0:23,283	0:18,655	0:18,329	1:01,097	0:23,569	0:19,148	0:18,380
Runde 16	0:59,119	0:23,118	0:18,400	0:17,601	0:17,601	0:17,601	0:59,723	0:23,391	0:18,352	0:17,980	0:59,800	0:23,335	0:18,552	0:17,913	0:59,882	0:22,958	0:18,584	0:18,340
Runde 17	0:59,595	0:23,212	0:18,540	0:17,843	0:17,843	0:17,843	1:00,410	0:23,253	0:18,683	0:18,349	1:00,145	0:23,184	0:18,800	0:18,161	0:59,820	0:22,999	0:18,912	0:18,034
Runde 18	0:59,325	0:22,773	0:18,264	0:18,288	0:18,288	0:18,288	0:59,275	0:23,301	0:18,343	0:17,631	1:00,251	0:23,546	0:18,591	0:18,114	0:59,770	0:22,916	0:19,130	0:17,724
Runde 19	0:58,324	0:22,804	0:18,273	0:17,247	0:17,247	0:17,247	0:59,936	0:23,244	0:18,969	0:17,723	0:59,222	0:23,311	0:18,442	0:17,469	0:58,891	0:22,747	0:18,554	0:17,590
Runde 20	0:58,083	0:22,601	0:18,156	0:17,326	0:17,326	0:17,326	0:59,597	0:23,007	0:18,878	0:17,675	0:59,021	0:23,228	0:18,403	0:17,390	0:58,564	0:22,504	0:18,399	0:17,661
Runde 21	0:57,882	0:22,565	0:18,193	0:17,124	0:17,124	0:17,124	0:58,909	0:22,861	0:18,427	0:17,621	0:58,490	0:22,553	0:18,347	0:17,590	0:58,455	0:22,563	0:18,250	0:17,642
Runde 22	0:57,716	0:22,839	0:18,140	0:16,737	0:16,737	0:16,737	0:58,425	0:22,685	0:18,214	0:17,526	0:58,446	0:22,431	0:18,446	0:17,789	0:57,919	0:22,584	0:18,189	0:17,146






DEUTSCHE KART-MEISTERSCHAFT

Round 1: 12 - 14 / 04 / 2019

SOUTH GARDA - LONATO (ITA)



DMSB RegNr 97-19

R 20 DKM (OK) Race 2

Die schnellsten Zeiten

Ort	Nr. Fahrername	Zeit	Streckenl.	ø Speed
Ziel	36 Anderütti, Leandro	0:55,838	1200 m	77,4 km/h
Sektion 1	13 Tauscher, Alexander	0:22,012	531 m	86,8 km/h
Sektion 2	36 Anderütti, Leandro	0:17,222	390 m	81,5 km/h
Sektion 3	36 Anderütti, Leandro	0:16,587	279 m	60,6 km/h

	Smr.10 Ried,Jonas DEU Solgat Motorsport		Smr.37 Degnbol,Noah DNK RS Competition		Smr.15 Bönighausen,Colin Jamie DEU TB Racing Team		Smr.30 Holzem,Juliano DEU Lanari Racing Team		Smr.38 Friis,Julie DNK TK Racing			
	theoretisch mögliche Bestzeit	Ziel	theoretisch mögliche Bestzeit	Ziel	theoretisch mögliche Bestzeit	Ziel	theoretisch mögliche Bestzeit	Ziel	theoretisch mögliche Bestzeit	Ziel		
best	0:58,413	0:22,557	0:18,145	0:17,386	0:57,583	0:22,539	0:17,680	0:17,130	0:57,586	0:22,829	0:18,308	0:17,816
Runde 1	1:07,990	0:26,400	0:21,383	0:20,207	1:08,986	0:26,842	0:21,938	0:20,206	1:07,087	0:26,208	0:21,215	0:19,664
Runde 2	1:05,501	0:24,997	0:21,207	0:19,297	1:06,121	0:25,547	0:21,013	0:19,561	1:05,206	0:25,340	0:20,483	0:19,383
Runde 3	1:04,968	0:25,021	0:20,489	0:19,458	1:05,004	0:24,975	0:20,487	0:19,542	1:05,043	0:24,814	0:20,786	0:19,443
Runde 4	1:04,445	0:24,732	0:20,411	0:19,302	1:04,689	0:25,250	0:20,284	0:19,155	1:04,520	0:25,180	0:20,160	0:19,180
Runde 5	1:04,906	0:24,546	0:20,458	0:19,902	1:04,096	0:24,932	0:20,067	0:19,097	1:04,234	0:25,152	0:19,954	0:19,128
Runde 6	1:04,117	0:24,656	0:20,229	0:19,232	1:04,129	0:24,787	0:20,152	0:19,190	1:03,283	0:24,561	0:19,848	0:18,874
Runde 7	1:03,425	0:24,386	0:19,889	0:19,150	1:03,789	0:24,552	0:19,930	0:19,307	1:03,152	0:24,244	0:19,829	0:19,079
Runde 8	1:02,723	0:24,156	0:19,533	0:19,034	1:04,236	0:24,935	0:20,158	0:19,143	1:02,689	0:24,313	0:19,520	0:18,856
Runde 9	1:03,112	0:24,220	0:19,781	0:19,111	1:03,669	0:24,261	0:19,700	0:19,708	1:02,732	0:24,161	0:19,570	0:19,001
Runde 10	1:02,308	0:24,183	0:19,359	0:18,766	1:02,470	0:24,327	0:19,344	0:18,799	1:03,226	0:24,439	0:19,356	0:19,431
Runde 11	1:01,889	0:23,747	0:19,672	0:18,470	1:01,892	0:23,888	0:18,896	0:19,108	1:02,600	0:23,999	0:19,708	0:18,893
Runde 12	1:02,011	0:24,137	0:19,244	0:18,630	1:01,346	0:23,973	0:18,753	0:18,620	1:02,180	0:24,220	0:19,258	0:18,702
Runde 13	1:00,980	0:23,378	0:19,249	0:18,353	1:00,753	0:23,697	0:18,515	0:18,541	1:01,762	0:24,160	0:19,286	0:18,316
Runde 14	1:00,953	0:23,380	0:18,948	0:18,625	1:01,305	0:23,531	0:19,310	0:18,464	1:01,549	0:23,505	0:18,960	0:19,084
Runde 15	0:59,973	0:23,171	0:18,835	0:17,917	0:59,754	0:23,043	0:18,464	0:18,247	1:01,335	0:24,047	0:18,799	0:18,489
Runde 16	1:00,388	0:23,469	0:18,782	0:18,137	0:59,788	0:23,226	0:18,263	0:18,299	1:01,237	0:23,756	0:19,032	0:18,449
Runde 17	0:59,037	0:22,717	0:18,248	0:18,072	0:59,124	0:23,120	0:18,172	0:17,832	1:00,327	0:23,003	0:18,794	0:18,530
Runde 18	0:59,489	0:23,366	0:18,501	0:17,622	0:58,610	0:23,195	0:17,945	0:17,470	1:00,416	0:23,600	0:18,666	0:18,150
Runde 19	0:58,413	0:22,882	0:18,145	0:17,386	0:58,222	0:22,582	0:18,424	0:17,216	0:59,705	0:22,874	0:18,482	0:18,349
Runde 20	0:58,518	0:22,781	0:18,235	0:17,502	0:57,583	0:22,678	0:17,775	0:17,130	1:00,359	0:22,850	0:19,426	0:18,083
Runde 21	0:58,510	0:22,557	0:18,179	0:17,774	0:58,308	0:22,539	0:17,680	0:18,089	0:58,953	0:22,829	0:18,308	0:17,816






DEUTSCHE KART-MEISTERSCHAFT

Round 1: 12 - 14 / 04 / 2019

SOUTH GARDA - LONATO (ITA)




DMSB

DMSB RegNr 97-19

R 20 DKM (OK) Race 2

Die schnellsten Zeiten

Ort	Nr. Fahrername	Zeit	Streckenl.	Ø Speed
Ziel	36 Anderlini,Leandro	0:55,838	1200 m	77,4 km/h
Sektion 1	13 Tauscher,Alexander	0:22,012	531 m	86,8 km/h
Sektion 2	36 Anderlini,Leandro	0:17,222	390 m	81,5 km/h
Sektion 3	36 Anderlini,Leandro	0:16,587	279 m	60,6 km/h

	Snr.18 Rosam,Max DEU TR Motorsport		Snr.62 Träger,Daniel DNK Speedsupply		Snr.44 Pedersen,Nicolai DNK KSB Racing Team		Snr.28 O'dey,Levi DEU RS Schumacher Racing Team		Snr.48 Kromer,Pablo DEU RL-Competition.com							
	theoretisch mögliche Bestzeit	Ziel	theoretisch mögliche Bestzeit	Ziel	theoretisch mögliche Bestzeit	Ziel	theoretisch mögliche Bestzeit	Ziel	theoretisch mögliche Bestzeit	Ziel						
best	0:58,122	0:22,374	0:18,225	0:17,523	0:59,943	0:23,202	0:18,569	0:17,768	0:59,353	0:22,896	0:17,879	0:18,522	1:00,461	0:23,277	0:18,106	0:18,508
Runde 1	1:08,093	0:26,479	0:21,192	0:20,422	1:08,056	0:26,732	0:21,084	0:20,240	1:08,712	0:26,978	0:21,818	0:19,916	1:10,063	0:26,825	0:22,591	0:20,647
Runde 2	1:05,489	0:25,470	0:20,435	0:19,584	1:05,867	0:25,626	0:20,631	0:19,610	1:05,786	0:25,407	0:20,815	0:19,564	1:06,635	0:25,586	0:21,308	0:19,741
Runde 3	1:04,952	0:24,872	0:20,453	0:19,627	1:04,903	0:25,060	0:20,237	0:19,606	1:05,455	0:24,989	0:20,591	0:19,875	1:05,418	0:25,255	0:20,718	0:19,445
Runde 4	1:05,113	0:24,971	0:20,534	0:19,608	1:04,640	0:25,093	0:20,224	0:19,323	1:04,542	0:24,805	0:20,207	0:19,530	1:06,141	0:25,272	0:21,682	0:19,187
Runde 5	1:04,960	0:24,883	0:20,540	0:19,537	1:04,220	0:24,977	0:19,866	0:19,377	1:03,879	0:24,624	0:20,025	0:19,230	1:04,374	0:24,817	0:20,181	0:19,376
Runde 6	1:05,151	0:24,520	0:19,766	0:20,865	1:03,844	0:24,582	0:19,899	0:19,363	1:03,309	0:24,461	0:19,610	0:19,238	1:03,954	0:24,615	0:19,897	0:19,442
Runde 7	1:04,322	0:25,122	0:19,865	0:19,335	1:03,561	0:24,637	0:19,655	0:19,269	1:03,600	0:24,451	0:19,810	0:19,339	1:04,354	0:24,738	0:20,167	0:19,449
Runde 8	1:05,142	0:24,224	0:21,435	0:19,483	1:03,070	0:24,339	0:19,534	0:19,197	1:03,859	0:24,510	0:19,775	0:19,574	1:03,463	0:24,289	0:19,864	0:19,310
Runde 9	1:02,890	0:24,275	0:19,586	0:19,029	1:03,418	0:24,586	0:19,531	0:19,301	1:02,723	0:24,235	0:19,512	0:18,976	1:03,677	0:24,486	0:19,901	0:19,290
Runde 10	1:02,965	0:23,836	0:19,731	0:19,398	1:02,864	0:24,348	0:19,527	0:18,989	1:02,763	0:24,228	0:19,272	0:19,263	1:02,950	0:24,309	0:19,747	0:18,894
Runde 11	1:02,359	0:24,114	0:19,596	0:18,649	1:02,783	0:24,159	0:19,489	0:19,135	1:02,632	0:24,026	0:19,334	0:19,272	1:02,291	0:24,383	0:19,413	0:18,495
Runde 12	1:01,709	0:23,915	0:19,413	0:18,381	1:02,143	0:23,854	0:19,480	0:18,809	1:02,270	0:23,964	0:19,157	0:19,149	1:02,078	0:24,125	0:19,266	0:18,687
Runde 13	1:01,634	0:23,835	0:19,486	0:18,313	1:02,346	0:23,761	0:19,363	0:19,222	1:01,403	0:23,450	0:19,169	0:18,784	1:00,520	0:23,447	0:18,380	0:18,693
Runde 14	1:01,141	0:23,536	0:18,947	0:18,658	1:01,720	0:23,610	0:19,223	0:18,887	1:03,270	0:24,202	0:19,379	0:19,689	1:01,140	0:23,457	0:18,822	0:18,861
Runde 15	1:00,717	0:22,853	0:19,217	0:18,647	1:02,212	0:24,380	0:18,970	0:18,862	1:01,571	0:23,568	0:18,963	0:19,040	1:01,838	0:24,361	0:19,009	0:18,468
Runde 16	0:59,722	0:22,619	0:18,589	0:18,514	1:00,638	0:23,372	0:18,872	0:18,394	1:00,870	0:23,211	0:18,861	0:18,798	1:00,726	0:23,462	0:18,197	0:19,067
Runde 17	0:59,079	0:22,848	0:18,417	0:17,814	1:01,036	0:23,803	0:19,129	0:18,104	1:01,031	0:23,712	0:18,684	0:18,635	1:00,685	0:23,370	0:18,254	0:19,061
Runde 18	0:58,835	0:22,558	0:18,561	0:17,716	1:00,739	0:23,202	0:18,671	0:18,866	1:00,417	0:23,466	0:18,249	0:18,702	1:01,266	0:23,237	0:19,374	0:18,655
Runde 19	0:58,122	0:22,374	0:18,225	0:17,523	0:59,943	0:23,253	0:18,922	0:17,768	1:01,524	0:22,896	0:19,013	0:19,615	1:01,002	0:23,071	0:18,162	0:19,769
Runde 20	1:00,722	0:23,290	0:19,370	0:18,062	1:00,214	0:23,285	0:18,623	0:18,306	1:00,371	0:22,953	0:18,451	0:18,967	1:00,876	0:24,347	0:18,113	0:18,416
Runde 21	1:00,152	0:23,090	0:19,153	0:17,909	1:00,824	0:23,361	0:18,569	0:18,894	0:59,353	0:22,952	0:17,879	0:18,522	1:00,461	0:23,847	0:18,106	0:18,508






DEUTSCHE KART-MEISTERSCHAFT

Round 1: 12 - 14 / 04 / 2019

SOUTH GARDA - LONATO (ITA)

DMSB

DMSB RegNr 97-19

R 20 DKM (OK) Race 2

Die schnellsten Zeiten

Ort	Nr. Fahrername	Zeit	Streckenl.	Ø Speed
Ziel	36 Anderüti, Leandro	0:55,838	1200 m	77,4 km/h
Sektion 1	13 Tauscher, Alexander	0:22,012	531 m	86,8 km/h
Sektion 2	36 Anderüti, Leandro	0:17,222	390 m	81,5 km/h
Sektion 3	36 Anderüti, Leandro	0:16,587	279 m	60,6 km/h

	Stmr.46 Kikkenborg, Frederik DNK KSB Racing Team theoretisch mögliche Bestzeit 1:01,603 Ziel Sektion 1 Sektion 2 Sektion 3	Stmr.19 Hallén Fellenius, Maja SWE Ward Racing theoretisch mögliche Bestzeit 1:05,540 Ziel Sektion 1 Sektion 2 Sektion 3	Stmr.43 Wiskirchen, Moritz DEU TB Racing Team theoretisch mögliche Bestzeit 0:00,000 Ziel Sektion 1 Sektion 2 Sektion 3	
best	1:02,562 0:23,764 0:19,195 0:18,644	1:05,820 0:25,052 0:20,883 0:19,605		
Runde 1	1:09,395 0:26,872 0:22,189 0:20,334	1:08,849 0:27,136 0:21,743 0:19,970		
Runde 2	1:05,544 0:25,378 0:20,736 0:19,430	1:05,820 0:25,150 0:21,065 0:19,605		
Runde 3	1:05,490 0:25,046 0:20,830 0:19,614	1:06,516 0:25,675 0:20,883 0:19,958		
Runde 4	1:04,112 0:24,587 0:20,165 0:19,360	0:25,052		
Runde 5	1:04,270 0:24,781 0:20,144 0:19,345			
Runde 6	1:04,531 0:24,433 0:20,085 0:20,013			
Runde 7	1:03,489 0:24,607 0:19,614 0:19,268			
Runde 8	1:03,288 0:24,169 0:19,861 0:19,258			
Runde 9	1:03,082 0:24,174 0:19,586 0:19,272			
Runde 10	1:02,562 0:24,437 0:19,481 0:18,644			
Runde 11	0:23,764 0:19,195			

R 16 DKM (OK) Race 1

Strecke / track: 1200m

started: 33 classified: 33 not classified: 0 not started: 1

fastest Lap Felix ARNOLD at: 0:47,105

Pos	Str. Nr.	Fahrer Driver	Nation	Bewerber/Sponsor	Nation	Lizenz R-Lizenz	Chassis/Motor/Reifen	Penalty	Runden Laps	Gesamtzeit Differenz	Abstand Gap	beste Runde best Lap	in R. in L.	o Geschw. o Speed
1	84	TRAVISANUTTO, Lorenzo	ITA	CV Performance Group	DEU	297878 1141781	KR / IAME / Vego		21	16:54,267		0:47,260	12	89,4 km/h 91,4 km/h
2	4	HAVERKORT, Kas	NLD	CRG Keijzer racing	NLD	36154 28613	CRG / TM / Vego		21	16:55,648 0:01,381	0:01,381	0:47,174	12	89,3 km/h 91,6 km/h
3	2	SASSE, Hugo	DEU	TB Racing Team	DEU	TKC1147248 KBF1116906	Kart Republic / IAME / Vego		21	16:57,485 0:03,218	0:01,837	0:47,279	11	89,2 km/h 91,4 km/h
4	14	DÖRR, Ben	DEU	TB Racing Team	DEU	TKCR1162845 KBF1116906	KR / IAME / Vego		21	16:59,266 0:04,999	0:01,781	0:47,226	12	89 km/h 91,5 km/h
5	1	THOMPSON, Harry	GBR	Ricky Flynn Motorsport	GBR	265302 162392	FA Kart / Vortex / Vego		21	16:59,523 0:05,256	0:00,257	0:47,411	13	89 km/h 91,1 km/h
6	53	SIZOV, Aleksey	RUS	TB Racing Team	DEU	19519 KBF 1116906	KR / IAME / Vego		21	16:59,742 0:05,475	0:00,219	0:47,448	11	89 km/h 91 km/h
7	34	ARNOLD, Felix	DEU	TB Racing Team	DEU	TKA1138542 KBF1116906	KR / IAME / Vego		21	16:59,846 0:05,579	0:00,104	0:47,105	11	89 km/h 91,7 km/h
8	8	LIWINSKI, David	NLD	BIREL ART RACING KSW	AUT	35786 BK102	Birel Art / IAME / Vego		21	17:01,703 0:07,436	0:01,857	0:47,147	11	88,8 km/h 91,6 km/h
9	20	ÖGAARD, Sebastian	DNK	Ward Racing	SWE	55995 102	Tony Kart / Vortex / Vego		21	17:02,249 0:07,982	0:00,546	0:47,261	13	88,7 km/h 91,4 km/h
10	13	TAUSCHER, Alexander	DEU	Junior TEAM75	DEU	TKC1162751 KBF1154079	Kart Republic / IAME / Vego		21	17:03,940 0:09,673	0:01,691	0:47,520	10	88,6 km/h 90,9 km/h
11	6	HANTKE, Nico	DEU	3G Racing	DEU	TKC 1145936 KBF 1164077	Tony Kart / IAME / Vego		21	17:04,605 0:10,338	0:00,665	0:47,401	10	88,5 km/h 91,1 km/h
12	60	PAUWELS, Kobe	BEL	CV Performance Group	DEU	910066 KBF1141781	KR / IAME / Vego		21	17:04,743 0:10,476	0:00,138	0:47,342	10	88,5 km/h 91,3 km/h
13	99	BUUS, Bastian	DNK	RS Competition	DNK	59991 36053	Tony Kart / Vortex / Vego		21	17:05,221 0:10,954	0:00,478	0:47,462	12	88,5 km/h 91 km/h
14	36	ANDERRÜTI, Leandro	CHE	Lanari Racing Team	DEU	500212 KBF1159049	Kart Republic / IAME / Vego		21	17:05,939 0:11,672	0:00,718	0:47,678	13	88,4 km/h 90,6 km/h
15	17	FÜNGELING, Luke Brandon	DEU	Valier Motorsport	DEU	TKC1136804 KBF1063735	SODI / IAME / Vego	5 sec.	21	17:06,136 0:11,869	0:00,197	0:47,342	14	88,4 km/h 91,3 km/h
16	10	RIED, Jonas	DEU	Solgar Motorsport	DEU	TKC1167350 KBF1079882	Birel Art / TM / Vego		21	17:06,484 0:12,217	0:00,348	0:47,723	13	88,4 km/h 90,5 km/h
17	15	BÖNIGHAUSEN, Colin Jamie	DEU	TB Racing Team	DEU	TKCR1179397 KBF1116906	KR / IAME / Vego		21	17:06,772 0:12,505	0:00,288	0:47,493	10	88,4 km/h 91 km/h
18	62	TRÄGER, Daniel	DNK	Speedsupply	DNK	52507 61513	Hoase / IAME / Vego		21	17:09,302 0:15,035	0:02,530	0:47,416	11	88,1 km/h 91,1 km/h
19	38	FRIIS, Julie	DNK	TK Racing	DNK	41614 52208	FA Kart / TM / Vego	5 sec.	21	17:11,322 0:17,055	0:02,020	0:47,462	12	88 km/h 91 km/h
20	21	VAN VARK, Lars	NLD	TB Racing Team	DEU	36980 KBF1116906	KR / IAME / Vego		21	17:12,147 0:17,880	0:00,825	0:47,937	11	87,9 km/h 90,1 km/h
21	45	KELSTRUP, Georg	SWE	TK Racing	DNK	20040702050 52208	FA Kart / TM / Vego		21	17:14,055 0:19,788	0:01,908	0:47,696	12	87,7 km/h 90,6 km/h
22	11	MESCH, Joel	DEU	TB Racing Team	DEU	TKC1179312 KBF1116906	KR / IAME / Vego		21	17:14,801 0:20,534	0:00,746	0:47,586	13	87,7 km/h 90,8 km/h
23	43	WISKIRCHEN, Moritz	DEU	TB Racing Team	DEU	TKC1173998 KBF1116906	KR / IAME / Vego		21	17:16,334 0:22,067	0:01,533	0:47,857	12	87,5 km/h 90,3 km/h
24	77	TRAMNITZ, Tim	DEU	Kartshop Ampfing	DEU	TKCR1161254 KBF1108764	Tony Kart / TM / Vego		21	17:19,092 0:24,825	0:02,758	0:48,077	10	87,3 km/h 89,9 km/h
25	30	HOLZEM, Juliano	DEU	Lanari Racing Team	DEU	TKC1195324 KBF1159049	Kart Republic / Parilla / Vego	5 sec.	21	17:23,915 0:29,648	0:04,823	0:47,891	9	86,9 km/h 90,2 km/h
26	44	PEDERSEN, Nicolai	DNK	KSB Racing Team	AUT	65102 BK002	Kosmic / Vortex / Vego		21	17:31,275 0:37,008	0:07,360	0:48,132	14	86,3 km/h 89,8 km/h
27	27	BORN, Miklas Basil	CHE	Innovate Competition	CHE	505145 500033	Exprit / Vortex / Vego	5 sec.	18	14:55,904 3 R	3 R	0:48,037	9	86,8 km/h 89,9 km/h
28	18	ROSAM, Max	DEU	TR Motorsport	DEU	TKC1162238 KBF1080519	Jesolo / TM / Vego		10	8:36,025 11 R	8 R	0:48,616	8	83,7 km/h 88,9 km/h
29	37	DEGNBOL, Noah	DNK	RS Competition	DNK	65659 36053	Tony Kart / Vortex / Vego		9	7:27,364 12 R	1 R	0:47,980	9	86,9 km/h 90 km/h
30	28	O'DEY, Levi	DEU	RS Schumacher Racing Team	DEU	TKC1164486 KBF1067587	Praga / IAME / Vego		9	7:27,615 12 R	0:00,251	0:47,589	9	86,9 km/h 90,8 km/h
31	48	KRAMER, Pablo	DEU	RL-Competition.com	DEU	TKC1151450 KBF1132168	CRG / TM / Vego		8	6:46,313 13 R	1 R	0:48,494	8	85,1 km/h 89,1 km/h
32	46	KIKKENBORG, Frederik	DNK	KSB Racing Team	AUT	37460 00436642262490	Kosmic / Vortex / Vego		6	5:05,376 15 R	2 R	0:48,485	5	84,9 km/h 89,1 km/h
33	19	HALLÉN FELLENIUS, Maja	SWE	Ward Racing	SWE	200207281643 102	Tony Kart / Vortex / Vego		0	0:03,996 21 R	6 R			
the following drivers did not start.														
DNS	66	PRIMM, Simon Connor	DEU	Kartshop Ampfing	DEU	TKCR171081 KBF1108764	Tony Kart / TM / Vego		DNS					

StNr. 30,38 5 sec penalty Frontfaring

StNr. 17 5 sec penalty causing a collision

StNr. 27 5 sec penalty overtaking under yellow

Rennleitung: Pasquale Lupoli Racedirektor: Horst Seidel

Sportkommissare: Nikolas Spaderna / Ulrich Bell / Paola Acerbi

Techn. Kommissare: Hans-Jürgen Dangers / M. Grasshoff / C. Schmidt

Zeitnahme: KART-DATA timing service Franz Schieszler

Zeitnahme / timekeeping

control
Franz Schieszler

freigegeben: 11:49:41



R 16 DKM (OK) Race 1

Fahrername Driver	Travisanutto Lorenzo	Haverkort Kas	Sasse Hugo	Dörr Ben	Thompson Harry	Sizov Aleksey	Arnold Felix	Füngeling Luke Brandon	Liwinski David	Ögaard Sebastian	Tauscher Alexander	Hantke Nico
schnellste Runde in Runde	0:47,260 Rn. 12	0:47,174 Rn. 12	0:47,279 Rn. 11	0:47,226 Rn. 12	0:47,411 Rn. 13	0:47,448 Rn. 11	0:47,105 Rn. 11	0:47,342 Rn. 14	0:47,147 Rn. 11	0:47,261 Rn. 13	0:47,520 Rn. 10	0:47,401 Rn. 10
Speed	91,4 km/h	91,6 km/h	91,4 km/h	91,5 km/h	91,1 km/h	91,0 km/h	91,7 km/h	91,3 km/h	91,6 km/h	91,4 km/h	90,9 km/h	91,1 km/h
Lap 1	0:50,157	0:50,519	0:50,489	0:50,606	0:50,046	0:50,820	0:52,719	0:53,761	0:51,685	0:52,281	0:52,889	0:50,794
Lap 2	0:48,982	0:49,064	0:50,206	0:49,184	0:49,260	0:49,264	0:49,712	0:49,517	0:49,713	0:49,998	0:51,187	0:49,697
Lap 3	0:48,678	0:48,683	0:49,207	0:48,809	0:48,643	0:48,484	0:48,915	0:48,619	0:48,845	0:49,072	0:49,811	0:48,736
Lap 4	0:48,468	0:48,506	0:48,560	0:48,524	0:48,631	0:48,492	0:48,763	0:48,910	0:48,586	0:49,770	0:48,629	0:48,405
Lap 5	0:48,350	0:48,405	0:48,125	0:48,332	0:48,307	0:48,362	0:47,959	0:48,086	0:48,627	0:48,134	0:48,147	0:49,017
Lap 6	0:48,303	0:48,268	0:48,312	0:48,287	0:48,364	0:48,257	0:48,447	0:47,850	0:48,342	0:47,806	0:48,293	0:48,418
Lap 7	0:48,050	0:47,936	0:47,794	0:47,957	0:47,956	0:47,802	0:47,644	0:48,695	0:47,753	0:48,918	0:47,809	0:47,916
Lap 8	0:47,755	0:47,834	0:47,751	0:47,720	0:48,185	0:47,769	0:48,248	0:47,500	0:48,518	0:47,415	0:48,020	0:47,826
Lap 9	0:47,651	0:47,633	0:47,590	0:47,871	0:47,758	0:47,637	0:47,826	0:48,271	0:47,546	0:48,526	0:47,827	0:47,886
Lap 10	0:47,625	0:47,413	0:47,455	0:47,440	0:47,775	0:47,727	0:47,251	0:47,805	0:47,317	0:48,357	0:47,520	0:47,401
Lap 11	0:47,321	0:47,311	0:47,279	0:47,324	0:47,537	0:47,448	0:47,105	0:47,448	0:47,147	0:48,113	0:47,890	0:47,410
Lap 12	0:47,260	0:47,174	0:47,645	0:47,226	0:47,985	0:47,632	0:47,590	0:47,438	0:47,384	0:47,500	0:47,593	0:47,948
Lap 13	0:47,310	0:47,419	0:47,347	0:47,313	0:47,411	0:47,505	0:47,267	0:47,420	0:47,260	0:47,261	0:47,739	0:47,531
Lap 14	0:47,447	0:47,517	0:47,294	0:47,674	0:47,518	0:47,542	0:47,316	0:47,342	0:47,383	0:47,313	0:47,922	0:48,075
Lap 15	0:47,660	0:47,787	0:47,446	0:47,797	0:48,084	0:48,091	0:47,689	0:47,613	0:47,652	0:47,459	0:47,670	0:48,099
Lap 16	0:48,781	0:48,641	0:48,984	0:48,732	0:48,908	0:49,196	0:49,318	0:48,690	0:48,941	0:48,577	0:48,662	0:49,157
Lap 17	0:49,373	0:49,928	0:50,005	0:50,046	0:49,767	0:49,829	0:49,207	0:49,681	0:49,559	0:49,789	0:49,115	0:50,294
Lap 18	0:48,443	0:48,299	0:49,167	0:49,139	0:48,561	0:48,398	0:48,178	0:48,349	0:51,740	0:48,285	0:48,113	0:48,414
Lap 19	0:48,143	0:48,256	0:48,430	0:48,965	0:48,561	0:48,255	0:48,113	0:48,631	0:48,621	0:48,326	0:47,892	0:49,554



DKM

DEUTSCHE KART-MEISTERSCHAFT




Round 1: 12 - 14 / 04 / 2019

SOUTH GARDA - LONATO (ITA)



DMSB RegNr 97-19

R 16 DKM (OK) Race 1

Fahrername Driver	Trvisanutto Lorenzo	Haverkort Kas	Sasse Hugo	Dörr Ben	Thompson Harry	Sizov Aleksy	Arnold Felix	Füngeling Luke Brandon	Liwinski David	Ögaard Sebastian	Tauscher Alexander	Hamke Nico
Lap 20	0:48,151	0:48,187	0:48,415	0:49,272	0:49,308	0:49,486	0:48,604	0:47,918	0:47,976	0:48,567	0:49,099	0:49,882
Lap 21	0:48,635	0:48,824	0:48,060	0:48,920	0:48,951	0:48,882	0:48,814	0:48,272	0:48,143	0:48,032	0:48,464	0:49,112






DEUTSCHE KART-MEISTERSCHAFT

Round 1: 12 - 14 / 04 / 2019

SOUTH GARDA - LONATO (ITA)

DMSB




DMSB RegNr 97-19

R 16 DKM (OK) Race 1

Fahrername Driver	Pauwels Kobe	Buus Bastian	Anderüti Leandro	Friis Julie	Ried Jonas	Bönighausen Colin Jamie	Träger Daniel	Van Vark Lars	Kelstrup Georg	Mesch Joel	Wiskirchen Moritz	Holzem Juliano
schnellste Runde in Runde	0:47,342 Rn. 10	0:47,462 Rn. 12	0:47,678 Rn. 13	0:47,462 Rn. 12	0:47,723 Rn. 13	0:47,493 Rn. 10	0:47,416 Rn. 11	0:47,937 Rn. 11	0:47,696 Rn. 12	0:47,586 Rn. 13	0:47,857 Rn. 12	0:47,891 Rn. 9
Speed	91,3 km/h	91,0 km/h	90,6 km/h	91,0 km/h	90,5 km/h	91,0 km/h	91,1 km/h	90,1 km/h	90,6 km/h	90,8 km/h	90,3 km/h	90,2 km/h
Lap 1	0:51,569	0:50,524	0:51,625	0:52,405	0:51,519	0:54,247	0:53,868	0:53,410	0:54,196	0:53,756	0:53,124	0:54,783
Lap 2	0:50,388	0:49,387	0:50,255	0:50,148	0:51,107	0:50,976	0:50,882	0:50,245	0:50,746	0:51,831	0:50,424	0:51,699
Lap 3	0:48,892	0:48,903	0:48,857	0:49,479	0:49,545	0:49,746	0:49,816	0:49,445	0:49,706	0:49,745	0:49,710	0:49,872
Lap 4	0:48,308	0:49,329	0:48,523	0:49,616	0:49,897	0:49,268	0:49,812	0:49,013	0:49,684	0:49,152	0:48,865	0:49,425
Lap 5	0:48,266	0:48,979	0:48,538	0:49,101	0:48,498	0:48,811	0:49,363	0:49,124	0:49,914	0:48,450	0:49,904	0:50,017
Lap 6	0:48,747	0:48,835	0:48,655	0:48,509	0:48,522	0:48,560	0:48,601	0:50,435	0:48,570	0:48,922	0:50,218	0:49,693
Lap 7	0:47,898	0:47,925	0:48,165	0:48,118	0:48,224	0:48,413	0:48,768	0:48,261	0:48,585	0:48,055	0:48,835	0:48,761
Lap 8	0:48,473	0:49,245	0:47,937	0:48,468	0:47,852	0:47,913	0:48,519	0:48,437	0:48,089	0:47,978	0:48,462	0:48,194
Lap 9	0:47,648	0:49,347	0:48,567	0:47,724	0:47,732	0:47,579	0:47,594	0:48,124	0:47,956	0:47,680	0:48,064	0:47,891
Lap 10	0:47,342	0:48,889	0:48,812	0:47,809	0:47,981	0:47,493	0:48,005	0:47,952	0:48,352	0:47,682	0:49,863	0:48,093
Lap 11	0:47,384	0:48,603	0:48,239	0:47,946	0:47,883	0:47,566	0:47,416	0:47,937	0:47,991	0:47,837	0:47,965	0:47,937
Lap 12	0:47,875	0:47,462	0:47,868	0:47,462	0:48,058	0:47,626	0:47,947	0:48,431	0:47,696	0:47,686	0:47,857	0:48,615
Lap 13	0:47,460	0:47,917	0:47,678	0:48,381	0:47,723	0:47,501	0:47,787	0:48,053	0:47,895	0:47,586	0:48,147	0:49,133
Lap 14	0:47,454	0:47,728	0:48,262	0:47,641	0:48,193	0:47,977	0:47,798	0:48,120	0:47,996	0:48,366	0:48,132	0:48,497
Lap 15	0:48,181	0:48,547	0:48,169	0:48,252	0:48,294	0:47,878	0:47,949	0:48,567	0:48,459	0:48,311	0:48,851	0:48,778
Lap 16	0:49,622	0:49,049	0:49,045	0:49,491	0:48,933	0:48,707	0:49,102	0:49,330	0:49,364	0:50,612	0:49,383	0:49,247
Lap 17	0:50,959	0:49,042	0:49,195	0:49,028	0:49,174	0:49,048	0:48,981	0:49,192	0:49,399	0:50,374	0:49,329	0:49,164
Lap 18	0:48,863	0:48,165	0:48,382	0:48,188	0:48,232	0:48,258	0:48,125	0:48,475	0:48,668	0:49,021	0:49,001	0:48,648
Lap 19	0:48,570	0:48,567	0:48,551	0:48,529	0:49,271	0:48,377	0:48,097	0:48,422	0:48,426	0:49,180	0:48,858	0:48,506



DKM

DEUTSCHE KART-MEISTERSCHAFT





Round 1: 12 - 14 / 04 / 2019

SOUTH GARDA - LONATO (ITA)



DMSB RegNr 97-19

R 16 DKM (OK) Race 1

Fahrername Driver	Pauwels Kobe	Buus Bastian	Anderüti Leandro	Friis Julie	Ried Jonas	Bönighausen Colin Jamie	Träger Daniel	Van Yark Lars	Kelstrup Georg	Mesch Joel	Wiskirchen Moritz	Holzem Juliano
Lap 20	0:48,356	0:48,254	0:48,648	0:48,081	0:48,064	0:47,969	0:48,141	0:48,332	0:48,617	0:49,635	0:48,696	0:48,445
Lap 21	0:49,828	0:48,223	0:48,875	0:49,105	0:49,169	0:48,287	0:48,364	0:48,638	0:49,072	0:49,218	0:48,976	0:49,134






DEUTSCHE KART-MEISTERSCHAFT

Round 1: 12 - 14 / 04 / 2019

SOUTH GARDA - LONATO (ITA)



DMSB

DMSB RegNr 97-19

R 16 DKM (OK) Race 1

Fahrername Driver	Tramnitz Tim	Pedersen Nicolai	Born Miklas Basil	Rosam Max	Degnbol Noah	O´dey Levi	Kramer Pablo	Kikkenborg Frederik	Hallén Fellenius Maja
schnellste Runde in Runde	0:48,077 Rn. 10	0:48,132 Rn. 14	0:48,037 Rn. 9	0:48,616 Rn. 8	0:47,980 Rn. 9	0:47,589 Rn. 9	0:48,494 Rn. 8	0:48,485 Rn. 5	
Speed	89,9 km/h	89,8 km/h	89,9 km/h	88,9 km/h	90,0 km/h	90,8 km/h	89,1 km/h	89,1 km/h	
Lap 1	0:54,539	0:53,378	0:52,313	0:53,897	0:53,398	0:53,613	0:54,899	0:53,935	
Lap 2	0:50,703	0:50,385	0:52,916	0:51,061	0:50,304	0:50,889	0:50,991	0:50,277	
Lap 3	0:49,621	0:51,077	0:49,744	0:50,640	0:49,243	0:49,023	0:49,757	0:49,870	
Lap 4	0:49,504	0:49,357	0:49,720	0:49,491	0:48,769	0:48,693	0:49,324	0:49,650	
Lap 5	0:50,161	0:49,026	0:50,185	0:50,300	0:48,908	0:48,422	0:49,920	0:48,485	
Lap 6	0:48,921	0:49,208	0:49,129	0:49,620	0:48,745	0:48,783	0:49,490	0:49,168	
Lap 7	0:48,430	0:49,176	0:48,968	0:49,259	0:48,186	0:47,870	0:48,650		
Lap 8	0:48,603	0:49,825	0:49,275	0:48,616	0:48,081	0:47,853	0:48,494		
Lap 9	0:48,431	0:48,289	0:48,037	0:48,786	0:47,980	0:47,589			
Lap 10	0:48,077	0:48,256	0:48,234	0:59,888					
Lap 11	0:48,518	0:48,538	0:48,368						
Lap 12	0:48,682	0:48,375	0:48,301						
Lap 13	0:49,138	0:48,289	0:48,717						
Lap 14	0:48,400	0:48,132	0:48,229						
Lap 15	0:48,594	0:48,449	0:48,482						
Lap 16	0:50,454	0:49,141	0:49,260						
Lap 17	0:49,219	0:49,098	0:49,430						
Lap 18	0:48,439	0:54,685	0:48,407						
Lap 19	0:48,411	0:55,105							



DKM

DEUTSCHE KART-MEISTERSCHAFT





Round 1: 12 - 14 / 04 / 2019

SOUTH GARDA - LONATO (ITA)



DMSB RegNr 97-19

R 16 DKM (OK) Race 1

Fahrername	Tramnitz	Pedersen	Born	Rosam	Degnbol	O ´ dey	Kramer	Kikkenborg	Hallén Fellenius
Driver	Tim	Nicolai	Miklas Basil	Max	Noah	Levi	Pablo	Frederik	Maja
Lap 20	0:48,165	0:49,753							
Lap 21	0:48,965	0:49,906							



DMSB RegNr: 97-19

R 15 DSKM (KZ2) Race 1

Ziel		Sektion 1		Sektion 2		Sektion 3	
Fahrername	Zeit	Fahrername	Zeit	Fahrername	Zeit	Fahrername	Zeit
1 260 Rosati,Fabrizio	0:49,586	260 Rosati,Fabrizio	0:19,333	260 Rosati,Fabrizio	0:15,420	260 Rosati,Fabrizio	0:14,393
2 254 Pollini,Giacomo	0:50,664	203 Pex,Stan	0:19,619	254 Pollini,Giacomo	0:16,007	254 Pollini,Giacomo	0:14,962
3 203 Pex,Stan	0:50,678	201 Federer,Fabian	0:19,687	233 Luyet,Samuel	0:16,022	202 Pex,Jorrit	0:14,964
4 233 Luyet,Samuel	0:50,840	254 Pollini,Giacomo	0:19,692	203 Pex,Stan	0:16,042	233 Luyet,Samuel	0:14,984
5 201 Federer,Fabian	0:50,883	233 Luyet,Samuel	0:19,695	210 Denner,Emilien	0:16,124	201 Federer,Fabian	0:15,004
6 202 Pex,Jorrit	0:51,028	251 Giannoni,Lorenzo	0:19,870	251 Giannoni,Lorenzo	0:16,126	203 Pex,Stan	0:15,017
7 251 Giannoni,Lorenzo	0:51,162	202 Pex,Jorrit	0:19,883	221 Iglesias,Jérémy	0:16,155	211 Curto,Alessio	0:15,085
8 210 Denner,Emilien	0:51,202	232 Luyet,Jean	0:19,902	201 Federer,Fabian	0:16,168	221 Iglesias,Jérémy	0:15,091
9 221 Iglesias,Jérémy	0:51,266	221 Iglesias,Jérémy	0:19,965	202 Pex,Jorrit	0:16,181	251 Giannoni,Lorenzo	0:15,102
10 232 Luyet,Jean	0:51,330	210 Denner,Emilien	0:19,970	232 Luyet,Jean	0:16,194	210 Denner,Emilien	0:15,108
11 211 Curto,Alessio	0:51,533	252 Kallasmaa,Kaspar	0:19,984	252 Kallasmaa,Kaspar	0:16,251	204 Schmitz,Alexander	0:15,195
12 204 Schmitz,Alexander	0:51,616	220 Tubben,Max	0:20,029	204 Schmitz,Alexander	0:16,284	232 Luyet,Jean	0:15,234
13 220 Tubben,Max	0:51,736	229 Hold,Christoph	0:20,059	220 Tubben,Max	0:16,290	231 Millell,Noah	0:15,244
14 231 Millell,Noah	0:51,782	211 Curto,Alessio	0:20,068	229 Hold,Christoph	0:16,299	220 Tubben,Max	0:15,254
15 229 Hold,Christoph	0:51,794	231 Millell,Noah	0:20,089	211 Curto,Alessio	0:16,309	257 Fusto,Giuseppe	0:15,262
16 222 Paul,Maximilian	0:51,804	204 Schmitz,Alexander	0:20,107	231 Millell,Noah	0:16,349	252 Kallasmaa,Kaspar	0:15,280
17 252 Kallasmaa,Kaspar	0:51,834	230 Tonteri,Paavo	0:20,111	222 Paul,Maximilian	0:16,352	222 Paul,Maximilian	0:15,297
18 216 Tornqvist Persson,Benja	0:51,974	222 Paul,Maximilian	0:20,128	230 Tonteri,Paavo	0:16,431	229 Hold,Christoph	0:15,312
19 230 Tonteri,Paavo	0:52,128	216 Tornqvist Persson,Benja	0:20,156	208 Mrosek,Michael	0:16,443	223 Davies,Dylan	0:15,313
20 208 Mrosek,Michael	0:52,182	223 Davies,Dylan	0:20,231	216 Tornqvist Persson,Benja	0:16,495	216 Tornqvist Persson,Benja	0:15,323
21 223 Davies,Dylan	0:52,234	208 Mrosek,Michael	0:20,250	257 Fusto,Giuseppe	0:16,505	208 Mrosek,Michael	0:15,360
22 257 Fusto,Giuseppe	0:52,461	212 Ratl,Cyrl	0:20,327	212 Ratl,Cyrl	0:16,534	215 Matisic,André	0:15,379
23 212 Ratl,Cyrl	0:52,567	257 Fusto,Giuseppe	0:20,423	223 Davies,Dylan	0:16,558	230 Tonteri,Paavo	0:15,416
24 215 Matisic,André	0:52,681	215 Matisic,André	0:20,463	215 Matisic,André	0:16,575	212 Ratl,Cyrl	0:15,467
25 209 Nombloir,Jean	0:52,736	209 Nombloir,Jean	0:20,494	209 Nombloir,Jean	0:16,589	234 Longhi,Riccardo	0:15,518
26 235 Marseglia,Leonardo Giu	0:53,300	225 Talas,Jakub	0:20,704	226 Nettagovskii,Daniel	0:16,793	235 Marseglia,Leonardo Giu	0:15,571
27 226 Nettagovskii,Daniel	0:53,425	277 Javurek,Dominik	0:20,759	235 Marseglia,Leonardo Giu	0:16,832	209 Nombloir,Jean	0:15,591
28 225 Talas,Jakub	0:53,694	226 Nettagovskii,Daniel	0:20,793	234 Longhi,Riccardo	0:16,860	226 Nettagovskii,Daniel	0:15,631
29 234 Longhi,Riccardo	0:53,860	206 Weber,Stefan	0:20,843	259 Sjokvist,Isak	0:17,052	225 Talas,Jakub	0:15,700
30 277 Javurek,Dominik	0:53,930	235 Marseglia,Leonardo Giu	0:20,897	225 Talas,Jakub	0:17,108	219 Sjöberg,Jesper	0:15,785
31 219 Sjöberg,Jesper	0:53,934	259 Sjokvist,Isak	0:20,897	206 Weber,Stefan	0:17,152	277 Javurek,Dominik	0:15,866
32 259 Sjokvist,Isak	0:54,112	219 Sjöberg,Jesper	0:20,918	277 Javurek,Dominik	0:17,179	206 Weber,Stefan	0:15,943
33 206 Weber,Stefan	0:54,216	234 Longhi,Riccardo	0:20,933	219 Sjöberg,Jesper	0:17,224	259 Sjokvist,Isak	0:16,026






DEUTSCHE KART-MEISTERSCHAFT

Round 1: 12 - 14 / 04 / 2019

SOUTH GARDA - LONATO (ITA)




DMSB RegNr 97-19

R 15 DSKM (KZ2) Race 1

Die schnellsten Zeiten

Ort	Nr. Fahrername	Streckenl.	Zeit	Ø Speed
Ziel	260 Rosati, Fabrizio	1200 m	0:49,586	87,1 km/h
Sektion 1	260 Rosati, Fabrizio	531 m	0:19,333	98,9 km/h
Sektion 2	260 Rosati, Fabrizio	390 m	0:15,420	91,1 km/h
Sektion 3	260 Rosati, Fabrizio	279 m	0:14,393	69,8 km/h

	Stmr.260 Rosati, Fabrizio ITA SRP Racing Team			Stmr.201 Federer, Fabian ITA SRP Racing Team			Stmr.254 Pollini, Giacomo ITA N.G.M. MOTORSPORT			Stmr.203 Pex, Stan NLD SP Motor Sp			Stmr.221 Iglesias, Jérémy FRA RS Schumacher Racing Team					
	theoretisch mögliche Bestzeit	Ziel	Sektion 3	theoretisch mögliche Bestzeit	Ziel	Sektion 3	theoretisch mögliche Bestzeit	Ziel	Sektion 3	theoretisch mögliche Bestzeit	Ziel	Sektion 3	theoretisch mögliche Bestzeit	Ziel	Sektion 3			
best	0:49,586	0:19,333	0:15,420	0:19,687	0:16,168	0:15,004	0:50,664	0:19,692	0:16,007	0:14,962	0:50,678	0:19,619	0:16,042	0:15,017	0:51,266	0:19,965	0:16,155	0:15,091
Runde 1	0:59,419	0:23,710	0:18,136	0:22,187	0:16,771	0:15,677	0:54,269	0:22,062	0:16,723	0:15,484	0:55,840	0:22,699	0:17,018	0:16,123	0:56,115	0:22,393	0:17,107	0:16,615
Runde 2	0:54,230	0:21,258	0:17,439	0:20,602	0:16,684	0:15,675	0:53,240	0:20,704	0:16,913	0:15,623	0:53,592	0:20,769	0:17,121	0:15,702	0:53,660	0:20,980	0:16,920	0:15,760
Runde 3	0:51,741	0:20,608	0:16,524	0:20,812	0:17,054	0:15,987	0:54,337	0:21,395	0:17,015	0:15,927	0:53,511	0:20,923	0:17,040	0:15,548	0:53,631	0:21,016	0:16,881	0:15,734
Runde 4	0:50,426	0:19,333	0:15,486	0:20,807	0:16,908	0:15,726	0:53,657	0:20,973	0:17,008	0:15,676	0:53,395	0:20,748	0:16,949	0:15,698	0:53,823	0:21,153	0:17,025	0:15,645
Runde 5	0:50,295	0:19,772	0:16,060	0:20,572	0:16,903	0:15,564	0:53,425	0:20,842	0:16,953	0:15,630	0:53,496	0:20,637	0:17,419	0:15,440	0:53,094	0:20,879	0:16,735	0:15,480
Runde 6	0:49,586	0:19,773	0:15,420	0:20,590	0:16,692	0:15,602	0:53,115	0:20,766	0:16,837	0:15,512	0:53,244	0:20,540	0:16,980	0:15,724	0:53,406	0:20,720	0:16,907	0:15,779
Runde 7	0:50,270	0:19,505	0:15,714	0:20,319	0:16,723	0:15,559	0:52,930	0:20,628	0:16,758	0:15,544	0:53,046	0:20,715	0:16,762	0:15,569	0:53,065	0:20,772	0:16,816	0:15,477
Runde 8	0:50,581	0:19,846	0:15,788	0:20,269	0:16,703	0:15,570	0:52,898	0:20,588	0:16,758	0:15,552	0:52,797	0:20,443	0:16,740	0:15,578	0:52,797	0:20,616	0:16,718	0:15,463
Runde 9	0:50,466	0:19,890	0:15,885	0:20,234	0:16,546	0:15,429	0:52,729	0:20,534	0:16,584	0:15,611	0:52,481	0:20,331	0:16,658	0:15,492	0:52,618	0:20,531	0:16,651	0:15,436
Runde 10	0:50,385	0:19,735	0:15,930	0:20,316	0:16,496	0:15,361	0:52,256	0:20,437	0:16,521	0:15,298	0:52,257	0:20,278	0:16,514	0:15,465	0:52,723	0:20,578	0:16,674	0:15,471
Runde 11	0:50,428	0:19,631	0:15,774	0:20,125	0:16,526	0:15,373	0:52,069	0:20,292	0:16,498	0:15,279	0:52,202	0:20,330	0:16,502	0:15,370	0:52,409	0:20,409	0:16,570	0:15,430
Runde 12	0:51,456	0:20,102	0:16,206	0:20,079	0:16,429	0:15,368	0:51,826	0:20,177	0:16,396	0:15,253	0:52,232	0:20,194	0:16,491	0:15,547	0:52,171	0:20,380	0:16,466	0:15,325
Runde 13	0:50,950	0:19,957	0:15,930	0:20,039	0:16,392	0:15,282	0:51,739	0:20,095	0:16,310	0:15,334	0:52,264	0:20,295	0:16,510	0:15,459	0:52,310	0:20,368	0:16,502	0:15,440
Runde 14	0:51,480	0:19,889	0:16,762	0:20,082	0:16,373	0:15,287	0:51,645	0:20,113	0:16,307	0:15,225	0:52,062	0:20,202	0:16,529	0:15,331	0:52,037	0:20,397	0:16,380	0:15,260
Runde 15	0:50,499	0:19,766	0:15,837	0:20,015	0:16,410	0:15,218	0:51,468	0:19,990	0:16,282	0:15,196	0:51,625	0:20,060	0:16,331	0:15,234	0:51,865	0:20,231	0:16,323	0:15,311
Runde 16	0:50,475	0:19,473	0:15,725	0:19,968	0:16,293	0:15,179	0:51,362	0:20,027	0:16,176	0:15,159	0:51,490	0:19,998	0:16,289	0:15,203	0:52,305	0:20,311	0:16,450	0:15,544
Runde 17	0:50,469	0:19,911	0:15,720	0:19,897	0:16,251	0:15,168	0:51,075	0:19,860	0:16,109	0:15,106	0:51,160	0:19,882	0:16,144	0:15,134	0:51,402	0:20,062	0:16,177	0:15,163
Runde 18	0:50,674	0:19,732	0:15,844	0:19,852	0:16,255	0:15,136	0:50,978	0:19,873	0:16,061	0:15,044	0:51,211	0:19,827	0:16,147	0:15,237	0:51,458	0:20,050	0:16,230	0:15,178
Runde 19	0:50,895	0:19,667	0:16,271	0:19,787	0:16,168	0:15,096	0:50,803	0:19,746	0:16,069	0:14,988	0:51,185	0:19,888	0:16,193	0:15,104	0:51,266	0:20,020	0:16,155	0:15,091
Runde 20	0:50,175	0:19,963	0:15,560	0:19,687	0:16,192	0:15,004	0:50,694	0:19,692	0:16,029	0:14,973	0:50,772	0:19,688	0:16,066	0:15,018	0:51,296	0:20,004	0:16,201	0:15,091
Runde 21	0:49,820	0:19,379	0:15,715	0:19,731	0:16,180	0:15,021	0:50,664	0:19,695	0:16,007	0:14,962	0:50,678	0:19,619	0:16,042	0:15,017	0:51,322	0:19,965	0:16,237	0:15,120





DEUTSCHE KART-MEISTERSCHAFT

Round 1: 12 - 14 / 04 / 2019

SOUTH GARDA - LONATO (ITA)




DMSB

DMSB RegNr 97-19

R 15 DSKM (KZ2) Race 1

Die schnellsten Zeiten

Ort	Nr. Fahrername	Streckenl.	Zeit	Ø Speed
Ziel	260 Rosati, Fabrizio	1200 m	0:49,586	87,1 km/h
Sektion 1	260 Rosati, Fabrizio	531 m	0:19,333	98,9 km/h
Sektion 2	260 Rosati, Fabrizio	390 m	0:15,420	91,1 km/h
Sektion 3	260 Rosati, Fabrizio	279 m	0:14,393	69,8 km/h

	Stmr.251 Giannoni,Lorenzo ITA CPB SPORT			Stmr.202 Pex,Jorrit NLD SP Motor Sport			Stmr.210 Denner,Emilien FRA CPB SPORT			Stmr.220 Tubben,Max NLD CRG Holland			Stmr.233 Luyet,Samuel CHE CRG Holland							
	theoretisch mögliche Bestzeit	Ziel	Sektion 3	theoretisch mögliche Bestzeit	Ziel	Sektion 3	theoretisch mögliche Bestzeit	Ziel	Sektion 3	theoretisch mögliche Bestzeit	Ziel	Sektion 3	theoretisch mögliche Bestzeit	Ziel	Sektion 3					
best	0:51,162	0:19,870	0:16,126	0:15,102	0:51,028	0:19,883	0:16,181	0:14,964	0:51,202	0:19,970	0:16,124	0:15,108	0:51,736	0:20,029	0:16,290	0:15,254	0:50,840	0:19,695	0:16,022	0:14,984
Runde 1	0:56,327	0:22,758	0:17,705	0:15,864	0:58,460	0:22,948	0:18,144	0:17,368	0:58,327	0:23,185	0:18,424	0:16,718	0:57,797	0:22,706	0:18,228	0:16,863	0:58,945	0:23,662	0:18,012	0:17,271
Runde 2	0:53,519	0:20,962	0:16,829	0:15,728	0:55,221	0:21,725	0:17,445	0:16,051	0:55,471	0:21,538	0:17,610	0:16,323	0:55,509	0:21,506	0:17,368	0:16,635	0:55,556	0:21,727	0:17,710	0:16,119
Runde 3	0:53,750	0:21,083	0:16,959	0:15,708	0:55,904	0:21,368	0:18,010	0:16,526	0:55,306	0:21,582	0:17,229	0:16,495	0:55,065	0:21,426	0:17,260	0:16,379	0:56,404	0:21,177	0:18,055	0:17,172
Runde 4	0:53,837	0:21,094	0:16,949	0:15,794	0:54,555	0:21,222	0:17,479	0:15,854	0:54,639	0:21,108	0:17,328	0:16,203	0:54,556	0:21,333	0:17,079	0:16,144	0:56,388	0:21,169	0:18,440	0:16,779
Runde 5	0:53,796	0:20,815	0:16,996	0:15,985	0:53,926	0:20,963	0:17,272	0:15,691	0:54,578	0:21,203	0:17,303	0:16,072	0:53,899	0:21,189	0:16,935	0:15,775	0:54,088	0:21,081	0:17,092	0:15,915
Runde 6	0:54,087	0:21,045	0:17,030	0:16,012	0:54,199	0:20,765	0:17,322	0:16,112	0:54,276	0:21,000	0:16,983	0:16,293	0:54,212	0:21,168	0:17,026	0:16,018	0:54,324	0:21,376	0:17,053	0:15,895
Runde 7	0:53,638	0:20,960	0:16,933	0:15,745	0:53,470	0:20,690	0:17,240	0:15,540	0:53,788	0:20,807	0:17,008	0:15,973	0:53,537	0:20,898	0:16,866	0:15,773	0:54,130	0:21,379	0:16,933	0:15,818
Runde 8	0:53,577	0:20,728	0:17,228	0:15,621	0:53,208	0:20,533	0:17,109	0:15,566	0:53,783	0:20,711	0:16,945	0:16,127	0:53,405	0:20,704	0:16,827	0:15,874	0:54,084	0:21,010	0:17,064	0:16,010
Runde 9	0:53,309	0:20,772	0:16,906	0:15,631	0:53,432	0:20,611	0:17,276	0:15,545	0:54,438	0:21,123	0:17,335	0:15,980	0:53,614	0:20,808	0:16,834	0:15,972	0:53,313	0:20,771	0:16,779	0:15,763
Runde 10	0:52,608	0:20,520	0:16,646	0:15,442	0:52,939	0:20,435	0:16,998	0:15,506	0:53,199	0:20,554	0:16,757	0:15,888	0:53,475	0:20,842	0:16,774	0:15,859	0:53,453	0:20,643	0:17,152	0:15,658
Runde 11	0:52,614	0:20,560	0:16,626	0:15,428	0:52,763	0:20,402	0:16,919	0:15,442	0:53,406	0:20,334	0:16,726	0:16,346	0:53,054	0:20,755	0:16,721	0:15,578	0:53,529	0:20,613	0:16,938	0:15,978
Runde 12	0:52,362	0:20,387	0:16,608	0:15,367	0:52,674	0:20,390	0:16,918	0:15,366	0:52,895	0:20,370	0:16,785	0:15,790	0:52,855	0:20,695	0:16,655	0:15,505	0:52,816	0:20,594	0:16,794	0:15,428
Runde 13	0:52,053	0:20,262	0:16,466	0:15,325	0:52,380	0:20,314	0:16,718	0:15,348	0:52,662	0:20,234	0:16,627	0:15,801	0:52,658	0:20,546	0:16,583	0:15,529	0:52,958	0:20,376	0:16,892	0:15,690
Runde 14	0:51,904	0:20,316	0:16,348	0:15,240	0:52,450	0:20,460	0:16,701	0:15,289	0:52,518	0:20,277	0:16,569	0:15,672	0:53,129	0:21,068	0:16,722	0:15,339	0:52,250	0:20,407	0:16,526	0:15,317
Runde 15	0:51,737	0:20,164	0:16,362	0:15,211	0:52,606	0:20,536	0:16,835	0:15,235	0:52,009	0:20,146	0:16,504	0:15,359	0:52,495	0:20,486	0:16,606	0:15,403	0:51,891	0:20,141	0:16,465	0:15,285
Runde 16	0:51,470	0:20,063	0:16,278	0:15,129	0:51,868	0:20,112	0:16,624	0:15,132	0:52,107	0:20,118	0:16,504	0:15,485	0:52,440	0:20,390	0:16,645	0:15,405	0:51,516	0:20,012	0:16,332	0:15,172
Runde 17	0:51,448	0:20,022	0:16,324	0:15,102	0:51,898	0:20,013	0:16,699	0:15,186	0:51,847	0:19,982	0:16,365	0:15,500	0:52,301	0:20,353	0:16,494	0:15,454	0:51,280	0:19,949	0:16,218	0:15,113
Runde 18	0:51,538	0:20,114	0:16,220	0:15,204	0:51,685	0:20,153	0:16,403	0:15,129	0:51,612	0:20,013	0:16,378	0:15,221	0:52,140	0:20,376	0:16,510	0:15,254	0:51,058	0:19,837	0:16,155	0:15,066
Runde 19	0:51,290	0:20,059	0:16,126	0:15,105	0:51,596	0:20,149	0:16,330	0:15,117	0:51,771	0:20,190	0:16,280	0:15,301	0:51,736	0:20,180	0:16,290	0:15,266	0:50,840	0:19,708	0:16,022	0:15,110
Runde 20	0:51,224	0:19,987	0:16,135	0:15,102	0:51,531	0:20,001	0:16,333	0:15,197	0:51,348	0:19,973	0:16,206	0:15,169	0:51,783	0:20,029	0:16,367	0:15,387	0:51,062	0:20,025	0:16,053	0:14,984
Runde 21	0:51,162	0:19,870	0:16,165	0:15,127	0:51,028	0:19,883	0:16,181	0:14,964	0:51,202	0:19,970	0:16,124	0:15,108	0:52,114	0:20,231	0:16,457	0:15,426	0:51,172	0:19,695	0:16,169	0:15,308






DEUTSCHE KART-MEISTERSCHAFT

Round 1: 12 - 14 / 04 / 2019

SOUTH GARDA - LONATO (ITA)




DMSB RegNr 97-19

R 15 DSKM (KZ2) Race 1

Die schnellsten Zeiten

Ort	Nr. Fahrername	Streckentl.	Zeit	Ø Speed
Ziel	260 Rosati, Fabrizio	1200 m	0:49,586	87,1 km/h
Sektion 1	260 Rosati, Fabrizio	531 m	0:19,333	98,9 km/h
Sektion 2	260 Rosati, Fabrizio	390 m	0:15,420	91,1 km/h
Sektion 3	260 Rosati, Fabrizio	279 m	0:14,393	69,8 km/h

	Smr.204 Schmitz,Alexander DEU			Smr.222 Paul,Maximilian DEU			Smr.211 Curto,Alessio DEU			Smr.252 Kallasmaa,Kaspar EST			Smr.257 Fusco,Giuseppe ITA			
	Renda Motorsport			DR SRL			Valier Motorsport			Kaspar Kallasmaa			Renda motorsport			
	theoretisch mögliche Bestzeit 0:51,586			theoretisch mögliche Bestzeit 0:51,777			theoretisch mögliche Bestzeit 0:51,462			theoretisch mögliche Bestzeit 0:51,515			theoretisch mögliche Bestzeit 0:52,190			
best	Ziel	Sektion 1	Sektion 2	Sektion 3	Ziel	Sektion 1	Sektion 2	Sektion 3	Ziel	Sektion 1	Sektion 2	Sektion 3	Ziel	Sektion 1	Sektion 2	Sektion 3
Runde 1	0:51,616	0:20,107	0:16,284	0:15,195	0:51,298	0:22,681	0:18,629	0:16,988	0:51,533	0:20,068	0:16,309	0:15,085	0:51,834	0:19,984	0:16,251	0:15,280
Runde 2	0:57,969	0:23,028	0:18,283	0:16,658	0:58,298	0:22,681	0:18,629	0:16,988	0:59,336	0:23,824	0:18,317	0:17,195	0:59,154	0:23,238	0:18,865	0:17,051
Runde 3	0:55,904	0:22,242	0:17,250	0:16,412	0:55,515	0:21,476	0:17,322	0:16,717	0:56,448	0:22,140	0:17,785	0:16,523	0:56,780	0:22,110	0:17,886	0:16,784
Runde 4	0:55,596	0:21,518	0:17,976	0:16,102	0:55,470	0:21,545	0:17,960	0:15,965	0:55,139	0:21,177	0:17,563	0:16,399	0:55,882	0:21,884	0:17,741	0:16,307
Runde 5	0:54,621	0:21,240	0:17,382	0:15,999	0:54,436	0:21,108	0:17,326	0:16,002	0:57,214	0:21,245	0:18,401	0:17,568	0:55,837	0:21,400	0:17,440	0:16,997
Runde 6	0:54,218	0:21,021	0:17,179	0:16,018	0:54,308	0:21,088	0:17,321	0:15,899	0:53,689	0:20,926	0:17,118	0:15,645	0:54,663	0:21,326	0:17,363	0:15,974
Runde 7	0:54,135	0:20,839	0:17,446	0:15,850	0:54,860	0:21,036	0:17,789	0:16,035	0:53,918	0:20,945	0:17,167	0:15,806	0:54,032	0:21,088	0:17,119	0:15,825
Runde 8	0:53,337	0:20,672	0:16,963	0:15,702	0:54,443	0:21,358	0:17,316	0:15,769	0:54,217	0:21,442	0:17,071	0:15,704	0:53,699	0:21,047	0:16,847	0:15,805
Runde 9	0:53,705	0:20,717	0:16,896	0:16,092	0:53,746	0:20,762	0:17,251	0:15,733	0:53,969	0:21,033	0:16,948	0:15,988	0:53,754	0:20,902	0:16,817	0:16,035
Runde 10	0:53,384	0:20,683	0:17,046	0:15,655	0:53,592	0:20,651	0:17,192	0:15,749	0:53,389	0:20,873	0:16,961	0:15,555	0:53,471	0:20,884	0:16,695	0:15,942
Runde 11	0:53,570	0:20,859	0:16,969	0:15,742	0:53,341	0:20,653	0:16,928	0:15,760	0:53,450	0:20,725	0:17,180	0:15,545	0:53,860	0:20,746	0:17,063	0:16,051
Runde 12	0:54,026	0:20,556	0:16,850	0:16,620	0:52,941	0:20,513	0:16,794	0:15,634	0:53,563	0:20,646	0:16,985	0:15,982	0:53,354	0:20,885	0:16,695	0:15,774
Runde 13	0:52,991	0:20,480	0:16,762	0:15,749	0:52,980	0:20,536	0:16,764	0:15,680	0:53,035	0:20,640	0:16,915	0:15,480	0:53,121	0:20,667	0:16,771	0:15,683
Runde 14	0:52,737	0:20,384	0:16,768	0:15,585	0:52,690	0:20,430	0:16,636	0:15,624	0:52,758	0:20,448	0:16,781	0:15,529	0:52,736	0:20,783	0:16,477	0:15,476
Runde 15	0:53,303	0:21,200	0:16,693	0:15,410	0:53,411	0:20,964	0:16,806	0:15,641	0:52,640	0:20,465	0:16,731	0:15,444	0:53,395	0:20,520	0:17,307	0:15,568
Runde 16	0:52,270	0:20,287	0:16,550	0:15,383	0:52,366	0:20,278	0:16,591	0:15,497	0:52,367	0:20,360	0:16,679	0:15,328	0:52,868	0:20,471	0:16,615	0:15,782
Runde 17	0:52,178	0:20,285	0:16,531	0:15,362	0:52,342	0:20,354	0:16,558	0:15,430	0:52,115	0:20,199	0:16,576	0:15,340	0:52,653	0:20,304	0:16,737	0:15,612
Runde 18	0:52,057	0:20,206	0:16,481	0:15,370	0:52,249	0:20,349	0:16,482	0:15,418	0:51,996	0:20,179	0:16,542	0:15,275	0:52,982	0:20,477	0:16,989	0:15,516
Runde 19	0:51,944	0:20,187	0:16,429	0:15,328	0:52,608	0:20,308	0:16,480	0:15,820	0:51,848	0:20,211	0:16,394	0:15,243	0:51,944	0:20,344	0:16,279	0:15,321
Runde 20	0:51,616	0:20,107	0:16,284	0:15,225	0:51,999	0:20,248	0:16,422	0:15,329	0:51,765	0:20,185	0:16,409	0:15,171	0:51,921	0:20,390	0:16,251	0:15,280
Runde 21	0:52,031	0:20,437	0:16,399	0:15,195	0:51,908	0:20,146	0:16,465	0:15,297	0:51,533	0:20,068	0:16,309	0:15,156	0:51,834	0:19,984	0:16,482	0:15,368
	0:51,857	0:20,141	0:16,368	0:15,348	0:51,804	0:20,128	0:16,352	0:15,324	0:51,607	0:20,157	0:16,365	0:15,085				






DEUTSCHE KART-MEISTERSCHAFT

Round 1: 12 - 14 / 04 / 2019

SOUTH GARDA - LONATO (ITA)




DMSB RegNr 97-19

R 15 DSKM (KZ2) Race 1

Die schnellsten Zeiten

Ort	Nr. Fahrername	Streckenl.	Zeit	Ø Speed
Ziel	260 Rosati, Fabrizio	1200 m	0:49,586	87,1 km/h
Sektion 1	260 Rosati, Fabrizio	531 m	0:19,333	98,9 km/h
Sektion 2	260 Rosati, Fabrizio	390 m	0:15,420	91,1 km/h
Sektion 3	260 Rosati, Fabrizio	279 m	0:14,393	69,8 km/h

	Snr.229 Hold,Christoph AUT Maranello Racing Team			Snr.230 Tonteri,Paavo FIN TB Racing Team			Snr.232 Luyet,Jeon CHE CRG Holland			Snr.215 Maticic,André DEU Solgat Motorsport			Snr.216 Torqvist Persson,Benjamin SWE CRG Holland			
	theoretisch mögliche Bestzeit	Ziel	Sektion	theoretisch mögliche Bestzeit	Ziel	Sektion	theoretisch mögliche Bestzeit	Ziel	Sektion	theoretisch mögliche Bestzeit	Ziel	Sektion	theoretisch mögliche Bestzeit	Ziel	Sektion	
best	0:51,794	0:20,059	0:16,299	0:15,312	0:52,128	0:20,111	0:16,431	0:15,416	0:52,681	0:20,463	0:16,575	0:15,379	0:51,974	0:20,156	0:16,495	0:15,323
Runde 1	1:00,479	0:23,306	0:19,263	0:17,910	0:59,642	0:23,972	0:18,372	0:17,298	0:58,515	0:22,935	0:18,484	0:17,096	1:00,210	0:23,871	0:19,131	0:17,208
Runde 2	0:57,028	0:22,368	0:17,915	0:16,745	0:56,738	0:22,150	0:17,773	0:16,815	0:55,693	0:21,937	0:17,547	0:16,209	0:56,470	0:22,171	0:17,587	0:16,712
Runde 3	0:56,299	0:21,469	0:17,961	0:16,869	0:56,794	0:22,133	0:17,888	0:16,773	0:56,032	0:21,224	0:17,999	0:16,809	0:56,217	0:21,774	0:17,734	0:16,709
Runde 4	0:56,159	0:21,610	0:17,861	0:16,688	0:56,269	0:21,636	0:17,982	0:16,651	0:55,788	0:21,463	0:18,127	0:16,198	0:55,714	0:21,527	0:17,609	0:16,578
Runde 5	0:55,532	0:21,671	0:17,430	0:16,431	0:55,482	0:21,633	0:17,279	0:16,570	0:54,930	0:21,496	0:17,234	0:16,200	0:55,787	0:21,674	0:17,929	0:16,184
Runde 6	0:55,138	0:21,527	0:17,296	0:16,315	0:54,410	0:21,021	0:16,991	0:16,398	0:54,570	0:21,490	0:17,273	0:15,807	0:55,215	0:21,328	0:17,289	0:16,598
Runde 7	0:54,206	0:21,276	0:17,013	0:15,917	0:54,004	0:20,989	0:17,063	0:15,952	0:54,068	0:21,377	0:17,040	0:15,651	0:54,371	0:21,248	0:17,075	0:16,048
Runde 8	0:54,265	0:20,937	0:17,499	0:15,829	0:53,562	0:20,801	0:16,970	0:15,791	0:53,940	0:21,166	0:16,985	0:15,789	0:53,781	0:21,041	0:17,005	0:15,735
Runde 9	0:53,255	0:20,637	0:16,888	0:15,730	0:53,372	0:20,803	0:16,792	0:15,777	0:53,488	0:21,016	0:16,832	0:15,640	0:53,224	0:20,838	0:16,891	0:15,495
Runde 10	0:52,843	0:20,536	0:16,734	0:15,573	0:53,074	0:20,682	0:16,711	0:15,681	0:54,571	0:21,336	0:17,394	0:15,841	0:52,964	0:20,783	0:16,668	0:15,513
Runde 11	0:52,730	0:20,423	0:16,760	0:15,547	0:52,872	0:20,431	0:16,723	0:15,718	0:54,302	0:21,513	0:17,050	0:15,739	0:52,823	0:20,680	0:16,619	0:15,524
Runde 12	0:52,326	0:20,325	0:16,582	0:15,419	0:52,871	0:20,560	0:16,682	0:15,629	0:53,435	0:20,779	0:17,021	0:15,635	0:52,601	0:20,516	0:16,575	0:15,510
Runde 13	0:52,437	0:20,445	0:16,680	0:15,312	0:52,709	0:20,536	0:16,683	0:15,490	0:52,782	0:20,675	0:16,786	0:15,321	0:52,777	0:20,608	0:16,710	0:15,459
Runde 14	0:52,651	0:20,293	0:16,607	0:15,751	0:52,753	0:20,318	0:16,684	0:15,751	0:52,852	0:20,537	0:16,763	0:15,552	0:52,681	0:20,463	0:16,740	0:15,478
Runde 15	0:53,635	0:20,266	0:16,730	0:16,639	0:53,863	0:20,340	0:16,739	0:16,784	1:16,614	0:20,524	0:16,662	0:39,428	0:52,688	0:20,567	0:16,646	0:15,475
Runde 16	0:52,669	0:20,586	0:16,736	0:15,347	0:52,323	0:20,274	0:16,545	0:15,504	0:52,510	0:20,707	0:16,568	0:15,235	0:52,835	0:20,524	0:16,808	0:15,503
Runde 17	0:51,794	0:20,059	0:16,373	0:15,362	0:52,146	0:20,155	0:16,495	0:15,496	0:52,770	0:20,145	0:16,392	0:16,233	0:52,933	0:20,554	0:17,000	0:15,379
Runde 18	0:52,517	0:20,528	0:16,429	0:15,560	0:52,307	0:20,111	0:16,519	0:15,677	0:51,629	0:20,139	0:16,210	0:15,280	1:00,968	0:21,313	0:21,626	0:18,029
Runde 19	0:51,929	0:20,170	0:16,299	0:15,460	0:52,618	0:20,357	0:16,431	0:15,830	0:51,445	0:19,986	0:16,208	0:15,251	1:00,052	0:21,810	0:17,993	0:20,249
Runde 20	0:52,078	0:20,091	0:16,454	0:15,533	0:52,128	0:20,233	0:16,479	0:15,416	0:51,330	0:19,902	0:16,194	0:15,234	1:01,603	0:24,411	0:19,927	0:17,265
Runde 21																






DEUTSCHE KART-MEISTERSCHAFT

Round 1: 12 - 14 / 04 / 2019

SOUTH GARDA - LONATO (ITA)

DMSB

DMSB RegNr 97-19

R 15 DSKM (KZ2) Race 1

Die schnellsten Zeiten

Ort	Nr. Fahrername	Zeit	Streckenl.	ø Speed
Ziel	260 Rosati, Fabrizio	0:49,586	1200 m	87,1 km/h
Sektion 1	260 Rosati, Fabrizio	0:19,333	531 m	98,9 km/h
Sektion 2	260 Rosati, Fabrizio	0:15,420	390 m	91,1 km/h
Sektion 3	260 Rosati, Fabrizio	0:14,393	279 m	69,8 km/h

	Smr.223 Davies,Dylan NLD DR SRL			Smr.208 Mrosek,Michael DEU Team AK-Racing			Smr.209 Nombrot,Jean FRA CPB SPORT			Smr.212 Ratl,Cyrl CHE Kart-Club Oerlikon			Smr.235 Marseglia,Leonardo Giuseppe ITA BIRE ART RACING KSW			
	theoretisch mögliche Bestzeit	Ziel	Sektion 3	theoretisch mögliche Bestzeit	Ziel	Sektion 3	theoretisch mögliche Bestzeit	Ziel	Sektion 3	theoretisch mögliche Bestzeit	Ziel	Sektion 3	theoretisch mögliche Bestzeit	Ziel	Sektion 3	
best	0:52,234	0:20,231	0:16,558	0:15,313	0:52,182	0:20,250	0:16,443	0:15,360	0:52,567	0:20,327	0:16,534	0:15,467	0:53,300	0:20,897	0:16,832	0:15,571
Runde 1	1:00,873	0:23,962	0:19,136	0:17,725	1:00,331	0:23,507	0:19,173	0:17,651	0:59,910	0:23,618	0:18,406	0:17,886	0:59,251	0:23,443	0:18,113	0:17,695
Runde 2	0:56,915	0:21,919	0:18,068	0:16,928	0:56,881	0:22,261	0:17,799	0:16,821	0:57,400	0:22,189	0:17,649	0:17,562	0:56,998	0:22,147	0:18,072	0:16,779
Runde 3	0:56,749	0:21,681	0:18,000	0:17,068	0:57,227	0:21,608	0:17,961	0:17,658	0:57,908	0:22,141	0:18,105	0:17,662	0:56,786	0:21,647	0:17,742	0:17,397
Runde 4	0:55,517	0:21,477	0:17,567	0:16,473	0:55,514	0:21,324	0:17,622	0:16,568	0:55,709	0:21,393	0:17,974	0:16,342	0:56,895	0:22,164	0:17,697	0:17,034
Runde 5	0:55,537	0:21,618	0:17,540	0:16,379	0:55,527	0:21,581	0:17,294	0:16,652	0:55,484	0:21,417	0:17,559	0:16,508	0:56,593	0:21,773	0:17,808	0:17,012
Runde 6	0:55,059	0:21,579	0:17,370	0:16,110	0:54,851	0:21,632	0:17,314	0:15,905	0:55,497	0:21,415	0:17,601	0:16,481	0:55,118	0:21,762	0:17,245	0:16,111
Runde 7	0:54,409	0:21,475	0:17,124	0:15,810	0:54,272	0:21,163	0:17,126	0:15,983	0:56,307	0:22,869	0:17,345	0:16,093	0:55,849	0:22,220	0:17,434	0:16,195
Runde 8	0:54,670	0:20,974	0:17,416	0:16,280	0:54,532	0:20,887	0:17,314	0:16,331	0:54,660	0:21,404	0:17,236	0:16,020	0:54,582	0:21,153	0:17,216	0:16,213
Runde 9	0:53,557	0:21,009	0:17,021	0:15,527	0:53,626	0:21,061	0:16,858	0:15,707	0:53,435	0:20,975	0:16,776	0:15,684	0:54,836	0:21,487	0:17,356	0:15,993
Runde 10	0:52,838	0:20,666	0:16,779	0:15,393	0:52,977	0:20,568	0:16,773	0:15,636	0:54,024	0:20,875	0:17,097	0:16,052	0:55,037	0:21,481	0:17,423	0:16,133
Runde 11	0:52,712	0:20,449	0:16,686	0:15,577	0:52,812	0:20,491	0:16,675	0:15,646	0:53,252	0:20,732	0:16,843	0:15,657	0:54,420	0:21,394	0:17,112	0:15,914
Runde 12	0:52,477	0:20,291	0:16,735	0:15,451	0:52,615	0:20,550	0:16,569	0:15,496	0:52,976	0:20,669	0:16,833	0:15,474	0:53,300	0:20,897	0:16,832	0:15,571
Runde 13	0:52,234	0:20,262	0:16,659	0:15,313	0:52,401	0:20,517	0:16,502	0:15,382	0:52,567	0:20,438	0:16,662	0:15,467	0:54,701	0:21,299	0:17,448	0:15,954
Runde 14	0:52,298	0:20,271	0:16,659	0:15,368	0:52,182	0:20,379	0:16,443	0:15,360	0:53,016	0:20,495	0:16,602	0:15,919	0:54,701	0:21,299	0:17,448	0:15,954
Runde 15	0:53,441	0:20,231	0:16,558	0:16,652	0:53,038	0:20,250	0:16,455	0:16,333	0:53,016	0:20,495	0:16,602	0:15,919	0:54,701	0:21,299	0:17,448	0:15,954
Runde 16	0:52,770	0:20,353	0:16,943	0:15,424	0:52,770	0:20,306	0:16,933	0:15,531	0:53,078	0:20,327	0:16,534	0:16,217	0:54,701	0:21,299	0:17,448	0:15,954
Runde 17	0:52,983	0:20,340	0:16,746	0:15,897	0:54,014	0:20,871	0:16,817	0:16,326	0:53,078	0:20,327	0:16,534	0:16,217	0:54,701	0:21,299	0:17,448	0:15,954
Runde 18																






DEUTSCHE KART-MEISTERSCHAFT

Round 1: 12 - 14 / 04 / 2019

SOUTH GARDA - LONATO (ITA)

DMSB

DMSB RegNr 97-19

R 15 DSKM (KZ2) Race 1

Die schnellsten Zeiten

Ort	Nr. Fahrername	Zeit	Streckenl.	Ø Speed
Ziel	260 Rosati, Fabrizio	0:49,586	1200 m	87,1 km/h
Sektion 1	260 Rosati, Fabrizio	0:19,333	531 m	98,9 km/h
Sektion 2	260 Rosati, Fabrizio	0:15,420	390 m	91,1 km/h
Sektion 3	260 Rosati, Fabrizio	0:14,393	279 m	69,8 km/h

	Smr.226 Netiowski,Daniel CZE GREGOR KART S.R.O.	Smr.231 Millel, Noah SWE JP Racing	Smr.259 Sjokvist,Isak SWE Energy Corse srl	Smr.206 Weber,Stefan DEU Kartshop Amping	Smr.277 Javurek,Dominik CZE JOKA RACING
	theoretisch mögliche Bestzeit 0:53,217	theoretisch mögliche Bestzeit 0:51,682	theoretisch mögliche Bestzeit 0:53,975	theoretisch mögliche Bestzeit 0:53,938	theoretisch mögliche Bestzeit 0:53,804
best	Ziel Sektion 1 Sektion 2 Sektion 3 0:53,425 0:20,793 0:16,793 0:15,631	Ziel Sektion 1 Sektion 2 Sektion 3 0:51,782 0:20,089 0:16,349 0:15,244	Ziel Sektion 1 Sektion 2 Sektion 3 0:54,112 0:20,897 0:17,052 0:16,026	Ziel Sektion 1 Sektion 2 Sektion 3 0:54,216 0:20,843 0:17,152 0:15,943	Ziel Sektion 1 Sektion 2 Sektion 3 0:53,930 0:20,759 0:17,179 0:15,866
Runde 1	0:59,432 0:23,548 0:18,103 0:17,781	0:55,526 0:22,730 0:17,182 0:15,614	1:01,046 0:23,965 0:19,397 0:17,684	1:00,151 0:23,729 0:18,704 0:17,718	0:59,913 0:24,019 0:18,472 0:17,422
Runde 2	0:57,244 0:22,206 0:17,858 0:17,180	0:53,871 0:20,934 0:17,183 0:15,754	0:56,878 0:22,187 0:17,792 0:16,899	0:57,403 0:22,254 0:17,802 0:17,347	0:56,648 0:22,287 0:17,955 0:16,406
Runde 3	0:56,581 0:21,898 0:18,295 0:16,388	0:53,604 0:20,935 0:17,099 0:15,570	0:57,199 0:22,122 0:17,923 0:17,154	0:56,520 0:21,727 0:17,979 0:16,814	0:56,129 0:21,699 0:17,716 0:16,714
Runde 4	0:56,643 0:22,184 0:18,034 0:16,425	0:53,444 0:20,787 0:17,067 0:15,590	0:56,109 0:21,933 0:17,711 0:16,465	0:56,144 0:21,846 0:17,924 0:16,374	0:56,162 0:21,675 0:17,463 0:17,024
Runde 5	0:56,804 0:21,729 0:17,809 0:17,266	0:53,443 0:20,786 0:16,805 0:15,852	0:56,166 0:21,769 0:17,648 0:16,749	0:55,965 0:21,935 0:17,628 0:16,402	0:56,074 0:21,833 0:17,823 0:16,418
Runde 6	0:55,860 0:21,611 0:17,853 0:16,396	0:52,837 0:20,603 0:16,741 0:15,493	0:55,884 0:21,603 0:17,645 0:16,636	0:55,730 0:21,661 0:17,594 0:16,475	0:54,372 0:20,936 0:17,472 0:15,964
Runde 7	0:55,559 0:22,348 0:17,275 0:15,936	0:53,317 0:21,139 0:16,730 0:15,448	0:55,706 0:22,030 0:17,399 0:16,277	0:56,002 0:22,166 0:17,418 0:16,418	0:53,930 0:20,885 0:17,179 0:15,866
Runde 8	0:54,819 0:21,365 0:17,276 0:16,178	0:52,595 0:20,468 0:16,655 0:15,472	0:54,639 0:21,409 0:17,204 0:16,026	0:54,885 0:21,575 0:17,184 0:16,126	0:54,366 0:20,759 0:17,721 0:15,886
Runde 9	0:54,815 0:21,340 0:17,087 0:16,388	0:52,320 0:20,381 0:16,525 0:15,414	0:54,710 0:21,443 0:17,052 0:16,215	0:54,273 0:21,147 0:17,152 0:15,974	0:55,337 0:21,541 0:17,724 0:16,072
Runde 10	0:54,092 0:20,967 0:17,140 0:15,985	0:52,314 0:20,266 0:16,486 0:15,562	0:54,229 0:21,035 0:17,097 0:16,097	0:54,216 0:21,080 0:17,193 0:15,943	
Runde 11	0:55,429 0:21,305 0:17,619 0:16,505	0:51,902 0:20,209 0:16,401 0:15,292	0:54,112 0:20,897 0:17,103 0:16,112	0:54,340 0:20,843 0:17,384 0:16,113	
Runde 12	0:53,425 0:21,001 0:16,793 0:15,631	0:51,782 0:20,189 0:16,349 0:15,244			
Runde 13	0:53,642 0:20,793 0:16,921 0:15,928	0:20,089			
Runde 14					






DEUTSCHE KART-MEISTERSCHAFT

Round 1: 12 - 14 / 04 / 2019

SOUTH GARDA - LONATO (ITA)

DMSB

DMSB RegNr 97-19

R 15 DSKM (K22) Race 1

Die schnellsten Zeiten

Ort	Nr. Fahrername	Zeit	Streckenl.	Ø Speed
Ziel	260 Rosati, Fabrizio	0:49,586	1200 m	87,1 km/h
Sektion 1	260 Rosati, Fabrizio	0:19,333	531 m	98,9 km/h
Sektion 2	260 Rosati, Fabrizio	0:15,420	390 m	91,1 km/h
Sektion 3	260 Rosati, Fabrizio	0:14,393	279 m	69,8 km/h

	Smr.219 Sjöberg, Jesper SWE CRG Holland	Smr.225 Talas, Jakub CZE JOKA RACING	Smr.234 Longhi, Riccardo ITA BIREL ART RACING KSW	
	theoretisch mögliche Bestzeit 0:53,927	theoretisch mögliche Bestzeit 0:53,512	theoretisch mögliche Bestzeit 0:53,311	
best	Ziel Sektion 1 Sektion 2 Sektion 3 0:53,934 0:20,918 0:17,224 0:15,785	Ziel Sektion 1 Sektion 2 Sektion 3 0:53,694 0:20,704 0:17,108 0:15,700	Ziel Sektion 1 Sektion 2 Sektion 3 0:53,860 0:20,933 0:16,860 0:15,518	Ziel Sektion 1 Sektion 2 Sektion 3
Runde 1	0:58,589 0:23,083 0:18,053 0:17,453	0:59,788 0:23,634 0:18,400 0:17,754	0:54,696 0:22,318 0:16,860 0:15,518	
Runde 2	0:56,832 0:22,737 0:17,364 0:16,731	0:57,701 0:22,069 0:17,922 0:17,710	0:53,860 0:20,933 0:17,131 0:15,796	
Runde 3	0:55,855 0:22,072 0:17,382 0:16,401	0:55,669 0:21,578 0:17,731 0:16,360	0:54,820 0:21,401 0:17,231 0:16,188	
Runde 4	0:56,517 0:21,232 0:18,197 0:17,088	0:55,889 0:21,454 0:17,274 0:17,161	1:14,153 0:21,720 0:31,491 0:20,942	
Runde 5	0:55,721 0:21,751 0:17,487 0:16,483	0:55,463 0:21,300 0:18,074 0:16,089		
Runde 6	0:54,383 0:21,213 0:17,250 0:15,920	0:53,813 0:20,889 0:17,224 0:15,700		
Runde 7	0:53,934 0:20,918 0:17,224 0:15,792	0:53,694 0:20,704 0:17,108 0:15,882		
Runde 8	0:54,925 0:21,614 0:17,526 0:15,785	0:21,323		
Runde 9				

Warm Up DKM (OK)

Strecke / track: 1200m

started: 33 classified: 33 not classified: 0

Pos	Stf. Nr.	Fahrer Driver	Nation	Bewerber/Sponsor	Nation	Lizenz R-Lizenz	Chassis/Motor/Reifen	Runden Laps	Differenz	Abstand Gap	beste Runde best Lap	in N. in L.	o. Geschw. e Speed
1	38	FRIIS, Julie		TK Racing		41614 52208	FA Kart / TM / Vega	8			0:48,044	8	89,9 km/h
2	1	THOMPSON, Harry		Ricky Flynn Motorsport		265302 162392	FA Kart / Vortex / Vega	6	0:00,021	0:00,021	0:48,065	6	89,9 km/h
3	4	HAVERKORT, Kas		CRG Keijzer racing		36154 28613	CRG / TM / Vega	10	0:00,251	0:00,230	0:48,295	10	89,5 km/h
4	53	SIZOV, Aleksey		TB Racing Team		19519 KBF1116906	KR / IAME / Vega	9	0:00,305	0:00,054	0:48,349	9	89,4 km/h
5	17	FÜNGELING, Luke Brand		Valier Motorsport		IKC1136804 KBF1063735	SODI / IAME / Vega	10	0:00,308	0:00,003	0:48,352	10	89,3 km/h
6	36	ANDERRÜTI, Leandro		Lanari Racing Team		500212 KBF1159049	Kart Republic / IAME / Vega	10	0:00,376	0:00,068	0:48,420	10	89,2 km/h
7	60	PAUWELS, Kobe		CV Performance Group		910064 KBF1141781	KR / IAME / Vega	9	0:00,415	0:00,039	0:48,459	9	89,1 km/h
8	14	DÖRR, Ben		TB Racing Team		IKCR1162845 KBF1116906	KR / IAME / Vega	10	0:00,464	0:00,049	0:48,508	10	89,1 km/h
9	46	KIKKENBORG, Frederik		KSB Racing Team		37460 00436642262490	Kosmic / Vortex / Vega	10	0:00,497	0:00,033	0:48,541	10	89,0 km/h
10	13	TAUSCHER, Alexander		Junior TEAM75		IKC1162751 KBF1154079	Kart Republic / IAME / Vega	10	0:00,544	0:00,047	0:48,588	10	88,9 km/h
11	8	LIWINSKI, David		BIREL ART RACING KSW		35786 BK102	Birel Art / IAME / Vega	10	0:00,596	0:00,052	0:48,640	10	88,8 km/h
12	11	MESCH, Joel		TB Racing Team		IKC1179312 KBF1116906	KR / IAME / Vega	8	0:00,598	0:00,002	0:48,642	8	88,8 km/h
13	21	VAN VARK, Lars		TB Racing Team		36980 KBF1116906	KR / IAME / Vega	10	0:00,603	0:00,005	0:48,647	10	88,8 km/h
14	18	ROSAM, Max		TR Motorsport		IKC1162238 KBF1080519	Jesolo / TM / Vega	10	0:00,951	0:00,348	0:48,995	10	88,2 km/h
15	28	O' DEY, Levi		RS Schumacher Racing Team		IKC1164486 KBF1067587	Praga / IAME / Vega	9	0:01,059	0:00,108	0:49,103	9	88,0 km/h
16	15	BÖNIGHAUSEN, Colin Ja		TB Racing Team		IKCR1179397 KBF1116906	KR / IAME / Vega	10	0:01,104	0:00,045	0:49,148	10	87,9 km/h
17	44	PEDERSEN, Nicolai		KSB Racing Team		65102 BK002	Kosmic / Vortex / Vega	10	0:01,155	0:00,051	0:49,199	10	87,8 km/h
18	10	RIED, Jonas		Salgat Motorsport		IKC11167350 KBF1079882	Birel Art / TM / Vega	8	0:01,180	0:00,025	0:49,224	8	87,8 km/h
19	27	BORN, Miklas Basil		Innovate Competition		505145 500033	Exprit / Vortex / Vega	9	0:01,303	0:00,123	0:49,347	9	87,5 km/h
20	6	HANTKE, Nico		3G Racing		IKC1145936 KBF1164077	Tony Kart / IAME / Vega	7	0:01,472	0:00,169	0:49,516	7	87,2 km/h
21	37	DEGNBOL, Noah		RS Competition		65659 36053	Tony Kart / Vortex / Vega	6	0:01,632	0:00,160	0:49,676	6	87,0 km/h
22	48	KRAMER, Pablo		RL-Competition.com		IKC1151456 KBF1132168	CRG / TM / Vega	9	0:01,833	0:00,201	0:49,877	9	86,6 km/h
23	43	WISKIRCHEN, Moritz		TB Racing Team		IKC1173298 KBF1116906	KR / IAME / Vega	9	0:02,639	0:00,806	0:50,683	9	85,2 km/h
24	77	TRAMNITZ, Tim		Kartshop Amping		IKCR1161254 KBF1108764	Tony Kart / TM / Vega	9	0:02,699	0:00,060	0:50,743	9	85,1 km/h
25	45	KELSTRUP, Georg		TK Racing		200407023051 52208	FA Kart / TM / Vega	7	0:06,032	0:03,333	0:54,076	6	79,9 km/h
26	62	TRÄGER, Daniel		Speedsupply		52507 61513	Haase / IAME / Vega	6	0:09,379	0:03,347	0:57,423	4	75,2 km/h
27	99	BUUS, Bastian		RS Competition		59991 36053	Tony Kart / Vortex / Vega	4	0:09,790	0:00,411	0:57,834	4	74,7 km/h
28	20	ÖGAARD, Sebastian		Ward Racing		55995 102	Tony Kart / Vortex / Vega	5	0:12,517	0:02,727	1:00,561	5	71,3 km/h
29	19	HALLÉN FELLENIUS, Maj		Ward Racing		20020728164 102	Tony Kart / Vortex / Vega	2	0:12,769	0:00,252	1:00,813	1	71,0 km/h
30	84	TRAVISANUTTO, Lorenzc		CV Performance Group		297876 1141781	KR / IAME / Vega	2	0:12,830	0:00,061	1:00,874	1	71,0 km/h
31	30	HOLZEM, Juliano		Lanari Racing Team		IKC1195324 KBF1159049	Kart Republic / Parilla / Vega	1	0:14,200	0:01,370	1:02,244	1	69,4 km/h
32	2	SASSE, Hugo		TB Racing Team		IKC1147248 KBF1116906	Kart Republic / IAME / Vega	1	0:16,185	0:01,985	1:04,229	1	67,3 km/h
33	34	ARNOLD, Felix		TB Racing Team		IKAI138542 KBF1116906	KR / IAME / Vega	1	0:19,014	0:02,829	1:07,058	1	64,4 km/h

Rennleitung: Pasquale Lupoli Racedirektor: Horst Seidel

Sportkommissare: Nikolas Spaderna / Ulrich Bell / Paola Acerbi

Techn. Kommissare: Hans-Jürgen Dangers / M. Grasshoff / C. Schmidt

Zeitnahme: KART-DATA timing service Franz Schieszler






DEUTSCHE KART-MEISTERSCHAFT

Round 1: 12 - 14 / 04 / 2019

SOUTH GARDA - LONATO (ITA)



DMSB RegNr 97-19

Warm Up DKM (OK)

Fahrername Driver	Friis Julie	Thompson Harry	Haverkort Kas	Sizov Alekey	Füngeling Luke Brandon	Anderrüti Leandro	Pauwels Kobe	Dörr Ben	Kikkenborg Frederik	Tauscher Alexander	Liwinski David	Mesch Joel
schnellste Runde in Runde	0:48,044 Rn. 8	0:48,065 Rn. 6	0:48,295 Rn. 10	0:48,349 Rn. 9	0:48,352 Rn. 10	0:48,420 Rn. 10	0:48,459 Rn. 9	0:48,508 Rn. 10	0:48,541 Rn. 10	0:48,588 Rn. 10	0:48,640 Rn. 10	0:48,642 Rn. 8
Speed	89,9 km/h	89,9 km/h	89,5 km/h	89,4 km/h	89,3 km/h	89,2 km/h	89,1 km/h	89,1 km/h	89,0 km/h	88,9 km/h	88,8 km/h	88,8 km/h
Lap 1	1:00,364	0:58,067	1:04,060	1:02,642	1:01,205	1:00,146	1:03,917	1:02,039	1:01,914	1:01,688	1:05,573	1:07,694
Lap 2	1:10,218	5:34,413	1:10,224	1:10,842	1:08,134	1:09,567	1:08,995	1:08,638	1:07,124	1:09,214	1:07,518	1:11,624
Lap 3	2:51,602	0:50,736	1:05,268	2:20,645	1:05,658	1:04,115	2:13,826	1:07,687	1:03,587	1:07,012	1:02,414	2:26,189
Lap 4	0:53,765	0:49,728	0:58,784	0:55,917	1:01,806	0:59,187	0:55,544	0:59,790	0:59,106	0:59,070	0:57,275	0:57,863
Lap 5	0:52,420	0:48,866	0:55,482	0:53,581	0:57,033	0:54,515	0:52,624	0:56,293	0:56,841	0:56,691	0:55,534	0:53,795
Lap 6	0:50,626	<u>0:48,065</u>	0:55,238	0:51,764	0:55,842	0:53,416	0:50,532	0:54,836	0:54,152	0:53,332	0:52,505	0:50,921
Lap 7	0:49,438		0:51,387	0:52,493	0:52,542	0:51,492	0:52,140	0:52,629	0:52,242	0:51,494	0:53,176	0:49,644
Lap 8	<u>0:48,044</u>		0:50,179	0:49,580	0:50,968	0:50,966	0:49,789	0:50,462	0:50,940	0:50,811	0:50,951	<u>0:48,642</u>
Lap 9			0:48,985	<u>0:48,349</u>	0:50,048	0:49,426	<u>0:48,459</u>	0:49,593	0:49,128	0:50,061	0:49,911	
Lap 10			<u>0:48,295</u>		<u>0:48,352</u>	<u>0:48,420</u>		<u>0:48,508</u>	<u>0:48,541</u>	<u>0:48,588</u>	<u>0:48,640</u>	






DEUTSCHE KART-MEISTERSCHAFT

Round 1: 12 - 14 / 04 / 2019

SOUTH GARDA - LONATO (ITA)

DMSB

DMSB RegNr 97-19

Warm Up DKM (OK)

Fahrername Driver	Van Vark Lars	Rosam Max	O´dey Levi	Bönighausen Colin Jamie	Pedersen Nicolai	Ried Jonas	Born Miklas Basil	Hantke Nico	Degnbol Noah	Kramer Pablo	Wiskirchen Moritz	Tramnitz Tim
schnellste Runde in Runde	0:48,647 Rn. 10	0:48,995 Rn. 10	0:49,103 Rn. 9	0:49,148 Rn. 10	0:49,199 Rn. 10	0:49,224 Rn. 8	0:49,347 Rn. 9	0:49,516 Rn. 7	0:49,676 Rn. 6	0:49,877 Rn. 9	0:50,683 Rn. 9	0:50,743 Rn. 9
Speed	88,8 km/h	88,2 km/h	88,0 km/h	87,9 km/h	87,8 km/h	87,8 km/h	87,5 km/h	87,2 km/h	87,0 km/h	86,6 km/h	85,2 km/h	85,1 km/h
Lap 1	0:59,530	1:03,742	1:01,326	1:01,572	1:02,390	1:00,335	1:01,888	1:01,536	1:06,641	1:02,726	1:03,479	1:08,589
Lap 2	1:08,469	1:09,158	1:11,537	1:13,263	1:08,975	1:08,173	1:11,249	3:46,558	4:53,371	1:10,840	1:10,296	1:10,733
Lap 3	1:03,982	1:04,367	1:39,057	1:06,778	1:06,190	3:03,691	1:07,215	0:55,978	0:55,828	2:04,902	2:01,730	1:04,852
Lap 4	0:58,812	0:59,050	0:59,139	1:01,079	1:01,220	0:58,342	1:43,788	0:55,312	0:51,785	1:00,534	0:58,915	0:59,579
Lap 5	0:57,075	0:55,945	0:56,217	1:00,266	0:55,911	0:55,422	0:58,708	1:29,400	0:50,626	0:57,102	0:56,237	0:56,258
Lap 6	0:53,452	0:54,402	0:53,879	0:54,548	0:54,425	0:52,685	1:20,770	0:51,049	<u>0:49,676</u>	0:53,877	0:54,108	0:52,579
Lap 7	0:52,012	0:52,330	0:52,899	0:53,064	0:52,006	0:50,391	0:53,809	<u>0:49,516</u>		0:52,372	0:53,035	0:53,865
Lap 8	0:51,019	0:53,535	0:50,346	0:52,719	0:51,619	<u>0:49,224</u>	0:50,917			0:50,606	0:51,021	0:50,802
Lap 9	0:50,249	0:50,743	<u>0:49,103</u>	0:49,779	0:49,605		<u>0:49,347</u>			<u>0:49,877</u>		
Lap 10	<u>0:48,647</u>	<u>0:48,995</u>		<u>0:49,148</u>	<u>0:49,199</u>						<u>0:50,683</u>	<u>0:50,743</u>



DKM



DEUTSCHE KART-MEISTERSCHAFT




Round 1: 12 - 14 / 04 / 2019

SOUTH GARDA - LONATO (ITA)



DMSB RegNr 97-19

Warm Up DKM (OK)

Fahrername Driver	Kelstrup Georg	Träger Daniel	Buus Bastian	Ögaard Sebastian	Hallén Fellenius Maja	Travisanuffo Lorenzo	Holzem Juliano	Sasse Hugo	Arnold Felix
schnellste Runde in Runde	0:54,076 Rn. 6	0:57,423 Rn. 4	0:57,834 Rn. 4	1:00,561 Rn. 5	1:00,813 Rn. 1	1:00,874 Rn. 1	1:02,244 Rn. 1	1:04,229 Rn. 1	1:07,058 Rn. 1
Speed	79,9 km/h	75,2 km/h	74,7 km/h	71,3 km/h	71,0 km/h	71,0 km/h	69,4 km/h	67,3 km/h	64,4 km/h
Lap 1	2:44,287	1:06,485	1:06,327	1:08,612	1:00,813	1:00,874	1:02,244	1:04,229	1:07,058
Lap 2	0:57,988	2:15,714	1:06,652	1:14,080	1:11,030	1:09,912			
Lap 3	0:55,229	0:58,324	1:03,438	1:08,069					
Lap 4	0:54,907	0:57,423	0:57,834	1:02,999					
Lap 5	0:54,123	0:57,890		1:00,561					
Lap 6	0:54,076	0:57,779							
Lap 7	0:54,750								
Lap 8									
Lap 9									
Lap 10									



DMSB RegNr: 97-19

Warm Up DKM (OK)

Ziel		Sektion 1		Sektion 2		Sektion 3	
Fahrername	Zeit	Fahrername	Zeit	Fahrername	Zeit	Fahrername	Zeit
1 38 Friis,Julie	0:48,044	1 Thompson,Harry	0:18,814	17 Füngeling,Luke Brandon	0:14,716	1 Thompson,Harry	0:14,311
2 1 Thompson,Harry	0:48,065	53 Sizov,Aleksey	0:18,924	4 Haverkort,Kas	0:14,734	38 Friis,Julie	0:14,331
3 4 Haverkort,Kas	0:48,295	38 Friis,Julie	0:18,928	38 Friis,Julie	0:14,785	60 Pauwels,Kobe	0:14,426
4 53 Sizov,Aleksey	0:48,349	46 Kikkenborg,Frederik	0:18,938	53 Sizov,Aleksey	0:14,800	13 Tauscher,Alexander	0:14,464
5 17 Füngeling,Luke Brandon	0:48,352	14 Dörr,Ben	0:18,946	60 Pauwels,Kobe	0:14,826	36 Anderrüti,Leandro	0:14,501
6 36 Anderrüti,Leandro	0:48,420	4 Haverkort,Kas	0:18,987	21 Van Vark,Lars	0:14,865	8 Liwinski,David	0:14,518
7 60 Pauwels,Kobe	0:48,459	11 Mesch,Joel	0:19,039	36 Anderrüti,Leandro	0:14,867	46 Kikkenborg,Frederik	0:14,538
8 14 Dörr,Ben	0:48,508	36 Anderrüti,Leandro	0:19,052	1 Thompson,Harry	0:14,940	4 Haverkort,Kas	0:14,574
9 46 Kikkenborg,Frederik	0:48,541	17 Füngeling,Luke Brandon	0:19,055	14 Dörr,Ben	0:14,941	17 Füngeling,Luke Brandon	0:14,581
10 13 Tauscher,Alexander	0:48,588	21 Van Vark,Lars	0:19,073	13 Tauscher,Alexander	0:14,969	10 Ried,Jonas	0:14,584
11 8 Liwinski,David	0:48,640	8 Liwinski,David	0:19,082	11 Mesch,Joel	0:15,001	11 Mesch,Joel	0:14,602
12 11 Mesch,Joel	0:48,642	6 Hantke,Nico	0:19,127	8 Liwinski,David	0:15,040	14 Dörr,Ben	0:14,621
13 21 Van Vark,Lars	0:48,647	13 Tauscher,Alexander	0:19,155	18 Rosam,Max	0:15,060	53 Sizov,Aleksey	0:14,625
14 18 Rosam,Max	0:48,995	44 Pedersen,Nicolai	0:19,180	46 Kikkenborg,Frederik	0:15,065	44 Pedersen,Nicolai	0:14,632
15 28 O`dey,Levi	0:49,103	15 Bönighausen,Colin Jamie	0:19,191	15 Bönighausen,Colin Jamie	0:15,098	28 O`dey,Levi	0:14,637
16 15 Bönighausen,Colin Jamie	0:49,148	60 Pauwels,Kobe	0:19,207	27 Born,Miklas Basil	0:15,110	18 Rosam,Max	0:14,666
17 44 Pedersen,Nicolai	0:49,199	28 O`dey,Levi	0:19,250	10 Ried,Jonas	0:15,182	21 Van Vark,Lars	0:14,709
18 10 Ried,Jonas	0:49,224	18 Rosam,Max	0:19,269	28 O`dey,Levi	0:15,216	6 Hantke,Nico	0:14,809
19 27 Born,Miklas Basil	0:49,347	27 Born,Miklas Basil	0:19,297	43 Wiskirchen,Moritz	0:15,303	15 Bönighausen,Colin Jamie	0:14,859
20 6 Hantke,Nico	0:49,516	37 Degnbol,Noah	0:19,368	44 Pedersen,Nicolai	0:15,387	43 Wiskirchen,Moritz	0:14,867
21 37 Degnbol,Noah	0:49,676	77 Tramnitz,Tim	0:19,430	37 Degnbol,Noah	0:15,405	37 Degnbol,Noah	0:14,903
22 48 Kramer,Pablo	0:49,877	48 Kramer,Pablo	0:19,435	48 Kramer,Pablo	0:15,513	48 Kramer,Pablo	0:14,929
23 43 Wiskirchen,Moritz	0:50,683	10 Ried,Jonas	0:19,458	77 Tramnitz,Tim	0:15,574	27 Born,Miklas Basil	0:14,940
24 77 Tramnitz,Tim	0:50,743	43 Wiskirchen,Moritz	0:19,589	6 Hantke,Nico	0:15,580	77 Tramnitz,Tim	0:15,206
25 45 Kelstrup,Georg	0:54,076	45 Kelstrup,Georg	0:20,934	45 Kelstrup,Georg	0:16,526	45 Kelstrup,Georg	0:15,664
26 62 Träger,Daniel	0:57,423	19 Hallén Fellenius,Maja	0:22,332	99 Buus,Bastian	0:17,637	62 Träger,Daniel	0:17,165
27 99 Buus,Bastian	0:57,834	62 Träger,Daniel	0:22,385	62 Träger,Daniel	0:17,808	20 Ögaard,Sebastian	0:17,300
28 20 Ögaard,Sebastian	1:00,561	99 Buus,Bastian	0:22,628	84 Travisanutto,Lorenzo	0:17,897	99 Buus,Bastian	0:17,569
29 19 Hallén Fellenius,Maja	1:00,813	30 Holzem,Juliano	0:23,188	19 Hallén Fellenius,Maja	0:18,011	84 Travisanutto,Lorenzo	0:19,105
30 84 Travisanutto,Lorenzo	1:00,874	2 Sasse,Hugo	0:23,243	30 Holzem,Juliano	0:18,339	2 Sasse,Hugo	0:19,995
31 30 Holzem,Juliano	1:02,244	84 Travisanutto,Lorenzo	0:23,872	20 Ögaard,Sebastian	0:19,387	19 Hallén Fellenius,Maja	0:20,470
32 2 Sasse,Hugo	1:04,229	20 Ögaard,Sebastian	0:23,874	2 Sasse,Hugo	0:20,991	30 Holzem,Juliano	0:20,717
33 34 Arnold,Felix	1:07,058	34 Arnold,Felix	0:24,614	34 Arnold,Felix	0:21,517	34 Arnold,Felix	0:20,927






Round 1: 12 - 14 / 04 / 2019

SOUTH GARDA - LONATO (ITA)



DEUTSCHE KART-MEISTERSCHAFT

DMSB RegNr 97-19

Warm Up DKM (OK)

Die schnellsten Zeiten

Ort	Nr. Fahrername	Zeit	Streckenl.	Ø Speed
Ziel	38 Frits,Julie	0:48,044	1200 m	89,9 km/h
Sektion 1	1 Thompson,Harry	0:18,814	531 m	101,6 km/h
Sektion 2	17 Füngeling,Luke Brandon	0:14,716	390 m	95,4 km/h
Sektion 3	1 Thompson,Harry	0:14,311	279 m	70,2 km/h

	Smr.38 Frits,Julie DNK TK Racing	Smr.1 Thompson,Harry GBR Ricky Flynn Motorsport	Smr.4 Haverkort,Kas NLD CRG Keizer racing	Smr.53 Sizov,Aleksey RUS TB Racing Team	Smr.17 Füngeling,Luke Brandon DEU Valier Motorsport
	theoretisch mögliche Bestzeit 0:48,044	theoretisch mögliche Bestzeit 0:48,065	theoretisch mögliche Bestzeit 0:48,295	theoretisch mögliche Bestzeit 0:48,349	theoretisch mögliche Bestzeit 0:48,352
best	Ziel Sektion 1 Sektion 2 Sektion 3 0:48,044 0:18,928 0:14,785 0:14,331	Ziel Sektion 1 Sektion 2 Sektion 3 0:48,065 0:18,814 0:14,940 0:14,311	Ziel Sektion 1 Sektion 2 Sektion 3 0:48,295 0:18,987 0:14,734 0:14,574	Ziel Sektion 1 Sektion 2 Sektion 3 0:48,349 0:18,924 0:14,800 0:14,625	Ziel Sektion 1 Sektion 2 Sektion 3 0:48,352 0:19,055 0:14,716 0:14,581
Runde 1	1:00,364 0:20,997 0:18,966 0:20,401	0:58,067 0:20,596 0:17,730 0:19,741	1:04,060 0:24,453 0:19,170 0:20,437	1:02,642 0:23,158 0:18,947 0:20,537	1:01,205 0:23,898 0:18,024 0:19,283
Runde 2	1:10,218 0:26,984 0:21,888 0:21,346	5:34,413 0:01,317 0:17,363 0:15,733	1:10,224 0:28,129 0:21,632 0:20,463	1:10,842 0:27,356 0:22,256 0:21,230	1:08,134 0:24,609 0:21,569 0:21,956
Runde 3	2:51,602 2:16,214 0:18,527 0:16,861	0:50,736 0:19,880 0:15,415 0:15,441	1:05,268 0:25,549 0:20,200 0:19,519	2:20,645 1:43,343 0:19,581 0:17,721	1:05,658 0:24,913 0:20,715 0:20,030
Runde 4	0:53,765 0:21,120 0:16,964 0:15,681	0:49,728 0:19,329 0:15,185 0:15,214	0:58,784 0:23,125 0:18,200 0:17,459	0:55,917 0:21,994 0:17,383 0:16,540	1:01,806 0:23,586 0:19,518 0:18,702
Runde 5	0:52,420 0:20,608 0:16,316 0:15,496	0:48,866 0:19,124 0:14,978 0:14,764	0:55,482 0:21,838 0:17,189 0:16,455	0:53,581 0:20,756 0:16,844 0:15,981	0:57,033 0:22,512 0:17,645 0:16,876
Runde 6	0:50,626 0:19,925 0:15,485 0:15,216	0:48,065 0:18,814 0:14,940 0:14,311	0:55,238 0:21,734 0:17,121 0:16,383	0:51,764 0:19,853 0:16,058 0:15,853	0:55,842 0:22,024 0:17,277 0:16,541
Runde 7	0:49,438 0:19,549 0:15,174 0:14,715		0:51,387 0:20,255 0:15,938 0:15,194	0:52,493 0:20,112 0:16,245 0:16,136	0:52,542 0:20,849 0:16,288 0:15,405
Runde 8	0:48,044 0:18,928 0:14,785 0:14,331		0:50,179 0:19,612 0:15,343 0:15,224	0:49,580 0:19,598 0:14,956 0:15,026	0:50,968 0:19,778 0:15,573 0:15,617
Runde 9			0:48,985 0:19,179 0:14,903 0:14,903	0:48,349 0:18,924 0:14,800 0:14,625	0:50,048 0:19,691 0:15,399 0:14,958
Runde 10			0:48,295 0:18,987 0:14,734 0:14,574		0:48,352 0:19,055 0:14,716 0:14,581







Round 1: 12 - 14 / 04 / 2019

SOUTH GARDA - LONATO (ITA)

DEUTSCHE KART-MEISTERSCHAFT

DMSB RegNr 97-19

Warm Up DKM (OK)

Die schnellsten Zeiten

Ort	Nr. Fahrername	Zeit	Streckenl.	Ø Speed
Ziel	38 Frits,Julie	0:48,044	1200 m	89,9 km/h
Sektion 1	1 Thompson,Harry	0:18,814	531 m	101,6 km/h
Sektion 2	17 Füngelng,Luke Brandon	0:14,716	390 m	95,4 km/h
Sektion 3	1 Thompson,Harry	0:14,311	279 m	70,2 km/h

	Smr.36 Anderrüti,Leandro CHE Lanari Racing Team theoretisch mögliche Bestzeit 0:48,420 Ziel Sektion 1 Sektion 2 Sektion 3	Smr.60 Pauwels,Kobe BEL CV Performance Group theoretisch mögliche Bestzeit 0:48,459 Ziel Sektion 1 Sektion 2 Sektion 3	Smr.14 Dörr,Ben DEU TB Racing Team theoretisch mögliche Bestzeit 0:48,508 Ziel Sektion 1 Sektion 2 Sektion 3	Smr.46 Kikkenborg,Frederik DNK KSB Racing Team theoretisch mögliche Bestzeit 0:48,541 Ziel Sektion 1 Sektion 2 Sektion 3	Smr.13 Tauscher,Alexander DEU Junior TEAM75 theoretisch mögliche Bestzeit 0:48,588 Ziel Sektion 1 Sektion 2 Sektion 3
best	0:48,420 0:19,052 0:14,867 0:14,501	0:48,459 0:19,207 0:14,826 0:14,426	0:48,508 0:18,946 0:14,941 0:14,621	0:48,541 0:18,938 0:15,065 0:14,538	0:48,588 0:19,155 0:14,969 0:14,464
Runde 1	1:00,146 0:21,333 0:17,897 0:20,916	1:03,917 0:22,354 0:20,806 0:20,757	1:02,039 0:23,630 0:18,174 0:20,235	1:01,914 0:22,352 0:19,124 0:20,438	1:01,688 0:23,967 0:18,096 0:19,625
Runde 2	1:09,567 0:27,776 0:20,648 0:21,143	1:08,995 0:26,296 0:21,707 0:20,992	1:08,638 0:26,001 0:21,499 0:21,138	1:07,124 0:25,369 0:20,599 0:21,156	1:09,214 0:25,666 0:22,214 0:21,334
Runde 3	1:04,115 0:24,763 0:19,680 0:19,672	2:13,826 1:35,211 0:19,806 0:18,809	1:07,687 0:26,500 0:20,903 0:20,284	1:03,587 0:24,919 0:19,474 0:19,194	1:07,012 0:26,529 0:20,525 0:19,958
Runde 4	0:59,187 0:23,971 0:17,644 0:17,572	0:55,544 0:22,228 0:16,932 0:16,384	0:59,790 0:23,414 0:18,585 0:17,791	0:59,106 0:23,363 0:18,372 0:17,371	0:59,070 0:22,987 0:18,283 0:17,800
Runde 5	0:54,515 0:21,458 0:16,882 0:16,175	0:52,624 0:20,809 0:16,258 0:15,557	0:56,293 0:22,101 0:17,867 0:16,325	0:56,841 0:22,633 0:18,034 0:16,174	0:56,691 0:21,968 0:17,523 0:17,200
Runde 6	0:53,416 0:21,042 0:16,678 0:15,696	0:50,532 0:19,772 0:15,491 0:15,269	0:54,836 0:21,714 0:17,007 0:16,115	0:54,152 0:21,562 0:16,827 0:15,763	0:53,332 0:21,542 0:16,375 0:15,415
Runde 7	0:51,492 0:20,389 0:15,851 0:15,252	0:52,140 0:19,513 0:16,621 0:16,006	0:52,629 0:20,956 0:16,346 0:15,327	0:52,242 0:20,699 0:15,955 0:15,588	0:51,494 0:20,444 0:15,884 0:15,166
Runde 8	0:50,966 0:20,029 0:15,548 0:15,389	0:49,789 0:19,853 0:14,976 0:14,960	0:50,462 0:19,516 0:15,585 0:15,361	0:50,940 0:19,474 0:15,838 0:15,628	0:50,811 0:19,416 0:15,584 0:15,811
Runde 9	0:49,426 0:19,433 0:15,032 0:14,961	0:48,459 0:19,207 0:14,826 0:14,426	0:49,593 0:19,354 0:15,090 0:15,149	0:49,128 0:19,206 0:15,141 0:14,781	0:50,061 0:19,942 0:15,115 0:15,004
Runde 10	0:48,420 0:19,052 0:14,867 0:14,501		0:48,508 0:18,946 0:14,941 0:14,621	0:48,541 0:18,938 0:15,065 0:14,538	0:48,588 0:19,155 0:14,969 0:14,464






DEUTSCHE KART-MEISTERSCHAFT

Round 1: 12 - 14 / 04 / 2019

SOUTH GARDA - LONATO (ITA)



DMSB

DMSB RegNr 97-19

Warm Up DKM (OK)

Die schnellsten Zeiten

Ort	Nr. Fahrername	Zeit	Streckenl.	Ø Speed
Ziel	38 Frits,Julie	0:48,044	1200 m	89,9 km/h
Sektion 1	1 Thompson,Harry	0:18,814	531 m	101,6 km/h
Sektion 2	17 Füngelng,Luke Brandon	0:14,716	390 m	95,4 km/h
Sektion 3	1 Thompson,Harry	0:14,311	279 m	70,2 km/h

	Smr.8 Liwinski,David NLD BIREL ART RACING KSW	Smr.11 Mesch,Joel DEU TB Racing Team	Smr.21 Van Yarrk,Lars NLD TB Racing Team	Smr.18 Rosam,Max DEU TR Motorsport	Smr.28 O'dey,Levi DEU RS Schumacher Racing Team
best	theoretisch mögliche Bestzeit 0:48,640 Ziel Sektion 1 Sektion 2 Sektion 3 0:48,640 0:19,082 0:15,040 0:14,518	theoretisch mögliche Bestzeit 0:48,642 Ziel Sektion 1 Sektion 2 Sektion 3 0:48,642 0:19,039 0:15,001 0:14,602	theoretisch mögliche Bestzeit 0:48,647 Ziel Sektion 1 Sektion 2 Sektion 3 0:48,647 0:19,073 0:14,865 0:14,709	theoretisch mögliche Bestzeit 0:48,995 Ziel Sektion 1 Sektion 2 Sektion 3 0:48,995 0:19,269 0:15,060 0:14,666	theoretisch mögliche Bestzeit 0:49,103 Ziel Sektion 1 Sektion 2 Sektion 3 0:49,103 0:19,250 0:15,216 0:14,637
Runde 1	1:05,573 0:23,424 0:21,215 0:20,934	1:07,694 0:24,447 0:21,426 0:21,821	0:59,530 0:21,667 0:18,167 0:19,696	1:03,742 0:22,371 0:20,252 0:21,119	1:01,326 0:21,904 0:18,610 0:20,812
Runde 2	1:07,518 0:26,405 0:20,821 0:20,292	1:11,624 0:27,318 0:23,028 0:21,278	1:08,469 0:26,951 0:21,425 0:20,093	1:09,158 0:26,205 0:21,984 0:20,969	1:11,537 0:28,666 0:21,815 0:21,056
Runde 3	1:02,414 0:23,768 0:19,378 0:19,268	2:26,189 1:48,255 0:19,571 0:18,363	1:03,982 0:24,837 0:20,105 0:19,040	1:04,367 0:25,180 0:20,344 0:18,843	1:39,057 0:59,860 0:20,830 0:18,367
Runde 4	0:57,275 0:22,460 0:17,240 0:17,575	0:57,863 0:22,824 0:18,254 0:16,785	0:58,812 0:22,981 0:18,179 0:17,652	0:59,050 0:22,889 0:18,798 0:17,363	0:59,139 0:22,981 0:18,866 0:17,292
Runde 5	0:55,534 0:22,005 0:16,801 0:16,728	0:53,795 0:21,266 0:16,368 0:16,161	0:57,075 0:22,355 0:17,763 0:16,957	0:55,945 0:22,010 0:17,579 0:16,356	0:56,217 0:21,786 0:17,808 0:16,623
Runde 6	0:52,505 0:20,596 0:16,322 0:15,587	0:50,921 0:19,931 0:15,693 0:15,297	0:53,452 0:21,113 0:16,283 0:16,056	0:54,402 0:21,247 0:17,118 0:16,037	0:53,879 0:21,074 0:16,876 0:15,929
Runde 7	0:53,176 0:19,679 0:17,517 0:15,980	0:49,644 0:19,431 0:15,256 0:14,957	0:52,012 0:20,476 0:15,944 0:15,592	0:52,330 0:20,688 0:15,875 0:15,767	0:52,899 0:20,486 0:16,449 0:15,964
Runde 8	0:50,951 0:19,357 0:15,564 0:16,030	0:48,642 0:19,039 0:15,001 0:14,602	0:51,019 0:19,531 0:15,509 0:15,979	0:53,535 0:20,290 0:15,921 0:17,324	0:50,346 0:19,704 0:15,382 0:15,260
Runde 9	0:49,911 0:19,452 0:15,354 0:15,105		0:50,249 0:19,866 0:15,205 0:15,178	0:50,743 0:20,098 0:15,625 0:15,020	0:49,103 0:19,250 0:15,216 0:14,637
Runde 10	0:48,640 0:19,082 0:15,040 0:14,518		0:48,647 0:19,073 0:14,865 0:14,709	0:48,995 0:19,269 0:15,060 0:14,666	






DEUTSCHE KART-MEISTERSCHAFT

Round 1: 12 - 14 / 04 / 2019

SOUTH GARDA - LONATO (ITA)





DMSB RegNr 97-19

Warm Up DKM (OK)

Die schnellsten Zeiten

Ort	Nr. Fahrername	Zeit	Streckenkil.	Ø Speed
Ziel	38 Frits,Julie	0:48,044	1200 m	89,9 km/h
Sektion 1	1 Thompson,Harry	0:18,814	531 m	101,6 km/h
Sektion 2	17 Füngelng,Luke Brandon	0:14,716	390 m	95,4 km/h
Sektion 3	1 Thompson,Harry	0:14,311	279 m	70,2 km/h

	Smr.15 Bönighausen,Colin Jamie DEU TB Racing Team	Smr.44 Pedersen,Nicolai DNK KSB Racing Team	Smr.10 Ried,Jonas DEU Solgat Motorsport	Smr.27 Born,Miklas Basil CHE Innovate Competition	Smr.6 Hamtke,Nico DEU 3G Racing
best	theoretisch mögliche Bestzeit 0:49,148 Ziel Sektion 1 Sektion 2 Sektion 3 0:49,148 0:19,191 0:15,098 0:14,859	theoretisch mögliche Bestzeit 0:49,199 Ziel Sektion 1 Sektion 2 Sektion 3 0:49,199 0:19,180 0:15,387 0:14,632	theoretisch mögliche Bestzeit 0:49,224 Ziel Sektion 1 Sektion 2 Sektion 3 0:49,224 0:19,458 0:15,182 0:14,584	theoretisch mögliche Bestzeit 0:49,347 Ziel Sektion 1 Sektion 2 Sektion 3 0:49,347 0:19,297 0:15,110 0:14,940	theoretisch mögliche Bestzeit 0:49,516 Ziel Sektion 1 Sektion 2 Sektion 3 0:49,516 0:19,127 0:15,580 0:14,809
Runde 1	1:01,572 0:22,176 0:18,248 0:21,148	1:02,390 0:22,267 0:19,153 0:20,970	1:00,335 0:22,469 0:18,476 0:19,390	1:01,888 0:22,998 0:18,476 0:20,414	1:01,536 0:22,437 0:19,070 0:20,029
Runde 2	1:13,263 0:29,200 0:22,692 0:21,371	1:08,975 0:25,945 0:21,678 0:21,352	1:08,173 0:25,173 0:21,995 0:21,005	1:11,249 0:27,478 0:21,885 0:21,886	3:46,558 3:11,040 0:18,803 0:16,715
Runde 3	1:06,778 0:25,984 0:20,644 0:20,150	1:06,190 0:25,676 0:21,216 0:19,298	3:03,691 2:21,724 0:22,592 0:19,375	1:07,215 0:26,104 0:20,757 0:20,354	0:55,978 0:22,135 0:17,334 0:16,509
Runde 4	1:01,079 0:23,734 0:18,843 0:18,502	1:01,220 0:23,699 0:19,237 0:18,284	0:58,342 0:23,587 0:18,119 0:16,636	1:43,788 1:06,971 0:19,735 0:17,082	0:55,312 0:21,769 0:17,200 0:16,343
Runde 5	1:00,266 0:24,091 0:19,240 0:16,935	0:55,911 0:22,083 0:17,824 0:16,004	0:55,422 0:21,655 0:17,537 0:16,230	0:58,708 0:23,284 0:18,456 0:16,968	1:29,400 0:55,036 0:17,771 0:16,593
Runde 6	0:54,548 0:21,486 0:16,980 0:16,082	0:54,425 0:21,656 0:17,237 0:15,532	0:52,685 0:20,861 0:16,164 0:15,660	1:20,770 0:46,348 0:17,824 0:16,598	0:51,049 0:20,183 0:15,986 0:14,880
Runde 7	0:53,064 0:20,443 0:15,894 0:16,727	0:52,006 0:20,261 0:16,288 0:15,457	0:50,391 0:19,985 0:15,464 0:14,942	0:53,809 0:21,104 0:16,326 0:16,299	0:49,516 0:19,127 0:15,580 0:14,809
Runde 8	0:52,719 0:20,067 0:16,015 0:16,637	0:51,619 0:20,046 0:15,760 0:15,813	0:49,224 0:19,458 0:15,182 0:14,584	0:50,917 0:20,285 0:15,368 0:15,264	
Runde 9	0:49,779 0:19,399 0:15,353 0:15,027	0:49,605 0:19,366 0:15,509 0:14,730		0:49,347 0:19,297 0:15,110 0:14,940	
Runde 10	0:49,148 0:19,191 0:15,098 0:14,859	0:49,199 0:19,180 0:15,387 0:14,632			





DEUTSCHE KART-MEISTERSCHAFT

Round 1: 12 - 14 / 04 / 2019

SOUTH GARDA - LONATO (ITA)




DMSB RegNr 97-19

Warm Up DKM (OK)

Die schnellsten Zeiten

Ort	Nr. Fahrername	Zeit	Streckenl.	Ø Speed
Ziel	38 Frits,Julie	0:48,044	1200 m	89,9 km/h
Sektion 1	1 Thompson,Harry	0:18,814	531 m	101,6 km/h
Sektion 2	17 Füngelng,Luke Brandon	0:14,716	390 m	95,4 km/h
Sektion 3	1 Thompson,Harry	0:14,311	279 m	70,2 km/h

	Smr.37 Degnbol,Noah DNK RS Competition theoretisch mögliche Bestzeit 0:49,676	Smr.48 Kramer,Pablo DEU RL-Competition.com theoretisch mögliche Bestzeit 0:49,877	Smr.43 Wiskirchen,Moritz DEU TB Racing Team theoretisch mögliche Bestzeit 0:49,759	Smr.77 Tramnitz,Tim DEU Kartshop Ampfing theoretisch mögliche Bestzeit 0:50,210	Smr.45 Keistrup,Georg SWE TK Racing theoretisch mögliche Bestzeit 0:53,124
best	0:49,676 0:19,368 0:15,405 0:14,903	0:49,877 0:19,435 0:15,513 0:14,929	0:50,683 0:19,589 0:15,303 0:14,867	0:50,743 0:19,430 0:15,574 0:15,206	0:54,076 0:20,934 0:16,526 0:15,664
Runde 1	1:06,641 0:23,207 0:20,633 0:22,801	1:02,726 0:22,736 0:18,895 0:21,095	1:03,479 0:22,504 0:20,283 0:20,692	1:08,589 0:25,185 0:21,879 0:21,525	2:44,287 1:58,766 0:27,386 0:18,135
Runde 2	4:53,371 4:15,165 0:20,086 0:18,120	1:10,840 0:27,104 0:21,719 0:22,017	1:10,296 0:26,406 0:22,242 0:21,648	1:10,733 0:27,855 0:22,244 0:20,634	0:57,988 0:23,216 0:17,856 0:16,916
Runde 3	0:55,828 0:22,270 0:17,048 0:16,510	2:04,902 1:25,256 0:20,937 0:18,709	2:01,730 1:21,970 0:21,277 0:18,483	1:04,852 0:26,352 0:19,882 0:18,618	0:55,229 0:21,590 0:17,362 0:16,277
Runde 4	0:51,785 0:20,036 0:15,761 0:15,988	1:00,534 0:23,583 0:19,629 0:17,322	0:58,915 0:22,983 0:18,116 0:17,816	0:59,579 0:22,938 0:18,323 0:18,318	0:54,907 0:21,453 0:17,190 0:16,264
Runde 5	0:50,626 0:19,643 0:15,411 0:15,572	0:57,102 0:22,422 0:18,115 0:16,565	0:56,237 0:22,239 0:17,608 0:16,390	0:56,258 0:22,683 0:17,138 0:16,437	0:54,123 0:21,148 0:16,809 0:16,166
Runde 6	0:49,676 0:19,368 0:15,405 0:14,903	0:53,877 0:21,036 0:17,171 0:15,670	0:54,108 0:20,796 0:16,790 0:16,522	0:52,579 0:20,800 0:16,238 0:15,541	0:54,076 0:20,934 0:16,992 0:16,150
Runde 7		0:52,372 0:20,075 0:16,329 0:15,968	0:53,035 0:20,877 0:16,040 0:16,118	0:53,865 0:19,863 0:17,390 0:16,612	0:54,750 0:22,560 0:16,526 0:15,664
Runde 8		0:50,606 0:19,689 0:15,626 0:15,291	0:51,021 0:20,851 0:15,303 0:14,867	0:50,802 0:19,772 0:15,574 0:15,456	
Runde 9		0:49,877 0:19,435 0:15,513 0:14,929	0:50,683 0:19,589 0:15,878 0:15,216	0:50,743 0:19,430 0:16,107 0:15,206	
Runde 10					






DEUTSCHE KART-MEISTERSCHAFT

Round 1: 12 - 14 / 04 / 2019

SOUTH GARDA - LONATO (ITA)



DMSB

DMSB RegNr 97-19

Warm Up DKM (OK)

Die schnellsten Zeiten

Ort	Nr. Fahrername	Zeit	Streckenl.	Ø Speed
Ziel	38 Frits,Julie	0:48,044	1200 m	89,9 km/h
Sektion 1	1 Thompson,Harry	0:18,814	531 m	101,6 km/h
Sektion 2	17 Füngeling,Luke Brandon	0:14,716	390 m	95,4 km/h
Sektion 3	1 Thompson,Harry	0:14,311	279 m	70,2 km/h

	Smr.62 Träger,Daniel DNK Speedsupply	Smr.99 Buus,Bastian DNK RS Competition	Smr.20 Ogaard,Sebastian SWE Ward Racing	Smr.19 Hallén Fellenius,Maja SWE Ward Racing	Smr.84 Travanutto,Lorenzo ITA CV Performance Group
	theoretisch mögliche Bestzeit 0:57,358	theoretisch mögliche Bestzeit 0:57,834	theoretisch mögliche Bestzeit 1:00,561	theoretisch mögliche Bestzeit 1:00,813	theoretisch mögliche Bestzeit 1:00,874
best	Ziel Sektion 1 Sektion 2 Sektion 3 0:57,423 0:22,385 0:17,808 0:17,165	Ziel Sektion 1 Sektion 2 Sektion 3 0:57,834 0:22,628 0:17,637 0:17,569	Ziel Sektion 1 Sektion 2 Sektion 3 1:00,561 0:23,874 0:19,387 0:17,300	Ziel Sektion 1 Sektion 2 Sektion 3 1:00,813 0:22,332 0:18,011 0:20,470	Ziel Sektion 1 Sektion 2 Sektion 3 1:00,874 0:23,872 0:17,897 0:19,105
Runde 1	1:06,485 0:23,778 0:21,110 0:21,597	1:06,327 0:24,165 0:20,621 0:21,541	1:08,612 0:24,397 0:22,211 0:22,004	1:00,813 0:22,332 0:18,011 0:20,470	1:00,874 0:23,872 0:17,897 0:19,105
Runde 2	2:15,714 1:32,588 0:23,909 0:19,217	1:06,652 0:25,487 0:20,561 0:20,604	1:14,080 0:28,903 0:23,361 0:21,816	1:11,030 0:27,261 0:22,358 0:21,411	1:09,912 0:26,497 0:21,573 0:21,842
Runde 3	0:58,324 0:23,085 0:18,074 0:17,165	1:03,438 0:25,189 0:19,573 0:18,676	1:08,069 0:27,532 0:20,904 0:19,633	1:49,564	
Runde 4	0:57,423 0:22,385 0:17,808 0:17,230	0:57,834 0:22,628 0:17,637 0:17,569	1:02,999 0:25,085 0:19,776 0:18,138		
Runde 5	0:57,890 0:22,453 0:18,175 0:17,262		1:00,561 0:23,874 0:19,387 0:17,300		
Runde 6	0:57,779 0:22,437 0:17,934 0:17,408				
Runde 7					






DEUTSCHE KART-MEISTERSCHAFT

Round 1: 12 - 14 / 04 / 2019

SOUTH GARDA - LONATO (ITA)

DMSB

DMSB RegNr 97-19

Warm Up DKM (OK)

Die schnellsten Zeiten

Ort	Nr. Fahrername	Zeit	Streckenl.	Ø Speed
Ziel	38 Frits,Julie	0:48,044	1200 m	89,9 km/h
Sektion 1	1 Thompson,Harry	0:18,814	531 m	101,6 km/h
Sektion 2	17 Füngeling,Luke Brandon	0:14,716	390 m	95,4 km/h
Sektion 3	1 Thompson,Harry	0:14,311	279 m	70,2 km/h

	Snr.30 Holzem,Juliano DEU Lanari Racing Team	Snr.2 Sasse,Hugo DEU TB Racing Team	Snr.34 Arnold,Felix DEU TB Racing Team	
best	theoretisch mögliche Bestzeit 1:02,244 Ziel Sektion 1 Sektion 2 Sektion 3 1:02,244 0:23,188 0:18,339 0:20,717	theoretisch mögliche Bestzeit 1:04,229 Ziel Sektion 1 Sektion 2 Sektion 3 1:04,229 0:23,243 0:20,991 0:19,995	theoretisch mögliche Bestzeit 1:07,058 Ziel Sektion 1 Sektion 2 Sektion 3 1:07,058 0:24,614 0:21,517 0:20,927	Ziel Sektion 1 Sektion 2 Sektion 3
Runde 1	1:02,244 0:23,188 0:18,339 0:20,717	1:04,229 0:23,243 0:20,991 0:19,995	1:07,058 0:24,614 0:21,517 0:20,927	
Runde 2				

Ranking Heats DKM (OK)

Strecke / track: 1200m
fastest Race Lap from Daniel Träger in Heat 1 / Lap 7 in 0:46,600

Pos	Stf. Nr.	Fahrer Driver	Nation	Bewerber/Sponsor	Nation	Lizenz R-Lizenz	Chassis/Motor/Reifen	Punkte Points	Quali POS	Lauf Heat	Pos	Punkte Points	Rn. Lp	Zeit Time	schnellste Runde fastest Lap	in Runde in Lap
1	84	TRAVISANUTTO, Lorenzo	ITA	CV Performance Group	DEU	297878 1141781	KR / IAME / Vega	0	4	2 1 0	3 1 0	13	10:14,737	0:46,698	9	
2	4	HAVERTKORT, Kas	NLD	CRG Keijzer racing	NLD	36154 28613	CRG / TM / Vega	4	1	2 2 2	3 2 2	13	10:14,965	0:46,791	10	
3	2	SASSE, Hugo	DEU	TB Racing Team	DEU	IKC1147248 KBF1116906	Kart Republic / IAME / Vega	4	5	1 1 0	3 4 4	13	10:11,272	0:46,722	11	
4	14	DÖRR, Ben	DEU	TB Racing Team	DEU	IKCR1162845 KBF1116906	KR / IAME / Vega	6	6	1 2 2	2 4 4	13	10:13,457	0:46,698	6	
5	1	THOMPSON, Harry	GBR	Ricky Flynn Motorsport	GBR	265302 162392	FA Kart / Vortex / Vega	6	10	2 3 3	3 3 3	13	10:17,093	0:46,800	9	
6	60	PAUWELS, Kobe	BEL	CV Performance Group	DEU	910066 KBF1141781	KR / IAME / Vega	9	8	1 3 3	3 6 6	13	10:13,623	0:46,607	9	
7	99	BUUS, Bastian	DNK	RS Competition	DNK	59991 36053	Tony Kart / Vortex / Vega	10	3	1 5 5	2 5 5	13	10:16,349	0:46,768	10	
8	20	ÖGAARD, Sebastian	SWE	Ward Racing	SWE	55995 102	Tony Kart / Vortex / Vega	11	2	1 4 4	3 7 7	13	10:13,697	0:46,620	9	
9	10	RIED, Jonas	DEU	Solgat Motorsport	DEU	IKC11167350 KBF1079882	Birel Art / TM / Vega	14	13	2 9 9	3 5 5	13	10:21,897	0:46,828	11	
10	53	SIZOV, Aleksey	RUS	TB Racing Team	DEU	19519 KBF 1116906	KR / IAME / Vega	14	16	2 6 6	3 8 8	13	10:19,645	0:46,743	11	
11	38	FRIIS, Julie	DNK	TK Racing	DNK	41614 52208	FA Kart / TM / Vega	19	7	2 10 13	3 9 9	13	10:22,978	0:46,839	10	
12	8	LIWINSKI, David	NLD	BIREL ART RACING KSW	AUT	35786 BK102	Birel Art / IAME / Vega	19	14	1 9 9	3 10 10	13	10:18,175	0:46,658	10	
13	36	ANDERRÜTI, Leandro	CHE	Lanari Racing Team	DEU	500212 KBF1159049	Kart Republic / IAME / Vega	19	21	1 7 7	2 12 12	13	10:17,325	0:46,715	10	
14	6	HANTKE, Nico	DEU	3G Racing	DEU	IKC 1145936 KBF 1164077	Tony Kart / IAME / Vega	21	12	2 7 7	1 14 14	13	10:23,628	0:46,688	6	
15	34	ARNOLD, Felix	DEU	TB Racing Team	DEU	IKA1138542 KBF1116906	KR / IAME / Vega	21	23	1 8 8	3 13 13	13	10:17,480	0:46,828	7	
16	13	TAUSCHER, Alexander	DEU	Junior TEAM75	DEU	IKC1162751 KBF1154079	Kart Republic / IAME / Vega	21	24	1 10 10	2 11 11	13	10:19,824	0:46,800	6	
17	27	BORN, Niklas Basil	CHE	Innovate Competition	CHE	505145 500033	Exprit / Vortex / Vega	24	19	2 8 8	3 16 16	13	10:20,541	0:46,989	7	
18	11	MESCH, Joel	DEU	TB Racing Team	DEU	IKC1179312 KBF1116906	KR / IAME / Vega	25	15	1 11 11	2 14 14	13	10:20,398	0:46,605	9	
19	17	FÜNGELING, Luke Brandon	DEU	Valier Motorsport	DEU	IKC1136804 KBF1063735	SODI / IAME / Vega	26	17	1 12 12	3 14 14	13	10:21,304	0:46,917	8	
20	66	PRIMM, Simon Connor	DEU	Kartshop Ampfing	DEU	IKCR171081 KBF1108764	Tony Kart / TM / Vega	27	29	1 15 15	2 12 12	13	10:23,772	0:46,861	6	
21	19	HALLÉN FELLENIOUS, Maja	SWE	Ward Racing	SWE	200207281643 102	Tony Kart / Vortex / Vega	31	20	1 20 20	3 11 11	13	10:26,775	0:46,835	12	
22	44	PEDERSEN, Nicolai	DNK	KSB Racing Team	AUT	65102 BK002	Kosmic / Vortex / Vega	32	30	1 17 13	2 15 15	13	10:25,018	0:47,151	7	
23	43	WISKIRCHEN, Moritz	DEU	TB Racing Team	DEU	IKC1173298 KBF1116906	KR / IAME / Vega	34	26	1 16 16	3 18 18	13	10:23,950	0:47,110	4	
24	21	VAN VARK, Lars	NLD	TB Racing Team	DEU	36980 KBF1116906	KR / IAME / Vega	35	25	2 16 16	3 19 19	13	10:25,736	0:47,158	10	
25	37	DEGNBOL, Noah	DNK	RS Competition	DNK	65659 36053	Tony Kart / Vortex / Vega	35	27	1 13 13	2 22 22	13	10:23,318	0:46,769	12	
26	62	TRÄGER, Daniel	DNK	Speedsupply	DNK	52507 61513	Haase / IAME / Vega	38	9	1 6 6	3 2 2	13	10:16,405	0:46,600	7	
27	46	KIKKENBORG, Frederik	DNK	KSB Racing Team	AUT	37460 00436642262490	Kosmic / Vortex / Vega	38	36	1 17 13	2 17 17	13	1:38,660	0:47,556	2	
28	18	ROSAM, Max	DEU	TR Motorsport	DEU	IKC1162238 KBF1080519	Jesolo / TM / Vega	38	40	1 21 21	3 17 17	13	10:26,790	0:46,963	9	
29	30	HOLZEM, Juliano	DEU	Lanari Racing Team	DEU	IKC1195324 KBF1159049	Kart Republic / Parilla / Vega	39	18	2 17 13	2 13 13	13	10:25,937	0:47,051	11	
30	48	KRAMER, Pablo	DEU	RL-Competition.com	DEU	IKC1151450 KBF1132168	CRG / TM / Vega	39	22	2 18 18	3 21 21	13	10:30,216	0:47,107	7	
31	15	BÖNIGHAUSEN, Colin Jamie	DEU	TB Racing Team	DEU	IKCR1179397 KBF1116906	KR / IAME / Vega	42	33	1 19 19	2 13 13	13	10:24,592	0:47,071	11	
32	28	O' DEY, Levi	DEU	RS Schumacher Racing Team	DEU	IKC1164486 KBF1067587	Praga / IAME / Vega	43	28	2 18 18	3 23 23	13	10:26,348	0:47,155	9	
33	45	KELSTRUP, Georg	SWE	TK Racing	DNK	200407023050 52208	FA Kart / TM / Vega	43	35	1 19 19	3 25 25	13	10:30,466	0:47,136	7	
34	77	TRAMNITZ, Tim	DEU	Kartshop Ampfing	DEU	IKCR11161254 KBF1108764	Tony Kart / TM / Vega	44	31	2 23 23	3 20 20	13	10:26,383	0:46,862	9	
35	7	TRÖGER, Niels	DEU	CRG Keijzer racing	NLD	IKCR1139697 28613	CRG / Parilla / Vega	47	11	2 19 19	1 32 32	12	10:27,475	0:47,076	10	
										3 24 24	3 15 15	13	10:32,417	0:47,163	8	
										1 18 13	2 24 24	13	10:25,706	0:46,831	7	
										3 25 25	3 15 15	13	10:32,592	0:47,032	10	
										2 24 24	3 20 20	13	10:30,190	0:47,065	10	
										3 20 20	3 15 15	13	10:29,761	0:47,220	9	
										1 32 32	3 15 15	13	9:39,884	0:46,756	10	
										3 15 15	3 15 15	13	10:26,414	0:47,001	12	

R 10 DKM (OK) Heat 3 A <> B

Strecke / track: 1200m
 started: 32 classified: 32 not classified: 0

fastest Lap Lorenzo TRAVISANUTTO at: 0:46,673

Pos	Str. Nr.	Fahrer / Driver	Nation	Bewerber/Sponsor	Nation	Lizenz / R-Lizenz	Chassis/Motor/Reifen	Points	Penalty	Runden Laps	Gesamtzeit / Differenz	Abstand / Gap	beste Runde / best Lap	In R. / in L.	Beschw. / u Speed
1	84	TRAVISANUTTO, Lorenzo	ITA	CV Performance Group	DEU	297878 1141781	KR / IAME / Vego	0		13	10:15,077		0:46,673	10	91,3 km/h 92,6 km/h
2	4	HAVERTKORT, Kas	NLD	CRG Keijzer racing	NLD	36154 28613	CRG / TM / Vego	2		13	10:15,505 0:00,428	0:00,428	0:46,742	11	91,2 km/h 92,4 km/h
3	1	THOMPSON, Harry	GBR	Ricky Flynn Motorsport	GBR	265302 162392	FA Kart / Vortex / Vego	3		13	10:16,001 0:00,924	0:00,496	0:46,761	11	91,2 km/h 92,4 km/h
4	2	SASSE, Hugo	DEU	TB Racing Team	DEU	IKC1147248 KBF1116906	Kart Republic / IAME / Vego	4		13	10:16,504 0:01,427	0:00,503	0:46,691	7	91,1 km/h 92,5 km/h
5	10	RIED, Jonas	DEU	Solgat Motorsport	DEU	IKC11167350 KBF1079882	Birel Art / TM / Vego	5		13	10:16,639 0:01,562	0:00,135	0:46,776	11	91,1 km/h 92,4 km/h
6	60	PAUWELS, Kobe	BEL	CV Performance Group	DEU	910065 KBF1141781	KR / IAME / Vego	6		13	10:17,742 0:02,665	0:01,103	0:46,769	5	90,9 km/h 92,4 km/h
7	20	ÖGAARD, Sebastian	SWE	Ward Racing	SWE	55995 102	Tony Kart / Vortex / Vego	7		13	10:17,922 0:02,845	0:00,180	0:46,734	12	90,9 km/h 92,4 km/h
8	53	SIZOV, Aleksey	RUS	TB Racing Team	DEU	19519 KBF 1116906	KR / IAME / Vego	8		13	10:18,816 0:03,739	0:00,894	0:46,856	5	90,8 km/h 92,2 km/h
9	38	FRIIS, Julie	DNK	TK Racing	DNK	41614 52208	FA Kart / TM / Vego	9		13	10:18,936 0:03,859	0:00,120	0:46,925	9	90,7 km/h 92,3 km/h
10	8	LIWINSKI, David	NLD	BIREL ART RACING KSW	AUT	35786 BK102	Birel Art / IAME / Vego	10		13	10:19,439 0:04,362	0:00,503	0:46,751	11	90,7 km/h 92,4 km/h
11	19	HALLÉN FELLENIUS, Maja	SWE	Ward Racing	SWE	200207281643 102	Tony Kart / Vortex / Vego	11		13	10:21,427 0:06,291	0:01,929	0:46,703	8	90,4 km/h 92,5 km/h
12	66	PRIMM, Simon Connor	DEU	Kartshop Ampfing	DEU	IKCR171081 KBF1108764	Tony Kart / TM / Vego	12		13	10:21,427 0:06,350	0:00,059	0:47,059	5	90,4 km/h 91,8 km/h
13	34	ARNOLD, Felix	DEU	TB Racing Team	DEU	IKA1138542 KBF1116906	KR / IAME / Vego	13		13	10:22,552 0:07,475	0:01,125	0:46,889	9	90,2 km/h 92,1 km/h
14	17	FÜNGELING, Luke Brandon	DEU	Valier Motorsport	DEU	IKC1136804 KBF1063735	SODI / IAME / Vego	14		13	10:26,060 0:10,983	0:03,508	0:46,957	12	89,7 km/h 92 km/h
15	7	TRÖGER, Niels	DEU	CRG Keijzer racing	NLD	IKCR1139697 28613	CRG / Parilla / Vego	15		13	10:26,414 0:11,337	0:00,354	0:47,001	12	89,7 km/h 91,9 km/h
16	27	BORN, Miklas Basil	CHE	Innovate Competition	CHE	505145 500033	Exprit / Vortex / Vego	16		13	10:27,711 0:12,634	0:01,297	0:46,976	8	89,5 km/h 92 km/h
17	18	ROSAM, Max	DEU	TR Motorsport	DEU	IKC1162238 KBF1080519	Jesolo / TM / Vego	17		13	10:28,416 0:13,339	0:00,705	0:47,064	5	89,4 km/h 91,8 km/h
18	43	WISKIRCHEN, Moritz	DEU	TB Racing Team	DEU	IKC1173298 KBF1116906	KR / IAME / Vego	18		13	10:29,230 0:14,153	0:00,814	0:47,143	8	89,3 km/h 91,6 km/h
19	21	VAN VARK, Lars	NLD	TB Racing Team	DEU	35980 KBF1116906	KR / IAME / Vego	19		13	10:29,663 0:14,586	0:00,433	0:47,258	6	89,2 km/h 91,4 km/h
20	77	TRAMNITZ, Tim	DEU	Kartshop Ampfing	DEU	IKCR1161254 KBF1108764	Tony Kart / TM / Vego	20		13	10:29,761 0:14,684	0:00,098	0:47,220	9	89,2 km/h 91,5 km/h
21	48	KRAMER, Pablo	DEU	RL-Competition.com	DEU	IKC1151450 KBF1132168	CRG / TM / Vego	21	5 sec.	13	10:30,466 0:15,389	0:00,705	0:47,136	7	89,1 km/h 91,6 km/h
22	24	LAGROTTERIA, Antonio	CHE	Innovate Competition	CHE	500238 500033	Exprit / Vortex / Vego	22		13	10:32,094 0:17,017	0:01,628	0:47,420	6	88,8 km/h 91,1 km/h
23	55	QUFAJ, David	DEU	Kartshop Ampfing	DEU	IKC1141427 KBF1108764	Tony Kart / TM / Vego	23		13	10:32,193 0:17,116	0:00,099	0:47,162	6	88,8 km/h 91,6 km/h
24	28	O' DEY, Levi	DEU	RS Schumacher Racing Team	DEU	IKC1164486 KBF1067587	Praga / IAME / Vego	24	5 sec.	13	10:32,417 0:17,340	0:00,224	0:47,163	8	88,8 km/h 91,6 km/h
25	45	KELSTRUP, Georg	SWE	TK Racing	DNK	200407023050 52208	FA Kart / TM / Vego	25		13	10:32,592 0:17,515	0:00,175	0:47,032	10	88,8 km/h 91,3 km/h
26	32	LOPEZ, Pol	ESP	CRG Keijzer racing	NLD	HCSR-0015-ESP 28613	CRG / TM / Vego	26		13	10:33,058 0:17,981	0:00,466	0:47,297	6	88,7 km/h 91,3 km/h
27	22	WARD, Brett	GBR	3G Racing	DEU	198323 KBF1164077	FA Kart / IAME / Vego	27		13	10:33,082 0:18,005	0:00,024	0:47,269	6	88,7 km/h 91,4 km/h
28	33	FAGONE, Alessio	CHE	Innovate Competition	CHE	500228 500033	Tony Kart / IAME / Vego	28		13	10:33,350 0:18,273	0:00,268	0:47,457	11	88,7 km/h 91 km/h
29	25	WEIMANN, Jule	DEU	Solgat Motorsport	DEU	IKC1159312 KBF1079882	Birel Art / TM / Vego	29	5 sec.	13	10:39,472 0:24,395	0:06,122	0:47,303	9	87,8 km/h 91,3 km/h
30	9	BAERISWL, Alain	CHE	Kartteam Meier GmbH	CHE	500344 500008	DR / Rexion / Vego	30	5 sec.	13	10:45,421 0:30,344	0:05,949	0:48,052	5	87 km/h 89,9 km/h
31	50	PTÁČKOVÁ, Sona	CZE	Strnadel Motorsport	CZE	19AS0121 01381024	Kosmic / TM / Vego	31		5	4:15,567 8 R	8 R	0:48,594	4	84,5 km/h 88,9 km/h
32	29	HOLZEM, Sandro	DEU	Lanari Racing Team	DEU	IKC1195323 KBF1159049	Kart Republic / Parilla / Vego	32		0	0:04,784 13 R	5 R			

StNr. 9,25,48,28 5 sec penalty Frontfiring

Rennleitung: Pasquale Lupoli Racedirektor: Horst Seidel
 Sportkommissare: Nikolas Spaderna / Ulrich Bell / Paola Acerbi
 Techn. Kommissare: Hans-Jürgen Dangers / M. Grasshoff / C. Schmidt
 Zeitnahme: KART-DATA timing service Franz Schieszler

Zeitnahme / timekeeping
 control 
 Franz Schieszler

freigegeben: 17:42:07



DMSB RegNr 97-19



17	77	Kartshop Amping TRAMNITZ Tim Startposition 34	17	45	TK Racing KELSTRUP Georg Startposition 33
16	28	RS Schumacher Racing Team O' DEY Levi Startposition 32	16	15	TB Racing Team BÖNIGHAUSEN Colin Jamie Startposition 31
15	48	RL-Competition.com KRAMER Pablo Startposition 30	15	30	Lanari Racing Team HOLZEM Juliano Startposition 29
14	18	TR Motorsport ROSAM Max Startposition 28	14	46	KSB Racing Team KIKKENBORG Frederik Startposition 27
13	62	Speedsupply TRÄGER Daniel Startposition 26	13	37	RS Competition DEGNBOL Noah Startposition 25
12	21	TB Racing Team VAN VARK Lars Startposition 24	12	43	TB Racing Team WISKIRCHEN Moritz Startposition 23
11	44	KSB Racing Team PEDERSEN Nicolai Startposition 22	11	19	Ward Racing HALLÉN FELLENIUS Maja Startposition 21
10	66	Kartshop Amping PRIMM Simon Connor Startposition 20	10	17	Valier Motorsport FÜNGELING Luke Brandon Startposition 19
9	11	TB Racing Team MESCH Joel Startposition 18	9	27	Innovate Competition BORN Miklas Basil Startposition 17
8	13	Junior TEAM75 TAUSCHER Alexander Startposition 16	8	34	TB Racing Team ARNOLD Felix Startposition 15
7	6	3G Racing HANTKE Nico Startposition 14	7	36	Lanari Racing Team ANDERRÜTI Leandro Startposition 13
6	8	BIREL ART RACING KSW LIWINSKI David Startposition 12	6	38	TK Racing FRIIS Julie Startposition 11
5	53	TB Racing Team SIZOV Aleksey Startposition 10	5	10	Solgat Motorsport RIED Jonas Startposition 9
4	20	Ward Racing ÖGAARD Sebastian Startposition 8	4	99	RS Competition BUUS Bastian Startposition 7
3	60	CV Performance Group PAUWELS Kobe Startposition 6	3	1	Ricky Flynn Motorsport THOMPSON Harry Startposition 5
2	14	TB Racing Team DÖRR Ben Startposition 4	2	2	TB Racing Team SASSE Hugo Startposition 3
1	4	CRG Keijzer racing HAVERKORT Kas Startposition 2	1	84	CV Performance Group TRAVISANUTTO Lorenzo Startposition 1

Starting Grid DKM (OK)

Rennen 16





Round 1: 12 - 14 / 04 / 2019

SOUTH GARDA - LONATO (ITA)




DEUTSCHE KART-MEISTERSCHAFT

DMSB RegNr 97-19

R 9 DSKC (K22) Heat 3 A < > B

Fahrername Driver	Kindervater Robert	Villagomez Rafael	Van Walstijn Senna	Kapetamidis Konstantin	Walter Andre	Ebner Moritz	Tretlovs Davids	Funda Marcus	Walter Luca	Langenbacher Marvin	Balbo Natalia	Dam Benjamin
schleunigste Runde in Runde	0:46,669 Rn. 7	0:46,550 Rn. 12	0:46,423 Rn. 8	0:46,680 Rn. 12	0:46,510 Rn. 10	0:46,808 Rn. 10	0:46,422 Rn. 8	0:46,590 Rn. 5	0:46,726 Rn. 11	0:46,717 Rn. 8	0:46,479 Rn. 12	0:46,954 Rn. 9
Speed	92,6 km/h	92,8 km/h	93,1 km/h	92,5 km/h	92,9 km/h	92,3 km/h	93,1 km/h	92,7 km/h	92,5 km/h	92,5 km/h	92,9 km/h	92,0 km/h
Lap 1	0:50,720	0:50,684	0:50,143	0:50,665	0:50,633	0:50,705	0:50,938	0:52,919	0:51,116	0:51,607	0:49,943	0:51,727
Lap 2	0:47,558	0:47,560	0:47,420	0:47,658	0:48,180	0:48,412	0:47,581	0:48,207	0:48,029	0:48,198	0:47,422	0:48,645
Lap 3	0:46,995	0:47,101	0:47,033	0:47,253	0:47,876	0:47,294	0:47,149	0:47,993	0:48,366	0:47,864	0:47,152	0:47,893
Lap 4	0:46,737	0:46,831	0:46,698	0:46,994	0:46,820	0:46,977	0:46,831	0:47,459	0:46,945	0:47,159	0:46,688	0:47,405
Lap 5	0:46,894	0:46,751	0:46,487	0:46,815	0:46,675	0:46,970	0:46,697	0:46,590	0:46,876	0:47,047	0:46,529	0:47,156
Lap 6	0:46,858	0:46,719	0:51,183	0:47,129	0:47,502	0:47,309	0:46,775	0:46,695	0:47,127	0:47,099	0:50,798	0:47,276
Lap 7	0:46,669	0:46,619	0:46,513	0:46,842	0:46,805	0:47,246	0:46,847	0:46,700	0:46,834	0:46,783	0:46,524	0:47,112
Lap 8	0:46,738	0:46,788	0:46,423	0:47,813	0:46,878	0:46,826	0:46,422	0:46,665	0:46,922	0:46,717	0:46,796	0:47,019
Lap 9	0:46,792	0:46,795	0:46,833	0:46,884	0:47,125	0:47,216	0:46,773	0:46,694	0:47,328	0:47,280	0:47,303	0:46,954
Lap 10	0:46,718	0:47,296	0:46,488	0:46,823	0:46,510	0:46,808	0:47,328	0:46,612	0:46,901	0:46,804	0:46,510	0:47,040
Lap 11	0:46,671	0:46,728	0:46,487	0:46,808	0:46,619	0:47,479	0:46,717	0:46,732	0:46,726	0:46,828	0:46,571	0:47,200
Lap 12	0:46,786	0:46,550	0:46,535	0:46,680	0:46,740	0:47,483	0:46,611	0:47,158	0:47,171	0:46,961	0:46,479	0:47,121
Lap 13	0:47,369	0:47,301	0:47,089	0:47,471	0:47,448	0:47,817	0:48,028	0:48,244	0:48,691	0:48,406	0:47,670	0:47,586






DEUTSCHE KART-MEISTERSCHAFT

Round 1: 12 - 14 / 04 / 2019

SOUTH GARDA - LONATO (ITA)







DMSB

DMSB RegNr 97-19

R 9 DSKC (KZ2) Heat 3 A < > B

Fahrername Driver	Moor Mark Villem	Stumpf Stephen	Moitzi Philipp	Fetzer Dennis	Risom Valdemar	Hueting Brio	Lopez Marc	Colnkovic Nermin	Bos Jeroen	Hofmann Benedikt	Beyerlein Patrick	Bizzotto Leonardo
schnellste Runde in Runde	0:46,613 Rn. 10	0:46,944 Rn. 9	0:46,559 Rn. 12	0:46,852 Rn. 7	0:46,705 Rn. 11	0:46,910 Rn. 8	0:46,902 Rn. 11	0:46,824 Rn. 8	0:46,850 Rn. 11	0:46,665 Rn. 9	0:47,418 Rn. 8	0:46,934 Rn. 11
Speed	92,7 km/h	92,0 km/h	92,8 km/h	92,2 km/h	92,5 km/h	92,1 km/h	92,1 km/h	92,3 km/h	92,2 km/h	92,6 km/h	91,1 km/h	92,0 km/h
Lap 1	0:52,946	0:52,063	0:51,813	0:50,715	0:50,819	0:52,662	0:52,744	0:53,379	0:53,155	0:54,337	0:53,785	0:52,576
Lap 2	0:48,297	0:48,606	0:47,676	0:49,704	0:48,044	0:48,761	0:48,490	0:48,490	0:48,541	0:48,628	0:49,480	0:49,134
Lap 3	0:47,584	0:47,934	0:47,034	0:49,115	0:47,497	0:47,554	0:48,148	0:48,184	0:47,916	0:47,375	0:48,770	0:48,360
Lap 4	0:47,217	0:47,877	0:46,797	0:47,785	0:47,024	0:47,836	0:48,080	0:47,288	0:47,548	0:48,111	0:47,674	0:47,479
Lap 5	0:47,522	0:47,420	0:46,958	0:47,604	0:47,062	0:47,179	0:47,706	0:47,619	0:48,262	0:47,682	0:47,684	0:47,905
Lap 6	0:47,261	0:47,239	0:47,720	0:47,775	0:47,501	0:47,220	0:47,698	0:47,629	0:47,598	0:47,687	0:47,883	0:47,318
Lap 7	0:47,012	0:47,127	0:46,710	0:46,852	0:46,787	0:47,120	0:47,280	0:47,601	0:47,408	0:47,251	0:47,554	0:48,648
Lap 8	0:46,651	0:46,997	0:47,402	0:47,177	0:46,971	0:46,910	0:47,173	0:46,824	0:46,953	0:46,994	0:47,418	0:47,202
Lap 9	0:46,615	0:46,944	0:47,159	0:47,246	0:48,008	0:46,936	0:47,334	0:47,012	0:47,024	0:46,665	0:48,236	0:46,949
Lap 10	0:46,613	0:46,946	0:46,671	0:47,038	0:46,772	0:46,976	0:47,190	0:46,901	0:47,019	0:46,699	0:47,420	0:47,259
Lap 11	0:46,974	0:47,214	0:46,887	0:47,163	0:46,705	0:47,470	0:46,902	0:46,904	0:46,850	0:46,750	0:47,520	0:46,934
Lap 12	0:46,625	0:47,211	0:46,559	0:47,048	0:47,313	0:47,057	0:48,663	0:47,096	0:46,950	0:46,853	0:48,461	0:52,325
Lap 13	0:47,104	0:47,442	0:48,205	0:49,191	0:49,299	0:51,693	0:48,245	0:47,392	0:47,451	0:47,679	0:49,240	0:49,195

DEUTSCHE KART-MEISTERSCHAFT

Round 1: 12 - 14 / 04 / 2019





SOUTH GARDA - LONATO (ITA)



DMSB RegNr-97-19

R 10 DKM (OK) Heat 3 A < > B

Ziel		Sektion 1		Sektion 2		Sektion 3	
Fahrername	Zeit	Fahrername	Zeit	Fahrername	Zeit	Fahrername	Zeit
1 84 Travisanutto,Lorenzo	0:46,673	2 Sasse,Hugo	0:18,331	17 Füngeling,Luke Brandon	0:14,315	4 Haverkort,Kas	0:13,908
2 2 Sasse,Hugo	0:46,691	19 Hallén Fellenius,Maja	0:18,346	4 Haverkort,Kas	0:14,322	10 Ried,Jonas	0:13,910
3 19 Hallén Fellenius,Maja	0:46,703	20 Ögaard,Sebastian	0:18,359	8 Liwinski,David	0:14,323	19 Hallén Fellenius,Maja	0:13,914
4 20 Ögaard,Sebastian	0:46,734	84 Travisanutto,Lorenzo	0:18,384	1 Thompson,Harry	0:14,326	8 Liwinski,David	0:13,929
5 4 Haverkort,Kas	0:46,742	60 Pauwels,Kobe	0:18,397	2 Sasse,Hugo	0:14,331	66 Primm,Simon Connor	0:13,936
6 8 Liwinski,David	0:46,751	1 Thompson,Harry	0:18,398	84 Travisanutto,Lorenzo	0:14,333	84 Travisanutto,Lorenzo	0:13,943
7 1 Thompson,Harry	0:46,761	10 Ried,Jonas	0:18,399	53 Sizov,Aleksey	0:14,342	1 Thompson,Harry	0:13,969
8 60 Pauwels,Kobe	0:46,769	8 Liwinski,David	0:18,404	20 Ögaard,Sebastian	0:14,344	55 Qufaj,David	0:13,978
9 10 Ried,Jonas	0:46,776	4 Haverkort,Kas	0:18,420	19 Hallén Fellenius,Maja	0:14,348	20 Ögaard,Sebastian	0:13,979
10 53 Sizov,Aleksey	0:46,856	38 Friis,Julie	0:18,422	60 Pauwels,Kobe	0:14,354	60 Pauwels,Kobe	0:13,983
11 34 Arnold,Felix	0:46,889	53 Sizov,Aleksey	0:18,424	38 Friis,Julie	0:14,365	45 Kelstrup,Georg	0:13,987
12 38 Friis,Julie	0:46,925	17 Füngeling,Luke Brandon	0:18,431	34 Arnold,Felix	0:14,379	27 Born,Miklas Basil	0:13,990
13 17 Füngeling,Luke Brandon	0:46,957	48 Kramer,Pablo	0:18,438	10 Ried,Jonas	0:14,391	38 Friis,Julie	0:13,995
14 27 Born,Miklas Basil	0:46,976	7 Tröger,Niels	0:18,451	27 Born,Miklas Basil	0:14,402	7 Tröger,Niels	0:13,998
15 7 Tröger,Niels	0:47,001	34 Arnold,Felix	0:18,467	45 Kelstrup,Georg	0:14,425	2 Sasse,Hugo	0:14,008
16 45 Kelstrup,Georg	0:47,032	45 Kelstrup,Georg	0:18,481	7 Tröger,Niels	0:14,440	34 Arnold,Felix	0:14,012
17 66 Primm,Simon Connor	0:47,059	27 Born,Miklas Basil	0:18,482	43 Wiskirchen,Moritz	0:14,470	43 Wiskirchen,Moritz	0:14,020
18 18 Rosam,Max	0:47,064	25 Weimann,Julie	0:18,490	21 Van Vark,Lars	0:14,472	32 Lopez,Pol	0:14,020
19 48 Kramer,Pablo	0:47,136	18 Rosam,Max	0:18,504	28 0´dey,Levi	0:14,479	22 Ward,Brett	0:14,029
20 43 Wiskirchen,Moritz	0:47,143	66 Primm,Simon Connor	0:18,521	18 Rosam,Max	0:14,481	53 Sizov,Aleksey	0:14,034
21 55 Qufaj,David	0:47,162	28 0´dey,Levi	0:18,530	48 Kramer,Pablo	0:14,500	48 Kramer,Pablo	0:14,047
22 28 0´dey,Levi	0:47,163	32 Lopez,Pol	0:18,531	77 Trammitz,Tim	0:14,505	77 Trammitz,Tim	0:14,069
23 77 Trammitz,Tim	0:47,220	43 Wiskirchen,Moritz	0:18,534	55 Qufaj,David	0:14,524	17 Füngeling,Luke Brandon	0:14,073
24 21 Van Vark,Lars	0:47,258	77 Trammitz,Tim	0:18,540	66 Primm,Simon Connor	0:14,525	18 Rosam,Max	0:14,079
25 22 Ward,Brett	0:47,269	22 Ward,Brett	0:18,556	24 Lagrotteria,Antonio	0:14,554	28 0´dey,Levi	0:14,087
26 32 Lopez,Pol	0:47,297	24 Lagrotteria,Antonio	0:18,567	33 Fagone,Alessio	0:14,558	25 Weimann,Julie	0:14,110
27 25 Weimann,Julie	0:47,303	55 Qufaj,David	0:18,571	32 Lopez,Pol	0:14,609	21 Van Vark,Lars	0:14,122
28 24 Lagrotteria,Antonio	0:47,420	21 Van Vark,Lars	0:18,633	22 Ward,Brett	0:14,615	33 Fagone,Alessio	0:14,149
29 33 Fagone,Alessio	0:47,457	33 Fagone,Alessio	0:18,665	25 Weimann,Julie	0:14,640	24 Lagrotteria,Antonio	0:14,163
30 9 Baeriswl,Alain	0:48,052	9 Baeriswl,Alain	0:18,839	9 Baeriswl,Alain	0:14,805	9 Baeriswl,Alain	0:14,345
31 50 Ptácková,Sona	0:48,594	50 Ptácková,Sona	0:18,955	50 Ptácková,Sona	0:15,025	50 Ptácková,Sona	0:14,380
32 29 Holzem,Sandro		29 Holzem,Sandro	0:26,690	29 Holzem,Sandro		29 Holzem,Sandro	

DEUTSCHE KART-MEISTERSCHAFT

Round 1: 12 - 14 / 04 / 2019

SOUTH GARDA - LONATO (ITA)



DMSB RegNr 97-19

R 10 DKM (OK) Heat 3 A < > B

Fahrername Driver	Travisanutto Lorenzo	Haverkort Kas	Thompson Harry	Sasse Hugo	Ried Jonas	Pauwels Kobe	Ögaard Sebastian	Sizov Aleksy	Friis Julie	Liwinski David	Hallén Fellenius Maja	Primm Simon Connor
schleunigste Runde in Runde	0:46,673 Rn. 10	0:46,742 Rn. 11	0:46,761 Rn. 11	0:46,691 Rn. 7	0:46,776 Rn. 11	0:46,769 Rn. 5	0:46,734 Rn. 12	0:46,856 Rn. 5	0:46,925 Rn. 9	0:46,751 Rn. 11	0:46,703 Rn. 8	0:47,059 Rn. 5
Speed	92,6 km/h	92,4 km/h	92,4 km/h	92,5 km/h	92,4 km/h	92,4 km/h	92,4 km/h	92,2 km/h	92,1 km/h	92,4 km/h	92,5 km/h	91,8 km/h
Lap 1	0:48,373	0:48,270	0:48,231	0:49,457	0:48,755	0:49,418	0:49,324	0:49,273	0:48,808	0:51,550	0:52,239	0:50,258
Lap 2	0:47,627	0:48,297	0:47,650	0:47,502	0:47,637	0:47,815	0:47,602	0:47,836	0:47,713	0:48,121	0:47,983	0:47,659
Lap 3	0:47,290	0:47,309	0:47,286	0:47,447	0:47,360	0:47,558	0:48,130	0:47,451	0:47,340	0:47,420	0:47,625	0:47,296
Lap 4	0:47,180	0:47,259	0:47,201	0:47,020	0:47,159	0:47,283	0:47,768	0:47,129	0:47,507	0:47,091	0:47,074	0:47,334
Lap 5	0:46,893	0:46,920	0:46,945	0:46,903	0:46,920	0:46,769	0:46,999	0:46,856	0:47,082	0:46,864	0:47,266	0:47,059
Lap 6	0:46,954	0:46,923	0:46,996	0:47,046	0:47,107	0:46,955	0:46,798	0:47,081	0:47,487	0:46,867	0:47,205	0:47,142
Lap 7	0:46,787	0:46,921	0:46,853	0:46,691	0:46,784	0:46,845	0:46,789	0:46,951	0:47,034	0:46,790	0:47,106	0:47,108
Lap 8	0:46,762	0:46,768	0:46,797	0:46,783	0:46,829	0:47,044	0:47,137	0:47,063	0:48,050	0:46,915	0:46,703	0:47,408
Lap 9	0:46,749	0:46,919	0:47,228	0:46,728	0:46,807	0:46,938	0:46,837	0:47,311	0:46,925	0:46,889	0:46,888	0:47,130
Lap 10	0:46,673	0:46,783	0:46,953	0:46,883	0:46,816	0:47,012	0:47,087	0:47,376	0:47,110	0:47,023	0:46,786	0:47,153
Lap 11	0:47,017	0:46,742	0:46,761	0:46,792	0:46,776	0:46,884	0:46,811	0:47,016	0:46,993	0:46,751	0:46,720	0:47,159
Lap 12	0:46,903	0:46,911	0:47,058	0:46,766	0:46,957	0:46,824	0:46,734	0:46,864	0:46,944	0:46,792	0:46,814	0:47,064
Lap 13	0:47,243	0:46,946	0:47,006	0:47,237	0:47,573	0:47,040	0:46,818	0:47,315	0:47,144	0:46,848	0:47,295	0:47,702






DEUTSCHE KART-MEISTERSCHAFT

Round 1: 12 - 14 / 04 / 2019

SOUTH GARDA - LONATO (ITA)

DMSB

DMSB RegNr 97-19

R 10 DKM (OK) Heat 3 A < > B

Fahrername Driver	Arnold Felix	Kramer Pablo	Füngeling Luke Brandon	Tröger Niels	O'dey Levi	Born Miklas Basil	Rosam Max	Wiskirchen Moritz	Van Vark Lars	Tramitz Tim	Lagrotteria Antonio	Qufaj David
schnellste Runde in Runde	0:46,889 Rn. 9	0:47,136 Rn. 7	0:46,957 Rn. 12	0:47,001 Rn. 12	0:47,163 Rn. 8	0:46,976 Rn. 8	0:47,064 Rn. 5	0:47,143 Rn. 8	0:47,258 Rn. 6	0:47,220 Rn. 9	0:47,420 Rn. 6	0:47,162 Rn. 6
Speed	92,1 km/h	91,6 km/h	92,0 km/h	91,9 km/h	91,6 km/h	92,0 km/h	91,8 km/h	91,6 km/h	91,4 km/h	91,5 km/h	91,1 km/h	91,6 km/h
Lap 1	0:50,918	0:52,640	0:52,138	0:51,016	0:52,402	0:51,798	0:52,573	0:52,493	0:52,971	0:52,932	0:52,904	0:52,998
Lap 2	0:47,995	0:48,264	0:48,031	0:48,780	0:48,427	0:47,928	0:48,485	0:47,886	0:49,297	0:49,270	0:48,869	0:48,688
Lap 3	0:47,920	0:47,349	0:47,957	0:47,624	0:47,736	0:47,366	0:47,536	0:47,665	0:48,387	0:48,597	0:48,007	0:48,362
Lap 4	0:47,361	0:47,356	0:47,515	0:47,467	0:47,327	0:47,851	0:47,389	0:47,320	0:47,694	0:48,077	0:47,529	0:48,374
Lap 5	0:47,127	0:47,342	0:47,091	0:47,125	0:47,227	0:47,174	0:47,064	0:48,073	0:47,312	0:47,417	0:47,465	0:47,754
Lap 6	0:47,674	0:47,377	0:47,505	0:47,820	0:47,391	0:47,335	0:47,291	0:47,277	0:47,258	0:47,236	0:47,420	0:47,162
Lap 7	0:47,499	0:47,136	0:47,246	0:47,933	0:47,343	0:47,406	0:47,586	0:47,271	0:47,411	0:47,337	0:47,746	0:47,205
Lap 8	0:47,000	0:47,137	0:47,058	0:47,008	0:47,163	0:46,976	0:47,340	0:47,143	0:47,341	0:47,353	0:47,976	0:47,659
Lap 9	0:46,889	0:47,326	0:47,297	0:47,355	0:47,317	0:47,969	0:47,493	0:47,159	0:47,378	0:47,220	0:48,081	0:47,577
Lap 10	0:47,037	0:47,294	0:47,304	0:47,096	0:47,222	0:47,105	0:47,430	0:47,538	0:47,365	0:47,234	0:47,651	0:47,769
Lap 11	0:46,962	0:47,704	0:49,094	0:49,630	0:48,816	0:50,615	0:48,443	0:50,169	0:47,399	0:47,283	0:47,582	0:47,486
Lap 12	0:47,218	0:47,224	0:46,957	0:47,001	0:47,362	0:47,098	0:47,508	0:47,771	0:47,758	0:47,936	0:47,897	0:48,013
Lap 13	0:47,092	0:47,177	0:47,250	0:47,081	0:47,256	0:47,083	0:47,273	0:47,504	0:47,744	0:47,367	0:48,048	0:48,064







DEUTSCHE KART-MEISTERSCHAFT

Round 1: 12 - 14 / 04 / 2019

SOUTH GARDA - LONATO (ITA)

DMSB RegNr 97-19

R 10 DKM (OK) Heat 3 A < > B

Fahrername Driver	Kelstrup Georg	Lopez Pol	Ward Brett	Fagone Alessio	Weimann Jule	Baeriswl Alain	Prácková Sona	Holzem Sandro
schnellste Runde in Runde	0:47,032 Rn. 10	0:47,297 Rn. 6	0:47,269 Rn. 6	0:47,457 Rn. 11	0:47,303 Rn. 9	0:48,052 Rn. 5	0:48,594 Rn. 4	
Speed	91,9 km/h	91,3 km/h	91,4 km/h	91,0 km/h	91,3 km/h	89,9 km/h	88,9 km/h	
Lap 1	0:54,513	0:54,611	0:53,403	0:53,828	0:52,510	0:53,486	0:53,744	
Lap 2	0:48,539	0:48,937	0:48,896	0:49,413	0:50,132	0:49,381	0:49,639	
Lap 3	0:48,183	0:48,170	0:49,213	0:48,624	0:48,692	0:49,663	0:49,113	
Lap 4	0:48,069	0:47,682	0:47,958	0:47,934	0:50,039	0:48,057	0:48,594	
Lap 5	0:47,672	0:47,858	0:47,643	0:47,791	0:49,386	0:48,052	0:48,727	
Lap 6	0:47,235	0:47,297	0:47,269	0:47,658	0:47,397	0:48,113		
Lap 7	0:47,179	0:47,416	0:47,471	0:47,515	0:47,902	0:48,478		
Lap 8	0:47,260	0:47,409	0:47,501	0:47,473	0:47,442	0:48,247		
Lap 9	0:47,257	0:47,382	0:47,284	0:47,560	0:47,303	0:48,471		
Lap 10	0:47,032	0:47,733	0:47,697	0:47,557	0:47,387	0:48,222		
Lap 11	0:47,264	0:47,469	0:47,381	0:47,457	0:47,342	0:48,224		
Lap 12	0:50,117	0:48,268	0:48,011	0:47,504	0:47,383	0:48,129		
Lap 13	0:47,746	0:48,079	0:48,754	0:47,893	0:47,376	0:48,545		

R 6 DKM (OK) Heat 2 A <> C

Strecke / track: 1200m
 started: 32 not classified: 0

fastest Lap Lorenzo TRAVISANUTTO at: 0:46,698

Pos	Str. Nr.	Fahrer / Driver	Nation	Bewerber/Sponsor	Nation	Lizenz / Lizenz	Chassis/Motor/Reifen	Points	Penalty	Runden Laps	Gesamtzeit / Differenz	Abstand / Gap	beste Runde / best Lap	In R. in L.	Beschw. u. Speed
1	84	TRAVISANUTTO, Lorenzo	ITA	CV Performance Group	DEU	297878 1141781	KR / IAME / Vego	0		13	10:14,737		0:46,698	9	91,4 km/h 92,5 km/h
2	4	HAVERTKORT, Kas	NLD	CRG Keijzer racing	NLD	36154 28613	CRG / TM / Vego	2		13	10:14,965 0:00,228	0:00,228	0:46,791	10	91,3 km/h 92,3 km/h
3	1	THOMPSON, Harry	GBR	Ricky Flynn Motorsport	GBR	265302 162392	FA Kart / Vortex / Vego	3		13	10:17,093 0:02,356	0:02,128	0:46,800	9	91 km/h 92,3 km/h
4	14	DÖRR, Ben	DEU	TB Racing Team	DEU	IKCR1162845 KBF1116906	KR / IAME / Vego	4		13	10:17,787 0:05,050	0:00,694	0:46,818	10	90,9 km/h 92,3 km/h
5	99	BUUS, Bastian	DNK	RS Competition	DNK	59991 36053	Tony Kart / Vortex / Vego	5		13	10:19,124 0:04,387	0:01,337	0:46,962	12	90,7 km/h 92 km/h
6	53	SIZOV, Aleksey	RUS	TB Racing Team	DEU	19519 KBF1116906	KR / IAME / Vego	6		13	10:19,645 0:04,908	0:00,521	0:46,743	11	90,6 km/h 92,4 km/h
7	6	HANTKE, Nico	DEU	3G Racing	DEU	IKC1145936 KBF1164077	Tony Kart / IAME / Vego	7		13	10:19,795 0:05,058	0:00,150	0:46,878	11	90,6 km/h 92,2 km/h
8	27	BORN, Miklas Basil	CHE	Innovate Competition	CHE	505145 500033	Exprit / Vortex / Vego	8		13	10:20,541 0:05,804	0:00,746	0:46,989	7	90,5 km/h 91,9 km/h
9	10	RIED, Jonas	DEU	Salgat Motorsport	DEU	IKC11167350 KBF1079882	Birel Art / TM / Vego	9		13	10:21,897 0:07,160	0:01,356	0:46,828	11	90,3 km/h 92,3 km/h
10	38	FRIIS, Julie	DNK	TK Racing	DNK	41614 52208	FA Kart / TM / Vego	10	5 sec.	13	10:22,978 0:08,241	0:01,081	0:46,839	10	90,1 km/h 92,2 km/h
11	13	TAUSCHER, Alexander	DEU	Junior TEAM75	DEU	IKC1162751 KBF1154079	Kart Republic / IAME / Vego	11		13	10:23,528 0:08,791	0:00,550	0:46,924	8	90,1 km/h 92,1 km/h
12	36	ANDERRÜTI, Leandro	CHE	Lanari Racing Team	DEU	500212 KBF1159049	Kart Republic / IAME / Vego	12		13	10:24,325 0:09,588	0:00,797	0:47,118	11	90 km/h 91,7 km/h
13	30	HOLZEM, Juliano	DEU	Lanari Racing Team	DEU	IKC1195324 KBF1159049	Kart Republic / Parilla / Vego	13		13	10:24,592 0:09,855	0:00,267	0:47,071	11	89,9 km/h 91,8 km/h
14	11	MESCH, Joel	DEU	TB Racing Team	DEU	IKC1178312 KBF1116906	KR / IAME / Vego	14		13	10:24,680 0:09,943	0:00,088	0:46,891	10	89,9 km/h 92,1 km/h
15	44	PEDERSEN, Nicolai	DNK	KSB Racing Team	AUT	65102 BK002	Kosmic / Vortex / Vego	15		13	10:25,018 0:10,281	0:00,338	0:47,151	7	89,9 km/h 91,6 km/h
16	21	VAN YARK, Lars	NLD	TB Racing Team	DEU	36980 KBF1116906	KR / IAME / Vego	16		13	10:25,736 0:10,999	0:00,718	0:47,158	10	89,8 km/h 91,6 km/h
17	46	KIKKENBORG, Frederik	DNK	KSB Racing Team	AUT	37460 00436642262490	Kosmic / Vortex / Vego	17		13	10:25,937 0:11,200	0:00,201	0:47,051	11	89,7 km/h 91,8 km/h
18	48	KRAMER, Pablo	DEU	RL-Competition.com	DEU	IKC1151450 KBF1132168	CRG / TM / Vego	18		13	10:26,348 0:11,611	0:00,411	0:47,155	9	89,7 km/h 91,6 km/h
19	28	O' DEY, Levi	DEU	RS Schumacher Racing Team	DEU	IKC1164486 KBF1062587	Praga / IAME / Vego	19		13	10:27,475 0:12,738	0:01,127	0:47,076	10	89,5 km/h 91,4 km/h
20	29	HOLZEM, Sandro	DEU	Lanari Racing Team	DEU	IKC1195323 KBF1159049	Kart Republic / Parilla / Vego	20		13	10:28,408 0:13,671	0:00,933	0:47,003	10	89,4 km/h 91,9 km/h
21	18	ROSAM, Max	DEU	TR Motorsport	DEU	IKC1162238 KBF1080519	Jesolo / TM / Vego	21		13	10:28,887 0:14,150	0:00,479	0:47,158	10	89,3 km/h 91,6 km/h
22	37	DEGNBOL, Noah	DNK	RS Competition	DNK	65659 36053	Tony Kart / Vortex / Vego	22		13	10:29,057 0:14,320	0:00,170	0:46,994	9	89,3 km/h 91,9 km/h
23	15	BÖNIGHAUSEN, Colin Jamie	DEU	TB Racing Team	DEU	IKCR1179397 KBF1116906	KR / IAME / Vego	23		13	10:29,363 0:14,626	0:00,306	0:47,006	8	89,2 km/h 91,3 km/h
24	77	TRAMNITZ, Tim	DEU	Kartshop Ampfing	DEU	IKCR1161254 KBF1108764	Tony Kart / TM / Vego	24		13	10:30,190 0:15,453	0:00,827	0:47,065	10	89,1 km/h 91,8 km/h
25	31	BELHOCINE, Sebastien	CZE	Strnadel Motorsport	CZE	19AS0129 18AT01511	KR / IAME / Vego	25		13	10:31,432 0:16,695	0:01,242	0:47,292	11	88,9 km/h 91,3 km/h
26	24	LAGROTTERIA, Antonio	CHE	Innovate Competition	CHE	500238 500033	Exprit / Vortex / Vego	26		13	10:31,590 0:16,853	0:00,158	0:47,267	9	88,9 km/h 91,4 km/h
27	55	QUFAJ, David	DEU	Kartshop Ampfing	DEU	IKC1141427 KBF1108764	Tony Kart / TM / Vego	27		13	10:31,837 0:17,100	0:00,247	0:47,276	10	88,9 km/h 91,4 km/h
28	39	BRADAL, Rasmus	DNK	RS Competition	DNK	39340 36053	Tony Kart / Vortex / Vego	28		13	10:32,101 0:17,364	0:00,264	0:47,129	10	88,8 km/h 91,7 km/h
29	41	MEYER HANSEN, Mikkel	DNK	Racing Motor DK	DNK	36477 03587	Kali Kart / TM / Vego	29		13	10:32,748 0:19,011	0:01,647	0:47,536	8	88,6 km/h 90,9 km/h
30	9	BAERISWL, Alain	CHE	Kartteam Meier GmbH	CHE	500344 500008	DR / Rexion / Vego	30		13	10:38,988 0:24,251	0:05,240	0:48,036	7	87,9 km/h 89,9 km/h
31	54	DI PRIMA, Livio	CHE	Salgat Motorsport	DEU	500260 KBF1079882	Birel Art / IAME / Vego	31	5 sec.	13	10:47,191 0:32,454	0:08,203	0:47,642	7	86,8 km/h 90,7 km/h
32	62	TRÄGER, Daniel	DNK	Speedsupply	DNK	52507 61513	Hoase / IAME / Vego	32		2	1:38,660 11 R	11 R	0:47,556	2	87,6 km/h 90,8 km/h

StNr. 54,38 5 sec penalty Frontfairing

Rennleitung: Pasquale Lupoli Racedirektor: Horst Seidel
 Sportkommissare: Nikolas Spaderna / Ulrich Bell / Paola Acerbi
 Techn. Kommissare: Hans-Jürgen Dangers / M. Grasshoff / C. Schmidt
 Zeitnahme: KART-DATA timing service Franz Schieszler

Zeitnahme / timekeeping

control 
 Franz Schieszler

freigegeben: 15:30:29






DEUTSCHE KART-MEISTERSCHAFT

Round 1: 12 - 14 / 04 / 2019

SOUTH GARDA - LONATO (ITA)



DMSB

DMSB RegNr 97-19

R 6 DKM (OK) Heat 2 A < > C

Fahrername Driver	Travisanutto Lorenzo	Haverkort Kas	Thompson Harry	Dörr Ben	Buus Bastian	Sizov Aleksey	Hantke Nico	Born Miklas Basil	Ried Jonas	Fritis Julie	Tauscher Alexander	Anderrüti Leandro
schnellste Runde in Runde	0:46,698 Rn. 9	0:46,791 Rn. 10	0:46,800 Rn. 9	0:46,818 Rn. 10	0:46,962 Rn. 12	0:46,743 Rn. 11	0:46,878 Rn. 11	0:46,989 Rn. 7	0:46,828 Rn. 11	0:46,839 Rn. 10	0:46,924 Rn. 8	0:47,118 Rn. 11
Speed	92,5 km/h	92,3 km/h	92,3 km/h	92,3 km/h	92,0 km/h	92,4 km/h	92,2 km/h	91,9 km/h	92,3 km/h	92,2 km/h	92,1 km/h	91,7 km/h
Lap 1	0:48,505	0:48,186	0:49,302	0:48,844	0:48,797	0:50,729	0:49,543	0:50,221	0:50,264	0:50,004	0:51,141	0:51,797
Lap 2	0:47,449	0:47,513	0:47,756	0:47,554	0:47,421	0:47,628	0:47,528	0:47,679	0:48,388	0:47,742	0:49,018	0:48,121
Lap 3	0:47,288	0:47,188	0:47,635	0:47,995	0:48,201	0:48,390	0:48,278	0:48,589	0:48,682	0:47,814	0:48,285	0:48,113
Lap 4	0:47,059	0:47,035	0:46,980	0:47,534	0:47,728	0:47,266	0:47,790	0:47,726	0:48,118	0:47,044	0:47,682	0:47,621
Lap 5	0:46,880	0:46,974	0:46,978	0:47,087	0:47,867	0:47,107	0:47,222	0:47,087	0:47,046	0:47,130	0:47,225	0:47,281
Lap 6	0:46,881	0:46,905	0:47,169	0:47,470	0:47,226	0:47,032	0:47,226	0:47,057	0:47,172	0:46,894	0:47,097	0:47,253
Lap 7	0:46,797	0:46,867	0:46,876	0:47,557	0:47,146	0:47,005	0:47,276	0:46,989	0:47,420	0:47,272	0:47,241	0:47,213
Lap 8	0:46,854	0:46,828	0:46,868	0:47,244	0:47,278	0:46,878	0:47,196	0:47,104	0:47,267	0:47,465	0:46,924	0:47,157
Lap 9	0:46,698	0:46,814	0:46,800	0:46,837	0:47,269	0:46,857	0:47,007	0:47,048	0:46,953	0:46,928	0:47,149	0:47,205
Lap 10	0:46,755	0:46,791	0:46,850	0:46,818	0:47,003	0:46,924	0:46,991	0:47,003	0:46,894	0:46,839	0:47,140	0:47,206
Lap 11	0:47,401	0:47,406	0:46,950	0:46,872	0:47,103	0:46,743	0:46,878	0:46,989	0:46,828	0:46,910	0:47,182	0:47,118
Lap 12	0:47,109	0:47,147	0:46,910	0:46,959	0:46,962	0:47,212	0:47,437	0:47,067	0:46,941	0:46,951	0:47,169	0:47,774
Lap 13	0:47,244	0:47,576	0:47,354	0:46,954	0:47,155	0:47,043	0:47,143	0:47,109	0:47,167	0:46,843	0:47,166	0:47,619






DEUTSCHE KART-MEISTERSCHAFT

Round 1: 12 - 14 / 04 / 2019

SOUTH GARDA - LONATO (ITA)



DMSB

DMSB RegNr 97-19

R 6 DKM (OK) Heat 2 A < > C

Fahrername Driver	Holzem Juliano	Mesch Joel	Pedersen Nicolai	Van Vark Lars	Kikkenborg Frederik	Kramer Pablo	O' dey Levi	Holzem Sandro	Rosam Max	Degnbol Noah	Bönighausen Colin Jamie	Tramnitz Tim
schnellste Runde	0:47,071 Rn. 11	0:46,891 Rn. 10	0:47,151 Rn. 7	0:47,158 Rn. 10	0:47,051 Rn. 11	0:47,155 Rn. 9	0:47,076 Rn. 10	0:47,003 Rn. 10	0:47,158 Rn. 10	0:46,994 Rn. 9	0:47,006 Rn. 8	0:47,065 Rn. 10
Speed	91,8 km/h	92,1 km/h	91,6 km/h	91,6 km/h	91,8 km/h	91,6 km/h	91,8 km/h	91,9 km/h	91,6 km/h	91,9 km/h	91,9 km/h	91,8 km/h
Lap 1	0:50,854	0:49,922	0:50,998	0:51,522	0:52,309	0:52,179	0:52,275	0:52,314	0:53,261	0:52,675	0:53,333	0:54,287
Lap 2	0:48,110	0:47,952	0:48,422	0:48,108	0:47,953	0:48,345	0:48,050	0:50,161	0:48,504	0:48,752	0:48,999	0:48,765
Lap 3	0:48,214	0:49,448	0:48,013	0:48,993	0:48,703	0:48,249	0:49,083	0:49,253	0:47,936	0:48,465	0:48,875	0:48,703
Lap 4	0:47,850	0:48,480	0:48,664	0:47,749	0:47,636	0:48,116	0:48,472	0:47,445	0:47,904	0:47,885	0:47,520	0:47,358
Lap 5	0:47,148	0:47,209	0:47,326	0:47,492	0:47,273	0:47,453	0:47,662	0:47,713	0:47,416	0:48,185	0:48,659	0:48,362
Lap 6	0:47,206	0:47,683	0:47,175	0:47,273	0:47,350	0:47,338	0:47,936	0:47,266	0:48,219	0:47,829	0:47,496	0:48,444
Lap 7	0:47,484	0:47,702	0:47,151	0:47,339	0:47,666	0:47,636	0:47,283	0:47,119	0:47,269	0:47,157	0:47,204	0:47,390
Lap 8	0:47,561	0:47,089	0:47,192	0:47,159	0:47,195	0:47,206	0:47,262	0:47,219	0:47,246	0:47,663	0:47,006	0:47,315
Lap 9	0:48,541	0:47,687	0:47,598	0:47,328	0:47,163	0:47,155	0:47,289	0:47,263	0:47,186	0:46,994	0:47,059	0:47,405
Lap 10	0:47,397	0:46,891	0:47,371	0:47,158	0:47,448	0:47,827	0:47,076	0:47,003	0:47,158	0:47,002	0:47,165	0:47,065
Lap 11	0:47,071	0:47,013	0:47,248	0:47,420	0:47,051	0:47,410	0:47,253	0:47,057	0:47,293	0:47,251	0:47,131	0:47,172
Lap 12	0:47,096	0:47,311	0:47,209	0:47,333	0:47,301	0:47,188	0:47,206	0:47,590	0:47,983	0:47,690	0:48,268	0:47,110
Lap 13	0:47,279	0:47,808	0:47,305	0:47,493	0:47,202	0:47,261	0:47,185	0:47,230	0:47,481	0:47,042	0:47,075	0:47,171







DEUTSCHE KART-MEISTERSCHAFT


Round 1: 12 - 14 / 04 / 2019

SOUTH GARDA - LONATO (ITA)

DMSB RegNr 97-19

R 6 DKM (OK) Heat 2 A < > C

Fahrername Driver	Belhocine Sebastien	Lagrotteria Antonio	Qufaj David	Bradal Rasmus	Meyer Hansen Mikkel	Boeriswl Alain	Di Prima Livio	Träger Daniel
schnellste Runde in Runde	0:47,292 Rn. 11	0:47,267 Rn. 9	0:47,276 Rn. 10	0:47,129 Rn. 10	0:47,536 Rn. 8	0:48,036 Rn. 7	0:47,642 Rn. 7	0:47,556 Rn. 2
Speed	91,3 km/h	91,4 km/h	91,4 km/h	91,7 km/h	90,9 km/h	89,9 km/h	90,7 km/h	90,8 km/h
Lap 1	0:52,940	0:52,559	0:53,525	0:53,744	0:54,151	0:54,218	0:54,200	0:48,903
Lap 2	0:48,609	0:48,386	0:49,099	0:48,957	0:49,045	0:49,249	0:49,249	0:47,556
Lap 3	0:48,596	0:48,118	0:49,236	0:49,574	0:48,588	0:49,598	0:49,519	
Lap 4	0:48,018	0:48,193	0:47,632	0:47,518	0:47,770	0:48,165	0:47,831	
Lap 5	0:47,303	0:47,715	0:47,757	0:47,561	0:47,718	0:48,148	0:47,745	
Lap 6	0:49,859	0:50,751	0:48,447	0:48,313	0:48,833	0:48,118	0:48,097	
Lap 7	0:47,594	0:47,519	0:47,467	0:47,661	0:47,549	0:48,036	0:47,642	
Lap 8	0:47,357	0:47,578	0:47,553	0:47,454	0:47,536	0:48,288	0:47,900	
Lap 9	0:47,637	0:47,267	0:47,599	0:47,689	0:48,205	0:48,246	0:48,365	
Lap 10	0:47,439	0:47,463	0:47,276	0:47,129	0:47,563	0:48,056	0:49,031	
Lap 11	0:47,292	0:47,315	0:47,322	0:47,197	0:47,569	0:48,262	0:49,522	
Lap 12	0:47,441	0:47,378	0:47,314	0:47,364	0:47,673	0:48,052	0:49,249	
Lap 13	0:47,506	0:47,343	0:47,453	0:47,463	0:47,618	0:48,144	0:49,737	



DMSB RegNr-97-19

R 6 DKM (OK) Heat 2 A < > C

Ziel		Sektion 1		Sektion 2		Sektion 3	
Fahrername	Zeit	Fahrername	Zeit	Fahrername	Zeit	Fahrername	Zeit
1 84 Travisanutto,Lorenzo	0:46,698	6 Hamtke,Nico	0:18,331	53 Sizov,Aleksey	0:14,292	10 Ried,Jonas	0:13,890
2 53 Sizov,Aleksey	0:46,743	53 Sizov,Aleksey	0:18,383	84 Travisanutto,Lorenzo	0:14,326	1 Thompson,Harry	0:13,903
3 4 Haverkort,Kas	0:46,791	4 Haverkort,Kas	0:18,396	4 Haverkort,Kas	0:14,339	84 Travisanutto,Lorenzo	0:13,918
4 1 Thompson,Harry	0:46,800	15 Bönighausen,Colin Jamie	0:18,403	13 Tauscher,Alexander	0:14,346	27 Born,Miklas Basil	0:13,945
5 14 Dörr,Ben	0:46,818	84 Travisanutto,Lorenzo	0:18,416	1 Thompson,Harry	0:14,349	4 Haverkort,Kas	0:13,971
6 10 Ried,Jonas	0:46,828	14 Dörr,Ben	0:18,421	11 Mesch,Joel	0:14,370	38 Friis,Julie	0:13,972
7 38 Friis,Julie	0:46,839	37 Degnbol,Noah	0:18,424	99 Buus,Bastian	0:14,377	29 Holzem,Sandro	0:13,974
8 6 Hamtke,Nico	0:46,878	38 Friis,Julie	0:18,426	38 Friis,Julie	0:14,380	11 Mesch,Joel	0:13,991
9 11 Mesch,Joel	0:46,891	11 Mesch,Joel	0:18,431	14 Dörr,Ben	0:14,387	14 Dörr,Ben	0:13,996
10 13 Tauscher,Alexander	0:46,924	10 Ried,Jonas	0:18,438	27 Born,Miklas Basil	0:14,406	46 Kikkenborg,Frederik	0:14,020
11 99 Buus,Bastian	0:46,962	1 Thompson,Harry	0:18,446	37 Degnbol,Noah	0:14,409	55 Qufaj,David	0:14,021
12 27 Born,Miklas Basil	0:46,989	99 Buus,Bastian	0:18,456	15 Bönighausen,Colin Jamie	0:14,419	28 O`dey,Levi	0:14,028
13 37 Degnbol,Noah	0:46,994	30 Holzem,Juliano	0:18,459	29 Holzem,Sandro	0:14,428	15 Bönighausen,Colin Jamie	0:14,030
14 29 Holzem,Sandro	0:47,003	77 Tramnitz,Tim	0:18,468	6 Hamtke,Nico	0:14,433	36 Anderrüti,Leandro	0:14,052
15 15 Bönighausen,Colin Jamie	0:47,006	46 Kikkenborg,Frederik	0:18,470	21 Van Vark,Lars	0:14,439	53 Sizov,Aleksey	0:14,058
16 46 Kikkenborg,Frederik	0:47,051	48 Kramer,Pablo	0:18,473	10 Ried,Jonas	0:14,442	77 Tramnitz,Tim	0:14,061
17 77 Tramnitz,Tim	0:47,065	13 Tauscher,Alexander	0:18,484	36 Anderrüti,Leandro	0:14,443	6 Hamtke,Nico	0:14,065
18 30 Holzem,Juliano	0:47,071	39 BradaJ,Rasmus	0:18,494	18 Rosam,Max	0:14,451	13 Tauscher,Alexander	0:14,068
19 28 O`dey,Levi	0:47,076	29 Holzem,Sandro	0:18,504	30 Holzem,Juliano	0:14,458	44 Pedersen,Nicolai	0:14,072
20 36 Anderrüti,Leandro	0:47,118	24 Lagrotteria,Antonio	0:18,507	31 Belhocine,Sebastien	0:14,460	18 Rosam,Max	0:14,077
21 39 BradaJ,Rasmus	0:47,129	27 Born,Miklas Basil	0:18,509	77 Tramnitz,Tim	0:14,467	99 Buus,Bastian	0:14,078
22 44 Pedersen,Nicolai	0:47,151	21 Van Vark,Lars	0:18,510	44 Pedersen,Nicolai	0:14,473	37 Degnbol,Noah	0:14,080
23 48 Kramer,Pablo	0:47,155	44 Pedersen,Nicolai	0:18,513	28 O`dey,Levi	0:14,476	39 BradaJ,Rasmus	0:14,092
24 21 Van Vark,Lars	0:47,158	36 Anderrüti,Leandro	0:18,521	24 Lagrotteria,Antonio	0:14,520	30 Holzem,Juliano	0:14,095
25 18 Rosam,Max	0:47,158	18 Rosam,Max	0:18,534	39 BradaJ,Rasmus	0:14,522	31 Belhocine,Sebastien	0:14,106
26 24 Lagrotteria,Antonio	0:47,267	28 O`dey,Levi	0:18,561	48 Kramer,Pablo	0:14,526	21 Van Vark,Lars	0:14,118
27 55 Qufaj,David	0:47,276	31 Belhocine,Sebastien	0:18,575	46 Kikkenborg,Frederik	0:14,537	48 Kramer,Pablo	0:14,124
28 31 Belhocine,Sebastien	0:47,292	55 Qufaj,David	0:18,593	41 Meyer Hansen,Mikkel	0:14,600	54 Di Prima,Livio	0:14,134
29 41 Meyer Hansen,Mikkel	0:47,536	62 Träger,Daniel	0:18,659	62 Träger,Daniel	0:14,613	41 Meyer Hansen,Mikkel	0:14,139
30 62 Träger,Daniel	0:47,556	41 Meyer Hansen,Mikkel	0:18,696	55 Qufaj,David	0:14,626	24 Lagrotteria,Antonio	0:14,181
31 54 Di Prima,Livio	0:47,642	54 Di Prima,Livio	0:18,797	54 Di Prima,Livio	0:14,677	62 Träger,Daniel	0:14,193
32 9 Baeriswl,Alain	0:48,036	9 Baeriswl,Alain	0:18,821	9 Baeriswl,Alain	0:14,762	9 Baeriswl,Alain	0:14,272







DEUTSCHE KART-MEISTERSCHAFT

Round 1: 12 - 14 / 04 / 2019

SOUTH GARDA - LONATO (ITA)



DMSB RegNr 97-19

R 6 DKM (OK) Heat 2 A < > C

Die schnellsten Zeiten

Ort	Nr. Fahrername	Streckenl.	Zeit	Ø Speed
Ziel	84 Travisanutto, Lorenzo	1200 m	0:46,698	92,5 km/h
Sektion 1	6 Hamke, Nico	531 m	0:18,331	104,3 km/h
Sektion 2	53 Szow, Aleksey	390 m	0:14,292	98,2 km/h
Sektion 3	10 Ried, Jonas	279 m	0:13,890	72,3 km/h

	Smr.84 Travisanutto, Lorenzo ITA CV Performance Group theoretisch mögliche Bestzeit 0:46,660	Smr.4 Haverkort, Kas NLD CRG Keizer racing theoretisch mögliche Bestzeit 0:46,706	Smr.1 Thompson, Harry GBR Ricky Flynn Motorsport theoretisch mögliche Bestzeit 0:46,698	Smr.14 Dörr, Ben DEU TB Racing Team theoretisch mögliche Bestzeit 0:46,804	Smr.99 Buis, Bastian DNK RS Competition theoretisch mögliche Bestzeit 0:46,911
best	Ziel 0:46,698 0:18,416 0:14,326 0:13,918	Ziel 0:46,791 0:18,396 0:14,339 0:13,971	Ziel 0:46,800 0:18,446 0:14,349 0:13,903	Ziel 0:46,818 0:18,421 0:14,387 0:13,996	Ziel 0:46,962 0:18,456 0:14,377 0:14,078
Runde 1	0:48,505 0:19,410 0:14,795 0:14,300	0:48,186 0:19,191 0:14,831 0:14,164	0:49,302 0:19,908 0:14,752 0:14,642	0:48,844 0:19,616 0:14,889 0:14,339	0:48,797 0:19,530 0:14,897 0:14,370
Runde 2	0:47,449 0:18,683 0:14,622 0:14,144	0:47,513 0:18,761 0:14,664 0:14,088	0:47,756 0:19,023 0:14,642 0:14,091	0:47,554 0:18,671 0:14,675 0:14,208	0:47,421 0:18,625 0:14,631 0:14,165
Runde 3	0:47,288 0:18,708 0:14,479 0:14,101	0:47,188 0:18,620 0:14,480 0:14,088	0:47,635 0:18,471 0:14,587 0:14,577	0:47,995 0:18,636 0:14,675 0:14,684	0:48,201 0:18,665 0:14,718 0:14,818
Runde 4	0:47,059 0:18,496 0:14,431 0:14,132	0:47,035 0:18,480 0:14,495 0:14,060	0:46,980 0:18,498 0:14,441 0:14,041	0:47,534 0:18,649 0:14,637 0:14,248	0:47,728 0:18,785 0:14,703 0:14,240
Runde 5	0:46,880 0:18,518 0:14,368 0:13,994	0:46,974 0:18,517 0:14,402 0:14,055	0:46,978 0:18,543 0:14,448 0:13,987	0:47,087 0:18,529 0:14,457 0:14,101	0:47,867 0:18,973 0:14,485 0:14,409
Runde 6	0:46,881 0:18,507 0:14,392 0:13,982	0:46,905 0:18,483 0:14,437 0:13,985	0:47,169 0:18,449 0:14,402 0:14,318	0:47,470 0:18,497 0:14,496 0:14,477	0:47,226 0:18,501 0:14,544 0:14,181
Runde 7	0:46,797 0:18,426 0:14,382 0:13,989	0:46,867 0:18,444 0:14,377 0:14,046	0:46,876 0:18,460 0:14,394 0:14,022	0:47,557 0:18,615 0:14,464 0:14,478	0:47,146 0:18,532 0:14,454 0:14,160
Runde 8	0:46,854 0:18,474 0:14,399 0:13,981	0:46,828 0:18,493 0:14,364 0:13,971	0:46,868 0:18,506 0:14,349 0:14,013	0:47,244 0:18,528 0:14,412 0:14,304	0:47,278 0:18,509 0:14,473 0:14,296
Runde 9	0:46,698 0:18,416 0:14,326 0:13,956	0:46,814 0:18,442 0:14,364 0:13,971	0:46,800 0:18,519 0:14,378 0:13,903	0:46,837 0:18,421 0:14,414 0:14,002	0:47,269 0:18,585 0:14,529 0:14,155
Runde 10	0:46,755 0:18,483 0:14,354 0:13,918	0:46,791 0:18,415 0:14,363 0:14,013	0:46,850 0:18,455 0:14,413 0:13,982	0:46,818 0:18,435 0:14,387 0:13,996	0:47,003 0:18,456 0:14,469 0:14,078
Runde 11	0:47,401 0:18,417 0:14,389 0:14,595	0:47,406 0:18,420 0:14,355 0:14,631	0:46,950 0:18,446 0:14,433 0:14,071	0:46,872 0:18,449 0:14,406 0:14,017	0:47,103 0:18,501 0:14,456 0:14,146
Runde 12	0:47,109 0:18,436 0:14,361 0:14,312	0:47,147 0:18,396 0:14,382 0:14,369	0:46,910 0:18,532 0:14,369 0:14,009	0:46,959 0:18,486 0:14,463 0:14,010	0:46,962 0:18,471 0:14,377 0:14,114
Runde 13	0:47,244 0:18,811 0:14,361 0:14,072	0:47,576 0:19,023 0:14,498 0:14,055	0:47,354 0:18,494 0:14,583 0:14,277	0:46,954 0:18,455 0:14,419 0:14,080	0:47,155 0:18,461 0:14,594 0:14,100








DEUTSCHE KART-MEISTERSCHAFT

Round 1: 12 - 14 / 04 / 2019

SOUTH GARDA - LONATO (ITA)




DMSB RegNr 97-19

R 6 DKM (OK) Heat 2 A < > C

Die schnellsten Zeiten

Ort	Nr. Fahrername	Streckenl.	ø Speed
Ziel	84 Trevisanutto, Lorenzo	1200 m	92,5 km/h
Sektion 1	6 Hamtke, Nico	531 m	104,3 km/h
Sektion 2	53 Sizov, Aleksey	390 m	98,2 km/h
Sektion 3	10 Ried, Jonas	279 m	72,3 km/h

	Smr.53 Sizov,Aleksey RUS TB Racing Team			Smr.6 Hamtke,Nico DEU 3G Racing			Smr.27 Born,Miklas Basil CHE Innovate Competition			Smr.10 Ried,Jonas DEU Solgat Motorsport			Smr.38 Friis,Julie DNK TK Racing			
	theoretisch mögliche Bestzeit 0:46,733			theoretisch mögliche Bestzeit 0:46,829			theoretisch mögliche Bestzeit 0:46,860			theoretisch mögliche Bestzeit 0:46,770			theoretisch mögliche Bestzeit 0:46,778			
best	Ziel	Sektion 1	Sektion 2	Sektion 3	Ziel	Sektion 1	Sektion 2	Sektion 3	Ziel	Sektion 1	Sektion 2	Sektion 3	Ziel	Sektion 1	Sektion 2	Sektion 3
Runde 1	0:46,743	0:18,383	0:14,292	0:14,058	0:46,878	0:18,331	0:14,433	0:14,065	0:46,989	0:18,509	0:14,406	0:13,945	0:46,828	0:18,438	0:14,442	0:13,890
Runde 2	0:50,729	0:21,043	0:14,985	0:14,701	0:49,543	0:19,999	0:14,919	0:14,625	0:50,221	0:20,445	0:14,997	0:14,779	0:50,264	0:20,730	0:15,054	0:14,480
Runde 3	0:47,628	0:18,627	0:14,633	0:14,368	0:47,528	0:18,643	0:14,600	0:14,285	0:47,679	0:18,817	0:14,650	0:14,212	0:48,388	0:18,718	0:14,674	0:14,996
Runde 4	0:48,390	0:18,459	0:14,462	0:15,469	0:48,278	0:18,712	0:14,514	0:15,052	0:48,589	0:18,602	0:14,569	0:15,418	0:48,682	0:18,639	0:14,567	0:15,476
Runde 5	0:47,266	0:18,717	0:14,469	0:14,080	0:47,790	0:18,938	0:14,649	0:14,203	0:47,726	0:19,001	0:14,650	0:14,075	0:48,118	0:18,922	0:14,613	0:14,583
Runde 6	0:47,107	0:18,499	0:14,439	0:14,169	0:47,222	0:18,511	0:14,512	0:14,199	0:47,087	0:18,559	0:14,465	0:14,063	0:47,046	0:18,515	0:14,510	0:14,021
Runde 7	0:47,032	0:18,510	0:14,436	0:14,086	0:47,226	0:18,493	0:14,549	0:14,184	0:47,057	0:18,510	0:14,541	0:14,006	0:47,172	0:18,525	0:14,513	0:14,134
Runde 8	0:46,878	0:18,438	0:14,382	0:14,058	0:47,276	0:18,479	0:14,640	0:14,157	0:46,989	0:18,509	0:14,488	0:13,992	0:47,420	0:18,451	0:14,798	0:14,171
Runde 9	0:46,857	0:18,404	0:14,380	0:14,073	0:47,196	0:18,486	0:14,530	0:14,180	0:47,104	0:18,538	0:14,495	0:14,071	0:47,267	0:18,481	0:14,560	0:14,226
Runde 10	0:46,924	0:18,466	0:14,393	0:14,065	0:47,007	0:18,421	0:14,492	0:14,094	0:47,048	0:18,521	0:14,518	0:14,009	0:46,953	0:18,507	0:14,488	0:13,958
Runde 11	0:46,743	0:18,383	0:14,292	0:14,068	0:46,991	0:18,469	0:14,444	0:14,078	0:47,003	0:18,568	0:14,445	0:13,990	0:46,894	0:18,498	0:14,442	0:13,954
Runde 12	0:47,212	0:18,426	0:14,349	0:14,437	0:46,878	0:18,331	0:14,433	0:14,114	0:46,989	0:18,552	0:14,492	0:13,945	0:46,828	0:18,444	0:14,494	0:13,890
Runde 13	0:47,043	0:18,410	0:14,437	0:14,196	0:47,437	0:18,416	0:14,446	0:14,575	0:47,067	0:18,637	0:14,406	0:14,024	0:46,941	0:18,438	0:14,563	0:13,940
					0:47,143	0:18,607	0:14,471	0:14,065	0:47,109	0:18,567	0:14,533	0:14,009	0:47,167	0:18,552	0:14,560	0:14,055





Round 1: 12 - 14 / 04 / 2019

SOUTH GARDA - LONATO (ITA)



DEUTSCHE KART-MEISTERSCHAFT



DMSB RegNr 97-19

R 6 DKM (OK) Heat 2 A < > C

Die schnellsten Zeiten

Ort	Nr. Fahrername	Zeit	Streckenl.	ø Speed
Ziel	84 Trevisanutto, Lorenzo	0:46,698	1200 m	92,5 km/h
Sektion 1	6 Hamke, Nico	0:18,331	531 m	104,3 km/h
Sektion 2	53 Szow, Aleksey	0:14,292	390 m	98,2 km/h
Sektion 3	10 Ried, Jonas	0:13,890	279 m	72,3 km/h

	Smr.13 Tauscher, Alexander DEU Junior TEAM75			Smr.36 Anderiüti, Leandro CHE Lanari Racing Team			Smr.30 Holzem, Juliano DEU Lanari Racing Team			Smr.11 Mesch, Joel DEU TB Racing Team			Smr.44 Pedersen, Nicolai DNK KSB Racing Team							
	theoretisch mögliche Bestzeit	Ziel	Bestzeit	theoretisch mögliche Bestzeit	Ziel	Bestzeit	theoretisch mögliche Bestzeit	Ziel	Bestzeit	theoretisch mögliche Bestzeit	Ziel	Bestzeit	theoretisch mögliche Bestzeit	Ziel	Bestzeit					
best	0:46,924	0:18,484	0:14,346	0:14,068	0:47,118	0:18,521	0:14,443	0:14,052	0:47,071	0:18,459	0:14,458	0:14,095	0:46,891	0:18,431	0:14,370	0:13,991	0:47,151	0:18,513	0:14,473	0:14,072
Runde 1	0:51,141	0:20,912	0:15,416	0:14,813	0:51,797	0:21,076	0:15,424	0:15,297	0:50,854	0:20,950	0:15,049	0:14,855	0:49,922	0:20,567	0:14,895	0:14,460	0:50,998	0:20,791	0:15,442	0:14,765
Runde 2	0:49,018	0:19,820	0:14,813	0:14,385	0:48,121	0:18,830	0:14,676	0:14,615	0:48,110	0:18,754	0:14,754	0:14,602	0:47,952	0:18,928	0:14,829	0:14,195	0:48,422	0:18,917	0:14,757	0:14,748
Runde 3	0:48,285	0:18,764	0:14,515	0:15,006	0:48,113	0:18,758	0:14,514	0:14,841	0:48,214	0:18,501	0:14,560	0:15,153	0:49,448	0:18,827	0:14,700	0:15,921	0:48,013	0:18,888	0:14,599	0:14,526
Runde 4	0:47,682	0:18,630	0:14,489	0:14,563	0:47,621	0:18,784	0:14,665	0:14,172	0:47,850	0:18,954	0:14,503	0:14,393	0:48,480	0:19,292	0:14,764	0:14,424	0:48,664	0:19,010	0:14,764	0:14,890
Runde 5	0:47,225	0:18,547	0:14,482	0:14,196	0:47,281	0:18,664	0:14,443	0:14,174	0:47,148	0:18,496	0:14,539	0:14,113	0:47,209	0:18,671	0:14,511	0:14,027	0:47,326	0:18,659	0:14,595	0:14,072
Runde 6	0:47,097	0:18,555	0:14,412	0:14,130	0:47,253	0:18,521	0:14,472	0:14,260	0:47,206	0:18,564	0:14,510	0:14,132	0:47,683	0:18,529	0:14,561	0:14,593	0:47,175	0:18,559	0:14,530	0:14,086
Runde 7	0:47,241	0:18,548	0:14,489	0:14,204	0:47,213	0:18,558	0:14,525	0:14,130	0:47,484	0:18,608	0:14,589	0:14,287	0:47,702	0:18,547	0:14,644	0:14,511	0:47,151	0:18,531	0:14,473	0:14,147
Runde 8	0:46,924	0:18,485	0:14,346	0:14,093	0:47,157	0:18,557	0:14,454	0:14,146	0:47,561	0:18,531	0:14,545	0:14,485	0:47,089	0:18,553	0:14,517	0:14,019	0:47,192	0:18,513	0:14,509	0:14,170
Runde 9	0:47,149	0:18,484	0:14,474	0:14,191	0:47,205	0:18,616	0:14,510	0:14,079	0:48,541	0:18,628	0:14,579	0:15,334	0:47,687	0:18,578	0:14,425	0:14,684	0:47,598	0:18,562	0:14,633	0:14,403
Runde 10	0:47,140	0:18,561	0:14,511	0:14,068	0:47,206	0:18,562	0:14,535	0:14,109	0:47,397	0:18,618	0:14,567	0:14,212	0:46,891	0:18,506	0:14,370	0:14,015	0:47,371	0:18,627	0:14,644	0:14,100
Runde 11	0:47,182	0:18,530	0:14,552	0:14,100	0:47,118	0:18,562	0:14,504	0:14,052	0:47,071	0:18,477	0:14,458	0:14,136	0:47,013	0:18,546	0:14,476	0:13,991	0:47,248	0:18,600	0:14,566	0:14,082
Runde 12	0:47,169	0:18,509	0:14,500	0:14,160	0:47,774	0:18,636	0:14,944	0:14,194	0:47,096	0:18,459	0:14,542	0:14,095	0:47,311	0:18,431	0:14,658	0:14,222	0:47,209	0:18,521	0:14,565	0:14,123
Runde 13	0:47,166	0:18,611	0:14,367	0:14,188	0:47,619	0:18,728	0:14,494	0:14,397	0:47,279	0:18,519	0:14,497	0:14,263	0:47,808	0:18,733	0:14,565	0:14,510	0:47,305	0:18,596	0:14,546	0:14,163






DEUTSCHE KART-MEISTERSCHAFT

Round 1: 12 - 14 / 04 / 2019

SOUTH GARDA - LONATO (ITA)




DMSB RegNr 97-19

R 6 DKM (OK) Heat 2 A < > C

Die schnellsten Zeiten

Ort	Nr. Fahrername	Streckenkil.	Zeit	Ø Speed
Ziel	84 Trevisanutto, Lorenzo	1200 m	0:46,698	92,5 km/h
Sektion 1	6 Hamke, Nico	531 m	0:18,331	104,3 km/h
Sektion 2	53 Szow, Aleksey	390 m	0:14,292	98,2 km/h
Sektion 3	10 Ried, Jonas	279 m	0:13,890	72,3 km/h

	Stmr.21 Van Vark, Lars NLD TB Racing Team			Stmr.46 Kikkenborg, Frederik DNK KSB Racing Team			Stmr.48 Kromer, Pablo DEU RL-Competition.com			Stmr.28 O'dey, Levi DEU RS Schumacher Racing Team			Stmr.29 Holzem, Sandro DEU Lanari Racing Team							
	theoretisch mögliche Bestzeit	Sektion 1	Sektion 2	Sektion 3	theoretisch mögliche Bestzeit	Sektion 1	Sektion 2	Sektion 3	theoretisch mögliche Bestzeit	Sektion 1	Sektion 2	Sektion 3	theoretisch mögliche Bestzeit	Sektion 1	Sektion 2	Sektion 3				
best	0:47,158	0:18,510	0:14,439	0:14,118	0:47,051	0:18,470	0:14,537	0:14,020	0:47,155	0:18,473	0:14,526	0:14,124	0:47,076	0:18,561	0:14,476	0:14,028	0:47,003	0:18,504	0:14,428	0:13,974
Runde 1	0:51,522	0:20,719	0:15,915	0:14,888	0:52,309	0:20,908	0:16,005	0:15,396	0:52,179	0:21,007	0:15,922	0:15,250	0:52,275	0:21,273	0:16,101	0:14,901	0:52,314	0:20,754	0:15,814	0:15,746
Runde 2	0:48,108	0:18,976	0:14,681	0:14,451	0:47,953	0:18,920	0:14,755	0:14,278	0:48,345	0:19,204	0:14,765	0:14,376	0:48,050	0:18,895	0:14,792	0:14,363	0:50,161	0:19,101	0:14,809	0:16,251
Runde 3	0:48,993	0:19,315	0:14,631	0:15,047	0:48,703	0:18,694	0:14,904	0:15,105	0:48,249	0:18,900	0:14,790	0:14,559	0:49,083	0:18,740	0:14,911	0:15,432	0:49,253	0:19,610	0:14,684	0:14,959
Runde 4	0:47,749	0:18,653	0:14,539	0:14,557	0:47,636	0:18,652	0:14,757	0:14,227	0:48,116	0:18,650	0:14,615	0:14,851	0:48,472	0:19,310	0:14,842	0:14,320	0:47,445	0:18,802	0:14,511	0:14,132
Runde 5	0:47,492	0:18,549	0:14,631	0:14,312	0:47,273	0:18,500	0:14,650	0:14,123	0:47,453	0:18,576	0:14,644	0:14,233	0:47,662	0:18,625	0:14,581	0:14,456	0:47,713	0:18,588	0:14,668	0:14,457
Runde 6	0:47,273	0:18,587	0:14,439	0:14,247	0:47,350	0:18,527	0:14,676	0:14,147	0:47,338	0:18,620	0:14,558	0:14,160	0:47,936	0:19,159	0:14,604	0:14,173	0:47,266	0:18,541	0:14,547	0:14,178
Runde 7	0:47,339	0:18,643	0:14,508	0:14,188	0:47,666	0:18,614	0:14,560	0:14,492	0:47,636	0:18,579	0:14,616	0:14,441	0:47,283	0:18,625	0:14,518	0:14,140	0:47,119	0:18,504	0:14,447	0:14,168
Runde 8	0:47,159	0:18,578	0:14,456	0:14,125	0:47,195	0:18,573	0:14,538	0:14,084	0:47,206	0:18,499	0:14,530	0:14,177	0:47,262	0:18,573	0:14,577	0:14,112	0:47,219	0:18,689	0:14,428	0:14,102
Runde 9	0:47,328	0:18,687	0:14,472	0:14,169	0:47,163	0:18,470	0:14,569	0:14,124	0:47,155	0:18,505	0:14,526	0:14,124	0:47,289	0:18,633	0:14,516	0:14,140	0:47,263	0:18,591	0:14,512	0:14,160
Runde 10	0:47,158	0:18,535	0:14,505	0:14,118	0:47,448	0:18,524	0:14,577	0:14,347	0:47,827	0:18,601	0:14,553	0:14,673	0:47,076	0:18,572	0:14,476	0:14,028	0:47,003	0:18,555	0:14,474	0:13,974
Runde 11	0:47,420	0:18,510	0:14,580	0:14,330	0:47,051	0:18,494	0:14,537	0:14,020	0:47,410	0:18,547	0:14,629	0:14,234	0:47,253	0:18,637	0:14,539	0:14,077	0:47,057	0:18,569	0:14,433	0:14,055
Runde 12	0:47,333	0:18,553	0:14,521	0:14,259	0:47,301	0:18,556	0:14,596	0:14,149	0:47,188	0:18,473	0:14,527	0:14,188	0:47,206	0:18,561	0:14,538	0:14,107	0:47,590	0:18,716	0:14,518	0:14,356
Runde 13	0:47,493	0:18,698	0:14,512	0:14,283	0:47,202	0:18,476	0:14,596	0:14,130	0:47,261	0:18,475	0:14,630	0:14,156	0:47,185	0:18,608	0:14,490	0:14,087	0:47,230	0:18,551	0:14,519	0:14,160





DEUTSCHE KART-MEISTERSCHAFT

Round 1: 12 - 14 / 04 / 2019

SOUTH GARDA - LONATO (ITA)




DMSB RegNr 97-19

R 6 DKM (OK) Heat 2 A < > C

Die schnellsten Zeiten

Ort	Nr. Fahrername	Zeit	Streckenl.	ø Speed
Ziel	84 Trevisanutto, Lorenzo	0:46,698	1200 m	92,5 km/h
Sektion 1	6 Hamke, Nico	0:18,331	531 m	104,3 km/h
Sektion 2	53 Szow, Aleksey	0:14,292	390 m	98,2 km/h
Sektion 3	10 Ried, Jonas	0:13,890	279 m	72,3 km/h

	Snr.18 Rosam, Max DEU TR Motorsport	Snr.37 Degenbol, Noah DNK RS Competition	Snr.15 Bönighausen, Colin Jamie DEU TB Racing Team	Snr.77 Trammitz, Tim DEU Kartshop Amping	Snr.31 Belhocine, Sebastien CZE Strnadel Motorsport
	theoretisch mögliche Bestzeit 0:47,062	theoretisch mögliche Bestzeit 0:46,913	theoretisch mögliche Bestzeit 0:46,852	theoretisch mögliche Bestzeit 0:46,996	theoretisch mögliche Bestzeit 0:47,141
best	Ziel Sektion 1 Sektion 2 Sektion 3 0:47,158 0:18,534 0:14,451 0:14,077	Ziel Sektion 1 Sektion 2 Sektion 3 0:46,994 0:18,424 0:14,409 0:14,080	Ziel Sektion 1 Sektion 2 Sektion 3 0:47,006 0:18,403 0:14,419 0:14,030	Ziel Sektion 1 Sektion 2 Sektion 3 0:47,065 0:18,468 0:14,467 0:14,061	Ziel Sektion 1 Sektion 2 Sektion 3 0:47,292 0:18,575 0:14,460 0:14,106
Runde 1	0:53,261 0:21,006 0:16,688 0:15,567	0:52,675 0:20,817 0:16,615 0:15,243	0:53,333 0:21,263 0:16,784 0:15,286	0:54,287 0:21,717 0:16,868 0:15,702	0:52,940 0:21,000 0:16,678 0:15,262
Runde 2	0:48,504 0:18,969 0:14,976 0:14,559	0:48,752 0:18,924 0:14,857 0:14,971	0:48,999 0:19,034 0:14,817 0:15,148	0:48,765 0:18,883 0:14,970 0:14,962	0:48,609 0:19,013 0:14,684 0:14,912
Runde 3	0:47,936 0:18,750 0:14,559 0:14,627	0:48,465 0:18,932 0:14,609 0:14,924	0:48,875 0:19,070 0:14,678 0:15,127	0:48,703 0:18,864 0:14,709 0:15,130	0:48,596 0:18,754 0:14,579 0:15,263
Runde 4	0:47,904 0:18,617 0:14,949 0:14,338	0:47,885 0:18,537 0:14,693 0:14,655	0:47,520 0:18,505 0:14,578 0:14,437	0:47,358 0:18,541 0:14,619 0:14,198	0:48,018 0:18,694 0:14,747 0:14,577
Runde 5	0:47,416 0:18,651 0:14,528 0:14,237	0:48,185 0:18,620 0:15,037 0:14,528	0:48,659 0:18,685 0:15,022 0:14,952	0:48,362 0:18,656 0:14,751 0:14,955	0:47,303 0:18,682 0:14,515 0:14,106
Runde 6	0:48,219 0:19,215 0:14,752 0:14,252	0:47,829 0:18,527 0:14,618 0:14,684	0:47,496 0:18,535 0:14,580 0:14,381	0:48,444 0:18,584 0:14,660 0:15,200	0:49,859 0:19,183 0:14,895 0:15,781
Runde 7	0:47,269 0:18,534 0:14,540 0:14,195	0:47,157 0:18,535 0:14,495 0:14,127	0:47,204 0:18,471 0:14,557 0:14,176	0:47,390 0:18,643 0:14,638 0:14,109	0:47,594 0:18,760 0:14,589 0:14,245
Runde 8	0:47,246 0:18,596 0:14,453 0:14,197	0:47,663 0:18,964 0:14,590 0:14,109	0:47,006 0:18,557 0:14,419 0:14,030	0:47,315 0:18,629 0:14,613 0:14,073	0:47,357 0:18,615 0:14,460 0:14,282
Runde 9	0:47,186 0:18,600 0:14,451 0:14,135	0:46,994 0:18,426 0:14,488 0:14,080	0:47,059 0:18,403 0:14,581 0:14,075	0:47,405 0:18,649 0:14,529 0:14,227	0:47,637 0:18,575 0:14,500 0:14,562
Runde 10	0:47,158 0:18,594 0:14,487 0:14,077	0:47,002 0:18,504 0:14,409 0:14,089	0:47,165 0:18,481 0:14,540 0:14,144	0:47,065 0:18,524 0:14,472 0:14,069	0:47,439 0:18,659 0:14,533 0:14,247
Runde 11	0:47,293 0:18,653 0:14,506 0:14,134	0:47,251 0:18,645 0:14,517 0:14,089	0:47,131 0:18,604 0:14,488 0:14,039	0:47,172 0:18,562 0:14,549 0:14,061	0:47,292 0:18,620 0:14,488 0:14,184
Runde 12	0:47,983 0:18,987 0:14,729 0:14,267	0:47,690 0:18,465 0:14,697 0:14,528	0:48,268 0:18,570 0:14,734 0:14,964	0:47,110 0:18,468 0:14,467 0:14,175	0:47,441 0:18,692 0:14,502 0:14,247
Runde 13	0:47,481 0:18,607 0:14,565 0:14,309	0:47,042 0:18,424 0:14,505 0:14,113	0:47,075 0:18,432 0:14,499 0:14,144	0:47,171 0:18,552 0:14,495 0:14,124	0:47,506 0:18,643 0:14,582 0:14,281






DEUTSCHE KART-MEISTERSCHAFT

Round 1: 12 - 14 / 04 / 2019

SOUTH GARDA - LONATO (ITA)




DMSB RegNr 97-19

R 6 DKM (DK) Heat 2 A < > C

Die schnellsten Zeiten

Ort	Nr. Fahrername	Zeit	Streckenkil.	Ø Speed
Ziel	84 Travisanutto, Lorenzo	0:46,698	1200 m	92,5 km/h
Sektion 1	6 Hamke, Nico	0:18,331	531 m	104,3 km/h
Sektion 2	53 Szow, Aleksey	0:14,292	390 m	98,2 km/h
Sektion 3	10 Ried, Jonas	0:13,890	279 m	72,3 km/h

	Smr.24 Lagronterria, Antonio CHE Innovate Competition theoretisch mögliche Bestzeit 0:47,208 Ziel Sektion 1 Sektion 2 Sektion 3	Smr.55 Quijaj, David DEU Kartshop Ampfing theoretisch mögliche Bestzeit 0:47,240 Ziel Sektion 1 Sektion 2 Sektion 3	Smr.39 Braddal, Rasmus DNK RS Competition theoretisch mögliche Bestzeit 0:47,108 Ziel Sektion 1 Sektion 2 Sektion 3	Smr.41 Meyer Hansen, Mikkel DNK Racing Motor DK theoretisch mögliche Bestzeit 0:47,435 Ziel Sektion 1 Sektion 2 Sektion 3	Smr.9 Baeriswyl, Alain CHE Kartteam Meier GmbH theoretisch mögliche Bestzeit 0:47,855 Ziel Sektion 1 Sektion 2 Sektion 3
best	0:47,267 0:18,507 0:14,520 0:14,181	0:47,276 0:18,593 0:14,626 0:14,021	0:47,129 0:18,494 0:14,522 0:14,092	0:47,536 0:18,696 0:14,600 0:14,139	0:48,036 0:18,821 0:14,762 0:14,272
Runde 1	0:52,559 0:20,976 0:16,399 0:15,184	0:53,525 0:21,302 0:16,773 0:15,450	0:53,744 0:21,274 0:16,679 0:15,791	0:54,151 0:21,223 0:16,768 0:16,160	0:54,218 0:21,573 0:16,608 0:16,037
Runde 2	0:48,386 0:18,875 0:14,700 0:14,811	0:49,099 0:18,873 0:15,052 0:15,174	0:48,957 0:19,026 0:15,164 0:14,767	0:49,045 0:19,122 0:15,091 0:14,832	0:49,249 0:19,392 0:15,225 0:14,632
Runde 3	0:48,118 0:18,611 0:14,550 0:14,957	0:49,236 0:19,475 0:14,817 0:14,944	0:49,574 0:19,561 0:14,788 0:15,225	0:48,588 0:19,023 0:14,713 0:14,852	0:49,598 0:19,177 0:14,986 0:15,435
Runde 4	0:48,193 0:19,066 0:14,642 0:14,485	0:47,632 0:18,690 0:14,784 0:14,158	0:47,518 0:18,698 0:14,636 0:14,184	0:47,770 0:18,855 0:14,671 0:14,244	0:48,165 0:18,974 0:14,912 0:14,279
Runde 5	0:47,715 0:18,511 0:14,569 0:14,635	0:47,757 0:18,703 0:14,685 0:14,369	0:47,561 0:18,581 0:14,732 0:14,248	0:47,718 0:18,724 0:14,626 0:14,368	0:48,148 0:19,009 0:14,813 0:14,326
Runde 6	0:50,751 0:19,423 0:14,909 0:16,419	0:48,447 0:18,653 0:14,753 0:15,041	0:48,313 0:18,597 0:14,667 0:15,049	0:48,833 0:18,712 0:14,672 0:15,449	0:48,118 0:18,821 0:14,891 0:14,406
Runde 7	0:47,519 0:18,683 0:14,624 0:14,212	0:47,467 0:18,659 0:14,725 0:14,083	0:47,661 0:18,828 0:14,671 0:14,162	0:47,549 0:18,733 0:14,677 0:14,139	0:48,036 0:18,862 0:14,871 0:14,303
Runde 8	0:47,578 0:18,578 0:14,600 0:14,400	0:47,553 0:18,634 0:14,699 0:14,220	0:47,454 0:18,646 0:14,631 0:14,177	0:47,536 0:18,750 0:14,600 0:14,186	0:48,288 0:18,930 0:14,929 0:14,429
Runde 9	0:47,267 0:18,507 0:14,528 0:14,232	0:47,599 0:18,793 0:14,697 0:14,109	0:47,689 0:18,868 0:14,673 0:14,148	0:48,205 0:19,019 0:14,938 0:14,248	0:48,246 0:19,019 0:14,885 0:14,392
Runde 10	0:47,463 0:18,667 0:14,576 0:14,220	0:47,276 0:18,598 0:14,657 0:14,021	0:47,129 0:18,502 0:14,522 0:14,105	0:47,563 0:18,778 0:14,618 0:14,167	0:48,056 0:18,957 0:14,827 0:14,272
Runde 11	0:47,315 0:18,603 0:14,531 0:14,181	0:47,322 0:18,630 0:14,626 0:14,066	0:47,197 0:18,494 0:14,611 0:14,092	0:47,569 0:18,696 0:14,696 0:14,177	0:48,262 0:18,864 0:14,871 0:14,527
Runde 12	0:47,378 0:18,586 0:14,520 0:14,272	0:47,314 0:18,593 0:14,678 0:14,043	0:47,364 0:18,568 0:14,622 0:14,174	0:47,673 0:18,769 0:14,737 0:14,167	0:48,052 0:18,959 0:14,762 0:14,331
Runde 13	0:47,343 0:18,537 0:14,553 0:14,253	0:47,453 0:18,594 0:14,690 0:14,169	0:47,463 0:18,620 0:14,599 0:14,244	0:47,618 0:18,785 0:14,635 0:14,198	0:48,144 0:18,900 0:14,873 0:14,371







Round 1: 12 - 14 / 04 / 2019

SOUTH GARDA - LONATO (ITA)

DEUTSCHE KART-MEISTERSCHAFT


DMSB RegNr 97-19

R 6 DKM (OK) Heat 2 A < > C

Die schnellsten Zeiten

Ort	Nr. Fahrername	Zeit	Streckenl.	ø Speed
Ziel	84 Travisanutto, Lorenzo	0:46,698	1200 m	92,5 km/h
Sektion 1	6 Hamke, Nico	0:18,331	531 m	104,3 km/h
Sektion 2	53 Szow, Aleksey	0:14,292	390 m	98,2 km/h
Sektion 3	10 Ried, Jonas	0:13,890	279 m	72,3 km/h

	Stmr.54 Di Primo, Livio CHE	Stmr.62 Träger, Daniel DNK				
	Solgat Motorsport	Speedsupply				
	theoretisch mögliche Bestzeit 0:47,608	theoretisch mögliche Bestzeit 0:47,465				
best	Ziel Sektion 1 Sektion 2 Sektion 3	Ziel Sektion 1 Sektion 2 Sektion 3	Ziel Sektion 1 Sektion 2 Sektion 3	Ziel Sektion 1 Sektion 2 Sektion 3	Ziel Sektion 1 Sektion 2 Sektion 3	Ziel Sektion 1 Sektion 2 Sektion 3
	0:47,642 0:18,797 0:14,677 0:14,134	0:47,556 0:18,659 0:14,613 0:14,193				
Runde 1	0:54,200 0:21,889 0:16,662 0:15,649	0:48,903 0:19,778 0:14,932 0:14,193				
Runde 2	0:49,249 0:19,416 0:15,072 0:14,761	0:47,556 0:18,745 0:14,613 0:14,198				
Runde 3	0:49,519 0:19,296 0:14,956 0:15,267	0:18,659 8:44,882				
Runde 4	0:47,831 0:18,823 0:14,808 0:14,200					
Runde 5	0:47,745 0:18,808 0:14,677 0:14,260					
Runde 6	0:48,097 0:18,875 0:14,757 0:14,465					
Runde 7	0:47,642 0:18,797 0:14,711 0:14,134					
Runde 8	0:47,900 0:18,863 0:14,791 0:14,246					
Runde 9	0:48,365 0:18,912 0:14,861 0:14,592					
Runde 10	0:49,031 0:19,250 0:15,062 0:14,719					
Runde 11	0:49,522 0:19,324 0:15,048 0:15,150					
Runde 12	0:49,249 0:19,380 0:15,053 0:14,816					
Runde 13	0:49,737 0:19,506 0:15,148 0:15,083					



DMSB RegNr-97-19

R 6 DKM (OK) Heat 2 A < > C

Ziel			Sektion 1			Sektion 2			Sektion 3		
Fahrername	Zeit	Ziel	Fahrername	Zeit	Ziel	Fahrername	Zeit	Ziel	Fahrername	Zeit	Ziel
1 84	Trvisanutto,Lorenzo	0:46,698	6	Hantke,Nico	0:18,331	53	Sizov,Aleksey	0:14,292	10	Ried,Jonas	0:13,890
2 53	Sizov,Aleksey	0:46,743	53	Sizov,Aleksey	0:18,383	84	Trvisanutto,Lorenzo	0:14,326	1	Thompson,Harry	0:13,903
3 4	Haverkort,Kas	0:46,791	4	Haverkort,Kas	0:18,396	4	Haverkort,Kas	0:14,339	84	Trvisanutto,Lorenzo	0:13,918
4 1	Thompson,Harry	0:46,800	15	Bönighausen,Colin Jamie	0:18,403	13	Tauscher,Alexander	0:14,346	27	Born,Miklas Basil	0:13,945
5 14	Dörr,Ben	0:46,818	84	Trvisanutto,Lorenzo	0:18,416	1	Thompson,Harry	0:14,349	4	Haverkort,Kas	0:13,971
6 10	Ried,Jonas	0:46,828	14	Dörr,Ben	0:18,421	11	Mesch,Joel	0:14,370	38	Friis,Julie	0:13,972
7 38	Friis,Julie	0:46,839	37	Degnbol,Noah	0:18,424	99	Buus,Bastian	0:14,377	29	Holzem,Sandro	0:13,974
8 6	Hantke,Nico	0:46,878	38	Friis,Julie	0:18,426	38	Friis,Julie	0:14,380	11	Mesch,Joel	0:13,991
9 11	Mesch,Joel	0:46,891	11	Mesch,Joel	0:18,431	14	Dörr,Ben	0:14,387	14	Dörr,Ben	0:13,996
10 13	Tauscher,Alexander	0:46,924	10	Ried,Jonas	0:18,438	27	Born,Miklas Basil	0:14,406	46	Kikkenborg,Frederik	0:14,020
11 99	Buus,Bastian	0:46,962	1	Thompson,Harry	0:18,446	37	Degnbol,Noah	0:14,409	55	Qufaj,David	0:14,021
12 27	Born,Miklas Basil	0:46,989	99	Buus,Bastian	0:18,456	15	Bönighausen,Colin Jamie	0:14,419	28	O`dey,Levi	0:14,028
13 37	Degnbol,Noah	0:46,994	30	Holzem,Juliano	0:18,459	29	Holzem,Sandro	0:14,428	15	Bönighausen,Colin Jamie	0:14,030
14 29	Holzem,Sandro	0:47,003	77	Tramnitz,Tim	0:18,468	6	Hantke,Nico	0:14,433	36	Anderrüti,Leandro	0:14,052
15 15	Bönighausen,Colin Jamie	0:47,006	46	Kikkenborg,Frederik	0:18,470	21	Van Vark,Lars	0:14,439	53	Sizov,Aleksey	0:14,058
16 46	Kikkenborg,Frederik	0:47,051	48	Kramer,Pablo	0:18,473	10	Ried,Jonas	0:14,442	77	Tramnitz,Tim	0:14,061
17 77	Tramnitz,Tim	0:47,065	13	Tauscher,Alexander	0:18,484	36	Anderrüti,Leandro	0:14,443	6	Hantke,Nico	0:14,065
18 30	Holzem,Juliano	0:47,071	39	Bradal,Rasmus	0:18,494	18	Rosam,Max	0:14,451	13	Tauscher,Alexander	0:14,068
19 28	O`dey,Levi	0:47,076	29	Holzem,Sandro	0:18,504	30	Holzem,Juliano	0:14,458	44	Pedersen,Nicolai	0:14,072
20 36	Anderrüti,Leandro	0:47,118	24	Lagrotteria,Antonio	0:18,507	31	Belhocine,Sebastien	0:14,460	18	Rosam,Max	0:14,077
21 39	Bradal,Rasmus	0:47,129	27	Born,Miklas Basil	0:18,509	77	Tramnitz,Tim	0:14,467	99	Buus,Bastian	0:14,078
22 44	Pedersen,Nicolai	0:47,151	21	Van Vark,Lars	0:18,510	44	Pedersen,Nicolai	0:14,473	37	Degnbol,Noah	0:14,080
23 48	Kramer,Pablo	0:47,155	44	Pedersen,Nicolai	0:18,513	28	O`dey,Levi	0:14,476	39	Bradal,Rasmus	0:14,092
24 21	Van Vark,Lars	0:47,158	36	Anderrüti,Leandro	0:18,521	24	Lagrotteria,Antonio	0:14,520	30	Holzem,Juliano	0:14,095
25 18	Rosam,Max	0:47,158	18	Rosam,Max	0:18,534	39	Bradal,Rasmus	0:14,522	31	Belhocine,Sebastien	0:14,106
26 24	Lagrotteria,Antonio	0:47,267	28	O`dey,Levi	0:18,561	48	Kramer,Pablo	0:14,526	21	Van Vark,Lars	0:14,118
27 55	Qufaj,David	0:47,276	31	Belhocine,Sebastien	0:18,575	46	Kikkenborg,Frederik	0:14,537	48	Kramer,Pablo	0:14,124
28 31	Belhocine,Sebastien	0:47,292	55	Qufaj,David	0:18,593	41	Meyer Hansen,Mikkel	0:14,600	54	Di Prima,Livio	0:14,134
29 41	Meyer Hansen,Mikkel	0:47,536	62	Träger,Daniel	0:18,659	62	Träger,Daniel	0:14,613	41	Meyer Hansen,Mikkel	0:14,139
30 62	Träger,Daniel	0:47,556	41	Meyer Hansen,Mikkel	0:18,696	55	Qufaj,David	0:14,626	24	Lagrotteria,Antonio	0:14,181
31 54	Di Prima,Livio	0:47,642	54	Di Prima,Livio	0:18,797	54	Di Prima,Livio	0:14,677	62	Träger,Daniel	0:14,193
32 9	Baeriswl,Alain	0:48,036	9	Baeriswl,Alain	0:18,821	9	Baeriswl,Alain	0:14,762	9	Baeriswl,Alain	0:14,272








DEUTSCHE KART-MEISTERSCHAFT

Round 1: 12 - 14 / 04 / 2019

SOUTH GARDA - LONATO (ITA)

DMSB

DMSB RegNr 97-19

R 6 DKM (OK) Heat 2 A < > C

Die schnellsten Zeiten

Ort	Nr. Fahrername	Zeit	Streckenl.	Ø Speed
Ziel	84 Travisanutto, Lorenzo	0:46,698	1200 m	92,5 km/h
Sektion 1	6 Hamke, Nico	0:18,331	531 m	104,3 km/h
Sektion 2	53 Szow, Aleksey	0:14,292	390 m	98,2 km/h
Sektion 3	10 Ried, Jonas	0:13,890	279 m	72,3 km/h

	Smr.84 Travisanutto, Lorenzo ITA CV Performance Group theoretisch mögliche Bestzeit 0:46,660	Smr.4 Haverkort, Kas NLD CRG Keizer racing theoretisch mögliche Bestzeit 0:46,706	Smr.1 Thompson, Harry GBR Ricky Flynn Motorsport theoretisch mögliche Bestzeit 0:46,698	Smr.14 Dörr, Ben DEU TB Racing Team theoretisch mögliche Bestzeit 0:46,804	Smr.99 Buis, Bastian DNK RS Competition theoretisch mögliche Bestzeit 0:46,911
best	Ziel 0:46,698	Ziel 0:46,791	Ziel 0:46,800	Ziel 0:46,818	Ziel 0:46,962
Runde 1	0:48,505	0:48,186	0:49,302	0:48,844	0:48,797
Runde 2	0:47,449	0:47,513	0:47,756	0:47,554	0:47,421
Runde 3	0:47,288	0:47,188	0:47,635	0:47,995	0:48,201
Runde 4	0:47,059	0:47,035	0:46,980	0:47,534	0:47,728
Runde 5	0:46,880	0:46,974	0:46,978	0:47,087	0:47,867
Runde 6	0:46,881	0:46,905	0:47,169	0:47,470	0:47,226
Runde 7	0:46,797	0:46,867	0:46,876	0:47,557	0:47,146
Runde 8	0:46,854	0:46,828	0:46,868	0:47,244	0:47,278
Runde 9	0:46,698	0:46,814	0:46,800	0:46,837	0:47,269
Runde 10	0:46,755	0:46,791	0:46,850	0:46,818	0:47,003
Runde 11	0:47,401	0:47,406	0:46,950	0:46,872	0:47,103
Runde 12	0:47,109	0:47,147	0:46,910	0:46,959	0:46,962
Runde 13	0:47,244	0:47,576	0:47,354	0:46,954	0:47,155
	0:19,410 0:14,795 0:14,300	0:19,191 0:14,831 0:14,164	0:19,908 0:14,752 0:14,642	0:19,616 0:14,889 0:14,339	0:19,530 0:14,897 0:14,370
	0:18,683 0:14,622 0:14,144	0:18,761 0:14,664 0:14,088	0:19,023 0:14,642 0:14,091	0:18,671 0:14,675 0:14,208	0:18,625 0:14,631 0:14,165
	0:18,708 0:14,479 0:14,101	0:18,620 0:14,480 0:14,088	0:18,471 0:14,587 0:14,577	0:18,636 0:14,675 0:14,684	0:18,665 0:14,718 0:14,818
	0:18,496 0:14,431 0:14,132	0:18,480 0:14,495 0:14,060	0:18,498 0:14,441 0:14,041	0:18,649 0:14,637 0:14,248	0:18,785 0:14,703 0:14,240
	0:18,518 0:14,368 0:13,994	0:18,517 0:14,402 0:14,055	0:18,543 0:14,448 0:13,987	0:18,529 0:14,457 0:14,101	0:18,973 0:14,485 0:14,409
	0:18,507 0:14,392 0:13,982	0:18,483 0:14,437 0:13,985	0:18,449 0:14,402 0:14,318	0:18,497 0:14,496 0:14,477	0:18,501 0:14,544 0:14,181
	0:18,426 0:14,382 0:13,989	0:18,444 0:14,377 0:14,046	0:18,460 0:14,394 0:14,022	0:18,615 0:14,464 0:14,478	0:18,532 0:14,454 0:14,160
	0:18,474 0:14,399 0:13,981	0:18,493 0:14,364 0:13,971	0:18,519 0:14,378 0:13,903	0:18,528 0:14,412 0:14,304	0:18,509 0:14,473 0:14,296
	0:18,416 0:14,326 0:13,956	0:18,442 0:14,344 0:13,971	0:18,519 0:14,378 0:13,903	0:18,421 0:14,414 0:14,002	0:18,585 0:14,529 0:14,155
	0:18,483 0:14,354 0:13,918	0:18,415 0:14,363 0:14,013	0:18,455 0:14,413 0:13,982	0:18,435 0:14,387 0:13,996	0:18,456 0:14,469 0:14,078
	0:18,417 0:14,389 0:14,595	0:18,420 0:14,355 0:14,631	0:18,446 0:14,433 0:14,071	0:18,449 0:14,406 0:14,017	0:18,501 0:14,456 0:14,146
	0:18,436 0:14,361 0:14,312	0:18,382 0:14,369	0:18,532 0:14,369	0:18,486 0:14,463 0:14,010	0:18,471 0:14,377 0:14,114
	0:18,811 0:14,361 0:14,072	0:19,023 0:14,498 0:14,055	0:18,494 0:14,583 0:14,277	0:18,455 0:14,419 0:14,080	0:18,461 0:14,594 0:14,100








DEUTSCHE KART-MEISTERSCHAFT

Round 1: 12 - 14 / 04 / 2019

SOUTH GARDA - LONATO (ITA)




DMSB RegNr 97-19

R 6 DKM (OK) Heat 2 A < > C

Die schnellsten Zeiten

Ort	Nr. Fahrername	Streckenl.	Zeit	Ø Speed
Ziel	84 Trevisanutto, Lorenzo	1200 m	0:46,698	92,5 km/h
Sektion 1	6 Hamtke, Nico	531 m	0:18,331	104,3 km/h
Sektion 2	53 Sizov, Aleksey	390 m	0:14,292	98,2 km/h
Sektion 3	10 Ried, Jonas	279 m	0:13,890	72,3 km/h

	Smr.53 Sizov,Aleksey RUS TB Racing Team	Smr.6 Hamtke,Nico DEU 3G Racing	Smr.27 Born,Miklas Basil CHE Innovate Competition	Smr.10 Ried,Jonas DEU Solgat Motorsport	Smr.38 Friis,Julie DNK TK Racing
best	theoretisch mögliche Bestzeit 0:46,733 Ziel Sektion 1 Sektion 2 Sektion 3 0:46,743 0:18,383 0:14,292 0:14,058	theoretisch mögliche Bestzeit 0:46,829 Ziel Sektion 1 Sektion 2 Sektion 3 0:46,878 0:18,331 0:14,433 0:14,065	theoretisch mögliche Bestzeit 0:46,860 Ziel Sektion 1 Sektion 2 Sektion 3 0:46,989 0:18,509 0:14,406 0:13,945	theoretisch mögliche Bestzeit 0:46,770 Ziel Sektion 1 Sektion 2 Sektion 3 0:46,828 0:18,438 0:14,442 0:13,890	theoretisch mögliche Bestzeit 0:46,778 Ziel Sektion 1 Sektion 2 Sektion 3 0:46,839 0:18,426 0:14,380 0:13,972
Runde 1	0:50,729 0:21,043 0:14,985 0:14,701	0:49,543 0:19,999 0:14,919 0:14,625	0:50,221 0:20,445 0:14,997 0:14,779	0:50,264 0:20,730 0:15,054 0:14,480	0:50,004 0:20,057 0:14,914 0:15,033
Runde 2	0:47,628 0:18,627 0:14,633 0:14,368	0:47,528 0:18,643 0:14,600 0:14,285	0:47,679 0:18,817 0:14,650 0:14,212	0:48,388 0:18,718 0:14,674 0:14,996	0:47,742 0:18,974 0:14,703 0:14,065
Runde 3	0:48,390 0:18,459 0:14,462 0:15,469	0:48,278 0:18,712 0:14,514 0:15,052	0:48,589 0:18,602 0:14,569 0:15,418	0:48,682 0:18,639 0:14,567 0:15,476	0:47,814 0:18,613 0:14,495 0:14,706
Runde 4	0:47,266 0:18,717 0:14,469 0:14,080	0:47,790 0:18,938 0:14,649 0:14,203	0:47,726 0:19,001 0:14,650 0:14,075	0:48,118 0:18,922 0:14,613 0:14,583	0:47,044 0:18,581 0:14,475 0:13,988
Runde 5	0:47,107 0:18,499 0:14,439 0:14,169	0:47,222 0:18,511 0:14,512 0:14,199	0:47,087 0:18,559 0:14,465 0:14,063	0:47,046 0:18,515 0:14,510 0:14,021	0:47,130 0:18,586 0:14,457 0:14,087
Runde 6	0:47,032 0:18,510 0:14,436 0:14,086	0:47,226 0:18,493 0:14,549 0:14,184	0:47,057 0:18,510 0:14,541 0:14,006	0:47,172 0:18,525 0:14,513 0:14,134	0:46,894 0:18,430 0:14,446 0:14,018
Runde 7	0:47,005 0:18,468 0:14,419 0:14,118	0:47,276 0:18,479 0:14,640 0:14,157	0:46,989 0:18,509 0:14,488 0:13,992	0:47,420 0:18,451 0:14,798 0:14,171	0:47,272 0:18,555 0:14,501 0:14,216
Runde 8	0:46,878 0:18,438 0:14,382 0:14,058	0:47,196 0:18,486 0:14,530 0:14,180	0:47,104 0:18,538 0:14,495 0:14,071	0:47,267 0:18,481 0:14,560 0:14,226	0:47,465 0:18,454 0:14,447 0:14,564
Runde 9	0:46,857 0:18,404 0:14,380 0:14,073	0:47,007 0:18,421 0:14,492 0:14,094	0:47,048 0:18,521 0:14,518 0:14,009	0:46,953 0:18,507 0:14,488 0:13,958	0:46,928 0:18,492 0:14,464 0:13,972
Runde 10	0:46,924 0:18,466 0:14,393 0:14,065	0:46,991 0:18,469 0:14,444 0:14,078	0:47,003 0:18,568 0:14,445 0:13,990	0:46,894 0:18,498 0:14,442 0:13,954	0:46,839 0:18,487 0:14,380 0:13,972
Runde 11	0:46,743 0:18,383 0:14,292 0:14,068	0:46,878 0:18,331 0:14,433 0:14,114	0:46,989 0:18,552 0:14,492 0:13,945	0:46,828 0:18,444 0:14,494 0:13,890	0:46,910 0:18,521 0:14,402 0:13,987
Runde 12	0:47,212 0:18,426 0:14,349 0:14,437	0:47,437 0:18,416 0:14,446 0:14,575	0:47,067 0:18,637 0:14,406 0:14,024	0:46,941 0:18,438 0:14,563 0:13,940	0:46,951 0:18,433 0:14,478 0:14,040
Runde 13	0:47,043 0:18,410 0:14,437 0:14,196	0:47,143 0:18,607 0:14,471 0:14,065	0:47,109 0:18,567 0:14,533 0:14,009	0:47,167 0:18,552 0:14,560 0:14,055	0:46,843 0:18,426 0:14,392 0:14,025






DEUTSCHE KART-MEISTERSCHAFT

Round 1: 12 - 14 / 04 / 2019

SOUTH GARDA - LONATO (ITA)



DMSB

DMSB RegNr 97-19

R 6 DKM (OK) Heat 2 A < > C

Die schnellsten Zeiten

Ort	Nr. Fahrername	Zeit	Streckenl.	Ø Speed
Ziel	84 Trevisanutto, Lorenzo	0:46,698	1200 m	92,5 km/h
Sektion 1	6 Hamke, Nico	0:18,331	531 m	104,3 km/h
Sektion 2	53 Szow, Aleksey	0:14,292	390 m	98,2 km/h
Sektion 3	10 Ried, Jonas	0:13,890	279 m	72,3 km/h

	Smr.13 Tauscher, Alexander DEU Junior TEAM75			Smr.36 Anderiüti, Leandro CHE Lanari Racing Team			Smr.30 Holzem, Juliano DEU Lanari Racing Team			Smr.11 Mesch, Joel DEU TB Racing Team			Smr.44 Pedersen, Nicolai DNK KSB Racing Team							
	theoretisch mögliche Bestzeit	Ziel	Bestzeit	theoretisch mögliche Bestzeit	Ziel	Bestzeit	theoretisch mögliche Bestzeit	Ziel	Bestzeit	theoretisch mögliche Bestzeit	Ziel	Bestzeit	theoretisch mögliche Bestzeit	Ziel	Bestzeit					
best	0:46,924	0:18,484	0:14,346	0:14,068	0:47,118	0:18,521	0:14,443	0:14,052	0:47,071	0:18,459	0:14,458	0:14,095	0:46,891	0:18,431	0:14,370	0:13,991	0:47,151	0:18,513	0:14,473	0:14,072
Runde 1	0:51,141	0:20,912	0:15,416	0:14,813	0:51,797	0:21,076	0:15,424	0:15,297	0:50,854	0:20,950	0:15,049	0:14,855	0:49,922	0:20,567	0:14,895	0:14,460	0:50,998	0:20,791	0:15,442	0:14,765
Runde 2	0:49,018	0:19,820	0:14,813	0:14,385	0:48,121	0:18,830	0:14,676	0:14,615	0:48,110	0:18,754	0:14,754	0:14,602	0:47,952	0:18,928	0:14,829	0:14,195	0:48,422	0:18,917	0:14,757	0:14,748
Runde 3	0:48,285	0:18,764	0:14,515	0:15,006	0:48,113	0:18,758	0:14,514	0:14,841	0:48,214	0:18,501	0:14,560	0:15,153	0:49,448	0:18,827	0:14,700	0:15,921	0:48,013	0:18,888	0:14,599	0:14,526
Runde 4	0:47,682	0:18,630	0:14,489	0:14,563	0:47,621	0:18,784	0:14,665	0:14,172	0:47,850	0:18,954	0:14,503	0:14,393	0:48,480	0:19,292	0:14,764	0:14,424	0:48,664	0:19,010	0:14,764	0:14,890
Runde 5	0:47,225	0:18,547	0:14,482	0:14,196	0:47,281	0:18,664	0:14,443	0:14,174	0:47,148	0:18,496	0:14,539	0:14,113	0:47,209	0:18,671	0:14,511	0:14,027	0:47,326	0:18,659	0:14,595	0:14,072
Runde 6	0:47,097	0:18,555	0:14,412	0:14,130	0:47,253	0:18,521	0:14,472	0:14,260	0:47,206	0:18,564	0:14,510	0:14,132	0:47,683	0:18,529	0:14,561	0:14,593	0:47,175	0:18,559	0:14,530	0:14,086
Runde 7	0:47,241	0:18,548	0:14,489	0:14,204	0:47,213	0:18,558	0:14,525	0:14,130	0:47,484	0:18,608	0:14,589	0:14,287	0:47,702	0:18,547	0:14,644	0:14,511	0:47,151	0:18,531	0:14,473	0:14,147
Runde 8	0:46,924	0:18,485	0:14,346	0:14,093	0:47,157	0:18,557	0:14,454	0:14,146	0:47,561	0:18,531	0:14,545	0:14,485	0:47,089	0:18,553	0:14,517	0:14,019	0:47,192	0:18,513	0:14,509	0:14,170
Runde 9	0:47,149	0:18,484	0:14,474	0:14,191	0:47,205	0:18,616	0:14,510	0:14,079	0:48,541	0:18,628	0:14,579	0:15,334	0:47,687	0:18,578	0:14,425	0:14,684	0:47,598	0:18,562	0:14,633	0:14,403
Runde 10	0:47,140	0:18,561	0:14,511	0:14,068	0:47,206	0:18,562	0:14,535	0:14,109	0:47,397	0:18,618	0:14,567	0:14,212	0:46,891	0:18,506	0:14,370	0:14,015	0:47,371	0:18,627	0:14,644	0:14,100
Runde 11	0:47,182	0:18,530	0:14,552	0:14,100	0:47,118	0:18,562	0:14,504	0:14,052	0:47,071	0:18,477	0:14,458	0:14,136	0:47,013	0:18,546	0:14,476	0:13,991	0:47,248	0:18,600	0:14,566	0:14,082
Runde 12	0:47,169	0:18,509	0:14,500	0:14,160	0:47,774	0:18,636	0:14,944	0:14,194	0:47,096	0:18,459	0:14,542	0:14,095	0:47,311	0:18,431	0:14,658	0:14,222	0:47,209	0:18,521	0:14,565	0:14,123
Runde 13	0:47,166	0:18,611	0:14,367	0:14,188	0:47,619	0:18,728	0:14,494	0:14,397	0:47,279	0:18,519	0:14,497	0:14,263	0:47,808	0:18,733	0:14,565	0:14,510	0:47,305	0:18,596	0:14,546	0:14,163






DEUTSCHE KART-MEISTERSCHAFT

Round 1: 12 - 14 / 04 / 2019

SOUTH GARDA - LONATO (ITA)

DMSB

DMSB RegNr 97-19

R 6 DKM (OK) Heat 2 A < > C

Die schnellsten Zeiten

Ort	Nr. Fahrername	Streckenkil.	Zeit	Ø Speed
Ziel	84 Trevisanutto, Lorenzo	1200 m	0:46,698	92,5 km/h
Sektion 1	6 Hamke, Nico	531 m	0:18,331	104,3 km/h
Sektion 2	53 Szow, Aleksey	390 m	0:14,292	98,2 km/h
Sektion 3	10 Ried, Jonas	279 m	0:13,890	72,3 km/h

	Stmr.21 Van Vark, Lars NLD TB Racing Team theoretisch mögliche Bestzeit 0:47,067	Stmr.46 Kikkenborg, Frederik DNK KSB Racing Team theoretisch mögliche Bestzeit 0:47,027	Stmr.48 Kromer, Pablo DEU RL-Competition.com theoretisch mögliche Bestzeit 0:47,123	Stmr.28 O'dey, Levi DEU RS Schumacher Racing Team theoretisch mögliche Bestzeit 0:47,065	Stmr.29 Holzem, Sandro DEU Lanari Racing Team theoretisch mögliche Bestzeit 0:46,906
best	0:47,158 0:18,510 0:14,439 0:14,118	0:47,051 0:18,470 0:14,537 0:14,020	0:47,155 0:18,473 0:14,526 0:14,124	0:47,076 0:18,561 0:14,476 0:14,028	0:47,003 0:18,504 0:14,428 0:13,974
Runde 1	0:51,522 0:20,719 0:15,915 0:14,888	0:52,309 0:20,908 0:16,005 0:15,396	0:52,179 0:21,007 0:15,922 0:15,250	0:52,275 0:21,273 0:16,101 0:14,901	0:52,314 0:20,754 0:15,814 0:15,746
Runde 2	0:48,108 0:18,976 0:14,681 0:14,451	0:47,953 0:18,920 0:14,755 0:14,278	0:48,345 0:19,204 0:14,765 0:14,376	0:48,050 0:18,895 0:14,792 0:14,363	0:50,161 0:19,101 0:14,809 0:16,251
Runde 3	0:48,993 0:19,315 0:14,631 0:15,047	0:48,703 0:18,694 0:14,904 0:15,105	0:48,249 0:18,900 0:14,790 0:14,559	0:49,083 0:18,740 0:14,911 0:15,432	0:49,253 0:19,610 0:14,684 0:14,959
Runde 4	0:47,749 0:18,653 0:14,539 0:14,557	0:47,636 0:18,652 0:14,757 0:14,227	0:48,116 0:18,650 0:14,615 0:14,851	0:48,472 0:19,310 0:14,842 0:14,320	0:47,445 0:18,802 0:14,511 0:14,132
Runde 5	0:47,492 0:18,549 0:14,631 0:14,312	0:47,273 0:18,500 0:14,650 0:14,123	0:47,453 0:18,576 0:14,644 0:14,233	0:47,662 0:18,625 0:14,581 0:14,456	0:47,713 0:18,588 0:14,668 0:14,457
Runde 6	0:47,273 0:18,587 0:14,439 0:14,247	0:47,350 0:18,527 0:14,676 0:14,147	0:47,338 0:18,620 0:14,558 0:14,160	0:47,936 0:19,159 0:14,604 0:14,173	0:47,266 0:18,541 0:14,547 0:14,178
Runde 7	0:47,339 0:18,643 0:14,508 0:14,188	0:47,666 0:18,614 0:14,560 0:14,492	0:47,636 0:18,579 0:14,616 0:14,441	0:47,283 0:18,625 0:14,518 0:14,140	0:47,119 0:18,504 0:14,447 0:14,168
Runde 8	0:47,159 0:18,578 0:14,456 0:14,125	0:47,195 0:18,573 0:14,538 0:14,084	0:47,206 0:18,499 0:14,530 0:14,177	0:47,262 0:18,573 0:14,517 0:14,112	0:47,219 0:18,689 0:14,428 0:14,102
Runde 9	0:47,328 0:18,687 0:14,472 0:14,169	0:47,163 0:18,470 0:14,569 0:14,124	0:47,155 0:18,505 0:14,526 0:14,124	0:47,289 0:18,633 0:14,516 0:14,140	0:47,263 0:18,591 0:14,512 0:14,160
Runde 10	0:47,158 0:18,535 0:14,505 0:14,118	0:47,448 0:18,524 0:14,577 0:14,347	0:47,827 0:18,601 0:14,553 0:14,673	0:47,076 0:18,572 0:14,476 0:14,028	0:47,003 0:18,555 0:14,474 0:13,974
Runde 11	0:47,420 0:18,510 0:14,580 0:14,330	0:47,051 0:18,494 0:14,537 0:14,020	0:47,410 0:18,547 0:14,629 0:14,234	0:47,253 0:18,637 0:14,539 0:14,077	0:47,057 0:18,569 0:14,483 0:14,055
Runde 12	0:47,333 0:18,553 0:14,521 0:14,259	0:47,301 0:18,556 0:14,596 0:14,149	0:47,188 0:18,473 0:14,527 0:14,188	0:47,206 0:18,561 0:14,538 0:14,107	0:47,590 0:18,716 0:14,518 0:14,356
Runde 13	0:47,493 0:18,698 0:14,512 0:14,283	0:47,202 0:18,476 0:14,596 0:14,130	0:47,261 0:18,475 0:14,630 0:14,156	0:47,185 0:18,608 0:14,490 0:14,087	0:47,230 0:18,551 0:14,519 0:14,160







DEUTSCHE KART-MEISTERSCHAFT

Round 1: 12 - 14 / 04 / 2019

SOUTH GARDA - LONATO (ITA)



DMSB

DMSB RegNr 97-19

R 6 DKM (OK) Heat 2 A < > C

Die schnellsten Zeiten

Ort	Nr. Fahrername	Streckenl.	Zeit	Ø Speed
Ziel	84 Trevisanutto, Lorenzo	1200 m	0:46,698	92,5 km/h
Sektion 1	6 Hamke, Nico	531 m	0:18,331	104,3 km/h
Sektion 2	53 Szow, Aleksey	390 m	0:14,292	98,2 km/h
Sektion 3	10 Ried, Jonas	279 m	0:13,890	72,3 km/h

	Snr.18 Rosam, Max DEU TR Motorsport			Snr.37 Degenbol, Noah DNK RS Competition			Snr.15 Bönighausen, Colin Jamie DEU TB Racing Team			Snr.77 Tramnitz, Tim DEU Kartshop Amping			Snr.31 Belhocine, Sebastien CZE Strnadel Motorsport			
	theoretisch mögliche Bestzeit 0:47,062			theoretisch mögliche Bestzeit 0:46,913			theoretisch mögliche Bestzeit 0:46,852			theoretisch mögliche Bestzeit 0:46,996			theoretisch mögliche Bestzeit 0:47,141			
best	Ziel	Sektion 1	Sektion 2	Sektion 3	Ziel	Sektion 1	Sektion 2	Sektion 3	Ziel	Sektion 1	Sektion 2	Sektion 3	Ziel	Sektion 1	Sektion 2	Sektion 3
Runde 1	0:47,158	0:18,534	0:14,451	0:14,077	0:46,994	0:18,424	0:14,409	0:14,080	0:47,006	0:18,403	0:14,419	0:14,030	0:47,292	0:18,575	0:14,460	0:14,106
Runde 2	0:53,261	0:21,006	0:16,688	0:15,567	0:52,675	0:20,817	0:16,615	0:15,243	0:53,333	0:21,263	0:16,784	0:15,286	0:52,940	0:21,000	0:16,678	0:15,262
Runde 3	0:48,504	0:18,969	0:14,976	0:14,559	0:48,752	0:18,924	0:14,857	0:14,971	0:48,999	0:19,034	0:14,817	0:15,148	0:48,609	0:19,013	0:14,684	0:14,912
Runde 4	0:47,936	0:18,750	0:14,559	0:14,627	0:48,465	0:18,932	0:14,609	0:14,924	0:48,875	0:19,070	0:14,678	0:15,127	0:48,596	0:18,754	0:14,579	0:15,263
Runde 5	0:47,904	0:18,617	0:14,949	0:14,338	0:47,885	0:18,537	0:14,693	0:14,655	0:47,520	0:18,505	0:14,578	0:14,437	0:48,018	0:18,694	0:14,747	0:14,577
Runde 6	0:47,416	0:18,651	0:14,528	0:14,237	0:48,185	0:18,620	0:15,037	0:14,528	0:48,659	0:18,685	0:15,022	0:14,952	0:47,303	0:18,682	0:14,515	0:14,106
Runde 7	0:48,219	0:19,215	0:14,752	0:14,252	0:47,829	0:18,527	0:14,618	0:14,684	0:47,496	0:18,535	0:14,580	0:14,381	0:49,859	0:19,183	0:14,895	0:15,781
Runde 8	0:47,269	0:18,534	0:14,540	0:14,195	0:47,157	0:18,535	0:14,495	0:14,109	0:47,204	0:18,471	0:14,557	0:14,176	0:47,594	0:18,760	0:14,589	0:14,245
Runde 9	0:47,246	0:18,596	0:14,453	0:14,197	0:47,663	0:18,964	0:14,590	0:14,109	0:47,006	0:18,557	0:14,419	0:14,030	0:47,357	0:18,615	0:14,460	0:14,282
Runde 10	0:47,186	0:18,600	0:14,451	0:14,135	0:46,994	0:18,426	0:14,488	0:14,080	0:47,059	0:18,403	0:14,581	0:14,075	0:47,637	0:18,575	0:14,500	0:14,562
Runde 11	0:47,158	0:18,594	0:14,487	0:14,077	0:47,002	0:18,504	0:14,409	0:14,089	0:47,165	0:18,481	0:14,540	0:14,144	0:47,439	0:18,659	0:14,533	0:14,247
Runde 12	0:47,293	0:18,653	0:14,506	0:14,134	0:47,251	0:18,645	0:14,517	0:14,089	0:47,131	0:18,604	0:14,488	0:14,039	0:47,292	0:18,620	0:14,488	0:14,184
Runde 13	0:47,983	0:18,987	0:14,729	0:14,267	0:47,690	0:18,465	0:14,697	0:14,528	0:48,268	0:18,570	0:14,734	0:14,964	0:47,110	0:18,468	0:14,467	0:14,247
Runde 14	0:47,481	0:18,607	0:14,565	0:14,309	0:47,042	0:18,424	0:14,505	0:14,113	0:47,075	0:18,432	0:14,499	0:14,144	0:47,171	0:18,552	0:14,495	0:14,281






DEUTSCHE KART-MEISTERSCHAFT

Round 1: 12 - 14 / 04 / 2019

SOUTH GARDA - LONATO (ITA)




DMSB RegNr 97-19

R 6 DKM (DK) Heat 2 A < > C

Die schnellsten Zeiten

Ort	Nr. Fahrername	Zeit	Streckenkil.	Ø Speed
Ziel	84 Travisanutto, Lorenzo	0:46,698	1200 m	92,5 km/h
Sektion 1	6 Hamke, Nico	0:18,331	531 m	104,3 km/h
Sektion 2	53 Szow, Aleksey	0:14,292	390 m	98,2 km/h
Sektion 3	10 Ried, Jonas	0:13,890	279 m	72,3 km/h

	Smr.24 Lagronterria, Antonio CHE Innovate Competition theoretisch mögliche Bestzeit 0:47,208	Smr.55 Quijaj, David DEU Kartshop Ampfing theoretisch mögliche Bestzeit 0:47,240	Smr.39 Braddal, Rasmus DNK RS Competition theoretisch mögliche Bestzeit 0:47,108	Smr.41 Meyer Hansen, Mikkel DNK Racing Motor DK theoretisch mögliche Bestzeit 0:47,435	Smr.9 Baeriswyl, Alain CHE Kartteam Meier GmbH theoretisch mögliche Bestzeit 0:47,855
best	0:47,267 0:18,507 0:14,520 0:14,181	0:47,276 0:18,593 0:14,626 0:14,021	0:47,129 0:18,494 0:14,522 0:14,092	0:47,536 0:18,696 0:14,600 0:14,139	0:48,036 0:18,821 0:14,762 0:14,272
Runde 1	0:52,559 0:20,976 0:16,399 0:15,184	0:53,525 0:21,302 0:16,773 0:15,450	0:53,744 0:21,274 0:16,679 0:15,791	0:54,151 0:21,223 0:16,768 0:16,160	0:54,218 0:21,573 0:16,608 0:16,037
Runde 2	0:48,386 0:18,875 0:14,700 0:14,811	0:49,099 0:18,873 0:15,052 0:15,174	0:48,957 0:19,026 0:15,164 0:14,767	0:49,045 0:19,122 0:15,091 0:14,832	0:49,249 0:19,392 0:15,225 0:14,632
Runde 3	0:48,118 0:18,611 0:14,550 0:14,957	0:49,236 0:19,475 0:14,817 0:14,944	0:49,574 0:19,561 0:14,788 0:15,225	0:48,588 0:19,023 0:14,713 0:14,852	0:49,598 0:19,177 0:14,986 0:15,435
Runde 4	0:48,193 0:19,066 0:14,642 0:14,485	0:47,632 0:18,690 0:14,784 0:14,158	0:47,518 0:18,698 0:14,636 0:14,184	0:47,770 0:18,855 0:14,671 0:14,244	0:48,165 0:18,974 0:14,912 0:14,279
Runde 5	0:47,715 0:18,511 0:14,569 0:14,635	0:47,757 0:18,703 0:14,685 0:14,369	0:47,561 0:18,581 0:14,732 0:14,248	0:47,718 0:18,724 0:14,626 0:14,368	0:48,148 0:19,009 0:14,813 0:14,326
Runde 6	0:50,751 0:19,423 0:14,909 0:16,419	0:48,447 0:18,653 0:14,753 0:15,041	0:48,313 0:18,597 0:14,667 0:15,049	0:48,833 0:18,712 0:14,672 0:15,449	0:48,118 0:18,821 0:14,891 0:14,406
Runde 7	0:47,519 0:18,683 0:14,624 0:14,212	0:47,467 0:18,659 0:14,725 0:14,083	0:47,661 0:18,828 0:14,671 0:14,162	0:47,549 0:18,733 0:14,677 0:14,139	0:48,036 0:18,862 0:14,871 0:14,303
Runde 8	0:47,578 0:18,578 0:14,600 0:14,400	0:47,553 0:18,634 0:14,699 0:14,220	0:47,454 0:18,646 0:14,631 0:14,177	0:48,205 0:19,019 0:14,938 0:14,248	0:48,288 0:18,930 0:14,929 0:14,429
Runde 9	0:47,267 0:18,507 0:14,528 0:14,232	0:47,599 0:18,793 0:14,697 0:14,109	0:47,689 0:18,868 0:14,673 0:14,148	0:48,246 0:19,019 0:14,885 0:14,392	0:48,246 0:19,019 0:14,885 0:14,392
Runde 10	0:47,463 0:18,667 0:14,576 0:14,220	0:47,276 0:18,598 0:14,657 0:14,021	0:47,129 0:18,502 0:14,522 0:14,105	0:48,056 0:18,778 0:14,618 0:14,167	0:48,056 0:18,957 0:14,827 0:14,272
Runde 11	0:47,315 0:18,603 0:14,531 0:14,181	0:47,322 0:18,630 0:14,626 0:14,066	0:47,197 0:18,494 0:14,611 0:14,092	0:47,569 0:18,696 0:14,696 0:14,177	0:48,262 0:18,864 0:14,871 0:14,527
Runde 12	0:47,378 0:18,586 0:14,520 0:14,272	0:47,314 0:18,593 0:14,678 0:14,043	0:47,364 0:18,568 0:14,622 0:14,174	0:47,673 0:18,769 0:14,737 0:14,167	0:48,052 0:18,959 0:14,762 0:14,331
Runde 13	0:47,343 0:18,537 0:14,553 0:14,253	0:47,453 0:18,594 0:14,690 0:14,169	0:47,463 0:18,620 0:14,599 0:14,244	0:47,618 0:18,785 0:14,635 0:14,198	0:48,144 0:18,900 0:14,873 0:14,371







Round 1: 12 - 14 / 04 / 2019

SOUTH GARDA - LONATO (ITA)

DEUTSCHE KART-MEISTERSCHAFT

DMSB RegNr 97-19

R 6 DKM (OK) Heat 2 A < > C

Die schnellsten Zeiten

Ort	Nr. Fahrername	Zeit	Streckenl.	ø Speed
Ziel	84 Travisanutto, Lorenzo	0:46,698	1200 m	92,5 km/h
Sektion 1	6 Hamke, Nico	0:18,331	531 m	104,3 km/h
Sektion 2	53 Szow, Aleksey	0:14,292	390 m	98,2 km/h
Sektion 3	10 Ried, Jonas	0:13,890	279 m	72,3 km/h

	Stmr.54 Di Primo, Livio CHE	Stmr.62 Träger, Daniel DNK				
	Solgat Motorsport	Speedsupply				
	theoretisch mögliche Bestzeit 0:47,608	theoretisch mögliche Bestzeit 0:47,465				
best	Ziel Sektion 1 Sektion 2 Sektion 3	Ziel Sektion 1 Sektion 2 Sektion 3	Ziel	Sektion 1	Sektion 2	Sektion 3
	0:47,642 0:18,797 0:14,677 0:14,134	0:47,556 0:18,659 0:14,613 0:14,193				
Runde 1	0:54,200 0:21,889 0:16,662 0:15,649	0:48,903 0:19,778 0:14,932 0:14,193				
Runde 2	0:49,249 0:19,416 0:15,072 0:14,761	0:47,556 0:18,745 0:14,613 0:14,198				
Runde 3	0:49,519 0:19,296 0:14,956 0:15,267	0:18,659 8:44,882				
Runde 4	0:47,831 0:18,823 0:14,808 0:14,200					
Runde 5	0:47,745 0:18,808 0:14,677 0:14,260					
Runde 6	0:48,097 0:18,875 0:14,757 0:14,465					
Runde 7	0:47,642 0:18,797 0:14,711 0:14,134					
Runde 8	0:47,900 0:18,863 0:14,791 0:14,246					
Runde 9	0:48,365 0:18,912 0:14,861 0:14,592					
Runde 10	0:49,031 0:19,250 0:15,062 0:14,719					
Runde 11	0:49,522 0:19,324 0:15,048 0:15,150					
Runde 12	0:49,249 0:19,380 0:15,053 0:14,816					
Runde 13	0:49,737 0:19,506 0:15,148 0:15,083					

R 2 DKM (OK) Heat 1 B <> C

Strecke / track: 1200m

started: 32 classified: 32 not classified: 0

fastest Lap Daniel TRÄGER at: 0:46,600

Pos	Stf. Nr.	Fahrer Driver	Nation	Bewerber/Sponsor	Nation	Lizenz R.Lizenz	Chassis/Motor/Reifen	Points	Runden Laps	Gesamtheit Differenz	Abstand Gap	beste Runde best Lap	In R. in L.	Geschw. a Speed
1	2	SASSE, Hugo	DEU	TB Racing Team	DEU	IKC1147248 KBF116906	Kart Republic / IAME / Vego	0	13	10:11,272		0:46,722	11	91,9 km/h
2	14	DÖRR, Ben	DEU	TB Racing Team	DEU	IKCR1162845 KBF116906	KR / IAME / Vego	2	13	10:13,457 0:02,185	0:02,185	0:46,698	6	91,5 km/h
3	60	PAUWELS, Kobe	BEL	CV Performance Group	DEU	910066 KBF1141781	KR / IAME / Vego	3	13	10:13,623 0:02,351	0:00,166	0:46,607	9	91,5 km/h
4	20	ÖGAARD, Sebastian	SWE	Ward Racing	SWE	55995 102	Tony Kart / Vortex / Vego	4	13	10:13,697 0:02,425	0:00,074	0:46,620	9	91,5 km/h
5	99	BUUS, Bastian	DNK	RS Competition	DNK	59991 36053	Tony Kart / Vortex / Vego	5	13	10:16,349 0:05,077	0:02,652	0:46,768	10	91,1 km/h
6	62	TRÄGER, Daniel	DNK	Speedsupply	DNK	52507 61513	Haase / IAME / Vego	6	13	10:16,405 0:05,133	0:00,056	0:46,600	7	91,1 km/h
7	36	ANDERRÜTI, Leandro	CHE	Lanari Racing Team	DEU	500212 KBF1159049	Kart Republic / IAME / Vego	7	13	10:17,325 0:06,053	0:00,920	0:46,715	10	91 km/h
8	34	ARNOLD, Felix	DEU	TB Racing Team	DEU	IKA1138542 KBF116906	KR / IAME / Vego	8	13	10:17,480 0:06,208	0:00,155	0:46,828	7	92,3 km/h
9	8	LIWINSKI, David	NLD	BIREL ART RACING KSW	AUT	35786 BK102	Birel Art / IAME / Vego	9	13	10:18,175 0:06,903	0:00,695	0:46,658	10	90,8 km/h
10	6	HANTKE, Nico	DEU	3G Racing	DEU	IKC114593c KBF1164077	Tony Kart / IAME / Vego	10	13	10:18,628 0:07,356	0:00,453	0:46,688	6	90,8 km/h
11	13	TAUSCHER, Alexander	DEU	Junior TEAM75	DEU	IKC1162751 KBF1154079	Kart Republic / IAME / Vego	11	13	10:19,824 0:08,552	0:01,196	0:46,800	6	92,3 km/h
12	11	MESCH, Joel	DEU	TB Racing Team	DEU	IKC1179312 KBF116906	KR / IAME / Vego	12	13	10:20,398 0:09,126	0:00,574	0:46,605	9	90,5 km/h
13	17	FÜNGELING, Luke Brandon	DEU	Valier Motorsport	DEU	IKC1136804 KBF1063735	SODI / IAME / Vego	13	13	10:21,304 0:10,032	0:00,906	0:46,917	8	92,1 km/h
14	19	HALLÉN FELLENIUS, Maja	SWE	Ward Racing	SWE	20020728164: 102	Tony Kart / Vortex / Vego	14	13	10:21,775 0:10,503	0:00,471	0:46,835	12	90,3 km/h
15	37	DEGNBOL, Noah	DNK	RS Competition	DNK	65659 36053	Tony Kart / Vortex / Vego	15	13	10:23,318 0:12,046	0:01,543	0:46,769	12	90,1 km/h
16	66	PRIMM, Simon Connor	DEU	Kartshop Ampling	DEU	IKCR117081 KBF1108764	Tony Kart / TM / Vego	16	13	10:23,772 0:12,500	0:00,454	0:46,861	6	90 km/h
17	43	WISKIRCHEN, Moritz	DEU	TB Racing Team	DEU	IKC1173296 KBF116906	KR / IAME / Vego	17	13	10:23,950 0:12,678	0:00,178	0:47,110	4	90 km/h
18	44	PEDERSEN, Nicolai	DNK	KSB Racing Team	AUT	65102 BK002	Kosmic / Vortex / Vego	18	13	10:25,355 0:14,083	0:01,405	0:47,106	12	89,8 km/h
19	45	KELSTRUP, Georg	SWE	TK Racing	DNK	20040702305: 52208	FA Kart / TM / Vego	19	13	10:25,706 0:14,434	0:00,351	0:46,831	7	89,8 km/h
20	15	BÖNIGHAUSEN, Colin Jamie	DEU	TB Racing Team	DEU	IKCR1179397 KBF116906	KR / IAME / Vego	20	13	10:26,383 0:15,111	0:00,677	0:46,862	9	89,7 km/h
21	46	KIKKENBORG, Frederik	DNK	KSB Racing Team	AUT	37460 00436642262490	Kosmic / Vortex / Vego	21	13	10:26,790 0:15,518	0:00,407	0:46,963	9	89,6 km/h
22	31	BELHOCINE, Sebastien	CZE	Strnadel Motorsport	CZE	19450129 18A0101511	KR / IAME / Vego	22	13	10:28,261 0:16,989	0:01,471	0:47,218	4	89,4 km/h
23	22	WARD, Brett	GBR	3G Racing	DEU	198323 KBF1164077	FA Kart / IAME / Vego	23	13	10:28,817 0:17,545	0:00,556	0:47,155	7	89,3 km/h
24	39	BRADAL, Rasmus	DNK	RS Competition	DNK	39340 36053	Tony Kart / Vortex / Vego	24	13	10:29,162 0:17,890	0:00,345	0:47,167	12	89,3 km/h
25	25	WEIMANN, Jule	DEU	Solgat Motorsport	DEU	IKC1159312 KBF1079882	Birel Art / TM / Vego	25	13	10:29,542 0:18,270	0:00,380	0:47,259	5	89,2 km/h
26	41	MEYER HANSEN, Mikkel	DNK	Racing Motor DK	DNK	36477 03587	Kali Kart / TM / Vego	26	13	10:29,627 0:18,355	0:00,085	0:47,177	12	89,2 km/h
27	30	HOLZEM, Juliano	DEU	Lanari Racing Team	DEU	IKC1195324 KBF1159049	Kart Republic / Parilla / Vego	27	13	10:30,216 0:18,944	0:00,589	0:47,107	7	89,1 km/h
28	32	LOPEZ, Pol	ESP	CRG Keijzer racing	NLD	HCSR-0015-ESP 28613	CRG / TM / Vego	28	13	10:31,301 0:20,029	0:01,085	0:47,203	7	89 km/h
29	33	FAGONE, Alessio	CHE	Innovate Competition	CHE	500228 500033	Tony Kart / IAME / Vego	29	13	10:34,662 0:23,390	0:03,361	0:47,684	12	88,5 km/h
30	54	DI PRIMA, Livio	CHE	Solgat Motorsport	DEU	500260 KBF1079882	Birel Art / IAME / Vego	30	13	10:37,405 0:26,133	0:02,743	0:47,898	7	88,1 km/h
31	50	PTÁČKOVÁ, Sona	CZE	Strnadel Motorsport	CZE	19450121 01381024	Kosmic / TM / Vego	31	13	10:43,687 0:32,415	0:06,282	0:48,467	9	87,2 km/h
32	7	TRÖGER, Niels	DEU	CRG Keijzer racing	NLD	IKCR1139697 28613	CRG / Parilla / Vego	32	12	9:34,884 1 R	1 R	0:46,756	10	92,4 km/h

Rennleitung: Pasquale Lupoli Racedirektor: Horst Seidel

Sportkommissare: Nikolas Spaderna / Ulrich Bell / Paola Acerbi

Techn. Kommissare: Hans-Jürgen Dangers / M. Grasshoff / C. Schmidt

Zeitnahme: KART-DATA timing service Franz Schieszler






DEUTSCHE KART-MEISTERSCHAFT

Round 1: 12 - 14 / 04 / 2019

SOUTH GARDA - LONATO (ITA)



DMSB

DMSB RegNr 97-19

R 2 DKM (OK) Heat 1 B < > C

Fahrername Driver	Sasse Hugo	Dörr Ben	Pauwels Kobe	Ögaard Sebastian	Buus Bastian	Träger Daniel	Anderrüti Leandro	Arnold Felix	Liwinski David	Hantke Nico	Tauscher Alexander	Mesch Joel
schnellste Runde	0:46,722 Rn. 11	0:46,698 Rn. 6	0:46,607 Rn. 9	0:46,620 Rn. 9	0:46,768 Rn. 10	0:46,600 Rn. 7	0:46,715 Rn. 10	0:46,828 Rn. 7	0:46,658 Rn. 10	0:46,688 Rn. 6	0:46,800 Rn. 6	0:46,605 Rn. 9
Speed	92,5 km/h	92,5 km/h	92,7 km/h	92,7 km/h	92,4 km/h	92,7 km/h	92,5 km/h	92,3 km/h	92,6 km/h	92,5 km/h	92,3 km/h	92,7 km/h
Lap 1	0:47,979	0:49,039	0:49,252	0:49,161	0:49,048	0:50,868	0:50,403	0:50,999	0:52,274	0:50,203	1:39,110	0:52,640
Lap 2	0:47,177	0:47,268	0:47,454	0:47,229	0:47,760	0:47,119	0:47,456	0:47,470	0:48,307	0:47,350	0:48,086	0:48,328
Lap 3	0:47,032	0:47,015	0:47,384	0:47,038	0:47,651	0:47,451	0:47,402	0:47,402	0:47,477	0:47,676	0:46,830	0:47,500
Lap 4	0:46,825	0:46,794	0:46,723	0:46,825	0:47,217	0:46,805	0:46,986	0:47,023	0:46,920	0:47,146	0:46,939	0:47,199
Lap 5	0:46,821	0:46,714	0:46,841	0:46,755	0:46,954	0:46,958	0:46,933	0:46,910	0:46,741	0:46,978	1:33,801	0:46,689
Lap 6	0:46,788	0:46,698	0:46,666	0:46,679	0:46,834	0:46,686	0:46,902	0:46,907	0:47,011	0:46,688	0:46,800	0:46,832
Lap 7	0:46,779	0:46,716	0:46,734	0:46,739	0:46,949	0:46,600	0:46,878	0:46,828	0:46,835	0:47,004	0:46,920	0:47,362
Lap 8	0:46,735	0:46,871	0:46,748	0:46,900	0:47,738	0:47,542	0:46,829	0:46,856	0:46,674	0:46,911	0:47,375	0:46,919
Lap 9	0:46,727	0:46,760	0:46,607	0:46,620	0:46,919	0:47,122	0:46,932	0:47,008	0:46,998	0:47,877	0:47,001	0:46,605
Lap 10	0:46,760	0:46,739	0:46,609	0:46,843	0:46,768	0:46,628	0:46,715	0:46,832	0:46,658	0:47,059	0:46,901	0:47,217
Lap 11	0:46,722	0:46,781	0:46,739	0:46,808	0:47,010	0:47,059	0:46,975	0:46,841	0:46,788	0:47,289	0:47,306	0:47,028
Lap 12	0:46,805	0:47,524	0:47,267	0:47,974	0:46,918	0:46,865	0:46,981	0:46,922	0:47,081	0:47,389	0:47,306	0:47,491
Lap 13	0:47,031	0:47,252	0:47,227	0:47,214	0:47,385	0:47,242	0:47,491	0:47,424	0:46,930	0:47,323		0:46,752






DEUTSCHE KART-MEISTERSCHAFT

Round 1: 12 - 14 / 04 / 2019

SOUTH GARDA - LONATO (ITA)



DMSB

DMSB RegNr 97-19

R 2 DKM (OK) Heat 1 B <> C

Fahrername Driver	Füngling Luke Brandon	Hallén Fellenius Maja	Degnbol Noah	Primm Simon Connor	Wiskirchen Moritz	Pedersen Nicolai	Kelstrup Georg	Bönighausen Colin Jamie	Kikkenborg Frederik	Belhocine Sebastien	Ward Brett	Bradal Rasmus
schnellste Runde in Runde	0:46,917 Rn. 8	0:46,835 Rn. 12	0:46,769 Rn. 12	0:46,861 Rn. 6	0:47,110 Rn. 4	0:47,106 Rn. 12	0:46,831 Rn. 7	0:46,862 Rn. 9	0:46,963 Rn. 9	0:47,218 Rn. 4	0:47,155 Rn. 7	0:47,167 Rn. 12
Speed	92,1 km/h	92,2 km/h	92,4 km/h	92,2 km/h	91,7 km/h	91,7 km/h	92,2 km/h	92,2 km/h	92,0 km/h	91,5 km/h	91,6 km/h	91,6 km/h
Lap 1	0:51,043	0:51,507	0:52,268	0:52,089	0:52,541	0:53,335	0:53,357	0:53,498	0:53,075	0:52,792	0:51,998	0:52,823
Lap 2	0:47,487	0:47,686	0:48,929	0:48,046	0:48,120	0:48,578	0:49,502	0:49,468	0:49,435	0:49,894	0:49,241	0:49,441
Lap 3	0:48,159	0:47,474	0:47,215	0:47,251	0:47,600	0:47,899	0:47,891	0:48,312	0:47,679	0:48,255	0:47,623	0:48,281
Lap 4	0:47,120	0:47,432	0:47,748	0:47,036	0:47,110	0:47,361	0:47,102	0:47,528	0:47,156	0:47,218	0:47,392	0:47,598
Lap 5	0:47,035	0:47,048	0:47,862	0:46,945	0:47,121	0:47,208	0:47,614	0:47,012	0:47,659	0:47,308	0:47,402	0:47,425
Lap 6	0:47,010	0:47,464	0:47,104	0:46,861	0:47,194	0:47,164	0:47,365	0:47,055	0:47,626	0:47,540	0:47,174	0:47,273
Lap 7	0:47,033	0:47,824	0:46,953	0:47,615	0:47,256	0:47,182	0:46,831	0:47,189	0:47,123	0:47,258	0:47,155	0:47,349
Lap 8	0:46,917	0:48,444	0:46,921	0:47,602	0:47,431	0:47,280	0:47,065	0:47,378	0:47,188	0:47,481	0:47,827	0:47,241
Lap 9	0:47,614	0:47,065	0:46,874	0:46,990	0:47,739	0:47,554	0:47,096	0:46,862	0:46,963	0:47,346	0:48,044	0:47,209
Lap 10	0:48,028	0:46,958	0:47,251	0:46,964	0:47,534	0:47,163	0:47,707	0:47,137	0:48,131	0:47,403	0:48,537	0:47,455
Lap 11	0:46,966	0:47,008	0:46,863	0:46,934	0:47,280	0:47,136	0:47,178	0:47,347	0:47,126	0:47,401	0:47,459	0:47,865
Lap 12	0:48,030	0:46,835	0:46,769	0:47,069	0:47,125	0:47,106	0:46,910	0:47,035	0:47,083	0:47,430	0:47,878	0:47,167
Lap 13	0:47,261	0:47,333	0:47,650	0:49,765	0:47,376	0:47,260	0:46,846	0:47,143	0:47,025	0:47,303	0:47,719	0:47,736



DKM
DEUTSCHE KART-MEISTERSCHAFT



DMSB

Round 1: 12 - 14 / 04 / 2019
SOUTH GARDA - LONATO (ITA)



DMSB RegNr 97-19

R 2 DKM (OK) Heat 1 B <> C

Fahrername Driver	Weimann Jule	Meyer Hansen Mikkel	Holzem Juliano	Lopez Pol	Fagone Alessio	Di Prima Livio	Pracková Sona	Tröger Niels
schnellste Runde in Runde	0:47,259 Rn. 5	0:47,177 Rn. 12	0:47,107 Rn. 7	0:47,203 Rn. 7	0:47,684 Rn. 12	0:47,898 Rn. 7	0:48,467 Rn. 9	0:46,756 Rn. 10
Speed	91,4 km/h	91,6 km/h	91,7 km/h	91,5 km/h	90,6 km/h	90,2 km/h	89,1 km/h	92,4 km/h
Lap 1	0:53,033	0:53,846	0:52,296	0:53,013	0:53,560	0:53,102	0:52,910	0:53,251
Lap 2	0:49,036	0:49,386	0:48,958	0:49,686	0:49,656	0:49,704	0:49,804	0:48,714
Lap 3	0:47,758	0:48,153	0:47,839	0:48,439	0:48,529	0:48,683	0:48,966	0:47,472
Lap 4	0:47,297	0:47,661	0:47,627	0:47,730	0:48,202	0:48,239	0:49,017	0:47,157
Lap 5	0:47,259	0:47,618	0:48,352	0:47,372	0:47,989	0:47,981	0:48,638	0:47,523
Lap 6	0:47,995	0:47,676	0:47,318	0:47,500	0:48,066	0:47,918	0:48,531	0:47,031
Lap 7	0:47,292	0:47,385	0:47,107	0:47,203	0:47,820	0:47,898	0:49,011	0:46,959
Lap 8	0:48,360	0:47,317	0:47,548	0:47,357	0:47,775	0:48,457	0:48,710	0:46,781
Lap 9	0:47,296	0:47,268	0:47,779	0:47,528	0:47,718	0:48,024	0:48,467	0:47,006
Lap 10	0:47,596	0:47,188	0:49,298	0:47,342	0:47,749	0:48,030	0:48,679	0:46,756
Lap 11	0:47,891	0:47,516	0:48,328	0:48,362	0:47,907	0:48,060	0:48,482	0:46,876
Lap 12	0:47,460	0:47,177	0:47,474	0:48,061	0:47,684	0:48,410	0:48,690	0:46,963
Lap 13	0:48,348	0:47,534	0:48,233	0:47,919	0:47,880	0:48,682	0:48,737	






DEUTSCHE KART-MEISTERSCHAFT

Round 1: 12 - 14 / 04 / 2019

SOUTH GARDA - LONATO (ITA)

DMSB

DMSB RegNr-97-19

Groups DKM (DK)

Group A

Pos.	Stnr No.	Fahrer Driver	Nation	Bewerber Sponsor	Nation
1	4	HAVERKORT, Kas	NLD	CRG Keizer racing	NLD
4	84	TRAVISANLITTO, Lorenzo	ITA	CV Performance Group	DEU
7	38	FRIS, Julie	DNK	TK Racing	DNK
10	1	THOMPSON, Harry	GBR	Ricky Flynn Motorsport	GBR
13	10	RIED, Jonas	DEU	Solgar Motorsport	DEU
16	53	SIZOV, Aleksey	RUS	TB Racing Team	DEU
19	27	BORN, Miklas Basil	CHE	Innovate Competition	CHE
22	48	KRAMER, Pablo	DEU	RL-Competition.com	DEU
25	21	VAN VARK, Lars	NLD	TB Racing Team	DEU
28	28	O'DEY, Levi	DEU	RS Schumacher Racing Team	DEU
31	77	TRAMNITZ, Tim	DEU	Kartshop Ampling	DEU
34	29	HOLZEM, Sandro	DEU	Lanari Racing Team	DEU
37	24	LAGROTTERIA, Antonio	CHE	Innovate Competition	CHE
40	18	ROSAM, Max	DEU	TR Motorsport	DEU
43	55	QUEFJ, David	DEU	Kartshop Ampling	DEU
46	9	BAERISWIL, Alain	CHE	Kartteam Meier GmbH	CHE

Group B

Pos.	Stnr No.	Fahrer Driver	Nation	Bewerber Sponsor	Nation
2	20	ÖGAARD, Sebastian	SWE	Ward Racing	SWE
5	2	SASSE, Hugo	DEU	TB Racing Team	DEU
8	60	PAUWELS, Kobe	BEL	CV Performance Group	DEU
11	7	TRÖGER, Niels	DEU	CRG Keizer racing	NLD
14	8	LIWINSKI, David	NLD	BIREL ART RACING KSW	AUT
17	17	FÜNGELING, Luke Brandon	DEU	Valter Motorsport	DEU
20	19	HALLÉN FELLENIUS, Maja	SWE	Ward Racing	SWE
23	34	ARNOLD, Felix	DEU	TB Racing Team	DEU
26	43	WISKIRCHEN, Moritz	DEU	TB Racing Team	DEU
29	66	PRIMM, Simon Connor	DEU	Kartshop Ampling	DEU
32	25	WEIMANN, Jule	DEU	Solgar Motorsport	DEU
35	45	KELSTRUP, Georg	SWE	TK Racing	DNK
38	22	WARD, Brett	GBR	3G Racing	DEU
41	32	LOPEZ, Pol	ESP	CRG Keizer racing	NLD
44	33	FAGONE, Alessio	CHE	Innovate Competition	CHE
47	50	PTÁČKOVÁ, Sona	CZE	Srmadel Motorsport	CZE

Group C

Pos.	Stnr No.	Fahrer Driver	Nation	Bewerber Sponsor	Nation
3	99	BIJUS, Bastian	DNK	RS Competition	DNK
6	14	DÖRR, Ben	DEU	TB Racing Team	DEU
9	62	TRÄGER, Daniel	DNK	Speedsupply	DNK
12	6	HANTKE, Nico	DEU	3G Racing	DEU
15	11	MESCH, Joel	DEU	TB Racing Team	DEU
18	30	HOLZEM, Juliano	DEU	Lanari Racing Team	DEU
21	36	ANDERRÜTTI, Leandro	CHE	Lanari Racing Team	DEU
24	13	TAUSCHER, Alexander	DEU	Junior TEAM75	DEU
27	37	DEGNBOL, Noah	DNK	RS Competition	DNK
30	44	PEDERSEN, Nicolai	DNK	KSB Racing Team	AUT
33	15	BÖNIGHAUSEN, Colin Jamie	DEU	TB Racing Team	DEU
36	46	KIKKENBORG, Frederik	DNK	KSB Racing Team	AUT
39	31	BELHOCINE, Sebastien	CZE	Srmadel Motorsport	CZE
42	41	MEYER HANSEN, Mikkel	DNK	Racing Motor DK	DNK
45	54	DI PRIMA, Livio	CHE	Solgar Motorsport	DEU
48	39	BRADAL, Rasmus	DNK	RS Competition	DNK

Renntleitung: Pasquale Lupilo Racedirektor: Horst Seide
 Sportkommissare: Nikolas Spaderma / Ulrich Bell / Paola Averb
 Techn. Kommissare: Hans-Jürgen Dangers / M. Grasshoff / C. Schmid
 Zeitnahme: KART-DATA timing service Franz Schiesler

Ranking Qualifying Practice DKM (OK)

Strecke / track: 1200m

started: 48 classified: 48 not classified: 0

Pos	Str. Nr.	Fahrer Driver	Nation	Bewerber/Sponsor	Nation	Lizenz B-Lizenz	Chassis/Motor/Reifen	Rn. Laps	schnellste Zeit fastest Lap	Abstand Gap	Lauf Heat	Rn. Lp	Zeit Time
1	4	HAVERKORT, Kas	NLD	CRG Keijzer racing	NLD	36154 28613	CRG / TM / Vega	7	0:46,126		2	7	0:46,126
2	20	ÖGAARD, Sebastian	SWE	Ward Racing	SWE	55995 102	Tony Kart / Vortex / Vega	7	0:46,150	0:00,024	1	7	0:46,150
3	99	BUUS, Bastian	DNK	RS Competition	DNK	59991 36053	Tony Kart / Vortex / Vega	7	0:46,176	0:00,026	1	7	0:46,176
4	84	TRAVISANUTTO, Lorenzo	ITA	CV Performance Group	DEU	297878 1141781	KR / IAME / Vega	7	0:46,183	0:00,007	1	7	0:46,183
5	2	SASSE, Hugo	DEU	TB Racing Team	DEU	IKC1147248 KBF1116906	Kart Republic / IAME / Vega	7	0:46,191	0:00,008	1	7	0:46,191
6	14	DÖRR, Ben	DEU	TB Racing Team	DEU	IKCR1162845 KBF1116906	KR / IAME / Vega	7	0:46,243	0:00,052	2	7	0:46,243
7	38	FRIIS, Julie	DNK	TK Racing	DNK	41614 52208	FA Kart / TM / Vega	7	0:46,290	0:00,047	2	7	0:46,290
8	60	PAUWELS, Kobe	BEL	CV Performance Group	DEU	910066 KBF1141781	KR / IAME / Vega	7	0:46,296	0:00,006	1	7	0:46,296
9	62	TRÄGER, Daniel	DNK	Speedsupply	DNK	52507 61513	Haase / IAME / Vega	6	0:46,335	0:00,039	2	6	0:46,335
10	1	THOMPSON, Harry	GBR	Ricky Flynn Motorsport	GBR	265302 162392	FA Kart / Vortex / Vega	7	0:46,337	0:00,002	2	7	0:46,337
11	7	TRÖGER, Niels	DEU	CRG Keijzer racing	NLD	IKCR1139697 28613	CRG / Parilla / Vega	7	0:46,349	0:00,012	1	7	0:46,349
12	6	HANTKE, Nico	DEU	3G Racing	DEU	IKC 1145936 KBF 1164077	Tony Kart / IAME / Vega	7	0:46,393	0:00,044	1	7	0:46,393
13	10	RIED, Jonas	DEU	Solgat Motorsport	DEU	IKC11167350 KBF1079882	Birel Art / TM / Vega	7	0:46,408	0:00,015	2	7	0:46,408
14	8	LIWINSKI, David	NLD	BIREL ART RACING KSW	AUT	35786 BK102	Birel Art / IAME / Vega	6	0:46,419	0:00,011	1	6	0:46,419
15	11	MESCH, Joel	DEU	TB Racing Team	DEU	IKC1179312 KBF1116906	KR / IAME / Vega	7	0:46,460	0:00,041	2	7	0:46,460
16	53	SIZOV, Aleksey	RUS	TB Racing Team	DEU	19519 KBF 1116906	KR / IAME / Vega	7	0:46,490	0:00,030	2	7	0:46,490
17	17	FÜNGELING, Luke Brandon	DEU	Valier Motorsport	DEU	IKC1136804 KBF1063735	SODI / IAME / Vega	7	0:46,496	0:00,006	1	7	0:46,496
18	30	HOLZEM, Juliano	DEU	Lanari Racing Team	DEU	IKC1195324 KBF1159049	Kart Republic / Parilla / Vega	6	0:46,548	0:00,052	1	6	0:46,548
19	27	BORN, Miklas Basil	CHE	Innovate Competition	CHE	505145 500033	Exprit / Vortex / Vega	7	0:46,569	0:00,021	2	7	0:46,569
20	19	HALLÉN FELLENIUS, Maja	SWE	Ward Racing	SWE	200207281643 102	Tony Kart / Vortex / Vega	7	0:46,582	0:00,013	1	7	0:46,582
21	36	ANDERRÜTI, Leandro	CHE	Lanari Racing Team	DEU	500212 KBF1159049	Kart Republic / IAME / Vega	7	0:46,586	0:00,004	2	7	0:46,586
22	48	KRAMER, Pablo	DEU	RL-Competition.com	DEU	IKC1151450 KBF1132168	CRG / TM / Vega	7	0:46,596	0:00,010	1	7	0:46,596
23	34	ARNOLD, Felix	DEU	TB Racing Team	DEU	IKA1138542 KBF1116906	KR / IAME / Vega	7	0:46,612	0:00,016	1	7	0:46,612
24	13	TAUSCHER, Alexander	DEU	Junior TEAM75	DEU	IKC1162751 KBF1154079	Kart Republic / IAME / Vega	7	0:46,632	0:00,020	2	7	0:46,632
25	21	VAN VARK, Lars	NLD	TB Racing Team	DEU	36980 KBF1116906	KR / IAME / Vega	7	0:46,635	0:00,003	1	7	0:46,635
26	43	WISKIRCHEN, Moritz	DEU	TB Racing Team	DEU	IKC1173298 KBF1116906	KR / IAME / Vega	7	0:46,647	0:00,012	1	7	0:46,647
27	37	DEGNBOL, Noah	DNK	RS Competition	DNK	65659 36053	Tony Kart / Vortex / Vega	7	0:46,660	0:00,013	2	7	0:46,660
28	28	O 'DEY, Levi	DEU	RS Schumacher Racing Team	DEU	IKC1164486 KBF1067587	Praga / IAME / Vega	7	0:46,669	0:00,009	1	7	0:46,669
29	66	PRIMM, Simon Connor	DEU	Kartshop Ampfing	DEU	IKCR171081 KBF1108764	Tony Kart / TM / Vega	7	0:46,672	0:00,003	2	7	0:46,672
30	44	PEDERSEN, Nicolai	DNK	KSB Racing Team	AUT	65102 BK002	Kosmic / Vortex / Vega	6	0:46,677	0:00,005	1	6	0:46,677
31	77	TRAMNITZ, Tim	DEU	Kartshop Ampfing	DEU	IKCR1161254 KBF1108764	Tony Kart / TM / Vega	7	0:46,692	0:00,015	2	7	0:46,692
32	25	WEIMANN, Jule	DEU	Solgat Motorsport	DEU	IKC1159312 KBF1079882	Birel Art / TM / Vega	7	0:46,702	0:00,010	2	7	0:46,702
33	15	BÖNIGHAUSEN, Colin Jamie	DEU	TB Racing Team	DEU	IKCR1179397 KBF1116906	KR / IAME / Vega	7	0:46,727	0:00,025	2	7	0:46,727
34	29	HOLZEM, Sandro	DEU	Lanari Racing Team	DEU	IKC1195323 KBF1159049	Kart Republic / Parilla / Vega	7	0:46,779	0:00,052	2	7	0:46,779
35	45	KELSTRUP, Georg	SWE	TK Racing	DNK	200407023050 52208	FA Kart / TM / Vega	5	0:46,791	0:00,012	1	5	0:46,791
36	46	KIKKENBORG, Frederik	DNK	KSB Racing Team	AUT	37460 00436642262490	Kosmic / Vortex / Vega	7	0:46,847	0:00,056	2	7	0:46,847

Ranking Qualifying Practice DKM (OK)

Strecke / track: 1200m

started: 48 classified: 48 not classified: 0

Pos	Str. Nr.	Fahrer Driver	Nation	Bewerber/Sponsor	Nation	Lizenz B-Lizenz	Chassis/Motor/Reifen	Rn. Laps	schnellste Zeit fastest Lap	Abstand Gap	Lauf Heat	Rn. Lp	Zeit Time
37	24	LAGROTTERIA, Antonio	CHE	Innovate Competition	CHE	500238 500033	Exprit / Vortex / Vega	7	0:46,861	0:00,014	2	7	0:46,861
38	22	WARD, Brett	GBR	3G Racing	DEU	198323 KBF1164077	FA Kart / IAME / Vega	7	0:46,880	0:00,019	1	7	0:46,880
39	31	BELHOCINE, Sebastien	CZE	Strnadel Motorsport	CZE	19A50129 18AT01511	KR / IAME / Vega	7	0:46,904	0:00,024	1	7	0:46,904
40	18	ROSAM, Max	DEU	TR Motorsport	DEU	IKC1162238 KBF1080519	Jesolo / TM / Vega	7	0:46,925	0:00,021	2	7	0:46,925
41	32	LOPEZ, Pol	ESP	CRG Keijzer racing	IND	HCSR-0015-ESP 28613	CRG / TM / Vega	7	0:46,934	0:00,009	2	7	0:46,934
42	41	MEYER HANSEN, Mikkel	DNK	Racing Motor DK	DNK	36477 03587	Kali Kart / TM / Vega	7	0:46,988	0:00,054	2	7	0:46,988
43	55	QUFAJ, David	DEU	Kartshop Ampfing	DEU	IKC1141427 KBF1108764	Tony Kart / TM / Vega	7	0:46,990	0:00,002	1	7	0:46,990
44	33	FAGONE, Alessio	CHE	Innovate Competition	CHE	500228 500033	Tony Kart / IAME / Vega	7	0:47,063	0:00,073	1	7	0:47,063
45	54	DI PRIMA, Livio	CHE	Salgat Motorsport	DEU	500260 KBF1079882	Birel Art / IAME / Vega	7	0:47,333	0:00,270	2	7	0:47,333
46	9	BAERISWL, Alain	CHE	Kartteam Meier GmbH	CHE	500344 500008	DR / Raxon / Vega	6	0:47,690	0:00,357	2	6	0:47,690
47	50	PTÁCKOVÁ, Sona	CZE	Strnadel Motorsport	CZE	19A50121 01381024	Kosmic / TM / Vega	7	0:48,250	0:00,560	1	7	0:48,250
48	39	BRADAL, Rasmus	DNK	RS Competition	DNK	39340 36053	Tony Kart / Vortex / Vega	5	0:49,527	0:01,277	1	5	0:49,527

Rennleitung: Pasquale Lupilo Racedirektor: Horst Seidel

Sportkommissare: Nikolas Spaderna / Ulrich Bell / Paola Acerbi

Techn. Kommissare: Hans-Jürgen Dangers / M. Grasshoff / C. Schmidt

Zeitnahme: KART-DATA timing service Franz Schieszler

Qualifying practice DKM (OK) Group 2 Group 2

Strecke / track: 1200m

started: 24 classified: 24 not classified: 0

Pos	Stf. Nr.	Fahrer / Driver	Nation	Bewerber/Sponsor	Nation	Lizenz / License	Chassis/Motor/Reifen	Runden / Laps	Differenz	Abstand / Gap	beste Runde / best Lap	in N. / in L.	o. / e. Beschw. / Speed
1	4	HAVERKORT, Kas	IND	CRG Keijzer racing	IND	36154 28613	CRG / TM / Vego	7			0:46,126	5	93,7 km/h
2	14	DÖRR, Ben	DEU	TB Racing Team	DEU	JKCR1162845 KBF1116906	KR / IAME / Vego	7	0:00,117	0:00,117	0:46,243	6	93,4 km/h
3	38	FRIIS, Julie	DNK	TK Racing	DNK	41614 52208	FA Kart / TM / Vego	7	0:00,164	0:00,047	0:46,290	5	93,3 km/h
4	62	TRÄGER, Daniel	DNK	Speedsupply	DNK	52507 61513	Haase / IAME / Vego	6	0:00,209	0:00,045	0:46,335	4	93,2 km/h
5	1	THOMPSON, Harry	GBR	Ricky Flynn Motorsport	GBR	265302 162392	FA Kart / Vortex / Vego	7	0:00,211	0:00,002	0:46,337	4	93,2 km/h
6	10	RIED, Jonas	DEU	Solgat Motorsport	DEU	JKC11167350 KBF1079882	Birel Art / TM / Vego	7	0:00,282	0:00,071	0:46,408	7	93,1 km/h
7	11	MESCH, Joel	DEU	TB Racing Team	DEU	JKC1179312 KBF1116906	KR / IAME / Vego	7	0:00,334	0:00,052	0:46,460	5	93,0 km/h
8	53	SIZOV, Aleksey	RUS	TB Racing Team	DEU	19519 KBF1116906	KR / IAME / Vego	7	0:00,364	0:00,030	0:46,490	7	92,9 km/h
9	27	BORN, Miklas Basil	CHE	Innovate Competition	CHE	505145 500033	Exprit / Vortex / Vego	7	0:00,443	0:00,079	0:46,569	4	92,8 km/h
10	36	ANDERRÜTI, Leandro	CHE	Lanari Racing Team	DEU	500212 KBF1159049	Kart Republic / IAME / Vego	7	0:00,460	0:00,017	0:46,586	5	92,7 km/h
11	13	TAUSCHER, Alexander	DEU	Junior TEAM75	DEU	JKC1162751 KBF1154079	Kart Republic / IAME / Vego	7	0:00,506	0:00,046	0:46,632	4	92,6 km/h
12	37	DEGNBOL, Noah	DNK	RS Competition	DNK	65659 36053	Tony Kart / Vortex / Vego	7	0:00,534	0:00,028	0:46,660	6	92,6 km/h
13	66	PRIMM, Simon Connor	DEU	Kartshop Ampfing	DEU	JKCR171081 KBF1108764	Tony Kart / TM / Vego	7	0:00,546	0:00,012	0:46,672	7	92,6 km/h
14	77	TRAMNITZ, Tim	DEU	Kartshop Ampfing	DEU	JKCR1161254 KBF1108764	Tony Kart / TM / Vego	7	0:00,566	0:00,020	0:46,692	4	92,5 km/h
15	25	WEIMANN, Jule	DEU	Solgat Motorsport	DEU	JKC1159312 KBF1079882	Birel Art / TM / Vego	7	0:00,576	0:00,010	0:46,702	5	92,5 km/h
16	15	BÖNIGHAUSEN, Colin Ja	DEU	TB Racing Team	DEU	JKCR1179397 KBF1116906	KR / IAME / Vego	7	0:00,601	0:00,025	0:46,727	7	92,5 km/h
17	29	HOLZEM, Sandro	DEU	Lanari Racing Team	DEU	JKC1195322 KBF1159049	Kart Republic / Parilla / Vego	7	0:00,653	0:00,052	0:46,779	7	92,3 km/h
18	46	KIKKENBORG, Frederik	DNK	KSB Racing Team	AUT	37460 00436642262490	Kosmic / Vortex / Vego	7	0:00,721	0:00,068	0:46,847	7	92,2 km/h
19	24	LAGROTTERIA, Antonio	CHE	Innovate Competition	CHE	500236 500033	Exprit / Vortex / Vego	7	0:00,735	0:00,014	0:46,861	4	92,2 km/h
20	18	ROSAM, Max	DEU	TR Motorsport	DEU	JKC1162238 KBF1080519	Jesolo / TM / Vego	7	0:00,799	0:00,064	0:46,925	7	92,1 km/h
21	32	LOPEZ, Pol	ESP	CRG Keijzer racing	IND	HCSR-0015-ESP 28613	CRG / TM / Vego	7	0:00,808	0:00,009	0:46,934	5	92,0 km/h
22	41	MEYER HANSEN, Mikkel	DNK	Racing Motor DK	DNK	36477 03587	Kali Kart / TM / Vego	7	0:00,862	0:00,054	0:46,988	7	91,9 km/h
23	54	DI PRIMA, Livio	CHE	Solgat Motorsport	DEU	500766 KBF1079882	Birel Art / IAME / Vego	7	0:01,207	0:00,345	0:47,333	6	91,3 km/h
24	9	BAERISWL, Alain	CHE	Kartteam Meier GmbH	CHE	500344 500008	DR / Rexion / Vego	6	0:01,564	0:00,357	0:47,690	6	90,6 km/h

Rennleitung: Pasquale Lupilo Racedirektor: Horst Seidel
 Sportkommissare: Nikolas Spaderna / Ulrich Bell / Paola Acerbi
 Techn. Kommissare: Hans-Jürgen Dangers / M. Grasshoff / C. Schmidt
 Zeitnahme: KART-DATA timing service Franz Schieszler

Zeitnahme / timekeeping

control 
 Franz Schieszler

freigegeben: 11:15:36






DEUTSCHE KART-MEISTERSCHAFT

Round 1: 12 - 14 / 04 / 2019

SOUTH GARDA - LONATO (ITA)

DMSB

DMSB RegNr 97-19

Qualifying practice DKM (OK) Group 2 Group 2

Fahrername Driver	Haverkort Kas	Dörr Ben	Fritis Julie	Träger Daniel	Thompson Harry	Ried Jonas	Mesch Joel	Sizov Aleksy	Born Miklas Basil	Anderütli Leandro	Tauscher Alexander	Degnbol Noah
schleunigste Runde in Runde	0:46,126 Rn. 5	0:46,243 Rn. 6	0:46,290 Rn. 5	0:46,335 Rn. 4	0:46,337 Rn. 4	0:46,408 Rn. 7	0:46,460 Rn. 5	0:46,490 Rn. 7	0:46,569 Rn. 4	0:46,586 Rn. 5	0:46,632 Rn. 4	0:46,660 Rn. 6
Speed	93,7 km/h	93,4 km/h	93,3 km/h	93,2 km/h	93,2 km/h	93,1 km/h	93,0 km/h	92,9 km/h	92,8 km/h	92,7 km/h	92,6 km/h	92,6 km/h
Lap 1	0:49,233	0:51,828	0:50,138	1:09,045	0:53,641	0:50,178	0:50,040	0:52,445	0:51,312	0:54,719	0:53,499	0:51,476
Lap 2	0:47,298	0:47,219	0:47,061	0:47,132	0:47,347	0:47,994	0:47,785	0:47,940	0:47,774	0:48,142	0:48,086	0:47,347
Lap 3	0:46,335	0:46,595	0:46,499	0:46,692	0:46,818	0:46,861	0:46,977	0:46,946	0:47,134	0:46,742	0:46,993	0:46,921
Lap 4	0:46,299	0:46,431	0:46,350	0:46,335	0:46,337	0:46,561	0:46,570	0:46,709	0:46,569	0:46,621	0:46,632	0:46,933
Lap 5	0:46,126	0:46,548	0:46,290	0:46,356	0:46,454	0:46,811	0:46,460	0:53,451	0:47,565	0:46,586	0:46,765	0:46,889
Lap 6	0:46,341	0:46,243	0:46,473	0:46,600	0:46,390	0:46,452	0:47,659	0:46,660	0:48,541	0:47,001	0:46,743	0:46,660
Lap 7	0:46,440	0:46,342	0:46,370		0:46,432	0:46,408	0:46,790	0:46,490	0:46,668	0:46,723	0:47,452	0:46,697






DEUTSCHE KART-MEISTERSCHAFT

Round 1: 12 - 14 / 04 / 2019

SOUTH GARDA - LONATO (ITA)



DMSB RegNr 97-19

Qualifying practice DKM (OK) Group 2 Group 2

Fahrername Driver	Primm Simon Connor	Tramnitz Tim	Weimann Jule	Bönighausen Colin Jamie	Holzem Sandro	Kikkenborg Frederik	Lagrotteria Antonio	Rosam Max	Lopez Pol	Meyer Hansen Mikkel	Di Prima Livio	Baertswl Alain
schnellste Runde in Runde	0:46,672 Rn. 7	0:46,692 Rn. 4	0:46,702 Rn. 5	0:46,727 Rn. 7	0:46,779 Rn. 7	0:46,847 Rn. 7	0:46,861 Rn. 4	0:46,925 Rn. 7	0:46,934 Rn. 5	0:46,988 Rn. 7	0:47,333 Rn. 6	0:47,690 Rn. 6
Speed	92,6 km/h	92,5 km/h	92,5 km/h	92,5 km/h	92,3 km/h	92,2 km/h	92,2 km/h	92,1 km/h	92,0 km/h	91,9 km/h	91,3 km/h	90,6 km/h
Lap 1	0:50,098	0:51,178	0:52,421	0:53,567	0:53,286	0:48,836	0:49,313	0:52,433	0:51,382	0:50,918	0:54,789	0:52,417
Lap 2	0:47,886	0:47,944	0:48,175	0:54,425	0:49,678	0:47,623	0:47,062	0:48,041	0:47,891	0:47,825	0:49,478	0:48,794
Lap 3	0:46,922	0:46,886	0:47,282	0:47,436	0:47,211	0:47,347	0:47,075	0:47,277	0:48,497	0:47,287	0:48,513	0:47,770
Lap 4	0:46,815	0:46,692	0:46,948	0:46,970	0:46,894	0:46,948	0:46,861	0:47,055	0:47,149	0:47,103	0:47,470	0:48,114
Lap 5	0:46,868	0:47,082	0:46,702	0:47,042	0:47,098	0:46,879	0:46,864	0:47,218	0:46,934	0:47,140	0:47,478	0:48,110
Lap 6	0:47,019	0:46,877	0:46,792	0:46,752	0:47,272	0:46,890	0:47,114	0:47,004	0:47,048	0:47,099	0:47,333	0:47,690
Lap 7	0:46,672	0:46,814	0:46,731	0:46,727	0:46,779	0:46,847	0:46,875	0:46,925	0:47,875	0:46,988	0:47,665	0:47,690





DEUTSCHE KART-MEISTERSCHAFT

Round 1: 12 - 14 / 04 / 2019

SOUTH GARDA - LONATO (ITA)




DMSB RegNr 97-19

Qualifying practice DKM (OK) Group 2 Group 2

Ziel		Sektion 1		Sektion 2		Sektion 3	
Fahrername	Zeit	Fahrername	Zeit	Fahrername	Zeit	Fahrername	Zeit
1 4 Haverkort,Kas	0:46,126	14 Dörr,Ben	0:18,187	4 Haverkort,Kas	0:14,141	4 Haverkort,Kas	0:13,774
2 14 Dörr,Ben	0:46,243	38 Frits,Julie	0:18,207	14 Dörr,Ben	0:14,174	10 Ried,Jonas	0:13,793
3 38 Frits,Julie	0:46,290	4 Haverkort,Kas	0:18,211	1 Thompson,Harry	0:14,206	11 Mesch,Joel	0:13,796
4 62 Träger,Daniel	0:46,335	1 Thompson,Harry	0:18,244	62 Träger,Daniel	0:14,208	38 Frits,Julie	0:13,822
5 1 Thompson,Harry	0:46,337	62 Träger,Daniel	0:18,248	38 Frits,Julie	0:14,247	14 Dörr,Ben	0:13,828
6 10 Ried,Jonas	0:46,408	37 Degnbol,Noah	0:18,275	53 Sizov,Aleksey	0:14,247	62 Träger,Daniel	0:13,831
7 11 Mesch,Joel	0:46,460	25 Weimann,Julie	0:18,288	36 Anderrüti,Leandro	0:14,292	66 Primm,Simon Connor	0:13,832
8 53 Sizov,Aleksey	0:46,490	11 Mesch,Joel	0:18,297	27 Born,Miklas Basil	0:14,294	1 Thompson,Harry	0:13,842
9 27 Born,Miklas Basil	0:46,569	10 Ried,Jonas	0:18,302	10 Ried,Jonas	0:14,297	27 Born,Miklas Basil	0:13,853
10 36 Anderrüti,Leandro	0:46,586	29 Holzem,Sandro	0:18,309	13 Tauscher,Alexander	0:14,299	32 Lopez,Pol	0:13,866
11 13 Tauscher,Alexander	0:46,632	13 Tauscher,Alexander	0:18,311	77 Tramnitz,Tim	0:14,308	77 Tramnitz,Tim	0:13,875
12 37 Degnbol,Noah	0:46,660	15 Bönighausen,Colin Jamie	0:18,314	24 Lagrotteria,Antonio	0:14,338	25 Weimann,Julie	0:13,899
13 66 Primm,Simon Connor	0:46,672	24 Lagrotteria,Antonio	0:18,335	11 Mesch,Joel	0:14,340	53 Sizov,Aleksey	0:13,902
14 77 Tramnitz,Tim	0:46,692	53 Sizov,Aleksey	0:18,341	37 Degnbol,Noah	0:14,346	36 Anderrüti,Leandro	0:13,910
15 25 Weimann,Julie	0:46,702	77 Tramnitz,Tim	0:18,365	18 Rosam,Max	0:14,368	15 Bönighausen,Colin Jamie	0:13,952
16 15 Bönighausen,Colin Jamie	0:46,727	36 Anderrüti,Leandro	0:18,377	66 Primm,Simon Connor	0:14,392	24 Lagrotteria,Antonio	0:13,977
17 29 Holzem,Sandro	0:46,779	66 Primm,Simon Connor	0:18,382	29 Holzem,Sandro	0:14,396	46 Kikkenborg,Frederik	0:13,978
18 46 Kikkenborg,Frederik	0:46,847	46 Kikkenborg,Frederik	0:18,390	41 Meyer Hansen,Mikkel	0:14,400	37 Degnbol,Noah	0:13,986
19 24 Lagrotteria,Antonio	0:46,861	27 Born,Miklas Basil	0:18,394	25 Weimann,Julie	0:14,428	13 Tauscher,Alexander	0:13,989
20 18 Rosam,Max	0:46,925	32 Lopez,Pol	0:18,460	15 Bönighausen,Colin Jamie	0:14,438	41 Meyer Hansen,Mikkel	0:14,008
21 32 Lopez,Pol	0:46,934	18 Rosam,Max	0:18,526	46 Kikkenborg,Frederik	0:14,443	18 Rosam,Max	0:14,013
22 41 Meyer Hansen,Mikkel	0:46,988	41 Meyer Hansen,Mikkel	0:18,541	54 Di Prima,Livio	0:14,506	29 Holzem,Sandro	0:14,060
23 54 Di Prima,Livio	0:47,333	54 Di Prima,Livio	0:18,694	32 Lopez,Pol	0:14,562	54 Di Prima,Livio	0:14,084
24 9 Baerisw,Alain	0:47,690	9 Baerisw,Alain	0:18,776	9 Baerisw,Alain	0:14,605	9 Baerisw,Alain	0:14,176





DEUTSCHE KART-MEISTERSCHAFT

Round 1: 12 - 14 / 04 / 2019

SOUTH GARDA - LONATO (ITA)





DMSB RegNr 97-19

Qualifying practice DKM (OK) Group 2 Group 2

Die schnellsten Zeiten

Ort	Nr. Fahrername	Zeit	Streckenkil.	Ø Speed
Ziel	4 Haverkort,Kas	0:46,126	1200 m	93,7 km/h
Sektion 1	14 Dörr,Ben	0:18,187	531 m	105,1 km/h
Sektion 2	4 Haverkort,Kas	0:14,141	390 m	99,3 km/h
Sektion 3	4 Haverkort,Kas	0:13,774	279 m	72,9 km/h

	Smr.4 Haverkort,Kas NLD CRG Keijzer racing theoretisch mögliche Bestzeit 0:46,126	Smr.14 Dörr,Ben DEU TB Racing Team theoretisch mögliche Bestzeit 0:46,189	Smr.38 Friis,Julie DNK TK Racing theoretisch mögliche Bestzeit 0:46,276	Smr.62 Träger,Daniel DNK Speedsupply theoretisch mögliche Bestzeit 0:46,287	Smr.1 Thompson,Harry GBR Ricky Flynn Motorsport theoretisch mögliche Bestzeit 0:46,292
best	Ziel Sektion 1 Sektion 2 Sektion 3 0:46,126 0:18,211 0:14,141 0:13,774	Ziel Sektion 1 Sektion 2 Sektion 3 0:46,243 0:18,187 0:14,174 0:13,828	Ziel Sektion 1 Sektion 2 Sektion 3 0:46,290 0:18,207 0:14,247 0:13,822	Ziel Sektion 1 Sektion 2 Sektion 3 0:46,335 0:18,248 0:14,208 0:13,831	Ziel Sektion 1 Sektion 2 Sektion 3 0:46,337 0:18,244 0:14,206 0:13,842
Runde 1	0:49,233 0:20,022 0:15,054 0:14,157	0:51,828 0:19,580 0:16,350 0:15,898	0:50,138 0:19,845 0:15,897 0:14,396	1:09,045 0:39,401 0:15,356 0:14,288	0:53,641 0:22,630 0:16,608 0:14,403
Runde 2	0:47,298 0:18,630 0:14,784 0:13,884	0:47,219 0:18,822 0:14,408 0:13,989	0:47,061 0:18,534 0:14,501 0:14,026	0:47,132 0:18,712 0:14,470 0:13,950	0:47,347 0:18,824 0:14,488 0:14,035
Runde 3	0:46,335 0:18,346 0:14,184 0:13,805	0:46,595 0:18,415 0:14,274 0:13,906	0:46,499 0:18,286 0:14,331 0:13,882	0:46,692 0:18,513 0:14,348 0:13,831	0:46,818 0:18,547 0:14,335 0:13,936
Runde 4	0:46,299 0:18,249 0:14,248 0:13,802	0:46,431 0:18,331 0:14,174 0:13,926	0:46,350 0:18,257 0:14,263 0:13,830	0:46,335 0:18,283 0:14,208 0:13,844	0:46,337 0:18,289 0:14,206 0:13,842
Runde 5	0:46,126 0:18,211 0:14,141 0:13,774	0:46,548 0:18,191 0:14,445 0:13,912	0:46,290 0:18,207 0:14,247 0:13,836	0:46,356 0:18,248 0:14,229 0:13,879	0:46,454 0:18,244 0:14,233 0:13,977
Runde 6	0:46,341 0:18,344 0:14,188 0:13,809	0:46,243 0:18,220 0:14,195 0:13,828	0:46,473 0:18,258 0:14,375 0:13,840	0:46,600 0:18,319 0:14,279 0:14,002	0:46,390 0:18,288 0:14,210 0:13,892
Runde 7	0:46,440 0:18,269 0:14,254 0:13,917	0:46,342 0:18,187 0:14,186 0:13,969	0:46,370 0:18,284 0:14,264 0:13,822		0:46,432 0:18,273 0:14,206 0:13,953






DEUTSCHE KART-MEISTERSCHAFT

Round 1: 12 - 14 / 04 / 2019

SOUTH GARDA - LONATO (ITA)



DMSB

DMSB RegNr 97-19

Qualifying practice DKM (OK) Group 2 Group 2

Die schnellsten Zeiten

Ort	Nr. Fahrername	Zeit	Streckenkil.	Ø Speed
Ziel	4 Haverkort, Kas	0:46,126	1200 m	93,7 km/h
Sektion 1	14 Dörr, Ben	0:18,187	531 m	105,1 km/h
Sektion 2	4 Haverkort, Kas	0:14,141	390 m	99,3 km/h
Sektion 3	4 Haverkort, Kas	0:13,774	279 m	72,9 km/h

	Smr.10 Ried,Jonas DEU Solgat Motorsport	Smr.11 Mesch,Joel DEU TB Racing Team	Smr.53 Sizov,Aleksey RUS TB Racing Team	Smr.27 Born,Miklas Basil CHE Innovate Competition	Smr.36 Anderrüti,Leandro CHE Lanart Racing Team
	theoretisch mögliche Bestzeit 0:46,392	theoretisch mögliche Bestzeit 0:46,433	theoretisch mögliche Bestzeit 0:46,490	theoretisch mögliche Bestzeit 0:46,541	theoretisch mögliche Bestzeit 0:46,579
best	Ziel Sektion 1 Sektion 2 Sektion 3 0:46,408 0:18,302 0:14,297 0:13,793	Ziel Sektion 1 Sektion 2 Sektion 3 0:46,460 0:18,297 0:14,340 0:13,796	Ziel Sektion 1 Sektion 2 Sektion 3 0:46,490 0:18,341 0:14,247 0:13,902	Ziel Sektion 1 Sektion 2 Sektion 3 0:46,569 0:18,394 0:14,294 0:13,853	Ziel Sektion 1 Sektion 2 Sektion 3 0:46,586 0:18,377 0:14,292 0:13,910
Runde 1	0:50,178 0:20,184 0:15,404 0:14,590	0:50,040 0:19,987 0:15,444 0:14,609	0:52,445 0:21,499 0:16,206 0:14,740	0:51,312 0:20,422 0:16,162 0:14,728	0:54,719 0:21,742 0:17,418 0:15,559
Runde 2	0:47,994 0:18,876 0:14,869 0:14,249	0:47,785 0:18,900 0:14,741 0:14,144	0:47,940 0:19,110 0:14,558 0:14,272	0:47,774 0:18,942 0:14,602 0:14,230	0:48,142 0:18,993 0:14,806 0:14,343
Runde 3	0:46,861 0:18,473 0:14,411 0:13,977	0:46,977 0:18,514 0:14,625 0:13,838	0:46,946 0:18,563 0:14,357 0:14,026	0:47,134 0:18,515 0:14,470 0:14,149	0:46,742 0:18,455 0:14,361 0:13,926
Runde 4	0:46,561 0:18,359 0:14,324 0:13,878	0:46,570 0:18,386 0:14,340 0:13,844	0:46,709 0:18,370 0:14,319 0:14,020	0:46,569 0:18,422 0:14,294 0:13,853	0:46,621 0:18,411 0:14,292 0:13,918
Runde 5	0:46,811 0:18,365 0:14,329 0:14,117	0:46,460 0:18,297 0:14,367 0:13,796	0:53,451 0:19,510 0:19,456 0:14,485	0:47,565 0:18,394 0:14,767 0:14,404	0:46,586 0:18,377 0:14,299 0:13,910
Runde 6	0:46,452 0:18,312 0:14,297 0:13,843	0:47,659 0:18,337 0:15,433 0:13,889	0:46,660 0:18,378 0:14,369 0:13,913	0:48,541 0:18,469 0:16,095 0:13,977	0:47,001 0:18,544 0:14,471 0:13,986
Runde 7	0:46,408 0:18,302 0:14,313 0:13,793	0:46,790 0:18,302 0:14,459 0:14,029	0:46,490 0:18,341 0:14,247 0:13,902	0:46,668 0:18,435 0:14,304 0:13,929	0:46,723 0:18,426 0:14,321 0:13,976








DEUTSCHE KART-MEISTERSCHAFT

Round 1: 12 - 14 / 04 / 2019

SOUTH GARDA - LONATO (ITA)

DMSB RegNr 97-19

Qualifying practice DKM (OK) Group 2 Group 2

Die schnellsten Zeiten

Ort	Nr. Fahrername	Zeit	Streckenkil.	Ø Speed
Ziel	4 Haverkort, Kas	0:46,126	1200 m	93,7 km/h
Sektion 1	14 Dörr, Ben	0:18,187	531 m	105,1 km/h
Sektion 2	4 Haverkort, Kas	0:14,141	390 m	99,3 km/h
Sektion 3	4 Haverkort, Kas	0:13,774	279 m	72,9 km/h

	Stmr.13 Trauscher, Alexander DEU Junior TEAM75	Stmr.37 Degnbol, Noah DNK RS Competition	Stmr.66 Primm, Simon Connor DEU Kartshop Ampfing	Stmr.77 Tramnitz, Tim DEU Kartshop Ampfing	Stmr.25 Weimann, Jule DEU Solgat Motorsport
	theoretisch mögliche Bestzeit 0:46,599	theoretisch mögliche Bestzeit 0:46,607	theoretisch mögliche Bestzeit 0:46,606	theoretisch mögliche Bestzeit 0:46,548	theoretisch mögliche Bestzeit 0:46,615
best	Ziel Sektion 1 Sektion 2 Sektion 3 0:46,632 0:18,311 0:14,299 0:13,989	Ziel Sektion 1 Sektion 2 Sektion 3 0:46,660 0:18,275 0:14,346 0:13,986	Ziel Sektion 1 Sektion 2 Sektion 3 0:46,672 0:18,382 0:14,392 0:13,832	Ziel Sektion 1 Sektion 2 Sektion 3 0:46,692 0:18,365 0:14,308 0:13,875	Ziel Sektion 1 Sektion 2 Sektion 3 0:46,702 0:18,288 0:14,428 0:13,899
Runde 1	0:53,499 0:21,680 0:16,806 0:15,013	0:51,476 0:19,991 0:16,770 0:14,715	0:50,098 0:19,916 0:15,491 0:14,691	0:51,178 0:20,426 0:15,790 0:14,962	0:52,421 0:21,879 0:15,852 0:14,690
Runde 2	0:48,086 0:19,135 0:14,703 0:14,248	0:47,347 0:18,688 0:14,602 0:14,057	0:47,886 0:18,800 0:14,781 0:14,305	0:47,944 0:19,013 0:14,714 0:14,217	0:48,175 0:19,031 0:14,890 0:14,254
Runde 3	0:46,993 0:18,446 0:14,450 0:14,097	0:46,921 0:18,413 0:14,437 0:14,071	0:46,922 0:18,641 0:14,400 0:13,881	0:46,886 0:18,461 0:14,390 0:14,035	0:47,282 0:18,629 0:14,636 0:14,017
Runde 4	0:46,632 0:18,311 0:14,332 0:13,989	0:46,933 0:18,394 0:14,465 0:14,074	0:46,815 0:18,591 0:14,392 0:13,832	0:46,692 0:18,400 0:14,417 0:13,875	0:46,948 0:18,482 0:14,462 0:14,004
Runde 5	0:46,765 0:18,351 0:14,355 0:14,059	0:46,889 0:18,412 0:14,416 0:14,061	0:46,868 0:18,382 0:14,392 0:14,094	0:47,082 0:18,365 0:14,308 0:14,409	0:46,702 0:18,372 0:14,431 0:13,899
Runde 6	0:46,743 0:18,385 0:14,299 0:14,059	0:46,660 0:18,275 0:14,399 0:13,986	0:47,019 0:18,407 0:14,613 0:13,999	0:46,877 0:18,516 0:14,450 0:13,911	0:46,792 0:18,350 0:14,458 0:13,984
Runde 7	0:47,452 0:18,413 0:14,461 0:14,578	0:46,697 0:18,280 0:14,346 0:14,071	0:46,672 0:18,397 0:14,402 0:13,873	0:46,814 0:18,413 0:14,386 0:14,015	0:46,731 0:18,288 0:14,428 0:14,015






DEUTSCHE KART-MEISTERSCHAFT

Round 1: 12 - 14 / 04 / 2019

SOUTH GARDA - LONATO (ITA)

DMSB

DMSB RegNr 97-19

Qualifying practice DKM (OK) Group 2 Group 2

Die schnellsten Zeiten

Ort	Nr. Fahrername	Zeit	Streckenl.	ø Speed
Ziel	4 Haverkort,Kas	0:46,126	1200 m	93,7 km/h
Sektion 1	14 Dörr,Ben	0:18,187	531 m	105,1 km/h
Sektion 2	4 Haverkort,Kas	0:14,141	390 m	99,3 km/h
Sektion 3	4 Haverkort,Kas	0:13,774	279 m	72,9 km/h

	Smr.15 Bönighausen,Colin Jamie DEU TB Racing Team	Smr.29 Holzem,Sandro DEU Lanari Racing Team	Smr.46 Kikkenborg,Frederik DNK KSB Racing Team	Smr.24 Lagrotteria,Antonio CHE Innovate Competition	Smr.18 Rosam,Max DEU TR Motorsport
	theoretisch mögliche Bestzeit 0:46,704	theoretisch mögliche Bestzeit 0:46,765	theoretisch mögliche Bestzeit 0:46,811	theoretisch mögliche Bestzeit 0:46,650	theoretisch mögliche Bestzeit 0:46,907
best	Ziel 0:46,727	Ziel 0:46,779	Ziel 0:46,847	Ziel 0:46,861	Ziel 0:46,925
Runde 1	0:53,567	0:53,286	0:48,836	0:49,313	0:52,433
Runde 2	0:54,425	0:49,678	0:47,623	0:47,062	0:48,041
Runde 3	0:47,436	0:47,211	0:47,347	0:47,075	0:47,277
Runde 4	0:46,970	0:46,894	0:46,948	0:46,861	0:47,055
Runde 5	0:47,042	0:47,098	0:46,879	0:46,864	0:47,218
Runde 6	0:46,752	0:47,272	0:46,890	0:47,114	0:47,004
Runde 7	0:46,727	0:46,779	0:46,847	0:46,875	0:46,925
	0:16,115	0:16,601	0:15,127	0:15,248	0:21,218
	0:15,103	0:14,902	0:14,605	0:14,402	0:16,278
	0:14,672	0:14,549	0:14,565	0:14,510	0:14,848
	0:14,005	0:14,396	0:14,513	0:14,376	0:14,607
	0:14,086	0:14,577	0:14,475	0:14,380	0:14,409
	0:13,952	0:14,529	0:14,477	0:14,453	0:14,493
	0:14,438	0:14,403	0:14,443	0:14,338	0:14,425
	0:16,148	0:14,929	0:14,407	0:14,409	0:14,368
	0:15,042	0:15,115	0:14,177	0:13,996	0:14,013
	0:14,172	0:14,215	0:14,042	0:13,977	0:14,067
	0:14,005	0:14,148	0:14,045	0:14,150	0:14,187
	0:14,086	0:14,212	0:13,993	0:14,075	0:14,538
	0:13,952	0:14,321	0:13,978	0:14,283	0:14,425
	0:14,438	0:14,060	0:13,981	0:14,020	0:14,368
	0:16,148	0:14,929	0:14,407	0:14,409	0:14,368
	0:15,042	0:15,115	0:14,177	0:13,996	0:14,013
	0:14,172	0:14,215	0:14,042	0:13,977	0:14,067
	0:14,005	0:14,148	0:14,045	0:14,150	0:14,187
	0:14,086	0:14,212	0:13,993	0:14,075	0:14,538
	0:13,952	0:14,321	0:13,978	0:14,283	0:14,425
	0:14,438	0:14,060	0:13,981	0:14,020	0:14,368






DEUTSCHE KART-MEISTERSCHAFT

Round 1: 12 - 14 / 04 / 2019

SOUTH GARDA - LONATO (ITA)

DMSB

DMSB RegNr 97-19

Qualifying practice DKM (OK) Group 2 Group 2

Die schnellsten Zeiten

Ort	Nr. Fahrername	Zeit	Streckenkil.	Ø Speed
Ziel	4 Haverkort, Kas	0:46,126	1200 m	93,7 km/h
Sektion 1	14 Dörr, Ben	0:18,187	531 m	105,1 km/h
Sektion 2	4 Haverkort, Kas	0:14,141	390 m	99,3 km/h
Sektion 3	4 Haverkort, Kas	0:13,774	279 m	72,9 km/h

	Smr.32 Lopez,Pol ESP	Smr.41 Meyer Hansen,Mikkel DNK	Smr.54 Di Primo,Livio CHE	Smr.9 Boeriswl,Alain CHE	Ziel
	CRG Keijzer racing	Racing Motor DK	Solgat Motorsport	Kartteam Meier GmbH	
	theoretisch mögliche Bestzeit 0:46,888	theoretisch mögliche Bestzeit 0:46,949	theoretisch mögliche Bestzeit 0:47,284	theoretisch mögliche Bestzeit 0:47,557	
best	Ziel Sektion 1 Sektion 2 Sektion 3 0:46,934 0:18,460 0:14,562 0:13,866	Ziel Sektion 1 Sektion 2 Sektion 3 0:46,988 0:18,541 0:14,400 0:14,008	Ziel Sektion 1 Sektion 2 Sektion 3 0:47,333 0:18,694 0:14,506 0:14,084	Ziel Sektion 1 Sektion 2 Sektion 3 0:47,690 0:18,776 0:14,605 0:14,176	Ziel Sektion 1 Sektion 2 Sektion 3
Runde 1	0:51,382 0:20,960 0:15,613 0:14,809	0:50,918 0:20,532 0:15,769 0:14,617	0:54,789 0:22,492 0:16,984 0:15,313	0:52,417 0:21,277 0:16,128 0:15,012	
Runde 2	0:47,891 0:18,882 0:14,881 0:14,128	0:47,825 0:18,954 0:14,754 0:14,117	0:49,478 0:19,752 0:15,283 0:14,443	0:48,794 0:19,338 0:15,072 0:14,384	
Runde 3	0:48,497 0:18,666 0:15,085 0:14,746	0:47,287 0:18,637 0:14,519 0:14,131	0:48,513 0:19,115 0:15,178 0:14,220	0:47,770 0:18,872 0:14,722 0:14,176	
Runde 4	0:47,149 0:18,530 0:14,598 0:14,021	0:47,103 0:18,581 0:14,506 0:14,016	0:47,470 0:18,793 0:14,571 0:14,106	0:48,114 0:18,930 0:14,853 0:14,331	
Runde 5	0:46,934 0:18,460 0:14,608 0:13,866	0:47,140 0:18,582 0:14,473 0:14,085	0:47,478 0:18,733 0:14,646 0:14,099	0:48,110 0:19,032 0:14,845 0:14,233	
Runde 6	0:47,048 0:18,485 0:14,562 0:14,001	0:47,099 0:18,541 0:14,509 0:14,049	0:47,333 0:18,694 0:14,555 0:14,084	0:47,690 0:18,776 0:14,605 0:14,309	
Runde 7	0:47,875 0:18,642 0:14,749 0:14,484	0:46,988 0:18,580 0:14,400 0:14,008	0:47,665 0:18,815 0:14,506 0:14,344		

Qualifying practice DKM (DK) Group 1 Group 1

Strecke / track: 1200m

started: 24 classified: 24 not classified: 0

Pos	Stf. Nr.	Fahrer / Driver	Nation	Bewerber/Sponsor	Nation	Lizenz R-Lizenz	Chassis/Motor/Reifen	Runden Laps	Differenz	Abstand Gap	beste Runde best Lap	in N. in L.	Beschw. e Speed
1	20	ÖGAARD, Sebastian	SWE	Ward Racing	SWE	55995 102	Tony Kart / Vortex / Vega	7			0:46,150	7	93,6 km/h
2	99	BUUS, Bastian	DNK	RS Competition	DNK	59991 36053	Tony Kart / Vortex / Vega	7	0:00,026	0:00,026	0:46,176	7	93,6 km/h
3	84	TRAVISANUTTO, Lorenz	ITA	CV Performance Group	DEU	297878 1141781	KR / IAME / Vega	7	0:00,033	0:00,007	0:46,183	5	93,5 km/h
4	2	SASSE, Hugo	DEU	TB Racing Team	DEU	IKC114724E KBF1116906	Kart Republic / IAME / Vega	7	0:00,041	0:00,008	0:46,191	7	93,5 km/h
5	60	PAUWELS, Kobe	BEL	CV Performance Group	DEU	910066 KBF1141781	KR / IAME / Vega	7	0:00,146	0:00,105	0:46,296	6	93,3 km/h
6	7	TRÖGER, Niels	DEU	CRG Keijzer racing	DEU	IKCR1139697 28613	CRG / Parilla / Vega	7	0:00,199	0:00,053	0:46,349	7	93,2 km/h
7	6	HANTKE, Nico	DEU	3G Racing	DEU	IKC1145936 KBF1164077	Tony Kart / IAME / Vega	7	0:00,243	0:00,044	0:46,393	3	93,1 km/h
8	8	LIWINSKI, David	NLD	BIREL ART RACING KSW	AUT	35786 BK102	Birel Art / IAME / Vega	6	0:00,269	0:00,026	0:46,419	5	93,1 km/h
9	17	FÜNGELING, Luke Brand	DEU	Valier Motorsport	DEU	IKC1136804 KBF1063735	SODI / IAME / Vega	7	0:00,346	0:00,077	0:46,496	7	92,9 km/h
10	30	HOLZEM, Juliano	DEU	Lanari Racing Team	DEU	IKC1195324 KBF1159049	Kart Republic / Parilla / Vega	6	0:00,398	0:00,052	0:46,548	6	92,8 km/h
11	19	HALLÉN FELLENIUS, Maj	SWE	Ward Racing	SWE	20020728164 102	Tony Kart / Vortex / Vega	7	0:00,432	0:00,034	0:46,582	6	92,7 km/h
12	48	KRAMER, Pablo	DEU	RL-Competition.com	DEU	IKC1151450 KBF1132168	CRG / TM / Vega	7	0:00,446	0:00,014	0:46,596	5	92,7 km/h
13	34	ARNOLD, Felix	DEU	TB Racing Team	DEU	IKA1138542 KBF1116906	KR / IAME / Vega	7	0:00,462	0:00,016	0:46,612	6	92,7 km/h
14	21	VAN VARK, Lars	NLD	TB Racing Team	DEU	36980 KBF1116906	KR / IAME / Vega	7	0:00,485	0:00,023	0:46,635	7	92,6 km/h
15	43	WISKIRCHEN, Moritz	DEU	TB Racing Team	DEU	IKC117529E KBF1116906	KR / IAME / Vega	7	0:00,497	0:00,012	0:46,647	6	92,6 km/h
16	28	O' DEY, Levi	DEU	RS Schumacher Racing Team	DEU	IKC116448E KBF1067587	Praga / IAME / Vega	7	0:00,519	0:00,022	0:46,669	6	92,6 km/h
17	44	PEDERSEN, Nicolai	DNK	KSB Racing Team	AUT	65102 BK002	Kosmic / Vortex / Vega	6	0:00,527	0:00,008	0:46,677	6	92,6 km/h
18	45	KELSTRUP, Georg	SWE	TK Racing	DNK	200407023051 52208	FA Kart / TM / Vega	5	0:00,641	0:00,114	0:46,791	5	92,3 km/h
19	22	WARD, Brett	GBR	3G Racing	DEU	198323 KBF1164077	FA Kart / IAME / Vega	7	0:00,730	0:00,089	0:46,880	5	92,2 km/h
20	31	BELHOCINE, Sebastien	CZE	Strnadel Motorsport	CZE	19AS0129 18AT01511	KR / IAME / Vega	7	0:00,754	0:00,024	0:46,904	5	92,1 km/h
21	55	QUFAJ, David	DEU	Kartshop Ampfing	DEU	IKC1141427 KBF1108764	Tony Kart / TM / Vega	7	0:00,840	0:00,086	0:46,990	6	91,9 km/h
22	33	FAGONE, Alessio	CHE	Innovate Competition	CHE	500228 500033	Tony Kart / IAME / Vega	7	0:00,913	0:00,073	0:47,063	7	91,8 km/h
23	50	PTÁČKOVÁ, Sona	CZE	Strnadel Motorsport	CZE	19AS0121 01381024	Kosmic / TM / Vega	7	0:02,100	0:01,187	0:48,250	7	89,5 km/h
24	39	BRADAL, Rasmus	DNK	RS Competition	DNK	39340 36053	Tony Kart / Vortex / Vega	5	0:03,377	0:01,277	0:49,527	5	87,2 km/h

Rennleitung: Pasquale Lupilo Racedirektor: Horst Seidel
Sportkommissare: Nikolas Spaderna / Ulrich Bell / Paola Acerbi
Techn. Kommissare: Hans-Jürgen Dangers / M. Grasshoff / C. Schmidt
Zeitnahme: KART-DATA timing service Franz Schieszler

Zeitnahme / timekeeping

control 
Franz Schieszler

freigegeben: 11:04:07






DEUTSCHE KART-MEISTERSCHAFT

Round 1: 12 - 14 / 04 / 2019

SOUTH GARDA - LONATO (ITA)

DMSB

DMSB RegNr 97-19

Qualifying practice DKM (OK) Group 1 Group 1

Fahrername Driver	Ögaard Sebastian	Busch Bastian	Travisanuffo Lorenzo	Sasse Hugo	Pauwels Kobe	Tröger Niels	Hantke Nico	Liwinski David	Füngling Luke Brandon	Holzem Juliano	Hallén Fellenius Maja	Kramer Pablo
schleunigste Runde in Runde	0:46,150 Rn. 7	0:46,176 Rn. 7	0:46,183 Rn. 5	0:46,191 Rn. 7	0:46,296 Rn. 6	0:46,349 Rn. 7	0:46,393 Rn. 3	0:46,419 Rn. 5	0:46,496 Rn. 7	0:46,548 Rn. 6	0:46,582 Rn. 6	0:46,596 Rn. 5
Speed	93,6 km/h	93,6 km/h	93,5 km/h	93,5 km/h	93,3 km/h	93,2 km/h	93,1 km/h	93,1 km/h	92,9 km/h	92,8 km/h	92,7 km/h	92,7 km/h
Lap 1	0:50,498	0:50,565	0:50,620	0:50,494	0:49,666	0:52,228	0:51,691	0:50,690	0:50,300	0:54,433	0:49,958	0:54,150
Lap 2	0:47,409	0:47,454	0:47,220	0:47,051	0:47,246	0:47,677	0:47,482	0:47,198	0:47,866	0:47,736	0:48,241	0:49,646
Lap 3	0:46,237	0:46,963	0:46,267	0:46,816	0:46,959	0:46,988	0:46,393	0:46,611	0:47,247	0:47,012	0:47,148	0:47,153
Lap 4	0:46,541	0:47,269	0:47,441	0:46,300	0:46,769	0:46,815	0:47,005	0:46,642	0:46,722	0:46,695	0:46,921	0:46,948
Lap 5	0:46,267	0:46,535	0:46,183	0:47,333	0:47,339	0:46,714	0:46,489	0:46,419	0:47,619	0:46,683	0:46,718	0:46,596
Lap 6	0:46,186	0:46,309	0:46,278	0:48,610	0:46,296	0:46,470	0:46,400	0:47,024	0:46,740	0:46,548	0:46,582	0:46,832
Lap 7	0:46,150	0:46,176	0:46,201	0:46,191	0:46,332	0:46,349	0:46,420		0:46,496		0:46,636	0:46,730






DEUTSCHE KART-MEISTERSCHAFT

Round 1: 12 - 14 / 04 / 2019

SOUTH GARDA - LONATO (ITA)

DMSB

DMSB RegNr 97-19

Qualifying practice DKM (OK) Group 1 Group 1

Fahrername Driver	Arnold Felix	Van Vark Lars	Wiskirchen Moritz	O 'dey Levi	Pedersen Nicolai	Kelstrup Georg	Ward Brett	Belhocine Sebastien	Qufaj David	Fagone Alessio	Prácková Sona	Bradal Rasmus
schnellste Runde in Runde	0:46,612 Rn. 6	0:46,635 Rn. 7	0:46,647 Rn. 6	0:46,669 Rn. 6	0:46,677 Rn. 6	0:46,791 Rn. 5	0:46,880 Rn. 5	0:46,904 Rn. 5	0:46,990 Rn. 6	0:47,063 Rn. 7	0:48,250 Rn. 7	0:49,527 Rn. 5
Speed	92,7 km/h	92,6 km/h	92,6 km/h	92,6 km/h	92,6 km/h	92,3 km/h	92,2 km/h	92,1 km/h	91,9 km/h	91,8 km/h	89,5 km/h	87,2 km/h
Lap 1	0:50,517	0:49,711	0:51,646	0:50,164	0:51,337	0:57,868	0:51,855	0:52,453	0:50,167	0:51,632	0:53,811	0:53,976
Lap 2	0:49,412	0:48,443	0:48,120	0:47,617	0:49,445	0:52,870	0:47,645	0:48,341	0:47,818	0:48,431	0:52,389	0:55,399
Lap 3	0:47,094	0:48,401	0:47,543	0:47,747	0:47,630	0:48,094	0:47,149	0:47,438	0:47,603	0:47,857	0:49,243	0:56,861
Lap 4	0:46,718	0:46,928	0:46,884	0:47,153	0:46,954	0:47,007	0:47,156	0:46,929	0:47,106	0:47,882	0:49,184	0:53,385
Lap 5	0:46,930	0:47,263	0:47,081	0:46,687	0:47,133	0:46,791	0:46,880	0:46,904	0:47,013	0:47,443	0:49,970	0:49,527
Lap 6	0:46,612	0:46,944	0:46,647	0:46,669	0:46,677		0:47,085	0:47,405	0:46,990	0:47,349	0:48,539	
Lap 7	0:46,742	0:46,635	0:46,723	0:46,748			0:46,934	0:47,084	0:47,263	0:47,063	0:48,250	




DEUTSCHE KART-MEISTERSCHAFT

Round 1: 12 - 14 / 04 / 2019

SOUTH GARDA - LONATO (ITA)




DMSB

DMSB RegNr 97-19

Qualifying practice DKM (OK) Group 1 Group 1

Ziel		Sektion 1		Sektion 2		Sektion 3	
Fahrername	Zeit	Fahrername	Zeit	Fahrername	Zeit	Fahrername	Zeit
1 20 Ögaard,Sebastian	0:46,150	99 Buus,Bastian	0:18,168	84 Travanutto,Lorenzo	0:14,107	99 Buus,Bastian	0:13,763
2 99 Buus,Bastian	0:46,176	6 Hamtke,Nico	0:18,174	20 Ögaard,Sebastian	0:14,159	7 Träger,Niels	0:13,776
3 84 Travanutto,Lorenzo	0:46,183	20 Ögaard,Sebastian	0:18,183	60 Pauwels,Kobe	0:14,170	20 Ögaard,Sebastian	0:13,778
4 2 Sasse,Hugo	0:46,191	84 Travanutto,Lorenzo	0:18,184	2 Sasse,Hugo	0:14,180	2 Sasse,Hugo	0:13,797
5 60 Pauwels,Kobe	0:46,296	2 Sasse,Hugo	0:18,208	17 Füngeling,Luke Brandon	0:14,185	60 Pauwels,Kobe	0:13,803
6 7 Träger,Niels	0:46,349	60 Pauwels,Kobe	0:18,255	6 Hamtke,Nico	0:14,215	84 Travanutto,Lorenzo	0:13,818
7 6 Hamtke,Nico	0:46,393	17 Füngeling,Luke Brandon	0:18,265	8 Liwinski,David	0:14,244	8 Liwinski,David	0:13,854
8 8 Liwinski,David	0:46,419	7 Träger,Niels	0:18,268	99 Buus,Bastian	0:14,245	6 Hamtke,Nico	0:13,863
9 17 Füngeling,Luke Brandon	0:46,496	30 Holzem,Juliano	0:18,281	30 Holzem,Juliano	0:14,252	28 O´dey,Levi	0:13,911
10 30 Holzem,Juliano	0:46,548	34 Arnold,Felix	0:18,283	21 Van Vark,Lars	0:14,271	19 Hallén Fellenius,Maja	0:13,919
11 19 Hallén Fellenius,Maja	0:46,582	19 Hallén Fellenius,Maja	0:18,308	7 Träger,Niels	0:14,274	34 Arnold,Felix	0:13,925
12 48 Kramer,Pablo	0:46,596	8 Liwinski,David	0:18,315	43 Wiskirchen,Moritz	0:14,284	44 Pedersen,Nicolai	0:13,936
13 34 Arnold,Felix	0:46,612	44 Pedersen,Nicolai	0:18,318	19 Hallén Fellenius,Maja	0:14,287	45 Kelstrup,Georg	0:13,942
14 21 Van Vark,Lars	0:46,635	48 Kramer,Pablo	0:18,357	48 Kramer,Pablo	0:14,288	43 Wiskirchen,Moritz	0:13,945
15 43 Wiskirchen,Moritz	0:46,647	45 Kelstrup,Georg	0:18,362	28 O´dey,Levi	0:14,339	48 Kramer,Pablo	0:13,951
16 28 O´dey,Levi	0:46,669	31 Belhocine,Sebastien	0:18,375	45 Kelstrup,Georg	0:14,353	55 Qufaj,David	0:13,956
17 44 Pedersen,Nicolai	0:46,677	21 Van Vark,Lars	0:18,385	34 Arnold,Felix	0:14,355	30 Holzem,Juliano	0:13,968
18 45 Kelstrup,Georg	0:46,791	43 Wiskirchen,Moritz	0:18,386	31 Belhocine,Sebastien	0:14,383	21 Van Vark,Lars	0:13,979
19 22 Ward,Brett	0:46,880	28 O´dey,Levi	0:18,419	44 Pedersen,Nicolai	0:14,390	22 Ward,Brett	0:13,993
20 31 Belhocine,Sebastien	0:46,904	22 Ward,Brett	0:18,453	22 Ward,Brett	0:14,434	17 Füngeling,Luke Brandon	0:14,004
21 55 Qufaj,David	0:46,990	55 Qufaj,David	0:18,476	33 Fagone,Alessio	0:14,480	31 Belhocine,Sebastien	0:14,063
22 33 Fagone,Alessio	0:47,063	33 Fagone,Alessio	0:18,512	55 Qufaj,David	0:14,515	33 Fagone,Alessio	0:14,071
23 50 Ptácková,Sona	0:48,250	50 Ptácková,Sona	0:18,856	50 Ptácková,Sona	0:15,063	50 Ptácková,Sona	0:14,293
24 39 Bradal,Rasmus	0:49,527	39 Bradal,Rasmus	0:18,997	39 Bradal,Rasmus	0:15,255	39 Bradal,Rasmus	0:15,244






DEUTSCHE KART-MEISTERSCHAFT

Round 1: 12 - 14 / 04 / 2019

SOUTH GARDA - LONATO (ITA)

DMSB

DMSB RegNr 97-19

Qualifying practice DKM (DK) Group 1 Group 1

Die schnellsten Zeiten

Ort	Nr. Fahrername	Zeit	Streckenl.	Ø Speed
Ziel	20 Ogaard,Sebastian	0:46,150	1200 m	93,6 km/h
Sektion 1	99 Buus,Bastian	0:18,168	531 m	105,2 km/h
Sektion 2	84 Trivisanutto,Lorenzo	0:14,107	390 m	99,5 km/h
Sektion 3	99 Buus,Bastian	0:13,763	279 m	73,0 km/h

	Snr.20 Ogaard,Sebastian SWE Ward Racing		Snr.99 Buus,Bastian DNK RS Competition		Snr.84 Trivisanutto,Lorenzo ITA CV Performance Group		Snr.2 Sasse,Hugo DEU TB Racing Team		Snr.60 Pauwels,Kobe BEL CV Performance Group	
	theoretisch mögliche Bestzeit	Ziel	theoretisch mögliche Bestzeit	Ziel	theoretisch mögliche Bestzeit	Ziel	theoretisch mögliche Bestzeit	Ziel	theoretisch mögliche Bestzeit	Ziel
best	0:46,150	0:18,183	0:14,159	0:13,778	0:46,176	0:18,168	0:14,245	0:13,763	0:46,176	0:18,255
Runde 1	0:50,498	0:20,107	0:15,987	0:14,404	0:50,565	0:20,282	0:15,827	0:14,506	0:49,666	0:19,959
Runde 2	0:47,409	0:18,832	0:14,586	0:13,991	0:47,454	0:18,621	0:14,820	0:14,013	0:47,246	0:18,617
Runde 3	0:46,237	0:18,241	0:14,218	0:13,778	0:46,963	0:18,667	0:14,416	0:13,880	0:46,959	0:18,365
Runde 4	0:46,541	0:18,201	0:14,514	0:13,826	0:47,269	0:18,354	0:14,989	0:13,926	0:46,769	0:18,291
Runde 5	0:46,267	0:18,266	0:14,171	0:13,830	0:46,535	0:18,336	0:14,312	0:13,887	0:47,339	0:18,561
Runde 6	0:46,186	0:18,207	0:14,159	0:13,820	0:46,309	0:18,228	0:14,263	0:13,818	0:46,296	0:18,255
Runde 7	0:46,150	0:18,183	0:14,176	0:13,791	0:46,176	0:18,168	0:14,245	0:13,763	0:46,332	0:18,290







DEUTSCHE KART-MEISTERSCHAFT

Round 1: 12 - 14 / 04 / 2019

SOUTH GARDA - LONATO (ITA)

DMSB

DMSB RegNr 97-19

Qualifying practice DKM (DK) Group 1 Group 1

Die schnellsten Zeiten

Ort	Nr. Fahrername	Zeit	Streckenl.	Ø Speed
Ziel	20 Ogaard, Sebastian	0:46,150	1200 m	93,6 km/h
Sektion 1	99 Buis,Bastien	0:18,168	531 m	105,2 km/h
Sektion 2	84 Traversotto, Lorenzo	0:14,107	390 m	99,5 km/h
Sektion 3	99 Buis,Bastien	0:13,763	279 m	73,0 km/h

	Smr.7 Tröger,Niels DEU CRG Keizer racing	Smr.6 Hamtke,Nico DEU 3G Racing	Smr.8 Liwinski,David NLD BIREL ART RACING KSW	Smr.17 Füngeling,Luke Brandon DEU Vailer Motorsport	Smr.30 Holzem,Juliano DEU Lanari Racing Team
	theoretisch mögliche Bestzeit 0:46,318	theoretisch mögliche Bestzeit 0:46,252	theoretisch mögliche Bestzeit 0:46,413	theoretisch mögliche Bestzeit 0:46,454	theoretisch mögliche Bestzeit 0:46,501
best	Ziel Sektion 1 Sektion 2 Sektion 3 0:46,349 0:18,268 0:14,274 0:13,776	Ziel Sektion 1 Sektion 2 Sektion 3 0:46,393 0:18,174 0:14,215 0:13,863	Ziel Sektion 1 Sektion 2 Sektion 3 0:46,419 0:18,315 0:14,244 0:13,854	Ziel Sektion 1 Sektion 2 Sektion 3 0:46,496 0:18,265 0:14,185 0:14,004	Ziel Sektion 1 Sektion 2 Sektion 3 0:46,548 0:18,281 0:14,252 0:13,968
Runde 1	0:52,228 0:21,300 0:16,395 0:14,533	0:51,691 0:20,144 0:16,326 0:15,221	0:50,690 0:20,491 0:15,795 0:14,404	0:50,300 0:20,175 0:15,551 0:14,574	0:54,433 0:21,481 0:17,983 0:14,969
Runde 2	0:47,677 0:18,890 0:14,750 0:14,037	0:47,482 0:18,739 0:14,774 0:13,969	0:47,198 0:18,681 0:14,493 0:14,024	0:47,866 0:18,797 0:14,640 0:14,429	0:47,736 0:18,944 0:14,655 0:14,137
Runde 3	0:46,988 0:18,459 0:14,582 0:13,947	0:46,393 0:18,196 0:14,334 0:13,863	0:46,611 0:18,408 0:14,349 0:13,854	0:47,247 0:18,433 0:14,527 0:14,287	0:47,012 0:18,425 0:14,479 0:14,108
Runde 4	0:46,815 0:18,380 0:14,561 0:13,874	0:47,005 0:18,174 0:14,736 0:14,095	0:46,642 0:18,461 0:14,264 0:13,917	0:46,722 0:18,362 0:14,252 0:14,108	0:46,695 0:18,399 0:14,317 0:13,979
Runde 5	0:46,714 0:18,365 0:14,464 0:13,885	0:46,489 0:18,216 0:14,322 0:13,951	0:46,419 0:18,315 0:14,244 0:13,860	0:47,619 0:18,585 0:14,989 0:14,045	0:46,683 0:18,281 0:14,317 0:14,085
Runde 6	0:46,470 0:18,329 0:14,365 0:13,776	0:46,400 0:18,187 0:14,224 0:13,989	0:47,024 0:18,599 0:14,416 0:14,009	0:46,740 0:18,265 0:14,284 0:14,191	0:46,548 0:18,328 0:14,252 0:13,968
Runde 7	0:46,349 0:18,268 0:14,274 0:13,807	0:46,420 0:18,188 0:14,215 0:14,017		0:46,496 0:18,307 0:14,185 0:14,004	






DEUTSCHE KART-MEISTERSCHAFT

Round 1: 12 - 14 / 04 / 2019

SOUTH GARDA - LONATO (ITA)

DMSB

DMSB RegNr 97-19

Qualifying practice DKM (DK) Group 1 Group 1

Die schnellsten Zeiten

Ort	Nr. Fahrername	Zeit	Streckenl.	Ø Speed
Ziel	20 Ogaard, Sebastian	0:46,150	1200 m	93,6 km/h
Sektion 1	99 Buus,Bastian	0:18,168	531 m	105,2 km/h
Sektion 2	84 Traversatto, Lorenzo	0:14,107	390 m	99,5 km/h
Sektion 3	99 Buus,Bastian	0:13,763	279 m	73,0 km/h

	Smr.19 Hallén Feilenius, Maja SWE Ward Racing	Smr.48 Kramer, Pablo DEU RL-Competition.com	Smr.34 Arnold, Felix DEU TB Racing Team	Smr.21 Van Vark, Lars NLD TB Racing Team	Smr.43 Wiskirchen, Moritz DEU TB Racing Team
	theoretisch mögliche Bestzeit 0:46,514	theoretisch mögliche Bestzeit 0:46,596	theoretisch mögliche Bestzeit 0:46,563	theoretisch mögliche Bestzeit 0:46,635	theoretisch mögliche Bestzeit 0:46,615
best	Ziel Sektion 1 Sektion 2 Sektion 3 0:46,582 0:18,308 0:14,287 0:13,919	Ziel Sektion 1 Sektion 2 Sektion 3 0:46,596 0:18,357 0:14,288 0:13,951	Ziel Sektion 1 Sektion 2 Sektion 3 0:46,612 0:18,283 0:14,355 0:13,925	Ziel Sektion 1 Sektion 2 Sektion 3 0:46,635 0:18,385 0:14,271 0:13,979	Ziel Sektion 1 Sektion 2 Sektion 3 0:46,647 0:18,386 0:14,284 0:13,945
Runde 1	0:49,958 0:19,974 0:15,465 0:14,519	0:54,150 0:21,767 0:17,064 0:15,319	0:50,517 0:19,936 0:15,586 0:14,995	0:49,711 0:19,931 0:15,246 0:14,534	0:51,646 0:20,312 0:16,358 0:14,976
Runde 2	0:48,241 0:19,088 0:14,812 0:14,341	0:49,646 0:19,814 0:15,297 0:14,535	0:49,412 0:18,787 0:16,280 0:14,345	0:48,443 0:19,793 0:14,572 0:14,078	0:48,120 0:18,942 0:14,891 0:14,287
Runde 3	0:47,148 0:18,646 0:14,474 0:14,028	0:47,153 0:18,604 0:14,537 0:14,012	0:47,094 0:18,477 0:14,421 0:14,196	0:48,401 0:18,668 0:14,840 0:14,893	0:47,543 0:18,640 0:14,779 0:14,124
Runde 4	0:46,921 0:18,510 0:14,492 0:13,919	0:46,948 0:18,477 0:14,439 0:14,032	0:46,718 0:18,357 0:14,355 0:14,006	0:46,928 0:18,544 0:14,396 0:13,988	0:46,884 0:18,489 0:14,404 0:13,991
Runde 5	0:46,718 0:18,405 0:14,353 0:13,960	0:46,596 0:18,357 0:14,288 0:13,951	0:46,930 0:18,418 0:14,554 0:13,958	0:47,263 0:18,397 0:14,759 0:14,107	0:47,081 0:18,476 0:14,457 0:14,148
Runde 6	0:46,582 0:18,308 0:14,287 0:13,987	0:46,832 0:18,376 0:14,407 0:14,049	0:46,612 0:18,295 0:14,392 0:13,925	0:46,944 0:18,415 0:14,349 0:14,180	0:46,647 0:18,418 0:14,284 0:13,945
Runde 7	0:46,636 0:18,411 0:14,293 0:13,932	0:46,730 0:18,357 0:14,317 0:14,056	0:46,742 0:18,283 0:14,487 0:13,972	0:46,635 0:18,385 0:14,271 0:13,979	0:46,723 0:18,386 0:14,341 0:13,996






DEUTSCHE KART-MEISTERSCHAFT

Round 1: 12 - 14 / 04 / 2019

SOUTH GARDA - LONATO (ITA)

DMSB

DMSB RegNr 97-19

Qualifying practice DKM (DK) Group 1 Group 1

Die schnellsten Zeiten

Ort	Nr. Fahrername	Zeit	Streckenl.	Ø Speed
Ziel	20 Ogaard,Sebastien	0:46,150	1200 m	93,6 km/h
Sektion 1	99 Buis,Bastien	0:18,168	531 m	105,2 km/h
Sektion 2	84 Traversatto,Lorenzo	0:14,107	390 m	99,5 km/h
Sektion 3	99 Buis,Bastien	0:13,763	279 m	73,0 km/h

	Smr.28 O'dey,Levi DEU RS Schumacher Racing Team theoretisch mögliche Bestzeit 0:46,669	Smr.44 Pedersen,Nicolai DNK KSB Racing Team theoretisch mögliche Bestzeit 0:46,644	Smr.45 Kelstrup,Georg SWE TK Racing theoretisch mögliche Bestzeit 0:46,657	Smr.22 Ward,Brett GBR 3G Racing theoretisch mögliche Bestzeit 0:46,880	Smr.31 Belhocine,Sebastien CZE Strnadel Motorsport theoretisch mögliche Bestzeit 0:46,821
best	Ziel Sektion 1 Sektion 2 Sektion 3 0:46,669 0:18,419 0:14,339 0:13,911	Ziel Sektion 1 Sektion 2 Sektion 3 0:46,677 0:18,318 0:14,390 0:13,936	Ziel Sektion 1 Sektion 2 Sektion 3 0:46,791 0:18,362 0:14,353 0:13,942	Ziel Sektion 1 Sektion 2 Sektion 3 0:46,880 0:18,453 0:14,434 0:13,993	Ziel Sektion 1 Sektion 2 Sektion 3 0:46,904 0:18,375 0:14,383 0:14,063
Runde 1	0:50,164 0:20,227 0:15,456 0:14,481	0:51,337 0:20,157 0:15,878 0:15,302	0:57,868 0:21,343 0:20,060 0:16,465	0:51,855 0:20,126 0:16,854 0:14,875	0:52,453 0:21,885 0:16,007 0:14,561
Runde 2	0:47,617 0:18,843 0:14,697 0:14,077	0:49,445 0:19,867 0:15,212 0:14,366	0:52,870 0:20,129 0:16,822 0:15,919	0:47,645 0:18,804 0:14,759 0:14,082	0:48,341 0:18,863 0:14,845 0:14,633
Runde 3	0:47,747 0:19,243 0:14,579 0:13,925	0:47,630 0:18,611 0:14,598 0:14,421	0:48,094 0:19,542 0:14,553 0:13,999	0:47,149 0:18,514 0:14,621 0:14,014	0:47,438 0:18,627 0:14,681 0:14,130
Runde 4	0:47,153 0:18,447 0:14,713 0:13,993	0:46,954 0:18,605 0:14,390 0:13,959	0:47,007 0:18,712 0:14,353 0:13,942	0:47,156 0:18,489 0:14,623 0:14,044	0:46,929 0:18,483 0:14,383 0:14,063
Runde 5	0:46,687 0:18,420 0:14,342 0:13,925	0:47,133 0:18,337 0:14,544 0:14,252	0:46,791 0:18,362 0:14,466 0:13,963	0:46,880 0:18,453 0:14,434 0:13,993	0:46,904 0:18,404 0:14,399 0:14,101
Runde 6	0:46,669 0:18,419 0:14,339 0:13,911	0:46,677 0:18,318 0:14,423 0:13,936		0:47,085 0:18,484 0:14,577 0:14,024	0:47,405 0:18,375 0:14,442 0:14,588
Runde 7	0:46,748 0:18,445 0:14,342 0:13,961			0:46,934 0:18,454 0:14,468 0:14,012	0:47,084 0:18,482 0:14,460 0:14,142







Round 1: 12 - 14 / 04 / 2019

SOUTH GARDA - LONATO (ITA)

DEUTSCHE KART-MEISTERSCHAFT

DMSB RegNr 97-19

Qualifying practice DKM (DK) Group 1 Group 1

Die schnellsten Zeiten

Ort	Nr. Fahrername	Zeit	Streckenl.	ø Speed
Ziel	20 Ogaard, Sebastian	0:46,150	1200 m	93,6 km/h
Sektion 1	99 Buis,Bastien	0:18,168	531 m	105,2 km/h
Sektion 2	84 Traversatto, Lorenzo	0:14,107	390 m	99,5 km/h
Sektion 3	99 Buis,Bastien	0:13,763	279 m	73,0 km/h

	Smr.55 Qutfaj,David DEU Kartshop Ampfing theoretisch mögliche Bestzeit 0:46,947	Smr.33 Fagone,Alessio CHE Innovate Competition theoretisch mögliche Bestzeit 0:47,063	Smr.50 Prácková,Sona CZE Srnadel Motorsport theoretisch mögliche Bestzeit 0:48,212	Smr.39 Bradal,Rasmus DNK RS Competition theoretisch mögliche Bestzeit 0:49,496	Ziel
best	0:46,990	0:47,063	0:48,250	0:49,527	Sektion 1 Sektion 2 Sektion 3
Runde 1	0:50,167	0:51,632	0:53,811	0:53,976	Sektion 1 Sektion 2 Sektion 3
Runde 2	0:47,818	0:48,431	0:52,389	0:55,399	Sektion 1 Sektion 2 Sektion 3
Runde 3	0:47,603	0:47,857	0:49,243	0:56,861	Sektion 1 Sektion 2 Sektion 3
Runde 4	0:47,106	0:47,882	0:49,184	0:53,385	Sektion 1 Sektion 2 Sektion 3
Runde 5	0:47,013	0:47,443	0:49,970	0:49,527	Sektion 1 Sektion 2 Sektion 3
Runde 6	0:46,990	0:47,349	0:48,539	0:49,527	Sektion 1 Sektion 2 Sektion 3
Runde 7	0:47,263	0:47,063	0:48,250	0:49,527	Sektion 1 Sektion 2 Sektion 3

free practice DKM (OK) Group 2 Group 2

Strecke / track: 1200m

started: 24 classified: 24 not classified: 0

Pos	Stf. Nr.	Fahrer Driver	Nation	Bewerber/Sponsor	Nation	Lizenz B-Lizenz	Chassis/Motor/Reifen	Runden Legs	Differenz	Abstand Gap	beste Runde best Lap	in N. in L.	Beschw. e Speed
1	4	HAVERKORT, Kas		CRG Keijzer racing		36154 28613	CRG / TM / Vega	8			0:46,246	7	93,4 km/h
2	14	DÖRR, Ben		TB Racing Team		JKCR1162845 KBF1116906	KR / IAME / Vega	10	0:00,099	0:00,099	0:46,345	10	93,2 km/h
3	1	THOMPSON, Harry		Ricky Flynn Motorsport		265302 162392	FA Kart / Vortex / Vega	10	0:00,113	0:00,014	0:46,359	10	93,2 km/h
4	38	FRIIS, Julie		TK Racing		41614 52208	FA Kart / TM / Vega	10	0:00,151	0:00,038	0:46,397	10	93,1 km/h
5	11	MESCH, Joel		TB Racing Team		JKC1179312 KBF1116906	KR / IAME / Vega	6	0:00,162	0:00,011	0:46,408	6	93,1 km/h
6	53	SIZOV, Aleksey		TB Racing Team		19519 KBF1116906	KR / IAME / Vega	8	0:00,225	0:00,063	0:46,471	8	93,0 km/h
7	13	TAUSCHER, Alexander		Junior TEAM75		JKC1162751 KBF1154079	Kart Republic / IAME / Vega	8	0:00,420	0:00,195	0:46,666	6	92,6 km/h
8	37	DEGNBOL, Noah		RS Competition		65659 36053	Tony Kart / Vortex / Vega	12	0:00,477	0:00,057	0:46,723	11	92,5 km/h
9	10	RIED, Jonas		Solgat Motorsport		JKC1167350 KBF1079882	Birel Art / TM / Vega	9	0:00,488	0:00,011	0:46,734	9	92,4 km/h
10	27	BORN, Miklas Basil		Innovate Competition		505145 500033	Expirit / Vortex / Vega	10	0:00,493	0:00,005	0:46,739	10	92,4 km/h
11	24	LAGROTTERIA, Antonio		Innovate Competition		500238 500033	Expirit / Vortex / Vega	9	0:00,494	0:00,001	0:46,740	8	92,4 km/h
12	15	BÖNIGHAUSEN, Colin Ja		TB Racing Team		JKCR1179397 KBF1116906	KR / IAME / Vega	9	0:00,536	0:00,042	0:46,782	8	92,3 km/h
13	46	KIKKENBORG, Frederik		KSB Racing Team		37460 00436642262490	Kosmic / Vortex / Vega	9	0:00,591	0:00,055	0:46,837	8	92,2 km/h
14	77	TRAMNITZ, Tim		Kartshop Ampfing		JKCR1161254 KBF1108764	Tony Kart / TM / Vega	9	0:00,598	0:00,007	0:46,844	8	92,2 km/h
15	62	TRÄGER, Daniel		Speedsupply		52507 61513	Haase / IAME / Vega	10	0:00,608	0:00,010	0:46,854	9	92,2 km/h
16	36	ANDERRÜTI, Leandro		Lanari Racing Team		500212 KBF1159049	Kart Republic / IAME / Vega	10	0:00,659	0:00,051	0:46,905	7	92,1 km/h
17	66	PRIMM, Simon Connor		Kartshop Ampfing		JKCR171081 KBF1108764	Tony Kart / TM / Vega	11	0:00,784	0:00,125	0:47,030	11	91,9 km/h
18	29	HOLZEM, Sandro		Lanari Racing Team		JKC1195323 KBF1159049	Kart Republic / Parilla / Vega	9	0:00,859	0:00,075	0:47,105	8	91,7 km/h
19	25	WEIMANN, Jule		Solgat Motorsport		JKC1159312 KBF1079882	Birel Art / TM / Vega	8	0:00,937	0:00,078	0:47,183	8	91,6 km/h
20	41	MEYER HANSEN, Mikkel		Racing Motor DK		36477 03587	Kali Kart / TM / Vega	12	0:00,939	0:00,002	0:47,185	12	91,6 km/h
21	32	LOPEZ, Pol		CRG Keijzer racing		HCSR-0015-ESP 28613	CRG / TM / Vega	11	0:01,270	0:00,331	0:47,516	9	90,9 km/h
22	9	BAERISWL, Alain		Kartteam Meier GmbH		500344 500008	DR / Raxon / Vega	11	0:01,449	0:00,179	0:47,695	9	90,6 km/h
23	54	DI PRIMA, Livio		Solgat Motorsport		500260 KBF1079882	Birel Art / IAME / Vega	11	0:01,592	0:00,143	0:47,838	10	90,3 km/h
24	18	ROSAM, Max		TR Motorsport		JKC1162238 KBF1080519	Jesolo / TM / Vega	9	0:01,644	0:00,052	0:47,890	9	90,2 km/h

Rennleitung: Pasquale Lupilo Racedirektor: Horst Seidel

Sportkommissare: Nikolas Spaderna / Ulrich Bell / Paola Acerbi

Techn. Kommissare: Hans-Jürgen Dangers / M. Grasshoff / C. Schmidt

Zeitnahme: KART-DATA timing service Franz Schieszler






DEUTSCHE KART-MEISTERSCHAFT

Round 1: 12 - 14 / 04 / 2019

SOUTH GARDA - LONATO (ITA)

DMSB

DMSB RegNr 97-19

free practice DKM (OK) Group 2 Group 2

Fahrername Driver	Haverkort Kas	Dörr Ben	Thompson Harry	Friis Julie	Mesch Joel	Sizov Aleksey	Tauscher Alexander	Degnbol Noah	Ried Jonas	Born Miklas Basil	Lagrotteria Antonio	Bönighausen Colin Jamie
schnellste Runde in Runde	0:46,246 Rn. 7	0:46,345 Rn. 10	0:46,359 Rn. 10	0:46,397 Rn. 10	0:46,408 Rn. 6	0:46,471 Rn. 8	0:46,666 Rn. 6	0:46,723 Rn. 11	0:46,734 Rn. 9	0:46,739 Rn. 10	0:46,740 Rn. 8	0:46,782 Rn. 8
Speed	93,4 km/h	93,2 km/h	93,2 km/h	93,1 km/h	93,1 km/h	93,0 km/h	92,6 km/h	92,5 km/h	92,4 km/h	92,4 km/h	92,4 km/h	92,3 km/h
Lap 1	0:49,374	0:51,456	0:50,117	0:50,366	0:52,433	0:50,476	0:56,786	0:50,391	0:52,138	0:49,893	0:50,597	0:53,235
Lap 2	0:47,517	0:47,895	0:47,593	0:47,937	0:48,116	3:55,684	0:49,705	0:48,669	0:48,678	0:47,924	0:49,183	0:50,260
Lap 3	0:46,931	0:47,232	0:46,973	0:47,251	0:49,541	0:52,324	0:47,699	0:47,642	0:47,854	0:47,563	0:47,817	0:47,801
Lap 4	0:46,551	0:46,924	2:40,633	0:47,162	0:46,908	0:47,807	0:47,632	0:48,425	0:47,356	0:48,309	0:47,480	0:47,643
Lap 5	0:46,254	2:20,350	0:49,395	2:23,620	0:46,715	0:47,093	0:47,123	0:47,469	0:47,718	0:47,293	1:00,034	0:47,180
Lap 6	0:47,147	0:48,987	0:47,236	0:48,317	0:46,408	0:46,740	0:46,666	0:46,801	0:46,881	0:46,953	1:06,925	0:47,378
Lap 7	0:46,246	0:47,191	0:46,765	0:47,214		0:46,629	0:48,400	0:47,516	0:46,763	0:46,766	0:47,040	0:46,885
Lap 8	0:46,310	0:46,783	0:46,552	0:46,830		0:46,471	0:46,669	0:46,880	0:46,742	0:46,822	0:46,740	0:46,782
Lap 9		0:46,402	0:46,602	0:46,762				0:47,069	0:46,734	0:46,934	0:46,744	0:46,792
Lap 10		0:46,345	0:46,359	0:46,397				0:46,892		0:46,739		
Lap 11								0:46,723				
Lap 12								0:46,928				






DEUTSCHE KART-MEISTERSCHAFT

Round 1: 12 - 14 / 04 / 2019

SOUTH GARDA - LONATO (ITA)



DMSB

DMSB RegNr 97-19

free practice DKM (OK) Group 2 Group 2

Fahrername Driver	Kikkenborg Frederik	Tramnitz Tim	Träger Daniel	Anderrüti Leandro	Primm Simon Connor	Holzem Sandro	Weimann Jule	Meyer Hansen Mikkel	Lopez Pol	Boerisw Alain	Di Prima Livio	Rosam Max
schnellste Runde in Runde	0:46,837 Rn. 8	0:46,844 Rn. 8	0:46,854 Rn. 9	0:46,905 Rn. 7	0:47,030 Rn. 11	0:47,105 Rn. 8	0:47,183 Rn. 8	0:47,185 Rn. 12	0:47,516 Rn. 9	0:47,695 Rn. 9	0:47,838 Rn. 10	0:47,890 Rn. 9
Speed	92,2 km/h	92,2 km/h	92,2 km/h	92,1 km/h	91,9 km/h	91,7 km/h	91,6 km/h	91,6 km/h	90,9 km/h	90,6 km/h	90,3 km/h	90,2 km/h
Lap 1	0:50,207	0:56,104	0:51,216	0:53,651	0:54,191	0:53,350	0:52,513	0:50,941	0:55,380	0:52,736	0:52,766	0:55,906
Lap 2	0:48,155	0:54,341	0:49,685	0:47,788	0:53,210	0:48,648	0:49,495	0:48,574	0:53,506	0:49,810	0:50,970	0:54,458
Lap 3	0:47,467	0:49,151	0:49,222	0:47,317	0:50,279	0:48,439	0:49,096	0:48,037	0:50,769	0:49,202	0:50,055	0:50,031
Lap 4	0:47,137	0:48,110	0:47,509	0:47,105	0:49,726	0:47,869	0:48,509	0:47,857	0:48,047	0:48,472	0:48,791	0:50,526
Lap 5	0:47,038	0:47,341	0:47,224	0:47,130	0:47,267	0:47,489	0:47,980	0:47,550	0:50,247	0:48,103	0:48,520	0:48,301
Lap 6	0:47,262	0:46,860	0:47,236	0:47,075	0:47,282	0:47,310	0:47,455	0:48,991	0:47,940	0:47,852	0:48,329	1:44,456
Lap 7	0:47,008	0:47,126	0:47,167	0:46,905	0:47,130	0:47,565	0:47,204	0:47,386	0:47,805	0:48,267	0:48,229	0:47,896
Lap 8	0:46,837	0:46,844	0:47,267	0:46,910	0:47,288	0:47,105	0:47,183	0:47,456	0:48,201	0:47,770	0:48,375	0:47,967
Lap 9	0:47,014	0:46,873	0:46,854	0:47,001	1:30,812	0:47,303	0:47,283	0:47,283	0:47,516	0:47,695	0:48,041	0:47,890
Lap 10			0:46,933	0:46,911	0:47,421		0:47,278	0:47,235	0:50,464	0:48,159	0:47,838	
Lap 11					0:47,030		0:47,185	0:47,185	0:47,686	0:47,787	0:49,008	
Lap 12												



DMSB RegNr 97-19

free practice DKM (OK) Group 2 Group 2

Ziel		Sektion 1		Sektion 2		Sektion 3	
Fahrername	Zeit	Fahrername	Zeit	Fahrername	Zeit	Fahrername	Zeit
1 4 Haverkort,Kas	0:46,246	14 Dörr,Ben	0:18,226	4 Haverkort,Kas	0:14,137	1 Thompson,Harry	0:13,802
2 14 Dörr,Ben	0:46,345	4 Haverkort,Kas	0:18,233	1 Thompson,Harry	0:14,191	38 Frits,Julie	0:13,816
3 1 Thompson,Harry	0:46,359	38 Frits,Julie	0:18,248	14 Dörr,Ben	0:14,205	4 Haverkort,Kas	0:13,829
4 38 Frits,Julie	0:46,397	11 Mesch,Joel	0:18,261	13 Tauscher,Alexander	0:14,223	27 Born,Miklas Basil	0:13,841
5 11 Mesch,Joel	0:46,408	37 Degnbol,Noah	0:18,326	53 Sizov,Aleksey	0:14,267	53 Sizov,Aleksey	0:13,844
6 53 Sizov,Aleksey	0:46,471	13 Tauscher,Alexander	0:18,351	24 Lagrotteria,Antonio	0:14,277	11 Mesch,Joel	0:13,865
7 13 Tauscher,Alexander	0:46,666	24 Lagrotteria,Antonio	0:18,355	11 Mesch,Joel	0:14,282	14 Dörr,Ben	0:13,900
8 37 Degnbol,Noah	0:46,723	15 Bönighausen,Colin Jamie	0:18,355	15 Bönighausen,Colin Jamie	0:14,302	10 Ried,Jonas	0:13,905
9 10 Ried,Jonas	0:46,734	53 Sizov,Aleksey	0:18,360	37 Degnbol,Noah	0:14,306	77 Tramnitz,Tim	0:13,964
10 27 Born,Miklas Basil	0:46,739	1 Thompson,Harry	0:18,366	36 Anderrüti,Leandro	0:14,315	46 Kikkenborg,Frederik	0:13,974
11 24 Lagrotteria,Antonio	0:46,740	10 Ried,Jonas	0:18,381	38 Frits,Julie	0:14,333	36 Anderrüti,Leandro	0:13,981
12 15 Bönighausen,Colin Jamie	0:46,782	77 Tramnitz,Tim	0:18,403	62 Träger,Daniel	0:14,338	62 Träger,Daniel	0:13,990
13 46 Kikkenborg,Frederik	0:46,837	46 Kikkenborg,Frederik	0:18,405	27 Born,Miklas Basil	0:14,362	66 Primm,Simon Connor	0:13,990
14 77 Tramnitz,Tim	0:46,844	29 Holzern,Sandro	0:18,412	46 Kikkenborg,Frederik	0:14,387	13 Tauscher,Alexander	0:13,998
15 62 Träger,Daniel	0:46,854	27 Born,Miklas Basil	0:18,425	77 Tramnitz,Tim	0:14,389	41 Meyer Hansen,Mikkel	0:14,007
16 36 Anderrüti,Leandro	0:46,905	36 Anderrüti,Leandro	0:18,500	66 Primm,Simon Connor	0:14,397	24 Lagrotteria,Antonio	0:14,009
17 66 Primm,Simon Connor	0:47,030	62 Träger,Daniel	0:18,521	10 Ried,Jonas	0:14,409	15 Bönighausen,Colin Jamie	0:14,028
18 29 Holzern,Sandro	0:47,105	25 Weimann,Julie	0:18,527	41 Meyer Hansen,Mikkel	0:14,482	37 Degnbol,Noah	0:14,068
19 25 Weimann,Julie	0:47,183	66 Primm,Simon Connor	0:18,564	29 Holzern,Sandro	0:14,512	25 Weimann,Julie	0:14,072
20 41 Meyer Hansen,Mikkel	0:47,185	41 Meyer Hansen,Mikkel	0:18,637	25 Weimann,Julie	0:14,568	29 Holzern,Sandro	0:14,151
21 32 Lopez,Pol	0:47,516	32 Lopez,Pol	0:18,696	32 Lopez,Pol	0:14,601	9 Baerisw,Alain	0:14,179
22 9 Baerisw,Alain	0:47,695	9 Baerisw,Alain	0:18,718	18 Rosam,Max	0:14,617	54 Di Prima,Livio	0:14,216
23 54 Di Prima,Livio	0:47,838	18 Rosam,Max	0:18,801	9 Baerisw,Alain	0:14,630	32 Lopez,Pol	0:14,217
24 18 Rosam,Max	0:47,890	54 Di Prima,Livio	0:18,859	54 Di Prima,Livio	0:14,724	18 Rosam,Max	0:14,395






DEUTSCHE KART-MEISTERSCHAFT

Round 1: 12 - 14 / 04 / 2019

SOUTH GARDA - LONATO (ITA)

DMSB

DMSB RegNr 97-19

free practice DKM (OK) Group 2 Group 2

Die schnellsten Zeiten

Ort	Nr. Fahrername	Zeit	Streckenl.	Ø Speed
Ziel	4 Haverkort,Kas	0:46,246	1200 m	93,4 km/h
Sektion 1	14 Dörr,Ben	0:18,226	531 m	104,9 km/h
Sektion 2	4 Haverkort,Kas	0:14,137	390 m	99,3 km/h
Sektion 3	1 Thompson,Harry	0:13,802	279 m	72,8 km/h

	Smr.4 Haverkort,Kas NLD CRG Keijzer racing theoretisch mögliche Bestzeit 0:46,199	Smr.14 Dörr,Ben DEU TB Racing Team theoretisch mögliche Bestzeit 0:46,331	Smr.1 Thompson,Harry GBR Ricky Flynn Motorsport theoretisch mögliche Bestzeit 0:46,359	Smr.38 Friis,Julie DNK TK Racing theoretisch mögliche Bestzeit 0:46,397	Smr.11 Mesch,Joel DEU TB Racing Team theoretisch mögliche Bestzeit 0:46,408
best	Ziel Sektion 1 Sektion 2 Sektion 3 0:46,246 0:18,233 0:14,137 0:13,829	Ziel Sektion 1 Sektion 2 Sektion 3 0:46,345 0:18,226 0:14,205 0:13,900	Ziel Sektion 1 Sektion 2 Sektion 3 0:46,359 0:18,366 0:14,191 0:13,802	Ziel Sektion 1 Sektion 2 Sektion 3 0:46,397 0:18,248 0:14,333 0:13,816	Ziel Sektion 1 Sektion 2 Sektion 3 0:46,408 0:18,261 0:14,282 0:13,865
Runde 1	0:49,374 0:19,789 0:15,148 0:14,437	0:51,456 0:21,469 0:15,437 0:14,550	0:50,117 0:20,277 0:15,390 0:14,450	0:50,366 0:20,171 0:15,528 0:14,667	0:52,433 0:21,420 0:16,196 0:14,817
Runde 2	0:47,517 0:18,861 0:14,505 0:14,151	0:47,895 0:18,928 0:14,717 0:14,250	0:47,593 0:18,601 0:14,615 0:14,177	0:47,937 0:18,749 0:15,013 0:14,175	0:48,116 0:19,046 0:14,775 0:14,295
Runde 3	0:46,931 0:18,399 0:14,460 0:14,072	0:47,232 0:18,623 0:14,429 0:14,180	0:46,973 0:18,548 0:14,448 0:13,977	0:47,251 0:18,542 0:14,584 0:14,125	0:49,541 0:19,034 0:16,393 0:14,114
Runde 4	0:46,551 0:18,487 0:14,235 0:13,829	0:46,924 0:18,433 0:14,277 0:14,214	2:40,633 2:04,780 0:19,824 0:16,029	0:47,162 0:18,465 0:14,590 0:14,107	0:46,908 0:18,488 0:14,421 0:13,999
Runde 5	0:46,254 0:18,238 0:14,185 0:13,831	2:20,350 1:42,933 0:21,208 0:16,209	0:49,395 0:19,879 0:15,093 0:14,423	2:23,620 1:50,446 0:17,719 0:15,455	0:46,715 0:18,356 0:14,410 0:13,949
Runde 6	0:47,147 0:18,346 0:14,531 0:14,270	0:48,987 0:19,248 0:15,167 0:14,572	0:47,236 0:18,659 0:14,485 0:14,092	0:48,317 0:19,153 0:14,857 0:14,307	0:46,408 0:18,261 0:14,282 0:13,865
Runde 7	0:46,246 0:18,233 0:14,157 0:13,856	0:47,191 0:18,494 0:14,550 0:14,147	0:46,765 0:18,447 0:14,404 0:13,914	0:47,214 0:18,667 0:14,476 0:14,071	
Runde 8	0:46,310 0:18,344 0:14,137 0:13,829	0:46,783 0:18,394 0:14,266 0:14,123	0:46,552 0:18,401 0:14,269 0:13,882	0:46,830 0:18,340 0:14,409 0:14,081	
Runde 9		0:46,402 0:18,273 0:14,229 0:13,900	0:46,602 0:18,388 0:14,318 0:13,896	0:46,762 0:18,417 0:14,411 0:13,934	
Runde 10		0:46,345 0:18,226 0:14,205 0:13,914	0:46,359 0:18,366 0:14,191 0:13,802	0:46,397 0:18,248 0:14,333 0:13,816	
Runde 11					





DEUTSCHE KART-MEISTERSCHAFT

Round 1: 12 - 14 / 04 / 2019

SOUTH GARDA - LONATO (ITA)




DMSB RegNr 97-19

free practice DKM (OK) Group 2 Group 2

Die schnellsten Zeiten

Ort	Nr. Fahrername	Zeit	Streckenkil.	Ø Speed
Ziel	4 Haverkort,Kos	0:46,246	1200 m	93,4 km/h
Sektion 1	14 Dör, Ben	0:18,226	531 m	104,9 km/h
Sektion 2	4 Haverkort,Kos	0:14,137	390 m	99,3 km/h
Sektion 3	1 Thompson, Harry	0:13,802	279 m	72,8 km/h

	Smr.53 Sizov,Aleksey RUS TB Racing Team	Smr.13 Tauscher,Alexander DEU Junior TEAM75	Smr.37 Degnbol,Noah DNK RS Competition	Smr.10 Reed,Jonas DEU Solgat Motorsport	Smr.27 Born,Miklas Basil CHE Innovate Competition
	theoretisch mögliche Bestzeit 0:46,471	theoretisch mögliche Bestzeit 0:46,572	theoretisch mögliche Bestzeit 0:46,700	theoretisch mögliche Bestzeit 0:46,695	theoretisch mögliche Bestzeit 0:46,628
best	Ziel Sektion 1 Sektion 2 Sektion 3 0:46,471 0:18,360 0:14,267 0:13,844	Ziel Sektion 1 Sektion 2 Sektion 3 0:46,666 0:18,351 0:14,223 0:13,998	Ziel Sektion 1 Sektion 2 Sektion 3 0:46,723 0:18,326 0:14,306 0:14,068	Ziel Sektion 1 Sektion 2 Sektion 3 0:46,734 0:18,381 0:14,409 0:13,905	Ziel Sektion 1 Sektion 2 Sektion 3 0:46,739 0:18,425 0:14,362 0:13,841
Runde 1	0:50,476 0:20,325 0:15,409 0:14,742	0:56,786 0:21,437 0:17,869 0:17,480	0:50,391 0:19,987 0:15,487 0:14,917	0:52,138 0:21,141 0:15,865 0:15,132	0:49,893 0:20,209 0:15,235 0:14,449
Runde 2	3:55,684 3:17,748 0:21,025 0:16,911	0:49,705 0:19,283 0:15,554 0:14,868	0:48,669 0:19,143 0:14,866 0:14,660	0:48,678 0:19,127 0:14,960 0:14,591	0:47,924 0:18,833 0:14,744 0:14,347
Runde 3	0:52,324 0:21,418 0:16,077 0:14,829	0:47,699 0:18,567 0:14,819 0:14,313	0:47,642 0:18,702 0:14,651 0:14,289	0:47,854 0:18,738 0:15,079 0:14,037	0:47,563 0:18,817 0:14,618 0:14,128
Runde 4	0:47,807 0:18,766 0:14,812 0:14,229	0:47,632 0:18,623 0:14,763 0:14,246	0:48,425 0:18,853 0:15,369 0:14,203	0:47,356 0:18,586 0:14,687 0:14,083	0:48,309 0:18,537 0:15,291 0:14,481
Runde 5	0:47,093 0:18,635 0:14,439 0:14,019	0:47,123 0:18,396 0:14,414 0:14,313	0:47,469 0:18,832 0:14,477 0:14,160	0:47,718 0:18,894 0:14,793 0:14,031	0:47,293 0:18,492 0:14,712 0:14,089
Runde 6	0:46,740 0:18,431 0:14,296 0:14,013	0:46,666 0:18,351 0:14,286 0:14,029	0:46,801 0:18,382 0:14,306 0:14,113	0:46,881 0:18,474 0:14,484 0:13,923	0:46,953 0:18,494 0:14,467 0:13,992
Runde 7	0:46,629 0:18,423 0:14,312 0:13,894	0:48,400 0:18,421 0:14,978 0:15,001	0:47,516 0:18,443 0:14,921 0:14,152	0:46,783 0:18,403 0:14,475 0:13,905	0:46,766 0:18,496 0:14,401 0:13,869
Runde 8	0:46,471 0:18,360 0:14,267 0:13,844	0:46,669 0:18,448 0:14,223 0:13,998	0:47,069 0:18,526 0:14,448 0:14,152	0:46,742 0:18,381 0:14,409 0:13,952	0:46,822 0:18,510 0:14,362 0:13,950
Runde 9			0:46,892 0:18,326 0:14,463 0:14,103	0:46,734 0:18,385 0:14,424 0:13,925	0:46,934 0:18,425 0:14,496 0:14,013
Runde 10			0:46,723 0:18,326 0:14,329 0:14,068		0:46,739 0:18,525 0:14,373 0:13,841
Runde 11			0:46,928 0:18,354 0:14,409 0:14,165		
Runde 12					





DEUTSCHE KART-MEISTERSCHAFT

Round 1: 12 - 14 / 04 / 2019

SOUTH GARDA - LONATO (ITA)




DMSB RegNr 97-19

free practice DKM (OK) Group 2 Group 2

Die schnellsten Zeiten

Ort	Nr. Fahrername	Zeit	Streckenl.	Ø Speed
Ziel	4 Haverkort,Kos	0:46,246	1200 m	93,4 km/h
Sektion 1	14 Dörr,Ben	0:18,226	531 m	104,9 km/h
Sektion 2	4 Haverkort,Kos	0:14,137	390 m	99,3 km/h
Sektion 3	1 Thompson,Harry	0:13,802	279 m	72,8 km/h

	Smr.24 Lagroterria, Antonio CHE	Smr.15 Bönighausen, Colin Jamie DEU	Smr.46 Kikkenborg, Frederik DNK	Smr.77 Tramnitz, Tim DEU	Smr.62 Träger, Daniel DNK
	Innovate Competition theoretisch mögliche Bestzeit 0:46,641	TB Racing Team theoretisch mögliche Bestzeit 0:46,685	KSB Racing Team theoretisch mögliche Bestzeit 0:46,766	Kartshop Ampfing theoretisch mögliche Bestzeit 0:46,756	Speedsupply theoretisch mögliche Bestzeit 0:46,849
best	Ziel Sektion 1 Sektion 2 Sektion 3 0:46,740 0:18,355 0:14,277 0:14,009	Ziel Sektion 1 Sektion 2 Sektion 3 0:46,782 0:18,355 0:14,302 0:14,028	Ziel Sektion 1 Sektion 2 Sektion 3 0:46,837 0:18,405 0:14,387 0:13,974	Ziel Sektion 1 Sektion 2 Sektion 3 0:46,844 0:18,403 0:14,389 0:13,964	Ziel Sektion 1 Sektion 2 Sektion 3 0:46,854 0:18,521 0:14,338 0:13,990
Runde 1	0:50,597 0:20,186 0:15,538 0:14,873	0:59,235 0:21,273 0:16,976 0:14,986	0:50,207 0:19,881 0:15,468 0:14,858	0:56,104 0:23,045 0:16,981 0:16,078	0:51,216 0:20,796 0:15,669 0:14,751
Runde 2	0:49,183 0:18,914 0:15,623 0:14,646	0:50,260 0:19,564 0:15,130 0:15,566	0:48,155 0:19,129 0:14,833 0:14,193	0:54,341 0:21,910 0:16,015 0:16,416	0:49,685 0:19,101 0:16,192 0:14,392
Runde 3	0:47,817 0:18,595 0:14,567 0:14,655	0:47,801 0:18,687 0:14,827 0:14,287	0:47,467 0:18,622 0:14,664 0:14,181	0:49,151 0:19,821 0:14,887 0:14,443	0:49,222 0:19,354 0:15,507 0:14,361
Runde 4	0:47,480 0:18,562 0:14,594 0:14,324	0:47,643 0:18,503 0:14,763 0:14,377	0:47,137 0:18,535 0:14,536 0:14,066	0:48,110 0:18,816 0:15,015 0:14,279	0:47,509 0:18,776 0:14,638 0:14,095
Runde 5	1:00,034 0:22,950 0:19,298 0:17,786	0:47,180 0:18,440 0:14,697 0:14,043	0:47,038 0:18,441 0:14,578 0:14,011	0:47,341 0:18,544 0:14,600 0:14,197	0:47,224 0:18,595 0:14,545 0:14,084
Runde 6	1:06,925 0:36,662 0:15,866 0:14,397	0:47,378 0:18,555 0:14,555 0:14,268	0:47,262 0:18,685 0:14,566 0:14,011	0:46,860 0:18,406 0:14,490 0:13,964	0:47,236 0:18,722 0:14,461 0:14,053
Runde 7	0:47,040 0:18,473 0:14,497 0:14,070	0:46,885 0:18,448 0:14,409 0:14,028	0:47,008 0:18,509 0:14,387 0:14,112	0:47,126 0:18,403 0:14,648 0:14,075	0:47,167 0:18,646 0:14,454 0:14,067
Runde 8	0:46,740 0:18,454 0:14,277 0:14,009	0:46,782 0:18,355 0:14,398 0:14,029	0:46,837 0:18,466 0:14,397 0:13,974	0:46,844 0:18,404 0:14,389 0:14,051	0:47,267 0:18,622 0:14,562 0:14,083
Runde 9	0:46,744 0:18,355 0:14,354 0:14,035	0:46,792 0:18,382 0:14,302 0:14,108	0:47,014 0:18,405 0:14,439 0:14,170	0:46,873 0:18,416 0:14,458 0:13,999	0:46,854 0:18,526 0:14,338 0:13,990
Runde 10					0:46,933 0:18,521 0:14,346 0:14,066
Runde 11					







DEUTSCHE KART-MEISTERSCHAFT

Round 1: 12 - 14 / 04 / 2019

SOUTH GARDA - LONATO (ITA)

DMSB RegNr 97-19

free practice DKM (OK) Group 2 Group 2

Die schnellsten Zeiten

Ort	Nr. Fahrername	Zeit	Streckenl.	Ø Speed
Ziel	4 Haverkort,Kos	0:46,246	1200 m	93,4 km/h
Sektion 1	14 Dör, Ben	0:18,226	531 m	104,9 km/h
Sektion 2	4 Haverkort,Kos	0:14,137	390 m	99,3 km/h
Sektion 3	1 Thompson, Harry	0:13,802	279 m	72,8 km/h

	Snr.36 Anderrüti,Leandro CHE	Snr.66 Primm,Simon Connor DEU	Snr.29 Holzem,Sandro DEU	Snr.25 Weimann,Julie DEU	Snr.41 Meyer Hansen,Mikkel DNK
	Lanari Racing Team	Kartshop Amping	Lanari Racing Team	Solgat Motorsport	Racing Motor DK
	theoretisch mögliche Bestzeit 0:46,796	theoretisch mögliche Bestzeit 0:46,951	theoretisch mögliche Bestzeit 0:47,075	theoretisch mögliche Bestzeit 0:47,167	theoretisch mögliche Bestzeit 0:47,126
best	Ziel Sektion 1 Sektion 2 Sektion 3 0:46,905 0:18,500 0:14,315 0:13,981	Ziel Sektion 1 Sektion 2 Sektion 3 0:47,030 0:18,564 0:14,397 0:13,990	Ziel Sektion 1 Sektion 2 Sektion 3 0:47,105 0:18,412 0:14,512 0:14,151	Ziel Sektion 1 Sektion 2 Sektion 3 0:47,183 0:18,527 0:14,568 0:14,072	Ziel Sektion 1 Sektion 2 Sektion 3 0:47,185 0:18,637 0:14,482 0:14,007
Runde 1	0:53,651 0:22,657 0:16,202 0:14,792	0:54,191 0:22,258 0:16,971 0:14,962	0:53,350 0:21,771 0:16,120 0:15,459	0:52,513 0:21,350 0:16,087 0:15,076	0:50,941 0:20,227 0:15,915 0:14,799
Runde 2	0:47,788 0:18,880 0:14,674 0:14,234	0:53,210 0:22,111 0:16,425 0:14,674	0:48,648 0:19,218 0:14,961 0:14,469	0:49,495 0:19,577 0:15,289 0:14,629	0:48,574 0:19,017 0:15,128 0:14,429
Runde 3	0:47,317 0:18,664 0:14,551 0:14,102	0:50,279 0:20,138 0:15,361 0:14,780	0:48,439 0:18,935 0:15,059 0:14,445	0:49,096 0:19,228 0:15,042 0:14,826	0:48,037 0:18,827 0:14,896 0:14,314
Runde 4	0:47,105 0:18,549 0:14,464 0:14,092	0:49,726 0:20,137 0:15,267 0:14,322	0:47,869 0:18,963 0:14,630 0:14,276	0:48,509 0:19,184 0:14,922 0:14,403	0:47,857 0:18,818 0:14,826 0:14,213
Runde 5	0:47,130 0:18,612 0:14,438 0:14,080	0:47,267 0:18,690 0:14,517 0:14,060	0:47,489 0:18,601 0:14,696 0:14,192	0:47,980 0:19,063 0:14,722 0:14,195	0:47,550 0:18,695 0:14,772 0:14,083
Runde 6	0:47,075 0:18,500 0:14,420 0:14,155	0:47,282 0:18,603 0:14,496 0:14,183	0:47,310 0:18,630 0:14,512 0:14,168	0:47,455 0:18,675 0:14,648 0:14,132	0:48,991 0:18,760 0:14,710 0:15,521
Runde 7	0:46,905 0:18,512 0:14,412 0:13,981	0:47,130 0:18,655 0:14,397 0:14,078	0:47,565 0:18,660 0:14,670 0:14,235	0:47,204 0:18,537 0:14,568 0:14,099	0:47,386 0:18,713 0:14,608 0:14,065
Runde 8	0:46,910 0:18,508 0:14,315 0:14,087	0:47,288 0:18,570 0:14,616 0:14,102	0:47,105 0:18,412 0:14,542 0:14,151	0:47,183 0:18,527 0:14,584 0:14,072	0:47,456 0:18,701 0:14,619 0:14,136
Runde 9	0:47,001 0:18,624 0:14,336 0:14,041	1:30,812 1:00,634 0:15,671 0:14,507	0:47,303 0:18,454 0:14,600 0:14,249		0:47,283 0:18,644 0:14,632 0:14,007
Runde 10	0:46,911 0:18,532 0:14,373 0:14,006	0:47,421 0:18,845 0:14,543 0:14,033			0:47,278 0:18,661 0:14,539 0:14,078
Runde 11		0:47,030 0:18,564 0:14,476 0:13,990			0:47,235 0:18,637 0:14,506 0:14,092
Runde 12					0:47,185 0:18,668 0:14,482 0:14,035

free practice DKM (OK) Group 1 Group 1

Strecke / track: 1200m

started: 24 classified: 24 not classified: 0

Pos	Stf. Nr.	Fahrer Driver	Nation	Bewerber/Sponsor	Nation	Lizenz R-Lizenz	Chassis/Motor/Reifen	Runden Laps	Differenz	Abstand Gap	beste Runde best Lap	in N. in L.	Beschw. e Speed
1	20	ÖGAARD, Sebastian	SWE	Ward Racing	SWE	55995 102	Tony Kart / Vortex / Vega	10			0:46,264	9	93,4 km/h
2	2	SASSE, Hugo	DEU	TB Racing Team	DEU	JKC1147248 KBF1116906	Kart Republic / IAME / Vega	11	0:00,153	0:00,153	0:46,417	8	93,1 km/h
3	60	PAUWELS, Kobe	BEL	CV Performance Group	DEU	910064 KBF1141781	KR / IAME / Vega	7	0:00,171	0:00,018	0:46,435	7	93,0 km/h
4	84	TRAVISANUTTO, Lorenz	ITA	CV Performance Group	DEU	297878 1141781	KR / IAME / Vega	6	0:00,179	0:00,008	0:46,443	6	93,0 km/h
5	45	KELSTRUP, Georg	SWE	TK Racing	DNK	200407023051 52208	FA Kart / TM / Vega	10	0:00,288	0:00,109	0:46,552	8	92,8 km/h
6	8	LIWINSKI, David	NLD	BIREL ART RACING KSW	AUT	35786 BK102	Birel Art / IAME / Vega	12	0:00,308	0:00,020	0:46,572	8	92,8 km/h
7	7	TRÖGER, Niels	DEU	CRG Keijzer racing	NLD	JKCR1139697 28613	CRG / Parilla / Vega	8	0:00,326	0:00,018	0:46,590	6	92,7 km/h
8	34	ARNOLD, Felix	DEU	TB Racing Team	DEU	JKAI138542 KBF1116906	KR / IAME / Vega	9	0:00,385	0:00,059	0:46,649	9	92,6 km/h
9	17	FÜNGELING, Luke Brand	DEU	Valier Motorsport	DEU	JKC1136804 KBF1063735	SODI / IAME / Vega	8	0:00,403	0:00,018	0:46,667	4	92,6 km/h
10	6	HANTKE, Nico	DEU	3G Racing	DEU	JKC1145936 KBF1164077	Tony Kart / IAME / Vega	12	0:00,410	0:00,007	0:46,674	12	92,6 km/h
11	99	BUUS, Bastian	DNK	RS Competition	DNK	59991 36053	Tony Kart / Vortex / Vega	12	0:00,461	0:00,051	0:46,725	7	92,5 km/h
12	44	PEDERSEN, Nicolai	DNK	KSB Racing Team	AUT	65102 BK002	Kosmic / Vortex / Vega	8	0:00,507	0:00,046	0:46,771	7	92,4 km/h
13	30	HOLZEM, Juliano	DEU	Lanari Racing Team	DEU	JKC1195324 KBF1159049	Kart Republic / Parilla / Vega	9	0:00,512	0:00,005	0:46,776	6	92,4 km/h
14	21	VAN VARK, Lars	NLD	TB Racing Team	DEU	36980 KBF1116906	KR / IAME / Vega	11	0:00,579	0:00,067	0:46,843	9	92,2 km/h
15	43	WISKIRCHEN, Moritz	DEU	TB Racing Team	DEU	JKC1173296 KBF1116906	KR / IAME / Vega	8	0:00,618	0:00,039	0:46,882	7	92,1 km/h
16	28	O'DEY, Levi	DEU	RS Schumacher Racing Team	DEU	JKC1164486 KBF1067587	Praga / IAME / Vega	7	0:00,678	0:00,060	0:46,942	6	92,0 km/h
17	19	HALLÉN FELLENIUS, Maj	SWE	Ward Racing	SWE	20020728164 102	Tony Kart / Vortex / Vega	9	0:00,719	0:00,041	0:46,983	9	91,9 km/h
18	22	WARD, Brett	GBR	3G Racing	DEU	198323 KBF1164077	FA Kart / IAME / Vega	12	0:00,811	0:00,092	0:47,075	10	91,8 km/h
19	55	QUFAJ, David	DEU	Kartshop Ampfing	DEU	JKC1141427 KBF1108764	Tony Kart / TM / Vega	11	0:00,816	0:00,005	0:47,080	9	91,8 km/h
20	39	BRADAL, Rasmus	DNK	RS Competition	DNK	39340 36053	Tony Kart / Vortex / Vega	12	0:00,866	0:00,050	0:47,130	12	91,7 km/h
21	48	KRAMER, Pablo	DEU	RL-Competition.com	DEU	JKC1151456 KBF1132168	CRG / TM / Vega	12	0:00,870	0:00,004	0:47,134	8	91,7 km/h
22	31	BELHOCINE, Sebastien	CZE	Strnadel Motorsport	CZE	19AS0129 18AT01511	KR / IAME / Vega	10	0:00,994	0:00,124	0:47,258	7	91,4 km/h
23	33	FAGONE, Alessio	CHE	Innovate Competition	CHE	500226 500033	Tony Kart / IAME / Vega	8	0:01,337	0:00,343	0:47,601	8	90,8 km/h
24	50	PTÁČKOVÁ, Sona	CZE	Strnadel Motorsport	CZE	19AS0121 01381024	Kosmic / TM / Vega	10	0:02,994	0:01,657	0:49,258	9	87,7 km/h

Rennleitung: Pasquale Lupilo Racedirektor: Horst Seidel
Sportkommissare: Nikolas Spaderna / Ulrich Bell / Paola Acerbi
Techn. Kommissare: Hans-Jürgen Dangers / M. Grasshoff / C. Schmidt
Zeitnahme: KART-DATA timing service Franz Schieszler







DEUTSCHE KART-MEISTERSCHAFT

Round 1: 12 - 14 / 04 / 2019

SOUTH GARDA - LONATO (ITA)

DMSB

DMSB RegNr 97-19

free practice DKM (OK) Group 1 Group 1

Fahrername Driver	Ögaard Sebastian	Sasse Hugo	Pauwels Kobe	Travisanutto Lorenzo	Kelstrup Georg	Liwinski David	Tröger Niels	Arnold Felix	Füngeling Luke Brandon	Hantke Nico	Buus Bastian	Pedersen Nicolai
schnellste Runde in Runde	0:46,264 Rn. 9	0:46,417 Rn. 8	0:46,435 Rn. 7	0:46,443 Rn. 6	0:46,552 Rn. 8	0:46,572 Rn. 8	0:46,590 Rn. 6	0:46,649 Rn. 9	0:46,667 Rn. 4	0:46,674 Rn. 12	0:46,725 Rn. 7	0:46,771 Rn. 7
Speed	93,4 km/h	93,1 km/h	93,0 km/h	93,0 km/h	92,8 km/h	92,8 km/h	92,7 km/h	92,6 km/h	92,6 km/h	92,6 km/h	92,5 km/h	92,4 km/h
Lap 1	0:49,681	0:51,369	0:52,489	0:52,457	0:50,527	0:50,449	0:50,141	0:50,732	0:50,845	0:50,502	0:53,057	0:53,287
Lap 2	0:48,014	2:04,893	0:47,621	0:48,670	0:47,964	0:48,313	0:48,158	0:48,251	0:48,024	0:47,789	0:48,438	0:50,244
Lap 3	2:19,341	0:49,860	0:47,166	0:48,702	0:47,842	0:48,501	0:47,315	0:47,223	0:46,957	0:47,290	0:48,427	0:47,971
Lap 4	0:50,192	0:47,693	0:46,631	0:46,704	2:31,781	0:47,262	0:47,020	0:46,810	<u>0:46,667</u>	0:47,663	0:47,322	0:47,286
Lap 5	0:47,358	0:47,180	0:47,048	0:46,644	0:49,499	0:47,139	0:46,877	0:47,291	0:48,665	0:47,451	0:47,303	0:47,000
Lap 6	0:46,878	0:46,639	0:46,458	<u>0:46,443</u>	0:49,036	0:46,904	<u>0:46,590</u>	0:46,937	0:46,766	0:46,929	0:47,034	0:46,954
Lap 7	0:46,571	0:46,479	0:46,435	0:46,644	0:47,076	0:46,791	0:47,142	0:46,652	0:46,703	0:48,893	0:46,725	0:46,771
Lap 8	0:46,312	<u>0:46,417</u>	0:46,435	0:46,443	<u>0:46,552</u>	<u>0:46,572</u>	0:46,698	0:47,002	0:47,459	0:46,693	0:47,183	0:46,929
Lap 9	<u>0:46,264</u>	0:47,822	0:46,427	0:46,629	0:46,629	0:46,594	0:46,582	<u>0:46,649</u>	0:47,027	0:47,027	0:50,301	0:46,911
Lap 10	0:46,474	0:46,427	0:46,427	0:46,985	0:46,985	0:46,876	0:46,876	0:46,649	0:46,811	0:46,811	0:47,125	0:46,911
Lap 11		0:46,558				0:46,582			0:46,759	0:46,759	0:46,911	0:46,911
Lap 12						0:47,013			<u>0:46,674</u>	<u>0:46,674</u>	0:53,072	0:53,072






DEUTSCHE KART-MEISTERSCHAFT

Round 1: 12 - 14 / 04 / 2019

SOUTH GARDA - LONATO (ITA)



DMSB

DMSB RegNr 97-19

free practice DKM (OK) Group 1 Group 1

Fahrername Driver	Holzem Juliano	Van Vark Lars	Wiskirchen Moritz	O´dey Levi	Hallén Fellenius Maja	Ward Brett	Gutaj David	Bradal Rasmus	Kramer Pablo	Belhocine Sebastien	Fagone Alessio	Prácková Sona
schnellste Runde in Runde	0:46,776 Rn. 6	0:46,843 Rn. 9	0:46,882 Rn. 7	0:46,942 Rn. 6	0:46,983 Rn. 9	0:47,075 Rn. 10	0:47,080 Rn. 9	0:47,130 Rn. 12	0:47,134 Rn. 8	0:47,258 Rn. 7	0:47,601 Rn. 8	0:49,258 Rn. 9
Speed	92,4 km/h	92,2 km/h	92,1 km/h	92,0 km/h	91,9 km/h	91,8 km/h	91,8 km/h	91,7 km/h	91,7 km/h	91,4 km/h	90,8 km/h	87,7 km/h
Lap 1	0:53,187	0:52,237	0:52,141	0:50,382	0:52,548	0:48,991	0:52,514	0:49,740	0:50,124	1:00,125	0:51,570	1:49,336
Lap 2	0:48,886	0:48,606	0:48,962	0:47,735	0:49,209	0:47,690	0:48,974	0:48,139	0:48,043	0:49,262	0:49,609	0:52,664
Lap 3	0:47,526	0:48,096	0:48,684	0:47,210	2:49,793	0:47,512	0:48,153	0:49,217	0:47,674	0:48,576	0:49,016	0:51,355
Lap 4	0:46,963	0:47,229	0:48,265	0:47,268	0:51,363	0:47,386	0:48,692	0:47,519	0:48,031	0:48,047	0:48,061	0:51,438
Lap 5	0:47,424	0:47,245	0:47,477	0:47,211	0:48,183	0:47,806	0:47,330	0:48,565	0:47,589	0:47,311	0:48,002	0:50,786
Lap 6	0:46,776	0:47,008	0:46,959	0:46,942	0:47,858	0:47,306	0:47,536	0:48,326	0:47,394	0:47,398	0:47,905	0:51,894
Lap 7	0:46,823	0:46,930	0:46,382	0:46,980	0:46,984	0:47,174	0:47,272	0:47,693	0:47,355	0:47,258	0:47,685	0:49,944
Lap 8	0:46,890	0:46,951	0:47,092		0:47,106	0:47,248	0:47,316	0:47,314	0:47,134	0:47,550	0:47,601	0:49,892
Lap 9	0:46,986	0:46,843			0:46,983	0:47,125	0:47,080	0:47,379	0:47,338	0:47,396	0:47,555	0:49,258
Lap 10		0:46,847				0:47,075	0:47,163	0:47,387	0:47,727	0:47,437		0:49,630
Lap 11		0:47,004				0:47,153	0:47,100	0:47,196	0:47,555			
Lap 12						0:47,087		0:47,130	0:47,747			




DEUTSCHE KART-MEISTERSCHAFT

Round 1: 12 - 14 / 04 / 2019

SOUTH GARDA - LONATO (ITA)






DMSB

DMSB RegNr 97-19

free practice DKM (OK) Group 1 Group 1

Ziel		Sektion 1		Sektion 2		Sektion 3	
Fahrername	Zeit	Fahrername	Zeit	Fahrername	Zeit	Fahrername	Zeit
1 20	0:46,264	2 Sasse,Hugo	0:18,261	84 Travanutto,Lorenzo	0:14,213	20 Ögaard,Sebastian	0:13,753
2 2	0:46,417	6 Hamtke,Nico	0:18,266	20 Ögaard,Sebastian	0:14,224	2 Sasse,Hugo	0:13,815
3 60	0:46,435	20 Ögaard,Sebastian	0:18,269	60 Pauwels,Kobe	0:14,239	7 Träger,Niels	0:13,840
4 84	0:46,443	30 Holzem,Juliano	0:18,275	2 Sasse,Hugo	0:14,251	60 Pauwels,Kobe	0:13,852
5 45	0:46,552	45 Kelstrup,Georg	0:18,306	8 Liwinski,David	0:14,256	34 Arnold,Felix	0:13,858
6 8	0:46,572	60 Pauwels,Kobe	0:18,309	34 Arnold,Felix	0:14,264	45 Kelstrup,Georg	0:13,891
7 7	0:46,590	84 Travanutto,Lorenzo	0:18,310	17 Füngeling,Luke Brandon	0:14,291	8 Liwinski,David	0:13,902
8 34	0:46,649	99 Buus,Bastian	0:18,322	45 Kelstrup,Georg	0:14,305	84 Travanutto,Lorenzo	0:13,920
9 17	0:46,667	7 Träger,Niels	0:18,336	6 Hamtke,Nico	0:14,309	28 O´dey,Levi	0:13,931
10 6	0:46,674	8 Liwinski,David	0:18,354	30 Holzem,Juliano	0:14,328	55 Qufaj,David	0:13,955
11 99	0:46,725	17 Füngeling,Luke Brandon	0:18,356	21 Van Vark,Lars	0:14,334	17 Füngeling,Luke Brandon	0:13,958
12 44	0:46,771	44 Pedersen,Nicolai	0:18,378	44 Pedersen,Nicolai	0:14,382	19 Hallén Fellenius,Maja	0:13,962
13 30	0:46,776	19 Hallén Fellenius,Maja	0:18,379	28 O´dey,Levi	0:14,390	43 Wiskirchen,Moritz	0:13,977
14 21	0:46,843	43 Wiskirchen,Moritz	0:18,411	43 Wiskirchen,Moritz	0:14,395	99 Buus,Bastian	0:13,979
15 43	0:46,882	21 Van Vark,Lars	0:18,445	7 Träger,Niels	0:14,398	21 Van Vark,Lars	0:13,984
16 28	0:46,942	22 Ward,Brett	0:18,463	99 Buus,Bastian	0:14,424	30 Holzem,Juliano	0:14,000
17 19	0:46,983	34 Arnold,Felix	0:18,464	19 Hallén Fellenius,Maja	0:14,439	6 Hamtke,Nico	0:14,009
18 22	0:47,075	28 O´dey,Levi	0:18,476	48 Kramer,Pablo	0:14,456	44 Pedersen,Nicolai	0:14,011
19 55	0:47,080	39 Bradal,Rasmus	0:18,503	39 Bradal,Rasmus	0:14,482	22 Ward,Brett	0:14,042
20 39	0:47,130	55 Qufaj,David	0:18,561	22 Ward,Brett	0:14,508	48 Kramer,Pablo	0:14,110
21 48	0:47,134	48 Kramer,Pablo	0:18,568	31 Belhocine,Sebastien	0:14,508	31 Belhocine,Sebastien	0:14,125
22 31	0:47,258	31 Belhocine,Sebastien	0:18,589	55 Qufaj,David	0:14,547	39 Bradal,Rasmus	0:14,140
23 33	0:47,601	33 Fagone,Alessio	0:18,643	33 Fagone,Alessio	0:14,594	33 Fagone,Alessio	0:14,334
24 50	0:49,258	50 Prácková,Sona	0:19,211	50 Prácková,Sona	0:15,449	50 Prácková,Sona	0:14,454



DEUTSCHE KART-MEISTERSCHAFT

Round 1: 12 - 14 / 04 / 2019

SOUTH GARDA - LONATO (ITA)

DMSB

DMSB RegNr 97-19

free practice DKM (OK) Group 1 Group 1

Die schnellsten Zeiten

Ort	Nr. Fahrername	Zeit	Streckenkil.	Ø Speed
Ziel	20 Ogaard,Sebastian	0:46,264	1200 m	93,4 km/h
Sektion 1	2 Sasse,Hugo	0:18,261	531 m	104,7 km/h
Sektion 2	84 Trivisanutto,Lorenzo	0:14,213	390 m	98,8 km/h
Sektion 3	20 Ogaard,Sebastian	0:13,753	279 m	73,0 km/h

	Smr.20 Ogaard,Sebastian SWE Ward Racing	Smr.2 Sasse,Hugo DEU TB Racing Team	Smr.60 Pauwels,Kobe BEL CV Performance Group	Smr.84 Trivisanutto,Lorenzo ITA CV Performance Group	Smr.45 Keistrup,Georg SWE TK Racing
best	theoretisch mögliche Bestzeit 0:46,246 Ziel Sektion 1 Sektion 2 Sektion 3 0:46,264 0:18,269 0:14,224 0:13,753	theoretisch mögliche Bestzeit 0:46,327 Ziel Sektion 1 Sektion 2 Sektion 3 0:46,417 0:18,261 0:14,251 0:13,815	theoretisch mögliche Bestzeit 0:46,400 Ziel Sektion 1 Sektion 2 Sektion 3 0:46,435 0:18,309 0:14,239 0:13,852	theoretisch mögliche Bestzeit 0:46,443 Ziel Sektion 1 Sektion 2 Sektion 3 0:46,443 0:18,310 0:14,213 0:13,920	theoretisch mögliche Bestzeit 0:46,502 Ziel Sektion 1 Sektion 2 Sektion 3 0:46,552 0:18,306 0:14,305 0:13,891
Runde 1	0:49,681 0:20,171 0:15,204 0:14,306	0:51,369 0:21,409 0:15,526 0:14,434	0:52,489 0:21,419 0:16,470 0:14,600	0:52,457 0:21,896 0:15,649 0:14,912	0:50,527 0:20,217 0:15,614 0:14,696
Runde 2	0:48,014 0:19,012 0:14,920 0:14,082	2:04,893 1:29,217 0:19,300 0:16,376	0:47,621 0:18,863 0:14,645 0:14,113	0:48,670 0:19,607 0:14,771 0:14,292	0:47,964 0:18,916 0:14,801 0:14,247
Runde 3	2:19,341 1:40,797 0:21,062 0:17,482	0:49,860 0:20,410 0:15,127 0:14,323	0:47,166 0:18,670 0:14,466 0:14,030	0:48,702 0:19,199 0:15,294 0:14,209	0:47,842 0:18,725 0:14,866 0:14,251
Runde 4	0:50,192 0:20,271 0:15,517 0:14,404	0:47,693 0:18,879 0:14,530 0:14,284	0:46,631 0:18,399 0:14,380 0:13,852	0:46,704 0:18,426 0:14,311 0:13,967	2:31,781 1:57,349 0:18,648 0:15,784
Runde 5	0:47,358 0:18,601 0:14,610 0:14,147	0:47,180 0:18,351 0:14,782 0:14,047	0:47,048 0:18,753 0:14,338 0:13,957	0:46,644 0:18,331 0:14,330 0:13,983	0:49,499 0:19,839 0:15,149 0:14,511
Runde 6	0:46,878 0:18,475 0:14,478 0:13,925	0:46,639 0:18,325 0:14,357 0:13,957	0:46,458 0:18,350 0:14,242 0:13,866	0:46,443 0:18,310 0:14,213 0:13,920	0:49,036 0:19,253 0:15,198 0:14,585
Runde 7	0:46,571 0:18,357 0:14,314 0:13,900	0:46,479 0:18,319 0:14,253 0:13,907	0:46,435 0:18,309 0:14,239 0:13,887		0:47,076 0:18,446 0:14,734 0:13,896
Runde 8	0:46,312 0:18,269 0:14,234 0:13,809	0:46,417 0:18,296 0:14,251 0:13,870			0:46,552 0:18,318 0:14,343 0:13,891
Runde 9	0:46,264 0:18,287 0:14,224 0:13,753	0:47,822 0:18,432 0:15,484 0:13,906			0:46,629 0:18,306 0:14,305 0:14,018
Runde 10	0:46,474 0:18,307 0:14,296 0:13,871	0:46,427 0:18,324 0:14,288 0:13,815			0:46,985 0:18,511 0:14,489 0:13,985
Runde 11		0:46,558 0:18,261 0:14,414 0:13,883			
Runde 12					







Round 1: 12 - 14 / 04 / 2019
SOUTH GARDA - LONATO (ITA)

DEUTSCHE KART-MEISTERSCHAFT

DMSB RegNr 97-19

free practice DKM (OK) Group 1 Group 1

Die schnellsten Zeiten

Ort	Nr. Fahrername	Zeit	Streckenl.	Ø Speed
Ziel	20 Øgaard, Sebastian	0:46,264	1200 m	93,4 km/h
Sektion 1	2 Sasse, Hugo	0:18,261	531 m	104,7 km/h
Sektion 2	84 Traversonatto, Lorenzo	0:14,213	390 m	98,8 km/h
Sektion 3	20 Øgaard, Sebastian	0:13,753	279 m	73,0 km/h

	Smr.8 Liwinski, David NLD BIREL ART RACING KSW	Smr.7 Tröger, Niels DEU CRG Keizer racing	Smr.34 Arnold, Felix DEU TB Racing Team	Smr.17 Füngeling, Luke Brandon DEU Valier Motorsport	Smr.6 Hamtke, Nico DEU 3G Racing
best	theoretisch mögliche Bestzeit 0:46,512 Ziel Sektion 1 Sektion 2 Sektion 3 0:46,572 0:18,354 0:14,256 0:13,902	theoretisch mögliche Bestzeit 0:46,574 Ziel Sektion 1 Sektion 2 Sektion 3 0:46,590 0:18,336 0:14,398 0:13,840	theoretisch mögliche Bestzeit 0:46,586 Ziel Sektion 1 Sektion 2 Sektion 3 0:46,649 0:18,464 0:14,264 0:13,858	theoretisch mögliche Bestzeit 0:46,605 Ziel Sektion 1 Sektion 2 Sektion 3 0:46,667 0:18,356 0:14,291 0:13,958	theoretisch mögliche Bestzeit 0:46,584 Ziel Sektion 1 Sektion 2 Sektion 3 0:46,674 0:18,266 0:14,309 0:14,009
Runde 1	0:50,449 0:20,628 0:15,243 0:14,578	0:50,141 0:19,872 0:15,524 0:14,745	0:50,732 0:20,438 0:15,547 0:14,747	0:50,845 0:20,499 0:15,485 0:14,861	0:50,502 0:20,666 0:15,240 0:14,596
Runde 2	0:48,313 0:18,954 0:14,880 0:14,479	0:48,158 0:19,014 0:14,882 0:14,262	0:48,251 0:19,056 0:14,663 0:14,532	0:48,024 0:18,978 0:14,810 0:14,236	0:47,789 0:18,760 0:14,762 0:14,267
Runde 3	0:48,501 0:18,631 0:15,457 0:14,413	0:47,315 0:18,554 0:14,658 0:14,103	0:47,223 0:18,795 0:14,460 0:13,968	0:46,957 0:18,469 0:14,437 0:14,051	0:47,290 0:18,574 0:14,542 0:14,174
Runde 4	0:47,262 0:18,840 0:14,428 0:13,994	0:47,020 0:18,493 0:14,514 0:14,013	0:46,810 0:18,556 0:14,360 0:13,894	0:46,667 0:18,393 0:14,316 0:13,958	0:47,663 0:18,655 0:14,536 0:14,472
Runde 5	0:47,139 0:18,494 0:14,657 0:13,988	0:46,877 0:18,511 0:14,464 0:13,902	0:47,291 0:18,490 0:14,782 0:14,019	0:48,665 0:18,441 0:16,016 0:14,208	0:47,451 0:18,754 0:14,562 0:14,135
Runde 6	0:46,904 0:18,478 0:14,369 0:14,057	0:46,590 0:18,339 0:14,411 0:13,840	0:46,937 0:18,574 0:14,323 0:14,040	0:46,766 0:18,388 0:14,327 0:14,051	0:46,929 0:18,470 0:14,405 0:14,054
Runde 7	0:46,791 0:18,458 0:14,321 0:14,012	0:47,142 0:18,535 0:14,530 0:14,077	0:46,652 0:18,530 0:14,264 0:13,858	0:46,703 0:18,356 0:14,291 0:14,056	0:48,893 0:18,510 0:16,245 0:14,138
Runde 8	0:46,572 0:18,414 0:14,256 0:13,902	0:46,698 0:18,336 0:14,398 0:13,964	0:47,002 0:18,489 0:14,435 0:14,078	0:47,459 0:18,420 0:14,733 0:14,306	0:46,693 0:18,266 0:14,340 0:14,087
Runde 9	0:46,594 0:18,363 0:14,286 0:13,945				0:47,027 0:18,494 0:14,473 0:14,060
Runde 10	0:46,876 0:18,393 0:14,411 0:14,072				0:46,811 0:18,396 0:14,406 0:14,009
Runde 11	0:46,582 0:18,354 0:14,322 0:13,906				0:46,759 0:18,361 0:14,321 0:14,077
Runde 12	0:47,013 0:18,366 0:14,580 0:14,067				0:46,674 0:18,330 0:14,309 0:14,035







DEUTSCHE KART-MEISTERSCHAFT

Round 1: 12 - 14 / 04 / 2019

SOUTH GARDA - LONATO (ITA)




DMSB RegNr 97-19

free practice DKM (OK) Group 1 Group 1

Die schnellsten Zeiten

Ort	Nr. Fahrername	Streckenl.	Zeit	Ø Speed
Ziel	20 Øgaard, Sebastian	1200 m	0:46,264	93,4 km/h
Sektion 1	2 Sasse, Hugo	531 m	0:18,261	104,7 km/h
Sektion 2	84 Traversario, Lorenzo	390 m	0:14,213	98,8 km/h
Sektion 3	20 Øgaard, Sebastian	279 m	0:13,753	73,0 km/h

	Smr.99 Bous,Bastian DNK RS Competition theoretisch mögliche Bestzeit 0:46,725	Smr.44 Pedersen,Nicolai DNK KSB Racing Team theoretisch mögliche Bestzeit 0:46,771	Smr.30 Holzem,Juliano DEU Lanari Racing Team theoretisch mögliche Bestzeit 0:46,603	Smr.21 Van Vark,Lars NLD TB Racing Team theoretisch mögliche Bestzeit 0:46,763	Smr.43 Wiskirchen,Moritz DEU TB Racing Team theoretisch mögliche Bestzeit 0:46,783
best	0:46,725 0:18,322 0:14,424 0:13,979	0:46,771 0:18,378 0:14,382 0:14,011	0:46,776 0:18,275 0:14,328 0:14,000	0:46,843 0:18,445 0:14,334 0:13,984	0:46,882 0:18,411 0:14,395 0:13,977
Runde 1	0:53,057 0:22,397 0:15,841 0:14,819	0:59,287 0:21,671 0:16,396 0:15,220	0:53,187 0:21,382 0:17,097 0:14,708	0:52,237 0:21,192 0:16,153 0:14,892	0:52,141 0:20,842 0:16,049 0:15,250
Runde 2	0:48,438 0:19,114 0:14,972 0:14,352	0:50,244 0:20,425 0:15,223 0:14,596	0:48,886 0:19,249 0:14,849 0:14,788	0:48,606 0:19,295 0:14,897 0:14,414	0:48,962 0:19,293 0:14,995 0:14,674
Runde 3	0:48,427 0:18,772 0:15,426 0:14,229	0:47,971 0:18,844 0:14,815 0:14,312	0:47,526 0:18,775 0:14,525 0:14,226	0:48,096 0:18,741 0:15,122 0:14,233	0:48,684 0:18,969 0:15,487 0:14,228
Runde 4	0:47,322 0:18,548 0:14,702 0:14,072	0:47,286 0:18,565 0:14,637 0:14,084	0:46,963 0:18,491 0:14,437 0:14,035	0:47,229 0:18,559 0:14,558 0:14,112	0:48,265 0:18,671 0:14,492 0:15,102
Runde 5	0:47,303 0:18,443 0:14,667 0:14,193	0:47,000 0:18,447 0:14,441 0:14,112	0:47,424 0:18,567 0:14,580 0:14,277	0:47,245 0:18,693 0:14,382 0:14,170	0:47,477 0:18,644 0:14,739 0:14,094
Runde 6	0:47,034 0:18,456 0:14,465 0:14,113	0:46,954 0:18,477 0:14,434 0:14,043	0:46,776 0:18,384 0:14,392 0:14,000	0:47,008 0:18,508 0:14,377 0:14,123	0:46,959 0:18,411 0:14,508 0:14,040
Runde 7	0:46,725 0:18,322 0:14,424 0:13,979	0:46,771 0:18,378 0:14,382 0:14,011	0:46,823 0:18,275 0:14,397 0:14,151	0:46,930 0:18,476 0:14,403 0:14,051	0:46,882 0:18,476 0:14,395 0:14,011
Runde 8	0:47,183 0:18,365 0:14,697 0:14,121	0:46,929 0:18,378 0:14,521 0:14,030	0:46,890 0:18,404 0:14,340 0:14,146	0:46,951 0:18,506 0:14,385 0:14,060	0:47,092 0:18,535 0:14,580 0:13,977
Runde 9	0:50,301 0:18,446 0:17,450 0:14,405		0:46,986 0:18,429 0:14,328 0:14,229	0:46,843 0:18,445 0:14,334 0:14,064	
Runde 10	0:47,125 0:18,423 0:14,637 0:14,065			0:46,847 0:18,520 0:14,343 0:13,984	
Runde 11	0:46,911 0:18,380 0:14,439 0:14,092			0:47,004 0:18,519 0:14,413 0:14,072	
Runde 12	0:53,072 0:18,356 0:20,318 0:14,398				






DEUTSCHE KART-MEISTERSCHAFT

Round 1: 12 - 14 / 04 / 2019

SOUTH GARDA - LONATO (ITA)



DMSB RegNr 97-19

free practice DKM (OK) Group 1 Group 1

Die schnellsten Zeiten

Ort	Nr. Fahrername	Zeit	Streckenl.	Ø Speed
Ziel	20 Øgaard, Sebastian	0:46,264	1200 m	93,4 km/h
Sektion 1	2 Sasse, Hugo	0:18,261	531 m	104,7 km/h
Sektion 2	84 Traversario, Lorenzo	0:14,213	390 m	98,8 km/h
Sektion 3	20 Øgaard, Sebastian	0:13,753	279 m	73,0 km/h

	Stnr.28 O´dey,Levi DEU RS Schumacher Racing Team theoretisch mögliche Bestzeit 0:46,797	Stnr.19 Hallén Fellenius,Maja SWE Ward Racing theoretisch mögliche Bestzeit 0:46,780	Stnr.22 Ward,Brett GBR 3G Racing theoretisch mögliche Bestzeit 0:47,013	Stnr.55 Quijaj,David DEU Kartshop Amping theoretisch mögliche Bestzeit 0:47,063	Stnr.39 Bradal,Rasmus DNK RS Competition theoretisch mögliche Bestzeit 0:47,125
best	Ziel 0:46,942 0:18,476 0:14,390 0:13,931	Ziel 0:46,983 0:18,379 0:14,439 0:13,962	Ziel 0:47,075 0:18,463 0:14,508 0:14,042	Ziel 0:47,080 0:18,561 0:14,547 0:13,955	Ziel 0:47,130 0:18,503 0:14,482 0:14,140
Runde 1	0:50,382 0:20,342 0:15,384 0:14,656	0:52,548 0:21,604 0:16,066 0:14,878	0:48,991 0:19,553 0:15,093 0:14,345	0:52,514 0:21,819 0:15,954 0:14,741	0:49,740 0:20,003 0:15,303 0:14,434
Runde 2	0:47,735 0:18,890 0:14,727 0:14,118	0:49,209 0:19,263 0:15,244 0:14,702	0:47,690 0:18,816 0:14,675 0:14,199	0:48,974 0:19,315 0:15,111 0:14,548	0:48,139 0:18,991 0:14,725 0:14,423
Runde 3	0:47,210 0:18,571 0:14,500 0:14,139	2:49,793 2:12,830 0:20,391 0:16,572	0:47,512 0:18,562 0:14,873 0:14,077	0:48,153 0:18,897 0:14,942 0:14,314	0:49,217 0:18,717 0:16,116 0:14,384
Runde 4	0:47,268 0:18,682 0:14,508 0:14,078	0:51,363 0:20,451 0:16,066 0:14,846	0:47,386 0:18,745 0:14,584 0:14,057	0:48,692 0:19,780 0:14,745 0:14,167	0:47,519 0:18,638 0:14,633 0:14,248
Runde 5	0:47,211 0:18,574 0:14,574 0:14,063	0:48,183 0:19,102 0:14,798 0:14,283	0:47,806 0:18,542 0:14,887 0:14,377	0:47,330 0:18,648 0:14,660 0:14,022	0:48,565 0:18,650 0:15,565 0:14,350
Runde 6	0:46,942 0:18,578 0:14,390 0:13,974	0:47,858 0:19,049 0:14,767 0:14,042	0:47,306 0:18,572 0:14,675 0:14,059	0:47,536 0:18,651 0:14,793 0:14,092	0:48,326 0:18,610 0:15,185 0:14,531
Runde 7	0:46,980 0:18,476 0:14,573 0:13,931	0:46,984 0:18,489 0:14,533 0:13,962	0:47,174 0:18,516 0:14,592 0:14,066	0:47,272 0:18,613 0:14,611 0:14,048	0:47,693 0:18,804 0:14,601 0:14,288
Runde 8		0:47,106 0:18,583 0:14,464 0:14,059	0:47,248 0:18,497 0:14,635 0:14,116	0:47,316 0:18,572 0:14,678 0:14,066	0:47,314 0:18,590 0:14,540 0:14,184
Runde 9		0:46,983 0:18,379 0:14,439 0:14,165	0:47,125 0:18,463 0:14,620 0:14,042	0:47,080 0:18,577 0:14,547 0:13,956	0:47,379 0:18,665 0:14,528 0:14,186
Runde 10			0:47,075 0:18,516 0:14,508 0:14,051	0:47,163 0:18,561 0:14,570 0:14,032	0:47,387 0:18,568 0:14,589 0:14,230
Runde 11			0:47,153 0:18,556 0:14,547 0:14,050	0:47,100 0:18,565 0:14,580 0:13,955	0:47,196 0:18,503 0:14,536 0:14,157
Runde 12			0:47,087 0:18,478 0:14,542 0:14,067		0:47,130 0:18,508 0:14,482 0:14,140





DEUTSCHE KART-MEISTERSCHAFT

Round 1: 12 - 14 / 04 / 2019

SOUTH GARDA - LONATO (ITA)






DMSB RegNr 97-19

free practice DKM (OK) Group 1 Group 1

Die schnellsten Zeiten

Ort	Nr. Fahrername	Zeit	Streckenkil.	Ø Speed
Ziel	20 Øgaard,Sebastian	0:46,264	1200 m	93,4 km/h
Sektion 1	2 Sasse,Hugo	0:18,261	531 m	104,7 km/h
Sektion 2	84 Traversonatto,Lorenzo	0:14,213	390 m	98,8 km/h
Sektion 3	20 Øgaard,Sebastian	0:13,753	279 m	73,0 km/h

	Smr.48 Kromer,Pablo DEU	Smr.31 Belhocine,Sebastian CZE	Smr.33 Fagone,Alessio CHE	Smr.50 Prácková,Sona CZE	
	RL-Competition.com	Sirmadel Motorsport	Innovate Competition	Sirmadel Motorsport	
	theoretisch mögliche Bestzeit 0:47,134	theoretisch mögliche Bestzeit 0:47,222	theoretisch mögliche Bestzeit 0:47,571	theoretisch mögliche Bestzeit 0:49,114	
best	Ziel Sektion 1 Sektion 2 Sektion 3 0:47,134 0:18,568 0:14,456 0:14,110	Ziel Sektion 1 Sektion 2 Sektion 3 0:47,258 0:18,589 0:14,508 0:14,125	Ziel Sektion 1 Sektion 2 Sektion 3 0:47,601 0:18,643 0:14,594 0:14,334	Ziel Sektion 1 Sektion 2 Sektion 3 0:49,258 0:19,211 0:15,449 0:14,454	Ziel Sektion 1 Sektion 2 Sektion 3
Runde 1	0:50,124 0:20,324 0:15,223 0:14,577	1:00,125 0:26,203 0:18,676 0:15,246	0:51,570 0:21,065 0:15,703 0:14,802	1:49,336 1:14,738 0:18,323 0:16,275	
Runde 2	0:48,043 0:18,941 0:14,901 0:14,201	0:49,262 0:19,499 0:15,245 0:14,518	0:49,609 0:19,554 0:15,453 0:14,602	0:52,664 0:21,299 0:16,302 0:15,063	
Runde 3	0:47,674 0:18,857 0:14,646 0:14,171	0:48,576 0:19,156 0:14,918 0:14,502	0:49,016 0:19,117 0:15,476 0:14,423	0:51,355 0:20,248 0:16,338 0:14,769	
Runde 4	0:48,031 0:18,745 0:14,743 0:14,543	0:48,047 0:18,699 0:15,108 0:14,240	0:48,061 0:18,805 0:14,798 0:14,458	0:51,438 0:19,838 0:16,319 0:15,281	
Runde 5	0:47,589 0:18,800 0:14,612 0:14,177	0:47,311 0:18,651 0:14,508 0:14,152	0:48,002 0:18,815 0:14,749 0:14,438	0:50,786 0:19,895 0:15,983 0:14,908	
Runde 6	0:47,394 0:18,626 0:14,585 0:14,183	0:47,398 0:18,612 0:14,576 0:14,210	0:47,905 0:18,851 0:14,667 0:14,387	0:51,894 0:19,799 0:16,919 0:15,176	
Runde 7	0:47,355 0:18,724 0:14,479 0:14,152	0:47,258 0:18,615 0:14,518 0:14,125	0:47,685 0:18,663 0:14,688 0:14,334	0:49,944 0:19,596 0:15,556 0:14,792	
Runde 8	0:47,134 0:18,568 0:14,456 0:14,110	0:47,550 0:18,834 0:14,567 0:14,149	0:47,601 0:18,643 0:14,594 0:14,364	0:49,892 0:19,882 0:15,556 0:14,454	
Runde 9	0:47,338 0:18,649 0:14,562 0:14,127	0:47,396 0:18,595 0:14,561 0:14,240	0:47,601 0:18,643 0:14,594 0:14,364	0:49,258 0:19,333 0:15,449 0:14,476	
Runde 10	0:47,727 0:18,635 0:14,954 0:14,138	0:47,437 0:18,589 0:14,640 0:14,208	0:47,601 0:18,643 0:14,594 0:14,364	0:49,630 0:19,211 0:15,648 0:14,771	
Runde 11	0:47,555 0:18,699 0:14,619 0:14,237				
Runde 12	0:47,747 0:18,772 0:14,703 0:14,272				