

DKM
DEUTSCHE KART-MEISTERSCHAFT

DMSB

**SOUTH
GARTIA
KARTING**

Ergebnisse Results

DJKM

INT. DMSB-KARTRENNEN

LONATO

12. - 14. April 2019

- Deutsche Kart-Meisterschaft (DKM)
- Deutsche Junioren-Kart-Meisterschaft (DJKM)
- Deutsche Schaltkart-Meisterschaft (DSKM)
- DMSB-Schaltkart-Cup (DSKC)

R 21 DJKM (OK-Junior) Race 2

Strecke / track: 1200m
 started: 30 classified: 30 not classified: 0 not started: 4

fastest Lap Luca LEISTRA at: 0:51,620

Pos	Str. Nr.	Fahrer / Driver	Nation	Bewerber/Sponsor	Nation	Lizenz / License	Chassis/Motor/Reifen	Points	Penalty	Runden / Laps	Gesamtzeit / Differenz	Abstand / Gap	beste Runde / best Lap	In R. / in L.	o Beschw. / u Speed	
1	146	DE HAAN, Robert	NLD	ENERGY CORSE S.R.L.	ITA	40204 295423	Energy / TM / Vega	25		17	15:32,543		0:52,318	15	78,8 km/h 82,6 km/h	
2	122	HO, Christian	SGP	Ricky Flynn Motorsport	GBR	0261/KT 162392	FA Victory R / Vortex / Vega	20		17	15:36,224 0:03,681	0:03,681	0:51,960	14	78,4 km/h 83,1 km/h	
3	144	KARLSSON, William	SWE	Nika International	SWE	200510185879 222	Exprit / Vortex / Vega	16		17	15:38,138 0:05,595	0:01,914	0:51,840	14	78,3 km/h 83,3 km/h	
4	132	LEISTRA, Luca	BEL	RS Schumacher Racing Team	DEU	909365 KBF1067587	IPK Praga / IAME / Vega	13	5 sec.	17	15:41,499 0:08,956	0:03,361	0:51,620	15	78 km/h 82,1 km/h	
5	106	BERGMEISTER, Jakob	DEU	Millennium Racing Team	DEU	IKC1156048 KBF 1095578	Tony Kart / Vortex / Vega	11		17	15:48,743	0:07,244	0:52,637	14	77,4 km/h 82,1 km/h	
6	159	MARS, Luca	USA	Ward racing	SWE	t.b.a. 102	Tony Kart / Vortex / Vega	*		17	15:48,751 0:16,208	0:00,008	0:52,595	14	77,4 km/h 82,1 km/h	
7	129	SCIONI, Enzo Riccardo	USA	Ward Racing	SWE	D11845 SK 19 JR-C 102	Tony Kart / Vortex / Vega	10		17	15:51,395 0:18,852	0:02,644	0:52,426	14	77,2 km/h 82,4 km/h	
8	160	VAN RUITEN, Dani	NLD	CRG Holland	NLD	40846 15521	CRG / TM / Vega	*	5 sec.	17	15:56,912 0:24,369	0:05,517	0:52,784	13	76,7 km/h 81,8 km/h	
9	150	GERMANSEN DAAE, Magnus	DNK	Hause Racing Team	DNK	50634 03427	Hause / IAME / Vega	*		17	16:02,522 0:29,979	0:05,610	0:53,633	14	76,3 km/h 80,5 km/h	
10	113	ANDRONACO, Vincent	DEU	Team Hemkemeyer	DEU	IKC1160869 KBF1079090	Intrepid / IAME / Vega	9		17	16:03,174 0:30,631	0:00,652	0:52,988	16	76,2 km/h 81,5 km/h	
11	139	RÉVÉSZ, Levente	HUN	KR MOTORSPT SRL	ITA	5746 436754	KR / Parilla / Vega	8		17	16:26,388 0:53,845	0:23,214	0:53,021	14	74,5 km/h 81,5 km/h	
12	108	RAUER, Fabio	DEU	RS Schumacher Racing Team	DEU	IKC1164921 KBF 1067587	Praga / IAME / Vega	7		16	15:37,649 1 R	1 R	0:55,852	13	73,7 km/h 77,7 km/h	
13	120	FELBERMAYR, Horst Felix	AUT	Solgat Motorsport	DEU	JK2178 KBF1079882	Ricciardo / TM / Vega	6	5 sec.	16	15:50,402 1 R	0:12,753	0:54,328	16	72,7 km/h 79,5 km/h	
14	118	TERKILDSEN, Magnus	DNK	HK Motorsport	DNK	58099 81330	Kart Republic / IAME / Vega	5		16	15:53,000 1 R	0:02,598	0:54,439	15	72,5 km/h 79,4 km/h	
15	125	JULIUS-BERNHART, Jannik	DEU	SRP Racing Team	DEU	IKC1136143 KBF1156791	Maranello / TM / Vega	4	15 sec.	16	16:05,604 1 R	0:12,604	0:55,194	15	71,6 km/h 78,3 km/h	
16	133	RINGDAHL, Neo	SWE	Bamberger Karttracing	DEU	200603285693 KBF1197896	Luxor / LKE / Vega	3		13	12:49,977 4 R	3 R	0:53,573	13	72,9 km/h 80,6 km/h	
17	136	PEDERSEN, Oscar	SWE	Bamberger Karttracing	DEU	200603168956 KBF1197896	Luxor / LKE / Vega	2		11	10:45,166 6 R	2 R	0:55,406	10	73,7 km/h 78 km/h	
18	109	PROBST, Kaden	NZL	Darren Probst	NZL	NZL 148 148E	Tony Kart / Vortex / Vega	1		11	11:10,362 6 R	0:25,196	0:57,512	8	70,9 km/h 75,1 km/h	
19	114	MAGNUSSSEN, Mickey	DNK	RS Competition	DNK	57430 36053	Tony Kart / Vortex / Vega	0		10	9:29,565 7 R	1 R	0:54,558	7	75,8 km/h 79,2 km/h	
20	174	DUCOFFRE, Paul	DEU	CRG Keijzer racing	NLD	IKA1183496 28613	CRG / TM / Vega	0		10	9:45,282 7 R	0:15,717	0:55,263	9	73,8 km/h 78,2 km/h	
21	153	HARALAMPIEV, Maksim	DEU	Maxim Racing Sport	DEU	IKC1169591 KBF1167038	Exprit / t.b.a. / Vega	*		9	8:54,938 8 R	1 R	0:56,301	9	72,7 km/h 76,7 km/h	
22	112	GRÖNDL, Torben	DEU	Team Hemkemeyer	DEU	IKC1174061 KBF1079090	Intrepid / IAME / Vega	0		9	9:25,625 8 R	0:30,687	1:00,752	5	68,7 km/h 71,1 km/h	
23	138	QUONDAMCARLO, Manuel	ITA	DR SRL	ITA	370486 296449	DR / Modena / Vega	0		8	8:26,863 9 R	1 R	0:59,109	4	68,2 km/h 73,1 km/h	
24	117	OLSEN, Elias	DNK	HK Motorsport	DNK	67563 81330	Kart Republic / IAME / Vega	0	10 sec.	6	5:58,705 11 R	2 R	0:55,507	5	72,3 km/h 77,8 km/h	
25	130	SKJELLERUP, Marcus	DNK	RS Competition	DNK	63503 36053	Tony Kart / Vortex / Vega	0		6	6:09,372 11 R	0:10,667	0:56,478	6	70,2 km/h 76,5 km/h	
26	140	WHARTON, James	AUS	Ricky Flynn Motorsport	GBR	162392 162392	FA Victory R / Vortex / Vega	0		3	2:52,902 14 R	3 R	0:55,399	3	75 km/h 78 km/h	
27	115	RIED, Lenny	DEU	Solgat Motorsport	DEU	IKC1173160 KBF1079882	Birel Art / TM / Vega	0		3	3:09,564 14 R	0:16,662	1:00,712	3	68,4 km/h 71,2 km/h	
28	137	BERGMAN, Calle	SWE	Ward Racing	SWE	200509023073 102	Tony Kart / Vortex / Vega	0		2	2:09,900 15 R	1 R	1:01,340	2	66,5 km/h 70,4 km/h	
29	158	ARSENEAU, Justin	CAN	Ward racing	SWE	t.b.a. 102	Tony Kart / Vortex / Vega	*		1	1:12,913 16 R	1 R	1:08,385	1	59,2 km/h 63,2 km/h	
30	119	TANGGAARD, Emil	DNK	HK Motorsport	DNK	66542 81330	Kart Republic / TM / Vega	0		0	0:02,996 17 R	1 R				
the following drivers did not start.																
DNS	175	GREGOR, Daniel	DEU	Junior TEAM75	DEU	IKC1168157 KBF1154079	Kart Republic / IAME / Vega									DNS
DNS	124	JAKOBSEN, Mathias Bjerre	DNK	TK Racing	DNK	74056 52208	FA Kart / TM / Vega									DNS
DNS	107	NAUDÉ, Toni Kayla	CHE	Innovate Competition	CHE	500287 500033	Exprit / IAME / Vega									DNS
DNS	154	SZTUKA, Kacper	POL	Ward Racing	SWE	04002 102	Tony Kart / Vortex / Vega									DNS

SiNr. 120,125,160,132 5 sec penalty Frontfaring
 SiNr. 117 10 sec penalty false start
 SiNr. 125 10 sec penalty

Rennleitung: Pasquale Lupoli Racedirektor: Horst Seidel
 Sportkommissare: Nikolas Spaderna / Ulrich Bell / Paola Acerbi
 Techn. Kommissare: Hans-Jürgen Dangers / M. Grasshoff / C. Schmidt
 Zeitnahme: KART-DATA timing service Franz Schieszler

Zeitnahme / timekeeping

control

 Franz Schieszler

freigegeben: 17:47:23






DEUTSCHE KART-MEISTERSCHAFT

Round 1: 12 - 14 / 04 / 2019

SOUTH GARDA - LONATO (ITA)

DMSB



DMSB RegNr 97-19

R 21 DJKM (OK-Junior) Race 2

Fahrername Driver	De Haan Robert	Ho Christian	Leistra Luca	Karlsson William	Bergmeister Jakob	Mars Luca	Scionti Enzo Riccardo	Van Ruiten Dani	Daas Magnus	Andronaco Vincent	Révész Levente	Rauer Fabio
schleunigste Runde	0:52,318 Rn. 15	0:51,960 Rn. 14	0:51,620 Rn. 15	0:51,840 Rn. 14	0:52,637 Rn. 14	0:52,595 Rn. 14	0:52,426 Rn. 14	0:52,784 Rn. 13	0:53,633 Rn. 14	0:52,988 Rn. 16	0:53,021 Rn. 14	0:55,852 Rn. 13
Speed	82,6 km/h	83,1 km/h	83,7 km/h	83,3 km/h	82,1 km/h	82,1 km/h	82,4 km/h	81,8 km/h	80,5 km/h	81,5 km/h	81,5 km/h	77,3 km/h
Lap 1	0:58,029	1:01,553	1:02,464	1:00,672	1:05,848	1:00,760	1:01,880	1:03,640	1:04,816	1:06,722	1:04,779	1:01,571
Lap 2	0:57,562	0:57,733	0:57,522	0:58,710	0:58,025	0:56,585	0:58,148	0:58,257	1:00,232	1:01,351	1:01,815	0:57,188
Lap 3	0:55,981	0:57,994	0:56,564	0:56,533	0:55,910	1:00,046	0:56,976	0:56,335	0:57,948	1:00,061	1:00,306	0:56,201
Lap 4	0:54,926	0:55,362	0:55,004	0:56,056	0:55,816	0:55,694	0:57,055	0:55,837	0:56,966	0:56,059	1:03,820	1:01,808
Lap 5	0:56,663	0:55,470	0:55,385	0:54,786	0:58,553	0:57,682	0:56,055	0:56,856	0:55,101	0:57,654	0:58,674	0:57,834
Lap 6	0:54,247	0:55,111	0:54,138	0:54,152	0:53,902	0:54,625	0:55,460	0:54,055	0:57,290	0:56,840	0:56,742	1:00,640
Lap 7	0:53,876	0:56,221	0:54,629	0:55,108	0:54,964	0:55,057	0:55,703	0:55,065	0:56,581	0:56,000	1:01,260	1:02,409
Lap 8	0:54,055	0:54,686	0:54,153	0:54,163	0:56,239	0:54,839	0:54,487	0:54,413	0:55,152	0:55,609	0:57,791	0:58,455
Lap 9	0:54,472	0:53,585	0:53,675	0:54,566	0:55,061	0:54,960	0:55,691	0:54,930	0:57,029	0:54,537	0:55,660	0:58,507
Lap 10	0:53,451	0:54,005	0:53,404	0:53,113	0:54,972	0:55,112	0:57,709	0:56,750	0:54,977	0:55,920	0:55,669	0:59,323
Lap 11	0:55,722	0:53,156	0:53,384	0:54,429	0:55,457	0:54,371	0:54,656	0:55,558	0:54,186	0:53,786	0:54,857	0:59,745
Lap 12	0:54,890	0:53,988	0:53,320	0:54,680	0:53,623	0:56,196	0:53,745	0:53,493	0:55,852	0:55,081	0:55,882	0:56,514
Lap 13	0:53,235	0:52,419	0:52,341	0:53,596	0:53,662	0:54,870	0:52,960	0:52,784	0:53,647	0:54,112	0:54,165	0:55,852
Lap 14	0:52,494	0:51,960	0:54,099	0:51,840	0:52,637	0:52,595	0:52,426	0:53,786	0:53,633	0:53,279	0:53,021	0:57,057
Lap 15	0:52,318	0:55,860	0:51,620	0:58,894	0:55,288	0:54,944	0:55,452	0:57,100	0:54,149	0:53,091	0:56,886	0:56,078
Lap 16	0:56,360	0:53,130	1:00,133	0:52,491	0:53,922	0:55,444	0:54,217	0:53,086	0:55,880	0:52,988	0:54,204	0:56,576
Lap 17	0:53,172	0:52,623	0:53,192	0:52,620	0:53,594	0:52,945	0:57,035	0:56,084	0:53,707	0:55,161	0:55,117	






DEUTSCHE KART-MEISTERSCHAFT

Round 1: 12 - 14 / 04 / 2019

SOUTH GARDA - LONATO (ITA)

DMSB

DMSB RegNr 97-19

R 21 DJKM (OK-Junior) Race 2

Fahrername Driver	Felbermayr Horst Felix	Julius-Bernhart Jannik	Terkildsen Magnus	Ringdahl Neo	Pedersen Oscar	Probst Kaden	Magnussen Mickey	Ducoffre Paul	Haralampiev Maksim	Gröndahl Torben	Quondamcarlo Manuel	Olsen Elias
schnellste Runde in Runde	0:54,328 Rn. 16	0:55,194 Rn. 15	0:54,439 Rn. 15	0:53,573 Rn. 13	0:55,406 Rn. 10	0:57,512 Rn. 8	0:54,558 Rn. 7	0:55,263 Rn. 9	0:56,301 Rn. 9	1:00,752 Rn. 5	0:59,109 Rn. 4	0:55,507 Rn. 5
Speed	79,5 km/h	78,3 km/h	79,4 km/h	80,6 km/h	78,0 km/h	75,1 km/h	79,2 km/h	78,2 km/h	76,7 km/h	71,1 km/h	73,1 km/h	77,8 km/h
Lap 1	1:06,284	1:05,348	1:03,322	1:05,501	1:02,705	1:05,806	1:02,533	1:04,738	1:02,907	1:04,494	1:03,651	1:02,462
Lap 2	1:01,778	1:00,255	1:00,316	1:00,886	0:58,867	1:03,573	0:57,203	1:01,047	1:00,239	1:01,486	1:03,421	0:58,237
Lap 3	1:01,479	1:02,166	1:01,115	1:02,834	1:00,085	1:01,073	0:57,684	0:57,910	0:57,744	1:02,342	1:05,345	0:57,531
Lap 4	0:58,327	1:02,505	0:59,397	1:00,286	0:56,293	1:01,670	0:58,092	0:56,824	1:00,625	1:04,013	0:59,109	0:56,825
Lap 5	1:03,102	1:00,942	0:58,790	0:57,929	0:58,933	1:00,176	0:55,522	0:58,542	0:58,915	1:00,752	1:01,149	0:55,507
Lap 6	0:57,705	0:58,809	1:01,190	0:57,367	0:57,097	0:59,587	0:55,414	0:57,162	0:57,019	1:01,508	1:03,536	0:55,624
Lap 7	1:00,666	1:00,412	0:59,471	1:02,454	0:58,715	0:58,961	0:54,558	0:57,090	1:00,677	1:01,934	1:01,854	
Lap 8	0:59,627	0:57,637	0:59,551	0:57,488	0:57,744	0:57,512	0:54,617	0:56,078	0:57,180	1:03,347	1:04,629	
Lap 9	0:57,842	0:58,447	0:59,337	0:58,475	0:59,865	0:57,657	0:56,687	0:55,263	0:56,301	1:02,120		
Lap 10	0:58,851	0:59,513	0:59,687	0:56,735	0:55,406	0:58,462	0:55,152	0:55,603				
Lap 11	0:59,710	0:57,460	0:59,987	0:56,022	0:57,065	1:01,175						
Lap 12	0:56,063	1:00,678	0:56,537	0:54,323								
Lap 13	0:54,442	0:55,686	1:00,041	0:53,573								
Lap 14	0:56,293	0:55,613	1:00,206									
Lap 15	0:55,131	0:55,194	0:54,439									
Lap 16	0:54,328	0:55,725	0:56,248									
Lap 17												






DEUTSCHE KART-MEISTERSCHAFT

Round 1: 12 - 14 / 04 / 2019

SOUTH GARDA - LONATO (ITA)



DMSB



DMSB RegNr 97-19

R 21 DJKM (OK-Junior) Race 2


Fahrername Driver	Skjellerup Marcus	Wharton James	Ried Lenny	Bergman Calle	Arseneau Justin	Tanggaard Emil
schnellste Runde in Runde	0:56,478 Rn. 6	0:55,399 Rn. 3	1:00,712 Rn. 3	1:01,340 Rn. 2	1:08,385 Rn. 1	
Speed	76,5 km/h	78,0 km/h	71,2 km/h	70,4 km/h	63,2 km/h	
Lap 1	1:05,506	0:59,663	1:03,892	1:04,073	1:08,385	
Lap 2	1:01,778	0:56,722	1:02,259	1:01,340		
Lap 3	1:00,368	0:55,399	1:00,712			
Lap 4	1:00,831					
Lap 5	0:58,467					
Lap 6	0:56,478					
Lap 7						
Lap 8						
Lap 9						
Lap 10						
Lap 11						
Lap 12						
Lap 13						
Lap 14						
Lap 15						
Lap 16						
Lap 17						


DEUTSCHE KART-MEISTERSCHAFT

Round 1: 12 - 14 / 04 / 2019

SOUTH GARDA - LONATO (ITA)



DMSB



DMSB RegNr: 97-19

R 21 DJKM (OK-Junior) Race 2

Ziel		Sektion 1		Sektion 2		Sektion 3	
Fahrername	Zeit	Fahrername	Zeit	Fahrername	Zeit	Fahrername	Zeit
1 132 Leistra, Luca	0:51,620	144 Karlsson, William	0:20,272	122 Ho, Christian	0:15,595	132 Leistra, Luca	0:15,546
2 144 Karlsson, William	0:51,840	132 Leistra, Luca	0:20,275	132 Leistra, Luca	0:15,599	150 Germansen Daae, Magnu	0:15,658
3 122 Ho, Christian	0:51,960	129 Scionti, Enzo Riccardo	0:20,312	144 Karlsson, William	0:15,801	144 Karlsson, William	0:15,681
4 146 De Haan, Robert	0:52,318	106 Bergmeister, Jakob	0:20,342	133 Ringdahl, Neo	0:15,892	159 Mars, Luca	0:15,777
5 129 Scionti, Enzo Riccardo	0:52,426	122 Ho, Christian	0:20,364	146 De Haan, Robert	0:15,916	113 Andronaco, Vincent	0:15,862
6 159 Mars, Luca	0:52,595	146 De Haan, Robert	0:20,388	106 Bergmeister, Jakob	0:16,038	139 Révész, Levente	0:15,891
7 106 Bergmeister, Jakob	0:52,637	160 Van Ruiten, Dani	0:20,463	160 Van Ruiten, Dani	0:16,072	122 Ho, Christian	0:15,898
8 160 Van Ruiten, Dani	0:52,784	159 Mars, Luca	0:20,657	113 Andronaco, Vincent	0:16,096	129 Scionti, Enzo Riccardo	0:15,915
9 113 Andronaco, Vincent	0:52,988	150 Germansen Daae, Magnu	0:20,686	159 Mars, Luca	0:16,103	146 De Haan, Robert	0:15,980
10 139 Révész, Levente	0:53,021	113 Andronaco, Vincent	0:20,812	139 Révész, Levente	0:16,173	106 Bergmeister, Jakob	0:15,994
11 133 Ringdahl, Neo	0:53,573	139 Révész, Levente	0:20,957	129 Scionti, Enzo Riccardo	0:16,199	160 Van Ruiten, Dani	0:16,055
12 150 Germansen Daae, Magnu	0:53,633	125 Julius-Bernhart, Jannik	0:21,037	136 Pedersen, Oscar	0:16,250	174 Ducoffre, Paul	0:16,192
13 120 Felbermayr, Horst Felix	0:54,328	133 Ringdahl, Neo	0:21,079	120 Felbermayr, Horst Felix	0:16,266	133 Ringdahl, Neo	0:16,365
14 118 Terkildsen, Magnus	0:54,439	120 Felbermayr, Horst Felix	0:21,088	150 Germansen Daae, Magnu	0:16,349	118 Terkildsen, Magnus	0:16,397
15 114 Magnussen, Mickey	0:54,558	114 Magnussen, Mickey	0:21,180	140 Wharton, James	0:16,450	114 Magnussen, Mickey	0:16,399
16 125 Julius-Bernhart, Jannik	0:55,194	117 Olsen, Elias	0:21,309	118 Terkildsen, Magnus	0:16,582	125 Julius-Bernhart, Jannik	0:16,474
17 174 Ducoffre, Paul	0:55,263	118 Terkildsen, Magnus	0:21,390	108 Rauer, Fabio	0:16,625	108 Rauer, Fabio	0:16,485
18 140 Wharton, James	0:55,399	130 Skjellerup, Marcus	0:21,410	114 Magnussen, Mickey	0:16,681	120 Felbermayr, Horst Felix	0:16,503
19 136 Pedersen, Oscar	0:55,406	174 Ducoffre, Paul	0:21,680	174 Ducoffre, Paul	0:16,914	153 Haralampiev, Maksim	0:16,634
20 117 Olsen, Elias	0:55,507	108 Rauer, Fabio	0:21,713	130 Skjellerup, Marcus	0:16,918	136 Pedersen, Oscar	0:16,753
21 108 Rauer, Fabio	0:55,852	140 Wharton, James	0:21,730	125 Julius-Bernhart, Jannik	0:16,919	115 Ried, Lenny	0:16,971
22 153 Haralampiev, Maksim	0:56,301	153 Haralampiev, Maksim	0:21,832	117 Olsen, Elias	0:16,936	117 Olsen, Elias	0:17,022
23 130 Skjellerup, Marcus	0:56,478	136 Pedersen, Oscar	0:22,016	153 Haralampiev, Maksim	0:17,190	109 Probst, Kaden	0:17,163
24 109 Probst, Kaden	0:57,512	109 Probst, Kaden	0:22,408	112 Gröndahl, Torben	0:17,436	140 Wharton, James	0:17,219
25 138 Quondamcarlo, Manuel	0:59,109	138 Quondamcarlo, Manuel	0:22,950	109 Probst, Kaden	0:17,668	130 Skjellerup, Marcus	0:17,413
26 115 Ried, Lenny	1:00,712	158 Arseneau, Justin	0:23,436	138 Quondamcarlo, Manuel	0:17,811	138 Quondamcarlo, Manuel	0:17,860
27 112 Gröndahl, Torben	1:00,752	137 Bergman, Calle	0:23,481	115 Ried, Lenny	0:18,007	112 Gröndahl, Torben	0:18,073
28 137 Bergman, Calle	1:01,340	112 Gröndahl, Torben	0:23,799	137 Bergman, Calle	0:18,576	137 Bergman, Calle	0:19,183
29 158 Arseneau, Justin	1:08,385	119 Tanggaard, Emil	0:24,823	158 Arseneau, Justin	0:20,134	158 Arseneau, Justin	0:20,792
30 119 Tanggaard, Emil		115 Ried, Lenny	0:25,337	119 Tanggaard, Emil		119 Tanggaard, Emil	





DEUTSCHE KART-MEISTERSCHAFT

Round 1: 12 - 14 / 04 / 2019

SOUTH GARDA - LONATO (ITA)





DMSB RegNr 97-19

R 21 DJKM (OK-Junior) Race 2

Die schnellsten Zeiten

Ort	Nr. Fahrername	Zeit	Streckenl.	Ø Speed
Ziel	132 Leistra, Luca	0:51,620	1200 m	83,7 km/h
Sektion 1	144 Karlsson, William	0:20,272	531 m	94,3 km/h
Sektion 2	122 Ho, Christian	0:15,995	390 m	90,0 km/h
Sektion 3	132 Leistra, Luca	0:15,546	279 m	64,6 km/h

	Smr.146 De Haan, Robert NLD ENERGY CORSE S.R.L.		Smr.122 Ho, Christian SGP Ricky Flynn Motorsport		Smr.132 Leistra, Luca BEL RS Schumacher Racing Team		Smr.144 Karlsson, William SWE Nika International		Smr.106 Bergmeister, Jakob DEU Millennium Racing Team	
	theoretisch mögliche Bestzeit	Ziel	theoretisch mögliche Bestzeit	Ziel	theoretisch mögliche Bestzeit	Ziel	theoretisch mögliche Bestzeit	Ziel	theoretisch mögliche Bestzeit	Ziel
best	0:52,318	0:20,388	0:15,916	0:15,980	0:51,960	0:20,364	0:15,599	0:15,546	0:52,637	0:20,342
Runde 1	0:58,029	0:22,312	0:17,255	0:18,462	1:01,553	0:24,679	0:17,650	0:19,224	1:05,848	0:27,535
Runde 2	0:57,562	0:22,144	0:17,779	0:17,639	0:57,733	0:22,260	0:16,873	0:18,600	0:58,025	0:21,853
Runde 3	0:55,981	0:21,731	0:16,741	0:17,509	0:57,994	0:21,885	0:16,945	0:19,164	0:55,910	0:21,543
Runde 4	0:54,926	0:21,340	0:16,858	0:16,728	0:55,362	0:21,663	0:16,689	0:17,010	0:55,816	0:21,368
Runde 5	0:56,663	0:22,845	0:17,010	0:16,808	0:55,470	0:21,461	0:16,667	0:17,342	0:58,553	0:23,460
Runde 6	0:54,247	0:21,401	0:16,618	0:16,228	0:55,111	0:21,190	0:16,257	0:17,664	0:53,902	0:21,157
Runde 7	0:53,876	0:21,109	0:16,594	0:16,173	0:56,221	0:22,350	0:16,522	0:17,349	0:54,964	0:21,118
Runde 8	0:54,055	0:21,398	0:16,599	0:16,058	0:54,686	0:21,469	0:16,449	0:16,768	0:56,239	0:21,150
Runde 9	0:54,472	0:21,280	0:16,947	0:16,245	0:53,585	0:20,984	0:16,065	0:16,536	0:55,061	0:21,239
Runde 10	0:53,451	0:21,028	0:16,299	0:16,124	0:54,005	0:21,154	0:16,017	0:16,834	0:54,972	0:20,891
Runde 11	0:55,722	0:20,977	0:16,875	0:17,870	0:53,156	0:20,709	0:15,817	0:16,630	0:55,457	0:22,234
Runde 12	0:54,890	0:21,920	0:16,721	0:16,249	0:53,988	0:20,667	0:16,083	0:17,238	0:53,623	0:20,986
Runde 13	0:53,235	0:21,105	0:15,970	0:16,160	0:52,419	0:20,415	0:15,709	0:16,295	0:53,662	0:20,545
Runde 14	0:52,494	0:20,474	0:15,987	0:16,033	0:51,960	0:20,364	0:15,595	0:16,001	0:52,637	0:20,605
Runde 15	0:52,318	0:20,388	0:15,916	0:16,014	0:55,860	0:21,643	0:16,291	0:17,926	0:55,288	0:20,551
Runde 16	0:56,360	0:23,616	0:16,528	0:16,216	0:53,130	0:20,954	0:16,237	0:15,939	0:53,922	0:20,342
Runde 17	0:53,172	0:20,989	0:16,203	0:15,980	0:52,623	0:20,658	0:16,067	0:15,898	0:53,594	0:20,780








DEUTSCHE KART-MEISTERSCHAFT

Round 1: 12 - 14 / 04 / 2019

SOUTH GARDA - LONATO (ITA)




DMSB RegNr 97-19

R 21 DJKM (OK-Junior) Race 2

Die schnellsten Zeiten

Ort	Nr. Fahrername	Zeit	Streckenl.	ø Speed
Ziel	132 Leistra, Luca	0:51,620	1200 m	83,7 km/h
Sektion 1	144 Karlsson, William	0:20,272	531 m	94,3 km/h
Sektion 2	122 Ho, Christian	0:15,595	390 m	90,0 km/h
Sektion 3	132 Leistra, Luca	0:15,546	279 m	64,6 km/h

	Snr.159 Mars, Luca USA Ward racing			Snr.129 Sciolti, Enzo Riccardo USA Ward Racing			Snr.160 Van Ruiten, Dani NLD CRG Holland			Snr.150 Germansen Daee, Magnus DNK Haase Racing Team			Snr.113 Andronaco, Vincent DEU Team Hemkeneyer		
	theoretisch mögliche Bestzeit	Ziel	Bestzeit	theoretisch mögliche Bestzeit	Ziel	Bestzeit	theoretisch mögliche Bestzeit	Ziel	Bestzeit	theoretisch mögliche Bestzeit	Ziel	Bestzeit	theoretisch mögliche Bestzeit	Ziel	Bestzeit
best	0:52,595	0:20,657	0:16,103	0:52,426	0:20,312	0:16,199	0:52,784	0:20,463	0:16,072	0:52,633	0:20,686	0:16,349	0:52,988	0:20,812	0:16,096
Runde 1	1:00,760	0:23,202	0:17,973	1:01,880	0:23,079	0:18,138	1:03,640	0:25,055	0:19,302	1:04,816	0:25,064	0:19,934	1:06,722	0:25,908	0:20,793
Runde 2	0:56,585	0:21,712	0:17,276	0:58,148	0:22,257	0:17,853	0:58,257	0:22,120	0:18,223	1:00,232	0:23,331	0:18,388	1:01,351	0:23,077	0:19,248
Runde 3	1:00,046	0:23,787	0:18,496	0:56,976	0:21,940	0:17,171	0:56,335	0:21,511	0:17,523	0:57,948	0:22,652	0:17,404	1:00,061	0:22,608	0:19,515
Runde 4	0:55,694	0:21,600	0:17,030	0:57,055	0:22,026	0:18,309	0:55,837	0:21,420	0:17,400	0:56,966	0:22,078	0:17,599	0:56,059	0:22,274	0:17,144
Runde 5	0:57,682	0:22,500	0:17,312	0:56,055	0:21,705	0:17,302	0:56,856	0:22,415	0:17,508	0:55,101	0:21,557	0:16,847	0:57,654	0:22,223	0:17,054
Runde 6	0:54,625	0:21,357	0:16,597	0:55,460	0:21,205	0:16,957	0:54,055	0:21,080	0:16,580	0:57,290	0:21,387	0:17,334	0:56,840	0:22,039	0:16,733
Runde 7	0:55,057	0:21,336	0:17,142	0:55,703	0:21,512	0:17,278	0:55,065	0:21,307	0:17,171	0:56,581	0:22,702	0:17,053	0:56,000	0:21,702	0:17,776
Runde 8	0:54,839	0:21,246	0:16,761	0:54,487	0:21,180	0:16,630	0:54,413	0:21,177	0:16,839	0:55,152	0:21,857	0:16,833	0:55,609	0:22,336	0:17,007
Runde 9	0:54,960	0:21,617	0:16,806	0:55,691	0:21,476	0:17,067	0:54,930	0:21,846	0:16,845	0:57,029	0:21,335	0:18,011	0:54,537	0:21,548	0:16,553
Runde 10	0:55,112	0:21,234	0:16,623	0:57,709	0:23,176	0:17,436	0:56,750	0:22,555	0:17,513	0:54,977	0:21,870	0:16,802	0:55,920	0:22,860	0:16,738
Runde 11	0:54,371	0:21,086	0:16,731	0:54,656	0:20,930	0:16,347	0:55,558	0:22,498	0:16,688	0:54,186	0:20,991	0:16,778	0:53,786	0:21,473	0:16,344
Runde 12	0:56,196	0:22,612	0:17,117	0:53,745	0:21,301	0:16,415	0:53,493	0:20,844	0:16,504	0:55,852	0:20,958	0:16,909	0:55,081	0:21,227	0:16,241
Runde 13	0:54,870	0:22,187	0:16,608	0:52,960	0:20,608	0:16,282	0:52,784	0:20,643	0:16,086	0:53,647	0:20,869	0:16,491	0:54,112	0:21,398	0:16,327
Runde 14	0:52,595	0:20,715	0:16,103	0:52,426	0:20,312	0:16,199	0:53,786	0:20,463	0:16,072	0:53,633	0:21,100	0:16,800	0:53,279	0:21,213	0:16,096
Runde 15	0:54,944	0:20,657	0:17,041	0:55,452	0:20,937	0:17,420	0:57,100	0:20,767	0:17,123	0:54,149	0:21,820	0:16,464	0:53,091	0:20,997	0:16,143
Runde 16	0:55,444	0:20,810	0:16,794	0:54,217	0:20,846	0:16,835	0:53,086	0:20,502	0:16,307	0:55,880	0:21,756	0:18,466	0:52,988	0:20,831	0:16,295
Runde 17	0:52,945	0:20,935	0:16,184	0:57,035	0:23,415	0:16,665	0:56,084	0:21,579	0:16,925	0:53,707	0:20,686	0:16,349	0:55,161	0:20,812	0:16,123








DEUTSCHE KART-MEISTERSCHAFT

Round 1: 12 - 14 / 04 / 2019

SOUTH GARDA - LONATO (ITA)

DMSB RegNr 97-19

R 21 DJKM (OK-Junior) Race 2

Die schnellsten Zeiten

Ort	Nr. Fahrername	Zeit	Streckenl.	ø Speed
Ziel	132 Leistra, Luca	0:51,620	1200 m	83,7 km/h
Sektion 1	144 Karlsson, William	0:20,272	531 m	94,3 km/h
Sektion 2	122 Ho, Christian	0:15,595	390 m	90,0 km/h
Sektion 3	132 Leistra, Luca	0:15,546	279 m	64,6 km/h

	Snr.139 Révész,Levente HUN		Snr.108 Rauer,Fabio DEU		Snr.120 Felbermayr,Horst Felix AUT		Snr.125 Julius-Bernhart,Janmik DEU		Snr.118 Terkildsen,Magnus DNK			
	theoretisch mögliche Bestzeit	Ziel	theoretisch mögliche Bestzeit	Ziel	theoretisch mögliche Bestzeit	Ziel	theoretisch mögliche Bestzeit	Ziel	theoretisch mögliche Bestzeit	Ziel		
best	0:53,021	0:20,957	0:16,173	0:15,891	0:53,021	0:20,957	0:16,173	0:15,891	0:54,439	0:21,390	0:16,582	0:16,397
Runde 1	1:04,779	0:25,199	0:20,148	0:19,432	1:01,571	0:23,200	0:18,042	0:20,329	1:03,322	0:25,178	0:19,109	0:19,035
Runde 2	1:01,815	0:23,501	0:19,818	0:18,496	0:57,188	0:22,030	0:16,788	0:18,370	1:00,316	0:23,928	0:18,208	0:18,180
Runde 3	1:00,306	0:23,098	0:19,436	0:17,772	0:56,201	0:22,185	0:16,645	0:17,371	1:01,115	0:25,468	0:17,800	0:17,847
Runde 4	1:03,820	0:24,480	0:19,566	0:19,774	1:01,808	0:27,177	0:17,622	0:17,009	1:02,505	0:23,692	0:17,893	0:17,812
Runde 5	0:58,674	0:23,041	0:18,116	0:17,517	0:57,834	0:23,227	0:16,936	0:17,671	1:00,942	0:22,242	0:18,012	0:18,536
Runde 6	0:56,742	0:21,996	0:17,597	0:17,149	1:00,640	0:25,433	0:16,987	0:18,220	0:58,809	0:24,825	0:18,157	0:18,208
Runde 7	1:01,260	0:25,577	0:18,213	0:17,470	1:02,409	0:26,879	0:17,579	0:17,951	1:00,412	0:23,910	0:18,469	0:17,092
Runde 8	0:57,791	0:22,705	0:17,742	0:17,344	0:58,455	0:22,803	0:16,844	0:18,808	0:57,637	0:22,543	0:18,103	0:17,374
Runde 9	0:55,660	0:22,091	0:17,136	0:16,433	0:58,507	0:23,283	0:17,267	0:17,957	0:58,447	0:22,046	0:17,885	0:17,601
Runde 10	0:55,669	0:21,923	0:17,355	0:16,391	0:59,323	0:23,159	0:17,904	0:18,260	0:59,513	0:22,973	0:17,708	0:18,573
Runde 11	0:54,857	0:21,502	0:16,710	0:16,645	0:59,745	0:24,817	0:17,363	0:17,565	0:57,460	0:22,317	0:18,295	0:17,199
Runde 12	0:55,882	0:21,043	0:16,660	0:16,179	0:56,514	0:21,713	0:16,865	0:17,936	1:00,678	0:22,241	0:17,173	0:16,967
Runde 13	0:54,165	0:21,341	0:16,467	0:16,357	0:55,852	0:22,742	0:16,625	0:16,485	0:55,686	0:21,416	0:17,527	0:16,879
Runde 14	0:53,021	0:20,957	0:16,173	0:15,891	0:57,057	0:22,289	0:16,648	0:18,120	0:55,613	0:21,217	0:17,504	0:16,892
Runde 15	0:56,886	0:23,026	0:17,306	0:16,554	0:56,078	0:21,972	0:16,858	0:17,248	0:55,194	0:21,087	0:16,919	0:17,238
Runde 16	0:54,204	0:21,059	0:16,672	0:16,473	0:56,576	0:23,056	0:16,690	0:16,830	0:55,725	0:22,296	0:16,955	0:16,582
Runde 17	0:55,117	0:21,396	0:16,807	0:16,914	0:54,328	0:21,141	0:16,684	0:16,503	0:55,725	0:22,296	0:16,955	0:16,582





DEUTSCHE KART-MEISTERSCHAFT

Round 1: 12 - 14 / 04 / 2019

SOUTH GARDA - LONATO (ITA)



DMSB RegNr 97-19

R 21 DJKM (OK-Junior) Race 2

Die schnellsten Zeiten

Ort	Nr. Fahrername	Zeit	Streckenl.	Ø Speed
Ziel	132 Leistra, Luca	0:51,620	1200 m	83,7 km/h
Sektion 1	144 Karlsson, William	0:20,272	531 m	94,3 km/h
Sektion 2	122 Ho, Christian	0:15,595	390 m	90,0 km/h
Sektion 3	132 Leistra, Luca	0:15,546	279 m	64,6 km/h

	Stmr. 133 Ringdahl, Neo SWE	Stmr. 136 Pedersen, Oscar SWE	Stmr. 109 Probst, Kaden NZL	Stmr. 114 Magnussen, Mickey DNK	Stmr. 174 Ducoffre, Paul DEU
	Bamberger Karttracing	Bamberger Karttracing	Darren Probst	RS Competition	CRG Keizer racing
	theoretisch mögliche Bestzeit 0:53,336	theoretisch mögliche Bestzeit 0:55,019	theoretisch mögliche Bestzeit 0:57,239	theoretisch mögliche Bestzeit 0:54,260	theoretisch mögliche Bestzeit 0:54,786
best	Ziel Sektion 1 Sektion 2 Sektion 3	Ziel Sektion 1 Sektion 2 Sektion 3	Ziel Sektion 1 Sektion 2 Sektion 3	Ziel Sektion 1 Sektion 2 Sektion 3	Ziel Sektion 1 Sektion 2 Sektion 3
	0:53,573 0:21,079 0:15,892 0:16,365	0:55,406 0:22,016 0:16,250 0:16,753	0:57,512 0:22,408 0:17,668 0:17,163	0:54,558 0:21,180 0:16,681 0:16,399	0:55,263 0:21,680 0:16,914 0:16,192
Runde 1	1:05,501 0:25,479 0:20,117 0:19,905	1:02,705 0:23,959 0:18,950 0:19,796	1:05,806 0:25,243 0:21,298 0:19,265	1:02,538 0:23,490 0:18,765 0:20,278	1:04,738 0:25,390 0:19,677 0:19,671
Runde 2	1:00,886 0:22,920 0:19,490 0:18,476	0:58,867 0:23,388 0:17,238 0:18,241	1:03,573 0:24,273 0:19,707 0:19,593	0:57,203 0:21,820 0:17,570 0:17,813	1:01,047 0:23,926 0:19,336 0:17,785
Runde 3	1:02,834 0:26,579 0:18,354 0:17,901	1:00,085 0:25,262 0:17,549 0:17,274	1:01,073 0:23,749 0:18,853 0:18,471	0:57,684 0:22,552 0:17,438 0:17,694	0:57,910 0:23,084 0:18,093 0:16,733
Runde 4	1:00,286 0:23,808 0:18,279 0:18,199	0:56,293 0:22,322 0:16,963 0:17,008	1:01,670 0:22,943 0:19,186 0:19,541	0:58,092 0:21,827 0:17,619 0:18,646	0:56,824 0:22,143 0:17,884 0:16,797
Runde 5	0:57,929 0:22,014 0:18,100 0:17,815	0:58,933 0:24,324 0:16,984 0:17,625	1:00,176 0:23,022 0:18,758 0:18,396	0:55,522 0:21,458 0:17,227 0:16,837	0:58,542 0:23,813 0:17,794 0:16,935
Runde 6	0:57,367 0:22,933 0:17,262 0:17,172	0:57,097 0:22,375 0:16,701 0:18,021	0:59,587 0:23,771 0:18,170 0:17,646	0:55,414 0:21,629 0:16,934 0:16,851	0:57,162 0:21,680 0:18,118 0:17,364
Runde 7	1:02,454 0:23,698 0:21,555 0:17,201	0:58,715 0:23,321 0:17,095 0:18,299	0:58,961 0:23,556 0:18,012 0:17,393	0:54,558 0:21,180 0:16,684 0:16,694	0:57,090 0:22,068 0:17,249 0:17,773
Runde 8	0:57,488 0:22,857 0:17,415 0:17,216	0:57,744 0:22,642 0:16,477 0:18,625	0:57,512 0:22,586 0:17,763 0:17,163	0:54,617 0:21,328 0:16,681 0:16,608	0:56,078 0:22,116 0:17,029 0:16,933
Runde 9	0:58,475 0:24,045 0:17,494 0:16,936	0:59,865 0:22,226 0:19,568 0:18,071	0:57,657 0:22,408 0:17,668 0:17,581	0:56,687 0:21,353 0:17,223 0:18,111	0:55,263 0:21,729 0:16,914 0:16,620
Runde 10	0:56,735 0:23,130 0:16,838 0:16,767	0:55,406 0:22,016 0:16,618 0:16,772	0:58,462 0:22,984 0:18,226 0:17,252	0:55,152 0:21,356 0:17,397 0:16,399	0:55,603 0:21,891 0:17,520 0:16,192
Runde 11	0:56,022 0:22,079 0:16,586 0:17,357	0:57,065 0:23,567 0:16,745 0:16,753	1:01,175 0:22,673 0:20,856 0:17,646		
Runde 12	0:54,323 0:21,309 0:16,649 0:16,365	0:23,427 0:16,250			
Runde 13	0:53,573 0:21,079 0:15,892 0:16,602				
Runde 14					








DEUTSCHE KART-MEISTERSCHAFT

Round 1: 12 - 14 / 04 / 2019

SOUTH GARDA - LONATO (ITA)

DMSB RegNr 97-19

R 21 DJKM (OK-Junior) Race 2

Die schnellsten Zeiten

Ort	Nr. Fahrername	Zeit	Streckenl.	Ø Speed
Ziel	132 Leistra, Luca	0:51,620	1200 m	83,7 km/h
Sektion 1	144 Karlsson, William	0:20,272	531 m	94,3 km/h
Sektion 2	122 Ho, Christian	0:15,595	390 m	90,0 km/h
Sektion 3	132 Leistra, Luca	0:15,546	279 m	64,6 km/h

	Stnr. 153 Haraldampiev, Maksim DEU Maxim Racing Sport theoretisch mögliche Bestzeit 0:55,656	Stnr. 112 Gründahl, Torben DEU Team Hemkemeyer theoretisch mögliche Bestzeit 0:59,248	Stnr. 138 Quondamcarlo, Manuel ITA DR SRL theoretisch mögliche Bestzeit 0:58,621	Stnr. 117 Olsen, Elias DNK HK Motorsport theoretisch mögliche Bestzeit 0:55,267	Stnr. 130 Skjellerup, Marcus DNK RS Competition theoretisch mögliche Bestzeit 0:55,741
best	Ziel 0:56,301 0:21,832 0:17,190 0:16,634	Ziel 1:00,752 0:23,739 0:17,436 0:18,073	Ziel 0:59,109 0:22,950 0:17,811 0:17,860	Ziel 0:55,507 0:21,309 0:16,936 0:17,022	Ziel 0:56,478 0:21,410 0:16,918 0:17,413
Runde 1	1:02,907 0:25,120 0:18,984 0:18,803	1:04,494 0:25,147 0:19,147 0:20,200	1:03,651 0:25,136 0:19,381 0:19,134	1:02,462 0:24,303 0:18,226 0:19,933	1:05,506 0:25,380 0:20,043 0:20,083
Runde 2	1:00,239 0:22,628 0:19,705 0:17,906	1:01,486 0:23,997 0:19,416 0:18,073	1:03,421 0:24,453 0:20,290 0:18,678	0:58,237 0:22,298 0:17,625 0:18,314	1:01,778 0:22,743 0:20,309 0:18,726
Runde 3	0:57,744 0:22,337 0:17,626 0:17,781	1:02,342 0:24,566 0:18,308 0:19,468	1:05,345 0:27,559 0:18,534 0:19,252	0:57,531 0:21,944 0:17,785 0:17,802	1:00,368 0:24,732 0:18,223 0:17,413
Runde 4	1:00,625 0:24,805 0:18,213 0:17,607	1:04,013 0:25,824 0:19,227 0:18,962	0:59,109 0:22,950 0:18,202 0:17,957	0:56,825 0:21,484 0:17,548 0:17,793	1:00,831 0:23,202 0:19,612 0:18,017
Runde 5	0:58,915 0:23,554 0:17,842 0:17,519	1:00,752 0:23,739 0:18,416 0:18,597	1:01,149 0:25,377 0:17,912 0:17,860	0:55,507 0:21,309 0:17,176 0:17,022	0:58,467 0:22,295 0:17,766 0:18,406
Runde 6	0:57,019 0:21,832 0:18,085 0:17,102	1:01,508 0:23,908 0:17,753 0:19,847	1:03,536 0:25,035 0:18,959 0:19,542	0:55,624 0:21,440 0:16,936 0:17,248	0:56,478 0:21,410 0:16,918 0:18,150
Runde 7	1:00,677 0:23,985 0:18,269 0:18,423	1:01,934 0:25,001 0:18,738 0:18,195	1:01,854 0:25,187 0:17,811 0:18,856	0:22,254	
Runde 8	0:57,180 0:22,884 0:17,662 0:16,634	1:03,347 0:24,189 0:18,821 0:20,337	1:04,629 0:24,784 0:19,422 0:20,423		
Runde 9	0:56,301 0:21,945 0:17,190 0:17,166	1:02,120 0:24,260 0:17,436 0:20,424			
Runde 10					






DEUTSCHE KART-MEISTERSCHAFT

Round 1: 12 - 14 / 04 / 2019

SOUTH GARDA - LONATO (ITA)

DMSB

DMSB RegNr 97-19

R 21 DJKM (OK-Junior) Race 2

Die schnellsten Zeiten

Ort	Nr. Fahrername	Zeit	Streckenl.	Ø Speed
Ziel	132 Leistra, Luca	0:51,620	1200 m	83,7 km/h
Sektion 1	144 Karlsson, William	0:20,272	531 m	94,3 km/h
Sektion 2	122 Ho, Christian	0:15,595	390 m	90,0 km/h
Sektion 3	132 Leistra, Luca	0:15,546	279 m	64,6 km/h

	Smr.140 Wharton,James AUS Ricky Flynn Motorsport	Smr.115 Ried,Lenny DEU Solgat Motorsport	Smr.137 Bergman,Calle SWE Ward Racing	Smr.158 Arseneau,Justin CAN Ward racing	Smr.119 Tanggaard,Emil DNK HK Motorsport
	theoretisch mögliche Bestzeit 0:55,399	theoretisch mögliche Bestzeit 1:00,315	theoretisch mögliche Bestzeit 1:01,240	theoretisch mögliche Bestzeit 1:04,362	theoretisch mögliche Bestzeit 0:24,823
best	Ziel Sektion 1 Sektion 2 Sektion 3 0:55,399 0:21,730 0:16,450 0:17,219	Ziel Sektion 1 Sektion 2 Sektion 3 1:00,712 0:25,337 0:18,007 0:16,971	Ziel Sektion 1 Sektion 2 Sektion 3 1:01,340 0:23,481 0:18,576 0:19,183	Ziel Sektion 1 Sektion 2 Sektion 3 1:08,385 0:23,436 0:20,134 0:20,792	Ziel Sektion 1 Sektion 2 Sektion 3 0:24,823
Runde 1	0:59,663 0:22,696 0:18,367 0:18,600	1:03,892 0:25,649 0:18,619 0:19,624	1:04,073 0:25,371 0:19,519 0:19,183	1:08,385 0:27,459 0:20,134 0:20,792	0:24,823
Runde 2	0:56,722 0:22,170 0:17,289 0:17,263	1:02,259 0:25,337 0:18,007 0:18,915	1:01,340 0:23,481 0:18,576 0:19,283	0:23,436	
Runde 3	0:55,399 0:21,730 0:16,450 0:17,219	1:00,712 0:25,432 0:18,309 0:16,971			
Runde 4	0:22,576				

R 17 DJKM (OK-Junior) Race 1

Strecke / track: 1200m

started: 32 classified: 29 not classified: 3 excluded: 3 not started: 2

fastest Lap Daniel GREGOR of: 0:58,659

Pos	Str. Nr.	Fahrer / Driver	Nation	Bewerber/Sponsor	Nation	Lizenz / Lizenz	Chassis/Motor/Reifen	Points	Penalty	Runden Laps	Gesamtheit / Differenz	Abstand / Gap	beste Runde / best Lap	In R. / in L.	o Beschw. / u Speed	
1	140	WHARTON, James	AUS	Ricky Flynn Motorsport	GBR	V6099 162392	FA Victory R / Vortex / Vega	25		17	17:29,026		0:59,584	17	70 km/h 72,5 km/h	
2	146	DE HAAN, Robert	NLD	ENERGY CORSE S.R.L.	ITA	40204 295423	Energy / TM / Vega	20		17	17:29,902 0:00,876	0:00,876	0:59,404	17	69,9 km/h 72,7 km/h	
3	122	HO, Christian	SGP	Ricky Flynn Motorsport	GBR	026/UKT 162392	FA Victory R / Vortex / Vega	16		17	17:34,299 0:05,273	0:04,397	0:59,916	16	69,7 km/h 72,1 km/h	
4	106	BERGMEISTER, Jakob	DEU	Millennium Racing Team	DEU	IKC11156048 KBF1095578	Tony Kart / Vortex / Vega	13		17	17:38,399 0:09,373	0:04,100	0:59,453	16	69,4 km/h 72,2 km/h	
5	132	LEISTRA, Luca	BEL	RS Schumacher Racing Team	DEU	909365 KBF1067587	IPK Praga / IAME / Vega	11		17	17:42,753 0:13,727	0:04,354	0:58,912	17	69,1 km/h 73,3 km/h	
6	129	SCIONI, Enzo Riccardo	USA	Ward Racing	SWE	D1845 SK 19 JR-C 102	Tony Kart / Vortex / Vega	10		17	17:43,269 0:14,243	0:00,516	0:58,877	17	69,1 km/h 73,4 km/h	
7	144	KARLSSON, William	SWE	Nika International	SWE	200510185879 222	Exprit / Vortex / Vega	9	5 sec.	17	17:43,717 0:14,691	0:00,448	0:59,046	17	69 km/h 73,2 km/h	
8	175	GREGOR, Daniel	DEU	Junior TEAM75	DEU	IKC11168157 KBF1154079	Kart Republic / IAME / Vega	8		17	17:44,809 0:15,783	0:01,092	0:58,659	17	69 km/h 73,6 km/h	
9	114	MAGNUSSSEN, Mickey	DNK	RS Competition	DNK	57430 36053	Tony Kart / Vortex / Vega	7		17	17:49,281 0:20,255	0:04,472	1:00,134	17	68,7 km/h 71,8 km/h	
10	108	RAUER, Fabio	DEU	RS Schumacher Racing Team	DEU	IKC11164921 KBF1067587	Praga / IAME / Vega	6		17	17:53,105 0:24,079	0:03,824	0:59,095	17	68,4 km/h 73,1 km/h	
11	117	OLSEN, Elias	DNK	HK Motorsport	DNK	67563 81330	Kart Republic / IAME / Vega	5		17	17:53,195 0:24,169	0:00,090	0:59,611	16	68,4 km/h 72,5 km/h	
12	159	MARS, Luca	USA	Ward racing	SWE	t.b.a. 102	Tony Kart / Vortex / Vega	*		17	17:54,863 0:25,837	0:01,668	0:59,196	17	68,3 km/h 73 km/h	
13	153	HARALAMPIEV, Maksim	DEU	Maxim Racing Sport	DEU	IKC11169591 KBF1167038	Exprit / t.b.a. / Vega	*		17	17:55,002 0:25,976	0:00,139	0:59,134	17	68,3 km/h 73,1 km/h	
14	124	JAKOBSEN, Mathias Bjerre	DNK	TK Racing	DNK	74056 52208	FA Kart / TM / Vega	4		17	17:57,098 0:28,072	0:02,096	1:00,727	16	68,2 km/h 71,1 km/h	
15	118	TERKILDSEN, Magnus	DNK	HK Motorsport	DNK	58099 81330	Kart Republic / IAME / Vega	3	5 sec.	17	17:57,311 0:28,285	0:00,213	0:59,984	17	68,2 km/h 72 km/h	
16	136	PEDERSEN, Oscar	SWE	Bamberger Karttracing	DEU	200603168956 KBF1197896	Luxor / LKE / Vega	2	5 sec.	17	17:58,542 0:29,516	0:01,231	1:00,434	17	68,1 km/h 71,5 km/h	
17	107	NAUDÉ, Toni Kayla	CHE	Innovate Competition	CHE	500287 500033	Exprit / IAME / Vega	1		17	17:59,124 0:30,098	0:00,582	1:00,018	17	68,1 km/h 72 km/h	
18	115	RIED, Lenny	DEU	Solgat Motorsport	DEU	IKC11173160 KBF1079882	Birel Art / TM / Vega	0		17	17:59,595 0:30,569	0:00,471	1:00,671	17	68 km/h 71,2 km/h	
19	160	VAN RUITEN, Dani	NLD	CRG Holland	NLD	40846 15521	CRG / TM / Vega	*		17	18:04,847 0:35,821	0:05,252	1:00,538	16	67,7 km/h 71,4 km/h	
20	119	TANGGAARD, Emil	DNK	HK Motorsport	DNK	66542 81330	Kart Republic / TM / Vega	0	5 sec.	17	18:05,379 0:36,353	0:00,532	1:00,285	16	67,7 km/h 71,7 km/h	
21	138	QUONDAMCARLO, Manuel	ITA	DR SRL	ITA	370486 296449	DR / Modena / Vega	0	5 sec.	17	18:13,507 0:44,481	0:08,128	1:00,977	15	67,2 km/h 70,8 km/h	
22	112	GRÖNDahl, Torben	DEU	Team Hemkemeyer	DEU	IKC11174061 KBF1079090	Intrepid / IAME / Vega	0	5 sec.	17	18:16,769 0:47,743	0:03,262	1:00,188	17	67 km/h 71,8 km/h	
23	125	JULIUS-BERNHART, Jannik	DEU	SRP Racing Team	DEU	IKC11136143 KBF1156791	Maranello / TM / Vega	0		17	18:22,886 0:53,860	0:06,117	1:01,474	17	66,6 km/h 70,3 km/h	
24	120	FELBERMAYR, Horst Felix	AUT	Solgat Motorsport	DEU	IKZ178 KBF1079882	Ricciardo / TM / Vega	0		10	10:55,963 7 R	7 R	1:02,389	10	65,9 km/h 69,2 km/h	
25	174	DUCOFFRE, Paul	DEU	CRG Keijzer racing	NLD	IKA1183496 28613	CRG / TM / Vega	0		8	8:48,431 9 R	2 R	1:03,757	8	65,4 km/h 67,8 km/h	
26	154	SZTUKA, Kacper	POL	Ward Racing	SWE	04002 102	Tony Kart / Vortex / Vega	*		0	0:03,309 17 R		8 R			
27	139	RÉVÉSZ, Levente	HUN	KR MOTORSPORT SRL	ITA	5746 436754	KR / Parilla / Vega	0		0	0:03,462 17 R		0:00,153			
28	158	ARSENAU, Justin	CAN	Ward racing	SWE	t.b.a. 102	Tony Kart / Vortex / Vega	*		0	0:04,859 17 R		0:01,397			
29	137	BERGMAN, Calle	SWE	Ward Racing	SWE	200509023073 102	Tony Kart / Vortex / Vega	0		0	0:05,937 17 R		0:01,078			
the following drivers did not start.																
DNS	109	PROBST, Kaden	NZL	Darren Probst	NZL	NZL 148 148E	Tony Kart / Vortex / Vega								DNS	
DNS	133	RINGDAHL, Neo	SWE	Bamberger Karttracing	DEU	200603285693 KBF1197896	Luxor / LKE / Vega								DNS	
the following drivers are disqualified																
DSQ	113	ANDRONACO, Vincent	DEU	Team Hemkemeyer	DEU	IKC11160869 KBF1079090	Intrepid / IAME / Vega								DSQ	disqualified
DSQ	150	GERMANSEN DAAE, Magnus	DNK	Haase Racing Team	DNK	50634 03427	Haase / IAME / Vega								DSQ	disqualified
DSQ	130	SKJELLERUP, Marcus	DNK	RS Competition	DNK	63503 36053	Tony Kart / Vortex / Vega								DSQ	disqualified

SiNr. 119,144,118,136,112 5 sec penalty Frontfaring

SiNr. 150,130,113 Disqualifikation from the Race

SiNr. 138 5 sec penalty Pushing

Rennleitung: Pasquale Lupoli Racedirektor: Horst Seidel

Sportkommissare: Nikolas Spaderna / Ulrich Bell / Paola Acerbi

Techn. Kommissare: Hans-Jürgen Dangers / M. Grasshoff / C. Schmidt

Zeitmahme: KART-DATA timing service Franz Schieszler

Zeitnahme / timekeeping

control  Franz Schieszler

freigegeben: 13:32:56



DMSB RegNr 97-19

R 17 DJKM (OK-Junior) Race 1

Fahrername Driver	Wharton James	De Haan Robert	Ho Christian	Bergmeister Jakob	Karlsson William	Leistra Luca	Scionti Enzo Riccardo	Gregor Daniel	Magnussen Mickey	Daae Magnus	Terkildsen Magnus	Rauer Fabio
schleunigste Runde	0:59,584 Rn. 17	0:59,404 Rn. 17	0:59,916 Rn. 16	0:59,453 Rn. 16	0:59,046 Rn. 17	0:58,912 Rn. 17	0:58,877 Rn. 17	0:58,659 Rn. 17	1:00,134 Rn. 17	0:58,582 Rn. 17	0:59,984 Rn. 17	0:59,095 Rn. 17
Speed	72,5 km/h	72,7 km/h	72,1 km/h	72,7 km/h	73,2 km/h	73,3 km/h	73,4 km/h	73,6 km/h	71,8 km/h	73,7 km/h	72,0 km/h	73,1 km/h
Lap 1	1:02,745	1:03,836	1:04,293	1:06,074	1:06,272	1:05,382	1:06,392	1:06,852	1:05,964	1:08,255	1:07,675	1:10,640
Lap 2	1:03,126	1:03,117	1:03,603	1:04,078	1:04,405	1:04,427	1:04,963	1:04,653	1:04,382	1:05,167	1:03,418	1:05,489
Lap 3	1:02,855	1:03,004	1:03,074	1:03,688	1:03,980	1:05,478	1:04,919	1:04,679	1:05,092	1:04,418	1:04,511	1:05,275
Lap 4	1:02,719	1:02,401	1:02,797	1:03,514	1:03,672	1:03,850	1:03,875	1:04,986	1:04,327	1:04,335	1:03,868	1:04,613
Lap 5	1:02,173	1:02,266	1:02,199	1:03,616	1:03,578	1:03,684	1:03,787	1:03,571	1:03,690	1:04,748	1:03,522	1:03,906
Lap 6	1:02,174	1:02,221	1:02,372	1:03,066	1:03,063	1:03,992	1:03,738	1:03,431	1:03,577	1:03,571	1:03,712	1:03,621
Lap 7	1:02,126	1:02,017	1:02,237	1:02,594	1:02,507	1:03,333	1:03,301	1:03,686	1:03,266	1:03,035	1:02,932	1:03,297
Lap 8	1:01,846	1:01,865	1:02,040	1:02,581	1:02,129	1:02,434	1:02,575	1:02,419	1:02,767	1:03,245	1:03,179	1:03,483
Lap 9	1:01,599	1:01,711	1:02,099	1:02,249	1:01,478	1:02,267	1:02,563	1:02,482	1:02,687	1:03,026	1:03,524	1:03,287
Lap 10	1:01,604	1:01,701	1:01,788	1:01,673	1:01,376	1:02,106	1:02,151	1:02,144	1:02,732	1:03,167	1:03,004	1:02,316
Lap 11	1:01,464	1:01,342	1:01,812	1:01,546	1:01,341	1:01,787	1:01,300	1:03,442	1:02,076	1:01,780	1:02,337	1:02,496
Lap 12	1:01,257	1:01,102	1:01,225	1:01,202	1:01,151	1:01,075	1:01,331	1:01,309	1:01,811	1:01,236	1:02,450	1:01,257
Lap 13	1:00,873	1:00,958	1:01,224	1:00,561	1:00,700	1:00,701	1:00,544	1:00,414	1:01,390	1:01,218	1:01,823	1:00,881
Lap 14	1:00,617	1:00,567	1:00,889	1:00,333	1:00,140	1:00,669	1:00,430	1:00,418	1:01,407	1:00,636	1:01,028	1:00,424
Lap 15	1:00,125	1:00,159	1:00,229	0:59,968	1:00,064	1:00,275	1:00,064	0:59,560	1:00,717	0:59,767	1:00,510	1:00,112
Lap 16	0:59,774	0:59,666	0:59,916	0:59,453	0:59,737	0:59,577	0:59,506	0:58,934	1:00,321	0:58,807	1:00,600	0:59,309
Lap 17	0:59,584	0:59,404	1:00,032	0:59,470	0:59,046	0:58,912	0:58,877	0:58,659	1:00,134	0:58,582	0:59,984	0:59,095






DEUTSCHE KART-MEISTERSCHAFT

Round 1: 12 - 14 / 04 / 2019

SOUTH GARDA - LONATO (ITA)

DMSB




DMSB RegNr 97-19

R 17 DJKM (OK-Junior) Race 1

Fahrername Driver	Olsen Elias	Pedersen Oscar	Mars Luca	Haralampiev Maksim	Jakobsen Mathias Bierre	Naudé Toni Kayla	Ried Lenny	Tanggard Emil	Van Ruiten Dani	Quondamcarlo Manuel	Gröndahl Torben	Skjellerup Marcus
schnellste Runde in Runde	0:59,611 Rn. 16	1:00,434 Rn. 17	0:59,196 Rn. 17	0:59,134 Rn. 17	1:00,727 Rn. 16	1:00,018 Rn. 17	1:00,671 Rn. 17	1:00,285 Rn. 16	1:00,538 Rn. 16	1:00,977 Rn. 15	1:00,188 Rn. 17	1:01,543 Rn. 17
Speed	72,5 km/h	71,5 km/h	73,0 km/h	73,1 km/h	71,1 km/h	72,0 km/h	71,2 km/h	71,7 km/h	71,4 km/h	70,8 km/h	71,8 km/h	70,2 km/h
Lap 1	1:07,700	1:06,376	1:08,089	1:09,392	1:05,348	1:07,715	1:08,876	1:08,598	1:08,075	1:09,232	1:08,594	1:08,895
Lap 2	1:06,092	1:05,334	1:05,698	1:05,550	1:03,885	1:05,521	1:05,771	1:05,144	1:05,466	1:05,623	1:06,514	1:05,712
Lap 3	1:04,719	1:05,049	1:04,426	1:05,078	1:03,900	1:05,039	1:05,236	1:05,673	1:05,671	1:05,030	1:05,640	1:05,545
Lap 4	1:04,350	1:04,072	1:04,573	1:04,660	1:03,595	1:04,625	1:04,691	1:04,947	1:05,600	1:04,911	1:04,893	1:04,967
Lap 5	1:04,359	1:03,720	1:03,933	1:04,502	1:04,026	1:04,316	1:03,978	1:04,260	1:05,145	1:04,392	1:05,156	1:05,173
Lap 6	1:03,512	1:03,383	1:03,674	1:03,723	1:04,134	1:04,051	1:03,500	1:03,889	1:04,370	1:04,979	1:04,521	1:05,114
Lap 7	1:03,787	1:04,251	1:03,702	1:03,697	1:04,000	1:04,285	1:03,863	1:03,823	1:05,147	1:03,872	1:05,060	1:04,518
Lap 8	1:03,128	1:03,033	1:03,241	1:03,018	1:03,674	1:03,233	1:02,988	1:03,830	1:03,994	1:04,014	1:04,002	1:04,033
Lap 9	1:02,787	1:03,029	1:03,143	1:03,456	1:03,330	1:04,029	1:02,648	1:03,229	1:03,532	1:03,413	1:03,219	1:03,975
Lap 10	1:02,788	1:02,754	1:02,866	1:02,573	1:03,687	1:04,042	1:02,964	1:02,538	1:03,361	1:04,271	1:03,534	1:03,773
Lap 11	1:01,860	1:02,455	1:02,065	1:02,038	1:03,306	1:02,121	1:02,508	1:02,333	1:02,912	1:02,990	1:03,554	1:03,929
Lap 12	1:01,854	1:02,108	1:01,756	1:01,941	1:02,802	1:02,456	1:02,782	1:03,197	1:02,086	1:02,654	1:03,115	1:03,278
Lap 13	1:01,701	1:02,245	1:01,243	1:01,156	1:02,568	1:01,520	1:01,893	1:01,493	1:01,170	1:02,125	1:02,005	1:02,672
Lap 14	1:00,779	1:00,817	1:01,963	1:00,825	1:02,104	1:01,203	1:01,391	1:01,511	1:01,525	1:01,903	1:02,117	1:02,924
Lap 15	1:00,254	1:00,688	1:01,747	1:00,086	1:01,662	1:00,507	1:00,807	1:01,330	1:00,816	1:00,977	1:02,243	1:02,529
Lap 16	0:59,611	1:00,579	1:00,466	0:59,760	1:00,727	1:00,646	1:00,928	1:00,285	1:00,538	1:01,117	1:01,340	1:02,420
Lap 17	1:00,011	1:00,434	0:59,196	0:59,134	1:01,793	1:00,018	1:00,671	1:00,781	1:00,763	1:01,042	1:00,188	1:01,543



DKM



DEUTSCHE KART-MEISTERSCHAFT




Round 1: 12 - 14 / 04 / 2019


SOUTH GARDA - LONATO (ITA)



DMSB RegNr 97-19

R 17 DJKM (OK-Junior) Race 1

Fahrername Driver	Julius-Bernhart Jannik	Felbermayr Horst Felix	Ducoffre Paul	Sztuka Kacper	Révész Levente	Arseneau Justin	Bergman Calle
schnellste Runde in Runde	1:01,474 Rn. 17	1:02,389 Rn. 10	1:03,757 Rn. 8				
Speed	70,3 km/h	69,2 km/h	67,8 km/h				
Lap 1	1:08,026	1:09,532	1:09,566				
Lap 2	1:06,202	1:06,475	1:05,793				
Lap 3	1:05,606	1:05,621	1:05,157				
Lap 4	1:05,584	1:05,202	1:04,893				
Lap 5	1:04,970	1:04,418	1:04,623				
Lap 6	1:05,126	1:04,520	1:04,683				
Lap 7	1:05,192	1:04,553	1:04,440				
Lap 8	1:04,428	1:03,583	1:03,757				
Lap 9	1:04,395	1:03,815					
Lap 10	1:05,124	1:02,389					
Lap 11	1:04,334						
Lap 12	1:03,631						
Lap 13	1:03,221						
Lap 14	1:02,666						
Lap 15	1:01,995						
Lap 16	1:01,523						
Lap 17	1:01,474						



DMSB RegNr: 97-19

Warm Up DJKM (OK-Junior)

Ziel		Sektion 1		Sektion 2		Sektion 3	
Fahrername	Zeit	Fahrername	Zeit	Fahrername	Zeit	Fahrername	Zeit
1 136 Pedersen,Oscar	0:59,069	136 Pedersen,Oscar	0:22,542	146 De Haan,Robert	0:17,822	146 De Haan,Robert	0:17,861
2 146 De Haan,Robert	0:59,457	132 Leistra,Luca	0:22,740	139 Révész,Levente	0:17,892	140 Wharton,James	0:18,101
3 132 Leistra,Luca	0:59,515	112 Gröndahl,Torben	0:22,800	136 Pedersen,Oscar	0:17,975	150 Germansen Daae,Magnu	0:18,207
4 140 Wharton,James	0:59,608	140 Wharton,James	0:22,892	140 Wharton,James	0:17,996	136 Pedersen,Oscar	0:18,219
5 112 Gröndahl,Torben	0:59,926	146 De Haan,Robert	0:22,992	132 Leistra,Luca	0:18,230	124 Jakobsen,Mathias Bjerre	0:18,220
6 150 Germansen Daae,Magnu	0:59,928	150 Germansen Daae,Magnu	0:23,066	112 Gröndahl,Torben	0:18,386	132 Leistra,Luca	0:18,302
7 139 Révész,Levente	1:00,619	139 Révész,Levente	0:23,109	119 Tanggaard,Emil	0:18,470	144 Karlsson,William	0:18,446
8 124 Jakobsen,Mathias Bjerre	1:00,929	160 Van Ruiten,Dani	0:23,257	150 Germansen Daae,Magnu	0:18,490	119 Tanggaard,Emil	0:18,447
9 106 Bergmeister,Jakob	1:01,063	124 Jakobsen,Mathias Bjerre	0:23,276	144 Karlsson,William	0:18,723	112 Gröndahl,Torben	0:18,531
10 144 Karlsson,William	1:01,087	175 Gregor,Daniel	0:23,284	175 Gregor,Daniel	0:18,783	109 Probst,Kaden	0:18,550
11 160 Van Ruiten,Dani	1:01,167	106 Bergmeister,Jakob	0:23,329	118 Terkildsen,Magnus	0:18,830	154 Sztuka,Kacper	0:18,560
12 118 Terkildsen,Magnus	1:01,192	118 Terkildsen,Magnus	0:23,359	159 Mars,Luca	0:18,893	118 Terkildsen,Magnus	0:18,591
13 119 Tanggaard,Emil	1:01,340	119 Tanggaard,Emil	0:23,588	113 Andronaco,Vincent	0:18,985	139 Révész,Levente	0:18,702
14 175 Gregor,Daniel	1:01,342	113 Andronaco,Vincent	0:23,647	106 Bergmeister,Jakob	0:18,990	107 Naudé,Toni Kayla	0:18,724
15 113 Andronaco,Vincent	1:01,972	129 Scionni,Enzo Riccardo	0:23,750	160 Van Ruiten,Dani	0:19,019	106 Bergmeister,Jakob	0:18,744
16 154 Sztuka,Kacper	1:02,151	114 Magnussen,Mickey	0:23,761	124 Jakobsen,Mathias Bjerre	0:19,081	113 Andronaco,Vincent	0:18,878
17 114 Magnussen,Mickey	1:02,504	154 Sztuka,Kacper	0:23,791	108 Rauer,Fabio	0:19,312	160 Van Ruiten,Dani	0:18,891
18 109 Probst,Kaden	1:02,621	153 Haralampiev,Maksim	0:23,863	154 Sztuka,Kacper	0:19,318	108 Rauer,Fabio	0:18,986
19 129 Scionni,Enzo Riccardo	1:02,634	120 Felbermayr,Horst Felix	0:23,869	107 Naudé,Toni Kayla	0:19,337	159 Mars,Luca	0:18,990
20 159 Mars,Luca	1:02,640	109 Probst,Kaden	0:23,894	125 Julius-Bernhart,Jannik	0:19,384	114 Magnussen,Mickey	0:19,108
21 108 Rauer,Fabio	1:03,181	144 Karlsson,William	0:23,907	120 Felbermayr,Horst Felix	0:19,401	129 Scionni,Enzo Riccardo	0:19,110
22 153 Haralampiev,Maksim	1:03,202	159 Mars,Luca	0:23,924	114 Magnussen,Mickey	0:19,516	175 Gregor,Daniel	0:19,136
23 120 Felbermayr,Horst Felix	1:03,509	125 Julius-Bernhart,Jannik	0:24,041	129 Scionni,Enzo Riccardo	0:19,554	125 Julius-Bernhart,Jannik	0:19,164
24 107 Naudé,Toni Kayla	1:03,652	108 Rauer,Fabio	0:24,046	109 Probst,Kaden	0:19,656	115 Ried,Lenny	0:19,240
25 125 Julius-Bernhart,Jannik	1:04,106	133 Ringdahl,Neo	0:24,286	133 Ringdahl,Neo	0:19,805	153 Haralampiev,Maksim	0:19,295
26 115 Ried,Lenny	1:04,437	115 Ried,Lenny	0:24,561	153 Haralampiev,Maksim	0:19,811	133 Ringdahl,Neo	0:19,933
27 133 Ringdahl,Neo	1:04,583	107 Naudé,Toni Kayla	0:24,598	115 Ried,Lenny	0:19,884	120 Felbermayr,Horst Felix	0:20,016
28 117 Olsen,Elias		117 Olsen,Elias	50:12,049	117 Olsen,Elias	0:21,288	117 Olsen,Elias	

Warm Up DJKM (OK-Junior)

Strecke / track: 1200m

started: 28 classified: 28 not classified: 0

Pos	Stf. Nr.	Fahrer / Driver	Nation	Bewerber/Sponsor	Nation	Lizenz	Chassis/Motor/Reifen	Runden Laps	Differenz	Abstand Gap	beste Runde best Lap	in N. in L.	Beschw. e Speed
1	136	PEDERSEN, Oscar	SWE	Bamberger Karttracing	DEU	200603168951 KBF1197896	Luxor / LKE / Vega	6			0:59,069	2	73,1 km/h
2	146	DE HAAN, Robert	NLD	ENERGY CORSE S.R.L.	ITA	40204 295423	Energy / TM / Vega	7	0:00,388	0:00,388	0:59,457	3	72,7 km/h
3	132	LEISTRA, Luca	BEL	RS Schumacher Racing Team	DEU	909365 KBF1067587	IPK Praga / IAME / Vega	6	0:00,446	0:00,058	0:59,515	2	72,6 km/h
4	140	WHARTON, James	AUS	Ricky Flynn Motorsport	GBR	162392 162392	FA Victory R / Vortex / Vega	7	0:00,539	0:00,093	0:59,608	2	72,5 km/h
5	112	GRÖNDAHL, Torben	DEU	Team Hemkemeyer	DEU	IKC1174061 KBF1079090	Intrepid / IAME / Vega	8	0:00,857	0:00,318	0:59,926	2	72,1 km/h
6	150	GERMANSEN DAAE, Mag	DNK	Haase Racing Team	DNK	50634 03427	Haase / IAME / Vega	8	0:00,859	0:00,002	0:59,928	3	72,1 km/h
7	139	RÉVÉSZ, Levente	HUN	KR MOTORSPORT SRL	ITA	5746 436754	KR / Parilla / Vega	8	0:01,550	0:00,691	1:00,619	2	71,3 km/h
8	124	JAKOBSEN, Mathias Bjørn	DNK	TK Racing	DNK	74056 52208	FA Kart / TM / Vega	7	0:01,860	0:00,310	1:00,929	1	70,9 km/h
9	106	BERGMEISTER, Jakob	DEU	Millennium Racing Team	DEU	IKC1156048 KBF1095578	Tony Kart / Vortex / Vega	8	0:01,994	0:00,134	1:01,063	2	70,7 km/h
10	144	KARLSSON, William	SWE	Nika International	SWE	222 40846	Expit / Vortex / Vega	8	0:02,018	0:00,024	1:01,087	2	70,7 km/h
11	160	VAN RUITEN, Dani	NLD	CRG Holland	NLD	15521 58099	CRG / TM / Vega	7	0:02,098	0:00,080	1:01,167	2	70,6 km/h
12	118	TERKILDSEN, Magnus	DNK	HK Motorsport	DNK	81330 66542	Kart Republic / IAME / Vega	7	0:02,123	0:00,025	1:01,192	2	70,6 km/h
13	119	TANGGAARD, Emil	DNK	HK Motorsport	DNK	81330 81330	Kart Republic / TM / Vega	8	0:02,271	0:00,148	1:01,340	2	70,4 km/h
14	175	GREGOR, Daniel	DEU	Junior TEAM75	DEU	IKC1168157 KBF1154079	Kart Republic / IAME / Vega	6	0:02,273	0:00,002	1:01,342	2	70,4 km/h
15	113	ANDRONACO, Vincent	DEU	Team Hemkemeyer	DEU	IKC1160869 KBF1079090	Intrepid / IAME / Vega	7	0:02,903	0:00,630	1:01,972	2	69,7 km/h
16	154	SZTUKA, Kacper	POL	Ward Racing	SWE	04002 102	Tony Kart / Vortex / Vega	8	0:03,082	0:00,179	1:02,151	2	69,5 km/h
17	114	MAGNUSSEN, Mickey	DNK	RS Competition	DNK	57430 36053	Tony Kart / Vortex / Vega	4	0:03,435	0:00,353	1:02,504	2	69,1 km/h
18	109	PROBST, Kaden	NZL	Darren Probst	NZL	148E 148E	Tony Kart / Vortex / Vega	6	0:03,552	0:00,117	1:02,621	2	69,0 km/h
19	129	SCIONTI, Enzo Riccardo	USA	Ward Racing	SWE	D 1845 SK 19 JR-C 102	Tony Kart / Vortex / Vega	7	0:03,565	0:00,013	1:02,634	2	69,0 km/h
20	159	MARS, Luca	USA	Ward racing	SWE	t.b.a. 102	Tony Kart / Vortex / Vega	8	0:03,571	0:00,006	1:02,640	2	69,0 km/h
21	108	RAUER, Fabio	DEU	RS Schumacher Racing Team	DEU	IKC1164921 KBF1067587	Praga / IAME / Vega	6	0:04,112	0:00,541	1:03,181	2	68,4 km/h
22	153	HARALAMPIEV, Maksim	DEU	Maxim Racing Sport	DEU	IKC1169591 KBF1167038	Expit / t.b.a. / Vega	7	0:04,133	0:00,021	1:03,202	2	68,4 km/h
23	120	FELBERMAYR, Horst Felix	AUT	Solgat Motorsport	DEU	JK2178 KBF1079882	Ricciardo / TM / Vega	2	0:04,440	0:00,307	1:03,509	2	68,0 km/h
24	107	NAUDÉ, Toni Kayla	CHE	Innovate Competition	CHE	500287 500033	Expit / IAME / Vega	8	0:04,583	0:00,143	1:03,652	8	67,9 km/h
25	125	JULIUS-BERNHART, Janr	DEU	SRP Racing Team	DEU	IKC1136143 KBF1156791	Maranello / TM / Vega	7	0:05,037	0:00,454	1:04,106	2	67,4 km/h
26	115	RIED, Lenny	DEU	Solgat Motorsport	DEU	IKC1173160 KBF1079882	Birel Art / TM / Vega	8	0:05,368	0:00,331	1:04,437	3	67,0 km/h
27	133	RINGDAHL, Neo	SWE	Bamberger Karttracing	DEU	20060328569 KBF1197896	Luxor / LKE / Vega	6	0:05,514	0:00,146	1:04,583	1	66,9 km/h
28	117	OLSEN, Elias	DNK	HK Motorsport	DNK	67563 81330	Kart Republic / IAME / Vega	0					

Rennleitung: Pasquale Lupoli Racedirektor: Horst Seidel
 Sportkommissare: Nikolas Spaderna / Ulrich Bell / Paola Acerbi
 Techn. Kommissare: Hans-Jürgen Dangers / M. Grasshoff / C. Schmidt
 Zeitnahme: KART-DATA timing service Franz Schieszler






DEUTSCHE KART-MEISTERSCHAFT

Round 1: 12 - 14 / 04 / 2019

SOUTH GARDA - LONATO (ITA)

DMSB

DMSB RegNr 97-19

Warm Up DJKM (OK-Junior)

Fahrername Driver	Pedersen Oscar	De Haan Robert	Leistra Luca	Wharton James	Gröndahl Torben	Daas Magnus	Révész Levente	Jakobsen Mathias Bjerre	Bergmeister Jakob	Karlsson William	Van Ruiten Dami	Terkilssen Magnus
schnellste Runde in Runde	0:59,069 Rn. 2	0:59,457 Rn. 3	0:59,515 Rn. 2	0:59,608 Rn. 2	0:59,926 Rn. 2	0:59,928 Rn. 3	1:00,619 Rn. 2	1:00,929 Rn. 1	1:01,063 Rn. 2	1:01,087 Rn. 2	1:01,167 Rn. 2	1:01,192 Rn. 2
Speed	73,1 km/h	72,7 km/h	72,6 km/h	72,5 km/h	72,1 km/h	72,1 km/h	71,3 km/h	70,9 km/h	70,7 km/h	70,7 km/h	70,6 km/h	70,6 km/h
Lap 1	1:01,670	1:01,284	1:02,365	0:59,912	1:00,764	1:03,123	1:01,047	1:00,929	1:03,735	1:03,646	1:03,213	1:01,970
Lap 2	<u>0:59,069</u>	1:02,830	<u>0:59,515</u>	<u>0:59,608</u>	<u>0:59,926</u>	1:00,819	<u>1:00,619</u>	1:01,568	<u>1:01,063</u>	<u>1:01,087</u>	<u>1:01,167</u>	<u>1:01,192</u>
Lap 3	1:01,281	<u>0:59,457</u>	1:01,798	1:01,868	1:02,742	<u>0:59,928</u>	1:02,655	1:01,093	1:02,918	1:06,434	1:02,247	1:03,012
Lap 4	1:00,617	2:25,076	1:02,250	1:03,452	1:04,007	1:01,214	1:03,763	1:02,227	1:03,226	1:04,172	1:05,213	1:05,252
Lap 5	1:05,216	1:08,037	1:05,713	1:05,653	1:06,983	1:03,561	1:07,453	1:09,543	1:05,219	1:07,117	1:07,238	1:08,641
Lap 6	1:09,204	2:19,519	1:07,244	1:10,225	1:12,721	1:06,242	1:09,828	1:09,513	1:08,534	1:12,589	1:10,051	2:50,960
Lap 7		1:03,261		1:12,201	1:12,980	1:09,949	1:12,869	2:18,142	1:11,486	1:11,849	2:49,359	1:03,754
Lap 8					1:16,275	1:12,276	1:13,926		1:12,952	1:11,842		



DKM



DEUTSCHE KART-MEISTERSCHAFT




Round 1: 12 - 14 / 04 / 2019

SOUTH GARDA - LONATO (ITA)



DMSB RegNr 97-19

Warm Up DJKM (OK-Junior)

Fahrername Driver	Tanggaard Emil	Gregor Daniel	Andronaco Vincent	Sztuka Kacper	Magnussen Mickey	Probst Kaden	Scionti Enzo Riccardo	Mars Luca	Rauer Fabio	Haralampiev Maksim	Felbermayr Horst Felix	Naudé Toni Kayla
schnellste Runde in Runde	1:01,340 Rn. 2 70,4 km/h	1:01,342 Rn. 2 70,4 km/h	1:01,972 Rn. 2 69,7 km/h	1:02,151 Rn. 2 69,5 km/h	1:02,504 Rn. 2 69,1 km/h	1:02,621 Rn. 2 69,0 km/h	1:02,634 Rn. 2 69,0 km/h	1:02,640 Rn. 2 69,0 km/h	1:03,181 Rn. 2 68,4 km/h	1:03,202 Rn. 2 68,4 km/h	1:03,509 Rn. 2 68,0 km/h	1:03,652 Rn. 8 67,9 km/h
Speed	70,4 km/h	70,4 km/h	69,7 km/h	69,5 km/h	69,1 km/h	69,0 km/h	69,0 km/h	69,0 km/h	68,4 km/h	68,4 km/h	68,0 km/h	67,9 km/h
Lap 1	1:01,734	1:03,013	1:02,371	1:04,171	1:05,680	1:05,355	1:03,691	1:04,008	1:04,400	1:06,429	1:08,103	1:04,668
Lap 2	1:01,340	1:01,342	1:01,972	1:02,151	1:02,504	1:02,621	1:02,634	1:02,640	1:03,181	1:03,202	1:03,509	1:03,956
Lap 3	1:02,371	1:02,778	1:05,678	1:02,473	1:05,189	1:03,616	1:03,643	1:03,834	1:05,429	1:03,413	1:03,509	1:05,190
Lap 4	1:06,677	1:06,289	1:07,237	1:03,869	1:06,661	1:04,041	1:05,074	1:03,975	1:05,567	1:05,348	1:05,567	1:06,453
Lap 5	1:08,110	1:07,509	1:10,247	1:05,672	1:06,945	1:06,945	1:08,464	1:11,259	1:07,653	1:08,227	1:07,785	1:07,785
Lap 6	1:10,451	1:10,756	1:11,866	1:51,547	1:12,387	1:12,387	1:10,662	1:10,192	1:10,874	1:15,142	1:10,796	1:10,796
Lap 7	1:12,581	1:12,581	1:12,140	1:03,770			3:08,806	1:13,474		1:14,503		2:13,151
Lap 8	1:12,251	1:03,357		1:03,357				1:11,828				1:03,652



DKM



DEUTSCHE KART-MEISTERSCHAFT




Round 1: 12 - 14 / 04 / 2019


SOUTH GARDA - LONATO (ITA)



DMSB RegNr 97-19

Warm Up DJKM (OK-Junior)

Fahrername Driver	Julius-Bernhart Jannik	Ried Lenny	Ringdahl Neo	Olsen Elias
schnellste Runde in Runde	1:04,106 Rn. 2	1:04,437 Rn. 3	1:04,583 Rn. 1	
Speed	67,4 km/h	67,0 km/h	66,9 km/h	
Lap 1	1:05,918	1:05,828	<u>1:04,583</u>	
Lap 2	<u>1:04,106</u>	1:04,987	1:04,588	
Lap 3	1:04,337	<u>1:04,437</u>	1:05,784	
Lap 4	1:05,116	1:05,718	1:06,918	
Lap 5	2:03,336	1:09,261	1:10,437	
Lap 6	1:16,257	1:58,885	1:11,475	
Lap 7	1:16,156	1:06,183		
Lap 8		1:05,114		




DEUTSCHE KART-MEISTERSCHAFT

Round 1: 12 - 14 / 04 / 2019

SOUTH GARDA - LONATO (ITA)



DMSB RegNr: 97-19

Warm Up DKM (OK-Junior)

Ziel		Sektion 1		Sektion 2		Sektion 3	
Fahrername	Zeit	Fahrername	Zeit	Fahrername	Zeit	Fahrername	Zeit
1 136 Pedersen,Oscar	0:59,069	136 Pedersen,Oscar	0:22,542	146 De Haan,Robert	0:17,822	146 De Haan,Robert	0:17,861
2 146 De Haan,Robert	0:59,457	132 Leistra,Luca	0:22,740	139 Révész,Levente	0:17,892	140 Wharton,James	0:18,101
3 132 Leistra,Luca	0:59,515	112 Gröndahl,Torben	0:22,800	136 Pedersen,Oscar	0:17,975	150 Germansen Daae,Magnu	0:18,207
4 140 Wharton,James	0:59,608	140 Wharton,James	0:22,892	140 Wharton,James	0:17,996	136 Pedersen,Oscar	0:18,219
5 112 Gröndahl,Torben	0:59,926	146 De Haan,Robert	0:22,992	132 Leistra,Luca	0:18,230	124 Jakobsen,Mathias Bjerre	0:18,220
6 150 Germansen Daae,Magnu	0:59,928	150 Germansen Daae,Magnu	0:23,066	112 Gröndahl,Torben	0:18,386	132 Leistra,Luca	0:18,302
7 139 Révész,Levente	1:00,619	139 Révész,Levente	0:23,109	119 Tanggaard,Emil	0:18,470	144 Karlsson,William	0:18,446
8 124 Jakobsen,Mathias Bjerre	1:00,929	160 Van Ruiten,Dani	0:23,257	150 Germansen Daae,Magnu	0:18,490	119 Tanggaard,Emil	0:18,447
9 106 Bergmeister,Jakob	1:01,063	124 Jakobsen,Mathias Bjerre	0:23,276	144 Karlsson,William	0:18,723	112 Gröndahl,Torben	0:18,531
10 144 Karlsson,William	1:01,087	175 Gregor,Daniel	0:23,284	175 Gregor,Daniel	0:18,783	109 Probst,Kaden	0:18,550
11 160 Van Ruiten,Dani	1:01,167	106 Bergmeister,Jakob	0:23,329	118 Terkildsen,Magnus	0:18,830	154 Sztuka,Kacper	0:18,560
12 118 Terkildsen,Magnus	1:01,192	118 Terkildsen,Magnus	0:23,359	159 Mars,Luca	0:18,893	118 Terkildsen,Magnus	0:18,591
13 119 Tanggaard,Emil	1:01,340	119 Tanggaard,Emil	0:23,588	113 Andronaco,Vincent	0:18,985	139 Révész,Levente	0:18,702
14 175 Gregor,Daniel	1:01,342	113 Andronaco,Vincent	0:23,647	106 Bergmeister,Jakob	0:18,990	107 Naudé,Toni Kayla	0:18,724
15 113 Andronaco,Vincent	1:01,972	129 Scionni,Enzo Riccardo	0:23,750	160 Van Ruiten,Dani	0:19,019	106 Bergmeister,Jakob	0:18,744
16 154 Sztuka,Kacper	1:02,151	114 Magnussen,Mickey	0:23,761	124 Jakobsen,Mathias Bjerre	0:19,081	113 Andronaco,Vincent	0:18,878
17 114 Magnussen,Mickey	1:02,504	154 Sztuka,Kacper	0:23,791	108 Rauer,Fabio	0:19,312	160 Van Ruiten,Dani	0:18,891
18 109 Probst,Kaden	1:02,621	153 Haralampiev,Maksim	0:23,863	154 Sztuka,Kacper	0:19,318	108 Rauer,Fabio	0:18,986
19 129 Scionni,Enzo Riccardo	1:02,634	120 Felbermayr,Horst Felix	0:23,869	107 Naudé,Toni Kayla	0:19,337	159 Mars,Luca	0:18,990
20 159 Mars,Luca	1:02,640	109 Probst,Kaden	0:23,894	125 Julius-Bernhart,Jannik	0:19,384	114 Magnussen,Mickey	0:19,108
21 108 Rauer,Fabio	1:03,181	144 Karlsson,William	0:23,907	120 Felbermayr,Horst Felix	0:19,401	129 Scionni,Enzo Riccardo	0:19,110
22 153 Haralampiev,Maksim	1:03,202	159 Mars,Luca	0:23,924	114 Magnussen,Mickey	0:19,516	175 Gregor,Daniel	0:19,136
23 120 Felbermayr,Horst Felix	1:03,509	125 Julius-Bernhart,Jannik	0:24,041	129 Scionni,Enzo Riccardo	0:19,554	125 Julius-Bernhart,Jannik	0:19,164
24 107 Naudé,Toni Kayla	1:03,652	108 Rauer,Fabio	0:24,046	109 Probst,Kaden	0:19,656	115 Ried,Lenny	0:19,240
25 125 Julius-Bernhart,Jannik	1:04,106	133 Ringdahl,Neo	0:24,286	133 Ringdahl,Neo	0:19,805	153 Haralampiev,Maksim	0:19,295
26 115 Ried,Lenny	1:04,437	115 Ried,Lenny	0:24,561	153 Haralampiev,Maksim	0:19,811	133 Ringdahl,Neo	0:19,933
27 133 Ringdahl,Neo	1:04,583	107 Naudé,Toni Kayla	0:24,598	115 Ried,Lenny	0:19,884	120 Felbermayr,Horst Felix	0:20,016
28 117 Olsen,Elias		117 Olsen,Elias	50:12,049	117 Olsen,Elias	0:21,288	117 Olsen,Elias	






DEUTSCHE KART-MEISTERSCHAFT

Round 1: 12 - 14 / 04 / 2019

SOUTH GARDA - LONATO (ITA)



DMSB

DMSB RegNr 97-19

Warm Up DKM (DK-Junior)

Die schnellsten Zeiten

Ort	Nr. Fahrername	Zeit	Streckenl.	Ø Speed
Ziel	136 Pedersen,Oscar	0:59,069	1200 m	73,1 km/h
Sektion 1	136 Pedersen,Oscar	0:22,542	531 m	84,8 km/h
Sektion 2	146 De Haan,Robert	0:17,822	390 m	78,8 km/h
Sektion 3	146 De Haan,Robert	0:17,861	279 m	56,2 km/h

	Stnr. 150 Germansen,Dane,Magnus DNK Haase Racing Team theoretisch mögliche Bestzeit 0:59,763	Stnr. 139 Révész,Levente HUN KR MOTORSPORT SRL theoretisch mögliche Bestzeit 0:59,703	Stnr. 124 Jakobsen,Mathias Bjerre DNK TK Racing theoretisch mögliche Bestzeit 1:00,577	Stnr. 106 Bergmeister,Jakob DEU Millennium Racing Team theoretisch mögliche Bestzeit 1:01,063	Stnr. 144 Karlsson,William SWE Nika International theoretisch mögliche Bestzeit 1:01,076
best	Ziel Sektion 1 Sektion 2 Sektion 3 0:59,928 0:23,066 0:18,490 0:18,207	Ziel Sektion 1 Sektion 2 Sektion 3 1:00,619 0:23,109 0:17,892 0:18,702	Ziel Sektion 1 Sektion 2 Sektion 3 1:00,929 0:23,276 0:19,081 0:18,220	Ziel Sektion 1 Sektion 2 Sektion 3 1:01,063 0:23,329 0:18,990 0:18,744	Ziel Sektion 1 Sektion 2 Sektion 3 1:01,087 0:23,907 0:18,723 0:18,446
Runde 1	1:03,123 0:24,874 0:19,494 0:18,755	1:01,047 0:24,453 0:17,892 0:18,702	1:00,929 0:23,617 0:19,092 0:18,220	1:03,735 0:24,906 0:19,963 0:18,866	1:03,646 0:25,016 0:20,097 0:18,533
Runde 2	1:00,819 0:23,941 0:18,490 0:18,388	1:00,619 0:23,109 0:18,348 0:19,162	1:01,568 0:23,641 0:19,670 0:18,257	1:01,063 0:23,329 0:18,990 0:18,744	1:01,087 0:23,918 0:18,723 0:18,446
Runde 3	0:59,928 0:23,066 0:18,655 0:18,207	1:02,655 0:23,791 0:19,917 0:18,947	1:01,093 0:23,276 0:19,174 0:18,643	1:02,918 0:23,662 0:19,679 0:19,577	1:06,434 0:23,907 0:23,240 0:19,287
Runde 4	1:01,214 0:23,131 0:19,155 0:18,928	1:03,763 0:23,795 0:20,327 0:19,641	1:02,227 0:23,830 0:19,081 0:19,316	1:03,226 0:23,975 0:19,712 0:19,539	1:04,172 0:24,615 0:20,119 0:19,438
Runde 5	1:03,561 0:24,316 0:19,627 0:19,618	1:07,453 0:25,621 0:21,458 0:20,374	1:09,543 0:24,815 0:24,370 0:20,358	1:05,219 0:24,600 0:20,412 0:20,207	1:07,117 0:24,793 0:21,696 0:20,628
Runde 6	1:06,242 0:25,153 0:20,835 0:20,254	1:09,828 0:26,137 0:22,582 0:21,109	1:09,513 0:26,769 0:21,645 0:21,099	1:08,534 0:25,606 0:21,683 0:21,245	1:12,589 0:26,780 0:24,113 0:21,696
Runde 7	1:09,949 0:26,484 0:22,235 0:21,230	1:12,869 0:27,398 0:24,001 0:21,470	2:18,142 1:37,897 0:21,107 0:19,138	1:11,486 0:26,905 0:22,761 0:21,820	1:11,849 0:27,393 0:22,900 0:21,556
Runde 8	1:12,276 0:27,466 0:22,974 0:21,836	1:13,926 0:28,406 0:23,405 0:22,115		1:12,952 0:28,177 0:22,516 0:22,259	1:11,842 0:27,809 0:22,683 0:21,350






DEUTSCHE KART-MEISTERSCHAFT

Round 1: 12 - 14 / 04 / 2019

SOUTH GARDA - LONATO (ITA)

DMSB

DMSB RegNr 97-19

Warm Up DKM (DK-Junior)

Die schnellsten Zeiten

Ort	Nr. Fahrername	Zeit	Streckenl.	Ø Speed
Ziel	136 Pedersen,Oscar	0:59,069	1200 m	73,1 km/h
Sektion 1	136 Pedersen,Oscar	0:22,542	531 m	84,8 km/h
Sektion 2	146 De Haan,Robert	0:17,822	390 m	78,8 km/h
Sektion 3	146 De Haan,Robert	0:17,861	279 m	56,2 km/h

	Smr.160 Van Ruiten,Dani NLD CRG Holland	Smr.118 Terkildsen,Magnus DNK HK Motorsport	Smr.119 Tanggaard,Emil DNK HK Motorsport	Smr.175 Gregor,Daniel DEU Junior TEAM75	Smr.113 Andronaco,Vincent DEU Team Henkemeyer
	theoretisch mögliche Bestzeit 1:01,167	theoretisch mögliche Bestzeit 1:00,780	theoretisch mögliche Bestzeit 1:00,505	theoretisch mögliche Bestzeit 1:01,203	theoretisch mögliche Bestzeit 1:01,510
best	Ziel Sektion 1 Sektion 2 Sektion 3 1:01,167 0:23,257 0:19,019 0:18,891	Ziel Sektion 1 Sektion 2 Sektion 3 1:01,192 0:23,359 0:18,830 0:18,591	Ziel Sektion 1 Sektion 2 Sektion 3 1:01,340 0:23,588 0:18,470 0:18,447	Ziel Sektion 1 Sektion 2 Sektion 3 1:01,342 0:23,284 0:18,783 0:19,136	Ziel Sektion 1 Sektion 2 Sektion 3 1:01,972 0:23,647 0:18,985 0:18,878
Runde 1	1:03,213 0:24,743 0:19,379 0:19,091	1:01,970 0:24,549 0:18,830 0:18,591	1:01,734 0:24,755 0:18,532 0:18,447	1:03,013 0:24,498 0:19,379 0:19,136	1:02,371 0:23,647 0:18,985 0:19,739
Runde 2	1:01,167 0:23,257 0:19,019 0:18,891	1:01,192 0:23,359 0:19,170 0:18,663	1:01,340 0:23,747 0:18,470 0:19,123	1:01,342 0:23,284 0:18,783 0:19,275	1:01,972 0:23,959 0:19,135 0:18,878
Runde 3	1:02,247 0:23,494 0:19,805 0:18,948	1:03,012 0:23,547 0:19,865 0:19,600	1:02,371 0:23,588 0:19,253 0:19,530	1:02,778 0:23,903 0:19,468 0:19,407	1:05,678 0:24,416 0:20,446 0:20,816
Runde 4	1:05,213 0:24,432 0:20,707 0:20,074	1:05,252 0:24,804 0:20,357 0:20,091	1:06,677 0:24,079 0:22,085 0:20,513	1:06,289 0:25,233 0:20,244 0:20,812	1:07,237 0:25,495 0:21,442 0:20,300
Runde 5	1:07,238 0:25,260 0:21,297 0:20,681	1:08,641 0:25,382 0:21,988 0:21,271	1:08,110 0:25,396 0:22,283 0:20,431	1:07,509 0:25,259 0:21,509 0:20,741	1:10,247 0:26,300 0:22,341 0:21,606
Runde 6	1:10,051 0:26,356 0:22,371 0:21,324	2:50,960 2:10,773 0:20,802 0:19,385	1:10,451 0:26,894 0:22,523 0:21,034	1:10,756 0:26,380 0:22,929 0:21,447	1:11,866 0:27,319 0:23,008 0:21,539
Runde 7	2:49,359 2:08,022 0:21,208 0:20,129	1:03,754 0:24,819 0:19,816 0:19,119	1:12,581 0:28,276 0:23,060 0:21,245		1:12,140 0:27,394 0:22,850 0:21,896
Runde 8			1:12,251 0:28,158 0:22,737 0:21,356		






DEUTSCHE KART-MEISTERSCHAFT

Round 1: 12 - 14 / 04 / 2019

SOUTH GARDA - LONATO (ITA)

DMSB

DMSB RegNr 97-19

Warm Up DJKM (DK-Junior)

Die schnellsten Zeiten

Ort	Nr. Fahrername	Zeit	Streckenl.	Ø Speed
Ziel	136 Pedersen,Oscar	0:59,069	1200 m	73,1 km/h
Sektion 1	136 Pedersen,Oscar	0:22,542	531 m	84,8 km/h
Sektion 2	146 De Haan,Robert	0:17,822	390 m	78,8 km/h
Sektion 3	146 De Haan,Robert	0:17,861	279 m	56,2 km/h

	Snr. 154 Sznuka,Karper POL Ward Racing	Snr. 114 Magnussen,Mickey DNK RS Competition	Snr. 109 Probst,Kaden NZL Darren Probst	Snr. 129 Scionti,Enzo Riccardo USA Ward Racing	Snr. 159 Mars,Luca USA Ward racing
	theoretisch mögliche Bestzeit 1:01,669	theoretisch mögliche Bestzeit 1:02,385	theoretisch mögliche Bestzeit 1:02,100	theoretisch mögliche Bestzeit 1:02,414	theoretisch mögliche Bestzeit 1:01,807
best	Ziel Sektion 1 Sektion 2 Sektion 3 1:02,151 0:23,791 0:19,318 0:18,560	Ziel Sektion 1 Sektion 2 Sektion 3 1:02,504 0:23,761 0:19,516 0:19,108	Ziel Sektion 1 Sektion 2 Sektion 3 1:02,621 0:23,894 0:19,656 0:18,550	Ziel Sektion 1 Sektion 2 Sektion 3 1:02,634 0:23,750 0:19,554 0:19,110	Ziel Sektion 1 Sektion 2 Sektion 3 1:02,640 0:23,924 0:18,893 0:18,990
Runde 1	1:04,171 0:26,293 0:19,318 0:18,560	1:05,680 0:25,760 0:20,812 0:19,108	1:05,355 0:26,046 0:19,855 0:19,454	1:03,691 0:24,840 0:19,741 0:19,110	1:04,008 0:25,673 0:19,345 0:18,990
Runde 2	1:02,151 0:23,791 0:19,461 0:18,899	1:02,504 0:23,761 0:19,516 0:19,227	1:02,621 0:24,415 0:19,656 0:18,550	1:02,634 0:23,895 0:19,554 0:19,185	1:02,640 0:24,521 0:18,893 0:19,226
Runde 3	1:02,473 0:23,927 0:19,724 0:18,822	1:05,189 0:24,697 0:20,037 0:20,455	1:03,616 0:23,894 0:19,965 0:19,757	1:03,643 0:23,750 0:19,715 0:20,178	1:03,834 0:23,924 0:20,034 0:19,876
Runde 4	1:03,869 0:24,091 0:19,992 0:19,786	1:06,661 0:24,702 0:21,179 0:20,780	1:04,041 0:24,196 0:20,183 0:19,662	1:05,074 0:24,788 0:20,436 0:19,850	1:03,975 0:24,878 0:19,760 0:19,337
Runde 5	1:05,672 0:25,029 0:20,817 0:19,826		1:06,945 0:24,975 0:21,333 0:20,637	1:08,464 0:25,767 0:21,820 0:20,877	1:11,259 0:24,862 0:25,464 0:20,933
Runde 6	1:51,547 1:10,720 0:21,576 0:19,251		1:12,387 0:26,805 0:23,743 0:21,839	1:10,662 0:26,909 0:22,789 0:20,964	1:10,192 0:26,191 0:22,510 0:21,491
Runde 7	1:03,770 0:24,526 0:20,444 0:18,800			3:08,806 2:28,008 0:21,253 0:19,545	1:13,474 0:27,184 0:23,705 0:22,585
Runde 8	1:03,357 0:24,286 0:20,224 0:18,847				1:11,828 0:27,864 0:22,476 0:21,488






DEUTSCHE KART-MEISTERSCHAFT

Round 1: 12 - 14 / 04 / 2019

SOUTH GARDA - LONATO (ITA)

DMSB

DMSB RegNr 97-19

Warm Up DJKM (OK-Junior)

Die schnellsten Zeiten

Ort	Nr. Fahrername	Zeit	Streckenl.	Ø Speed
Ziel	136 Pedersen,Oscar	0:59,069	1200 m	73,1 km/h
Sektion 1	136 Pedersen,Oscar	0:22,542	531 m	84,8 km/h
Sektion 2	146 De Haan,Robert	0:17,822	390 m	78,8 km/h
Sektion 3	146 De Haan,Robert	0:17,861	279 m	56,2 km/h

	Smr.108 Rauer,Fabio DEU RS Schumacher Racing Team theoretisch mögliche Bestzeit 1:02,344	Smr.153 Haralampiev,Maksim DEU Maxim Racing Sport theoretisch mögliche Bestzeit 1:02,969	Smr.120 Felbermayr,Horst Felix AUT Solgat Motorsport theoretisch mögliche Bestzeit 1:03,286	Smr.107 Naudé,Toni Kayla CHE Innovate Competition theoretisch mögliche Bestzeit 1:02,659	Smr.125 Julius-Bernhart,Jannik DEU SRP Racing Team theoretisch mögliche Bestzeit 1:02,589
best	Ziel 1:03,181 Sektion 1 0:24,046 Sektion 2 0:19,312 Sektion 3 0:18,986	Ziel 1:03,202 Sektion 1 0:23,863 Sektion 2 0:19,811 Sektion 3 0:19,295	Ziel 1:03,509 Sektion 1 0:23,869 Sektion 2 0:19,401 Sektion 3 0:20,016	Ziel 1:03,652 Sektion 1 0:24,598 Sektion 2 0:19,337 Sektion 3 0:18,724	Ziel 1:04,106 Sektion 1 0:24,041 Sektion 2 0:19,384 Sektion 3 0:19,164
Runde 1	1:04,400 0:26,102 0:19,312 0:18,986	1:06,429 0:25,641 0:20,741 0:20,047	1:08,103 0:26,788 0:21,299 0:20,016	1:04,668 0:25,952 0:19,992 0:18,724	1:05,918 0:26,314 0:20,006 0:19,598
Runde 2	1:03,181 0:24,046 0:19,391 0:19,744	1:03,202 0:24,096 0:19,811 0:19,295	1:03,509 0:23,869 0:19,401 0:20,239	1:03,956 0:24,912 0:19,337 0:19,707	1:04,106 0:24,041 0:19,384 0:20,681
Runde 3	1:05,429 0:24,343 0:20,061 0:21,025	1:03,413 0:23,863 0:20,195 0:19,355		1:05,190 0:24,598 0:20,497 0:20,095	1:04,337 0:24,678 0:20,495 0:19,164
Runde 4	1:05,567 0:25,002 0:20,733 0:19,832	1:05,348 0:24,711 0:20,290 0:20,347		1:06,453 0:24,937 0:20,749 0:20,767	1:05,116 0:24,078 0:21,136 0:19,902
Runde 5	1:07,653 0:24,964 0:21,590 0:21,099	1:08,227 0:25,158 0:21,999 0:21,070		1:07,785 0:24,937 0:21,953 0:20,895	2:03,336 1:16,652 0:24,982 0:21,702
Runde 6	1:10,874 0:27,258 0:22,588 0:21,028	1:15,142 0:27,432 0:24,700 0:23,010		1:10,796 0:26,484 0:22,775 0:21,537	1:16,257 0:28,371 0:25,301 0:22,585
Runde 7		1:14,503 0:28,668 0:23,730 0:22,105		2:13,151 1:31,932 0:21,730 0:19,489	1:16,156 0:28,997 0:24,313 0:22,846
Runde 8				1:03,652 0:24,718 0:19,877 0:19,057	





DEUTSCHE KART-MEISTERSCHAFT

Round 1: 12 - 14 / 04 / 2019

SOUTH GARDA - LONATO (ITA)



DMSB RegNr 97-19

Warm Up DJKM (OK-Junior)

Die schnellsten Zeiten

Ort	Nr. Fahrername	Zeit	Streckenl.	Ø Speed
Ziel	136 Pedersen,Oscar	0:59,069	1200 m	73,1 km/h
Sektion 1	136 Pedersen,Oscar	0:22,542	531 m	84,8 km/h
Sektion 2	146 De Haan,Robert	0:17,822	390 m	78,8 km/h
Sektion 3	146 De Haan,Robert	0:17,861	279 m	56,2 km/h

	Snr.115 Ried,Lenny DEU	Snr.133 Ringdahl,Neo SWE	Snr.117 Olsen,Elias DNK	
	Solgat Motorsport	Bamberger Karttracing	HK Motorsport	
	theoretisch mögliche Bestzeit 1:03,685	theoretisch mögliche Bestzeit 1:04,024	theoretisch mögliche Bestzeit 1:50:33,337	
best	Ziel Sektion 1 0:24,437	Ziel Sektion 1 0:24,286	Ziel Sektion 1 0:21,288	Ziel Sektion 1 Sektion 2 Sektion 3
	Sektion 2 0:19,884	Sektion 2 0:19,805	Sektion 2 0:21,288	Ziel Sektion 2 Sektion 3
	Sektion 3 0:19,240	Sektion 3 0:19,933	Sektion 3 0:21,288	Ziel Sektion 3
Runde 1	1:05,828	1:04,583	1:04,583	
Runde 2	1:04,987	1:04,588	1:04,588	
Runde 3	1:04,437	1:05,784	1:05,784	
Runde 4	1:05,718	1:06,918	1:06,918	
Runde 5	1:09,261	1:10,437	1:10,437	
Runde 6	1:58,885	1:11,475	1:11,475	
Runde 7	1:06,183	0:25,754	0:25,754	
Runde 8	1:05,114	0:25,022	0:25,022	

R 12 DJKM (OK-Junior) Heat 3 A <> B

Strecke / track: 1200m
 started: 30 classified: 30 not classified: 0

fastest Lap James WHARTON at: 0:48,248

Pos	Str. Nr.	Fahrer / Driver	Nation	Bewerber/Sponsor	Nation	Lizenz / B-Lizenz	Chassis/Motor/Reifen	Points	Penalty	Runden Laps	Gesamtzeit / Differenz	Abstand / Gap	beste Runde / best Lap	In R. / in L.	o Beschw. / u Speed
1	140	WHARTON, James	AUS	Ricky Flynn Motorsport	GBR	V6099 162392	FA Victory R / Vortex / Vego	0		9	7:20,566		0:48,248	8	88,3 km/h 89,5 km/h
2	122	HO, Christian	SCP	Ricky Flynn Motorsport	GBR	0261/KT 162392	FA Victory R / Vortex / Vego	2		9	7:20,603 0:00,037	0:00,037	0:48,273	8	87,5 km/h 89,5 km/h
3	124	JAKOBSEN, Mathias Bjerre	DNK	TK Racing	DNK	74056 52208	FA Kart / TM / Vego	3		9	7:24,168 0:03,602	0:03,565	0:48,450	8	87,5 km/h 89,2 km/h
4	146	DE HAAN, Robert	NLD	ENERGY CORSE S.R.L.	ITA	40204 295423	Energy / TM / Vego	4		9	7:24,205 0:03,639	0:00,037	0:48,416	9	87,5 km/h 89,2 km/h
5	132	LEISTRA, Luca	BEL	RS Schumacher Racing Team	DEU	909365 KBFI067587	IPK Praga / IAME / Vego	5		9	7:24,219 0:03,649	0:00,010	0:48,387	5	87,5 km/h 89,3 km/h
6	107	NAUDÉ, Toni Kayla	CHE	Innovate Competition	CHE	500287 5000033	Exprit / IAME / Vego	6		9	7:25,606 0:05,040	0:01,391	0:48,544	7	87,3 km/h 89 km/h
7	159	MARS, Luca	USA	Ward racing	SWE	t.b.a. 102	Tony Kart / Vortex / Vego	7		9	7:29,720 0:09,224	0:04,184	0:48,645	8	86,4 km/h 88,8 km/h
8	175	GREGOR, Daniel	DEU	Junior TEAM75	DEU	IKC1168157 KBFI154079	Kart Republic / IAME / Vego	8		9	7:29,978 0:09,412	0:00,188	0:48,605	8	86,4 km/h 88,9 km/h
9	136	PEDERSEN, Oscar	SWE	Bamberger Kartacing	DEU	200603168956 KBFI197896	Luxor / LKE / Vego	9		9	7:30,189 0:09,623	0:00,211	0:48,434	8	86,4 km/h 89,2 km/h
10	108	RAUER, Fabio	DEU	RS Schumacher Racing Team	DEU	IKC1164921 KBFI167587	Praga / IAME / Vego	10		9	7:30,391 0:09,825	0:00,202	0:48,646	8	86,3 km/h 88,6 km/h
11	115	RIED, Lenny	DEU	Solgat Motorsport	DEU	IKC1173160 KBFI079882	Birel Art / TM / Vego	11		9	7:30,708 0:10,142	0:00,317	0:48,471	8	86,3 km/h 89,1 km/h
12	139	RÉVÉSZ, Levente	HUN	KR MOTORSPORT SRL	ITA	5746 436754	KR / Parilla / Vego	12		9	7:31,353 0:10,787	0:00,645	0:48,684	8	86,1 km/h 88,7 km/h
13	133	RINGDAHL, Neo	SWE	Bamberger Kartacing	DEU	200603285693 KBFI197896	Luxor / LKE / Vego	13		9	7:31,588 0:11,022	0:00,235	0:48,712	9	86,1 km/h 88,7 km/h
14	144	KARLSSON, William	SWE	Nika International	SWE	200510185879 222	Exprit / Vortex / Vego	14		9	7:32,485 0:11,919	0:00,897	0:48,589	9	85,9 km/h 88,9 km/h
15	127	ZUG, Lilly	DEU	RL-Competition	DEU	IKC1173305 KBFI132168	CRG / TM / Vego	15		9	7:32,704 0:12,138	0:00,219	0:48,736	6	85,9 km/h 88,6 km/h
16	118	TERKILDSEN, Magnus	DNK	HK Motorsport	DNK	58099 81330	Kart Republic / IAME / Vego	16		9	7:32,985 0:12,419	0:00,281	0:48,768	5	85,8 km/h 88,6 km/h
17	160	VAN RUITEN, Dani	NLD	CRG Holland	NLD	40846 15521	CRG / TM / Vego	17	5 sec.	9	7:36,687 0:16,121	0:03,702	0:48,742	9	85,1 km/h 88,6 km/h
18	181	OUIZEL, Andrey	ARE	ENERGY CORSE S.R.L.	ITA	036 295423	Energy / TM / Vego	18		9	7:37,078 0:16,512	0:00,391	0:49,120	6	85,1 km/h 87,9 km/h
19	141	RIEBERER, Paul	AUT	Hald Maranello Racing Team	AUT	JK2062 BK 003	Maranello / TM / Vego	19		9	7:37,282 0:16,716	0:00,204	0:49,039	9	85 km/h 88,9 km/h
20	151	SAVANI, Giacomo	ITA	SAVANI COMPETITION SRL	ITA	374191 339383	TOPKART / Vortex / Vego	20	5 sec.	9	7:38,770 0:18,204	0:01,488	0:48,898	6	84,7 km/h 88,3 km/h
21	188	SCHMITZ, Marc	DEU	Maxim Racing Sport	DEU	IKC1167039 KBFI167038	Exprit / Vortex / Vego	21	5 sec.	9	7:38,857 0:18,291	0:00,087	0:48,420	6	84,7 km/h 89,2 km/h
22	158	ARSENEAU, Justin	CAN	Ward racing	SWE	t.b.a. 102	Tony Kart / Vortex / Vego	22	5 sec.	9	7:38,979 0:18,413	0:00,122	0:48,763	6	84,7 km/h 88,6 km/h
23	112	GRÖNDAHL, Torben	DEU	Team Hemkemeier	DEU	IKC1174061 KBFI079090	Intrepid / IAME / Vego	23	5 sec.	9	8:06,265 0:45,699	0:27,286	0:49,069	9	80 km/h 88 km/h
24	130	SKJELLERUP, Marcus	DNK	RS Competition	DNK	63503 36053	Tony Kart / Vortex / Vego	24		5	4:10,540 4 R	4 R	0:48,509	5	86,2 km/h 89,1 km/h
25	109	PROBST, Kaden	NZL	Darren Probst	NZL	148 148E	Tony Kart / Vortex / Vego	25		3	2:38,864 6 R	2 R	0:50,063	2	81,6 km/h 86,3 km/h
26	174	DUCOFFRE, Paul	DEU	CRG Keijzer racing	NLD	IKAT183496 28613	CRG / TM / Vego	26		3	2:38,954 6 R	0:00,090	0:49,792	2	81,5 km/h 86,8 km/h
27	152	SCHEEF, Emil	DNK	Speedsupply	DNK	66544 61513	Hosse / IAME / Vego	27		3	2:39,227 6 R	0:00,273	0:49,886	3	81,4 km/h 86,6 km/h
28	135	TESTA, Rodrigo de Sousa	PRT	DR SRL	ITA	19/0317 296449	DR / Modena / Vego	28		3	2:39,609 6 R	0:00,382	0:49,668	3	81,2 km/h 87 km/h
29	142	MUSTAFA, Dalvin	DEU	Gazmend Mustafa	DEU	IKC1173436 BEKI199671	Tony Kart / IAME / Vego	29		1	1:00,725 8 R	2 R	0:54,425	1	71,1 km/h 79,4 km/h
30	111	REHM, Maxim	DEU	Rehm Racing	DEU	IKC1166371 KBFI044805	CRG / TM / Vego	30		0	0:05,245 9 R	1 R			

StNr. 158,112,188,151,160 5 sec penalty Frontfairing

Rennleitung: Pasquale Lupoli Racedirektor: Horst Seidel
 Sportkommissare: Nikolas Spaderna / Ulrich Bell / Paola Acerbi
 Techn. Kommissare: Hans-Jürgen Dangers / M. Grasshoff / C. Schmidt
 Zeitnahme: KART-DATA timing service Franz Schieszler

Zeitnahme / timekeeping

control 

freigegeben: 17:17:33

Ranking Heats DJKM (OK-Junior)

Strecke / track: 1200m
fastest Race Lap from Christian Ho in Heat 1 / Lap 9 in 0:47,926

Pos	Str. Nr.	Fahrer Driver	Nation	Bewerber/Sponsor	Nation	Lizenz R.Lizenz	Chassis/Motor/Reifen	Punkte Points	Qual Pos	Lauf Pos	Punkte Points	Rn. Lu	Zeit Time	schnellste Kunde fastest Lap	in Runde in Lap
1	140	WHARTON, James	AUS	Ricky Flynn Motorsport	GBR	V6099 162392	FA Victory R / Vortex / Vega	0	1	2 1 0	9	7:16,304	0:48,034	9	
2	122	HO, Christian	SGP	Ricky Flynn Motorsport	GBR	026/IKT 162392	FA Victory R / Vortex / Vega	2	2	1 1 0	9	7:18,126	0:47,926	9	
3	124	JAKOBSEN, Mathias Bjerre	DNK	TK Racing	DNK	74056 52208	FA Kart / TM / Vega	6	4	2 3 3	9	7:19,808	0:48,269	5	
4	146	DE HAAN, Robert	NLD	ENERGY CORSE S.R.L.	ITA	40204 295423	Energy / TM / Vega	6	8	1 2 2	9	7:19,595	0:48,192	7	
5	132	LEISTRA, Luca	BEL	RS Schumacher Racing Team	DEU	909365 KBF1067587	IPK Praga / IAME / Vega	7	7	2 2 2	9	7:17,150	0:48,058	6	
6	106	BERGMEISTER, Jakob	DEU	Millennium Racing Team	DEU	IKCJ1156048 KBF 1095578	Tony Kart / Vortex / Vega	7	9	1 3 3	9	7:20,242	0:48,052	6	
7	114	MAGNUSSEN, Mickey	DNK	RS Competition	DNK	57430 36053	Tony Kart / Vortex / Vega	10	3	1 5 5	9	7:20,897	0:48,129	7	
8	129	SCIONI, Enzo Riccardo	USA	Ward Racing	SWE	D 1845 SK 19 JR-C 102	Tony Kart / Vortex / Vega	11	6	1 4 4	9	7:20,721	0:48,118	7	
9	136	PEDERSEN, Oscar	SWE	Bamberger Karttracing	DEU	200603168956 KBF1197896	Luxor / LKE / Vega	15	11	1 6 6	9	7:21,526	0:48,129	8	
10	159	MARS, Luca	USA	Ward racing	SWE	1.b.a. 102	Tony Kart / Vortex / Vega	15	13	2 8 8	9	7:21,737	0:48,260	8	
11	154	SZTUKA, Kacper	POL	Ward Racing	SWE	04002 102	Tony Kart / Vortex / Vega	15	15	1 9 9	9	7:23,152	0:48,074	8	
12	175	GREGOR, Daniel	DEU	Junior TEAM75	DEU	IKCJ1168157 KBF1154079	Kart Republic / IAME / Vega	17	16	2 9 9	9	7:22,019	0:48,192	5	
13	119	TANGGAARD, Emil	DNK	HK Motorsport	DNK	66542 81330	Kart Republic / TM / Vega	18	12	1 8 8	9	7:22,600	0:48,090	8	
14	139	RÉVÉSZ, Levente	HUN	KR MOTORSPORT SRL	ITA	5746 436754	KR / Parilla / Vega	19	14	2 10 10	9	7:23,081	0:48,386	9	
15	107	NAUDÉ, Toni Kayla	CHE	Innovate Competition	CHE	500287 500033	Exprit / IAME / Vega	20	10	1 7 7	9	7:21,669	0:48,024	8	
16	108	RAUER, Fabio	DEU	RS Schumacher Racing Team	DEU	500287 500033	Exprit / IAME / Vega	20	10	2 14 14	9	7:24,609	0:48,439	4	
17	115	RIED, Lenny	DEU	Solgat Motorsport	DEU	IKCJ1164921 KBF 1067587	Praga / IAME / Vega	21	20	3 6 6	9	7:25,606	0:48,544	7	
18	117	OLSEN, Elias	DNK	HK Motorsport	DNK	IKCJ1173160 KBF1079882	Birel Art / TM / Vega	23	19	1 11 11	9	7:24,791	0:48,248	8	
19	118	TERKILDTSEN, Magnus	DNK	HK Motorsport	DNK	IKCJ1173160 KBF1079882	Birel Art / TM / Vega	23	19	3 10 10	9	7:30,391	0:48,646	8	
20	144	KARLSSON, William	SWE	Nika International	SWE	IKCJ1168157 KBF1154079	Kart Republic / IAME / Vega	17	16	2 12 12	9	7:23,682	0:48,329	6	
21	160	VAN RUITEN, Dani	NLD	CRG Holland	NLD	67563 81330	Kart Republic / IAME / Vega	25	18	2 11 11	9	7:23,615	0:48,166	8	
22	153	HARALAMPIEV, Maksim	DEU	Maxim Racing Sport	DEU	58099 81330	Kart Republic / IAME / Vega	26	29	1 14 14	9	7:26,559	0:48,302	8	
23	113	ANDRONACO, Vincent	DEU	Team Hemkemeyer	DEU	58099 81330	Kart Republic / IAME / Vega	26	29	1 10 10	9	7:23,624	0:48,097	9	
24	158	ARSENEAU, Justin	CAN	Ward racing	SWE	200510185879 222	Exprit / Vortex / Vega	27	17	3 16 16	9	7:32,985	0:48,768	5	
25	130	SKJELLERUP, Marcus	DNK	RS Competition	DNK	200510185879 222	Exprit / Vortex / Vega	27	17	1 13 13	9	7:26,254	0:48,262	8	
26	150	GERMANSEN DAAE, Magnus	DNK	Haase Racing Team	DNK	40846 15521	CRG / TM / Vega	29	26	1 12 12	9	7:26,180	0:48,138	8	
27	138	QUONDAMCARLO, Manuel	ITA	DR SRL	ITA	40846 15521	CRG / TM / Vega	29	26	3 17 17	9	7:36,687	0:48,742	9	
28	109	PROBST, Kaden	NZL	Darren Probst	NZL	IKCJ1169591 KBF1167038	Exprit / t.b.a. / Vega	35	30	1 17 17	9	7:27,708	0:48,350	8	
29	137	BERGMAN, Calle	SWE	Ward Racing	SWE	IKCJ1168869 KBF1079090	Intrepid / IAME / Vega	37	27	2 18 18	9	7:28,171	0:48,466	8	
30	133	RINGDAHL, Neo	SWE	Bamberger Karttracing	DEU	1.b.a. 102	Tony Kart / Vortex / Vega	38	23	1 16 16	9	7:26,710	0:48,267	9	
31	112	GRÖNDAHL, Torben	DEU	Team Hemkemeyer	DEU	63503 36053	Tony Kart / Vortex / Vega	39	5	3 22 22	9	4:10,540	0:48,509	5	
32	174	DUCOFFRE, Paul	DEU	CRG Keijzer racing	NLD	50634 03427	Haase / IAME / Vega	39	24	1 24 24	9	7:31,552	0:48,280	8	
33	125	JULIUS-BERNHART, Jannik	DEU	SRP Racing Team	DEU	370486 296449	DR / Modena / Vega	39	33	2 15 15	9	7:24,686	0:48,322	6	
34	120	FELBERMAYR, Horst Felix	AUT	Solgat Motorsport	DEU	IKCJ1168869 KBF1079090	Intrepid / IAME / Vega	37	27	1 18 18	9	7:28,467	0:48,466	9	
35	127	ZUG, Lilly	DEU	RL-Competition	DEU	IKCJ1168869 KBF1079090	Intrepid / IAME / Vega	37	27	2 21 21	9	7:29,248	0:48,705	6	
						NZL 148 148E	Tony Kart / Vortex / Vega	41	22	2 16 16	9	7:25,475	0:48,493	4	
						200509023073 102	Tony Kart / Vortex / Vega	42	21	3 25 25	3	2:38,864	0:50,063	2	
						200603285693 KBF1197896	Luxor / LKE / Vega	42	25	1 29 29	-	0:02,674	-	-	
						IKCJ1174061 KBF1079090	Intrepid / IAME / Vega	45	34	2 13 13	9	7:24,428	0:48,235	-	
						IKA1183496 28613	CRG / TM / Vega	45	35	2 29 29	-	0:02,102	-	-	
						IKCJ1136143 KBF1156791	Maranello / TM / Vega	45	36	3 13 13	9	7:31,588	0:48,712	9	
						IKCJ1174061 KBF1079090	Intrepid / IAME / Vega	45	34	2 22 22	9	7:29,464	0:48,623	7	
						IKA1183496 28613	CRG / TM / Vega	45	35	3 23 23	9	8:06,265	0:49,069	9	
						IKCJ1136143 KBF1156791	Maranello / TM / Vega	45	36	1 19 19	9	7:28,870	0:48,338	7	
						JK2178 KBF1079882	Ricciardo / TM / Vega	45	39	1 25 25	9	7:31,672	0:48,700	8	
						IKCJ1173305 KBF1132168	CRG / TM / Vega	46	32	2 20 20	9	7:29,145	0:48,683	8	
						IKCJ1173305 KBF1132168	CRG / TM / Vega	46	32	1 22 22	9	7:30,449	0:48,542	8	
										2 23 23	9	7:30,245	0:48,609	9	
										1 30 31	DNS	-	-	-	
										3 15 15	9	7:32,704	0:48,736	6	

Ranking Heats DJKM (OK-Junior)

Strecke / track: 1200m

fastest Race Lap from Christian Ho in Heat 1 / Lap 9 in 0:47,926

Pos	Str. Nr.	Fahrer Driver	Nation	Bewerber/Sponsor	Nation	Lizenz R.Lizenz	Chassis/Motor/Reifen	Punkte Points	Quali POS	Lauf Heat	Pos	Punkte Points	Rn. Lp	Zeit Time	schnellste Kunde fastest Lap	in Kunde in Lap
36	141	RIEBERER, Paul	AUT	Hold Maranello Racing Team	AUT	JK2062 BK 003	Maranello / TM / Vega	46	40	2	27	27	9	<u>7:34,719</u>	0:48,891	5
										3	19	19	9	7:37,282	0:49,039	9
37	181	OUZIEL, Andrey	ARE	ENERGY CORSE S.R.L.	ITA	036 295423	Energy / TM / Vega	46	41	1	28	28	9	<u>7:39,497</u>	0:48,892	7
										3	18	18	9	<u>7:37,078</u>	0:49,120	6
38	135	TESTA, Rodrigo de Sousa	PRT	DR SRL	ITA	19/0317 296449	DR / Modena / Vega	47	28	2	19	19	9	<u>7:28,397</u>	0:48,787	9
										3	28	28	3	2:39,609	0:49,668	3
39	116	KRISTIANSEN, Marius	DNK	HK Motorsport	DNK	66433 81330	Kart Republic / IAME / Vega	47	42	1	23	23	9	<u>7:30,743</u>	0:48,426	9
										2	24	24	9	<u>7:30,688</u>	0:48,728	8
40	188	SCHMITZ, Marc	DEU	Maxim Racing Sport	DEU	IKCJ1167039 KBF1167038	Exprit / Vortex / Vega	48	44	1	27	27	9	<u>7:37,114</u>	0:49,080	7
										3	21	21	9	7:38,857	0:48,420	6
41	111	REHM, Maxim	DEU	Rehm Racing	DEU	IKCJ1166371 KBF1044805	CRG / TM / Vega	51	38	1	21	21	9	<u>7:30,075</u>	0:48,596	8
										3	30	30	-	0:05,245	-	-
42	121	LÜSCHER, Ekaterina	CHE	Innovate Competition	CHE	500305 500033	Exprit / IAME / Vega	51	45	1	26	26	9	<u>7:32,115</u>	0:48,455	9
										2	25	25	9	<u>7:30,783</u>	0:48,648	9
43	151	SAVANI, Giacomo	ITA	SAVANI COMPETITION SRL	ITA	374191 339383	TOPKART / Vortex / Vega	52	31	2	-	32	DSQ	-	-	-
										3	20	20	9	<u>7:38,770</u>	0:48,898	6
44	152	SCHEEF, Emil	DNK	Speedsupply	DNK	66544 61513	Haase / IAME / Vega	53	37	2	26	26	9	<u>7:31,234</u>	0:48,747	9
										3	27	27	3	2:39,227	0:49,886	3
45	142	MUSTAFA, Dalvin	DEU	Gazmend Mustafa	DEU	IKCJ1173436 BEK1199671	Tony Kart / IAME / Vega	57	43	2	28	28	9	<u>7:37,988</u>	0:49,556	4
										3	29	29	1	1:00,725	0:54,425	1

Rennleitung: Pasquale Lupoli Racedirektor: Horst Seidel
 Sportkommissare: Nikolas Spaderna / Ulrich Bell / Paola Acerbi
 Techn. Kommissare: Hans-Jürgen Dangers / M. Grasshoff / C. Schmidt
 Zeitnahme: KART-DATA timing service Franz Schieszler



DMSB RegNr 97-19



17	120	Solgat Motorsport FELBERMAYR Horst Felix Startposition 34	17	125	SRP Racing Team JULIUS-BERNHART Jannik Startposition 33
16	174	CRG Keijzer racing DUCOFFRE Paul Startposition 32	16	112	Team Hemkemeyer GRÖNDAHL Torben Startposition 31
15	133	Bamberger Karttracing RINGDAHL Neo Startposition 30	15	137	Ward Racing BERGMAN Calle Startposition 29
14	109	Darren Probst PROBST Kaden Startposition 28	14	138	DR SRL QUONDAMCARLO Manuel Startposition 27
13	150	Haase Racing Team GERMANSEN DAAE Magnus Startposition 26	13	130	RS Competition SKJELLERUP Marcus Startposition 25
12	158	Ward racing ARSENAU Justin Startposition 24	12	113	Team Hemkemeyer ANDRONACO Vincent Startposition 23
11	153	Maxim Racing Sport HARALAMPIEV Maksim Startposition 22	11	160	CRG Holland VAN RUITEN Dani Startposition 21
10	144	Nika International KARLSSON William Startposition 20	10	118	HK Motorsport TERKILDSEN Magnus Startposition 19
9	117	HK Motorsport OLSEN Elias Startposition 18	9	115	Solgat Motorsport RIED Lenny Startposition 17
8	108	RS Schumacher Racing Team RAUER Fabio Startposition 16	8	107	Innovate Competition NAUDÉ Toni Kayla Startposition 15
7	139	KR MOTORSPORT SRL RÉVÉSZ Levente Startposition 14	7	119	HK Motorsport TANGGAARD Emil Startposition 13
6	175	Junior TEAM75 GREGOR Daniel Startposition 12	6	154	Ward Racing SZTUKA Kacper Startposition 11
5	159	Ward racing MARS Luca Startposition 10	5	136	Bamberger Karttracing PEDERSEN Oscar Startposition 9
4	129	Ward Racing SCIONTI Enzo Riccardo Startposition 8	4	114	RS Competition MAGNUSSEN Mickey Startposition 7
3	106	Millennium Racing Team BERGMEISTER Jakob Startposition 6	3	132	RS Schumacher Racing Team LEISTRA Luca Startposition 5
2	146	ENERGY CORSE S.R.L. DE HAAN Robert Startposition 4	2	124	TK Racing JAKOBSEN Mathias Bjerre Startposition 3
1	122	Ricky Flynn Motorsport HO Christian Startposition 2	1	140	Ricky Flynn Motorsport WHARTON James Startposition 1



Starting Grid DJKM (OK-Junior)

Rennen 17






DEUTSCHE KART-MEISTERSCHAFT

Round 1: 12 - 14 / 04 / 2019

SOUTH GARDA - LONATO (ITA)



DMSB

DMSB RegNr 97-19

R 8 DJKM (OK-Junior) Heat 2 A < > C

Fahrername Driver	Wharton James	Leistra Luca	Jakobsen Mathias Bierre	Bergmeister Jakob	Magnussen Mickey	Sztuka Kacper	Scionti Enzo Riccardo	Mars Luca	Gregor Daniel	Tangaard Emil	Olsen Elias	Ried Lenny
schnellste Runde in Runde	0:48,034 Rn. 9	0:48,058 Rn. 6	0:48,269 Rn. 5	0:48,214 Rn. 7	0:48,149 Rn. 8	0:48,052 Rn. 8	0:48,195 Rn. 5	0:48,260 Rn. 8	0:48,192 Rn. 5	0:48,386 Rn. 9	0:48,166 Rn. 8	0:48,329 Rn. 6
Speed	89,9 km/h	89,9 km/h	89,5 km/h	89,6 km/h	89,7 km/h	89,9 km/h	89,6 km/h	89,5 km/h	89,6 km/h	89,3 km/h	89,7 km/h	89,4 km/h
Lap 1	0:48,972	0:49,711	0:49,330	0:50,767	0:50,273	0:52,072	0:51,561	0:51,431	0:51,408	0:51,814	0:52,536	0:52,092
Lap 2	0:48,776	0:48,655	0:48,944	0:49,073	0:48,835	0:49,024	0:48,853	0:48,805	0:49,045	0:49,086	0:49,231	0:49,093
Lap 3	0:48,606	0:48,565	0:48,531	0:48,678	0:48,760	0:48,594	0:49,194	0:48,876	0:48,845	0:49,234	0:48,710	0:48,746
Lap 4	0:48,337	0:48,264	0:49,097	0:48,463	0:48,431	0:48,477	0:48,535	0:48,910	0:49,237	0:49,131	0:48,488	0:48,828
Lap 5	0:48,183	0:48,174	0:48,269	0:48,294	0:48,215	0:48,172	0:48,195	0:48,686	0:48,192	0:48,407	0:49,143	0:48,889
Lap 6	0:48,087	0:48,058	0:49,181	0:48,605	0:49,943	0:48,190	0:48,623	0:48,274	0:48,393	0:48,480	0:48,443	0:48,329
Lap 7	0:48,077	0:48,215	0:48,347	0:48,214	0:48,366	0:48,495	0:48,760	0:48,673	0:48,755	0:48,440	0:48,292	0:48,513
Lap 8	0:48,167	0:48,108	0:48,426	0:48,256	0:48,149	0:48,052	0:48,267	0:48,260	0:48,263	0:48,537	0:48,166	0:48,438
Lap 9	0:48,034	0:48,135	0:48,540	0:48,395	0:48,285	0:48,111	0:48,329	0:48,299	0:48,222	0:48,386	0:48,666	0:48,907






DEUTSCHE KART-MEISTERSCHAFT

Round 1: 12 - 14 / 04 / 2019

SOUTH GARDA - LONATO (ITA)

DMSB




DMSB RegNr 97-19

R 8 DJKM (OK-Junior) Heat 2 A < > C

Fahrername Driver	Bergman Calle	Naudé Toni Kayla	Daae Magnus	Probst Kaden	Savani Giacomo	Andronaco Vincent	Haralampiev Maksim	Rodrigo de Sousa	Julius-Bernhartt Jannik	Quondamcarlo Manuel	Gröndahl Torben	Felbermayr Horst Felix
schnellste Runde in Runde	0:48,235 Rn. 8	0:48,439 Rn. 4	0:48,322 Rn. 6	0:48,493 Rn. 4	0:48,503 Rn. 8	0:48,409 Rn. 8	0:48,466 Rn. 8	0:48,787 Rn. 9	0:48,683 Rn. 8	0:48,705 Rn. 6	0:48,623 Rn. 7	0:48,609 Rn. 9
Speed	89,6 km/h	89,2 km/h	89,4 km/h	89,1 km/h	89,1 km/h	89,2 km/h	89,1 km/h	88,5 km/h	88,7 km/h	88,7 km/h	88,8 km/h	88,9 km/h
Lap 1	0:53,242	0:50,645	0:53,226	0:52,485	0:53,785	0:53,349	0:54,505	0:54,188	0:53,876	0:54,322	0:54,490	0:54,824
Lap 2	0:49,153	0:49,333	0:49,228	0:49,560	0:49,114	0:49,155	0:49,901	0:49,156	0:49,152	0:49,249	0:50,122	0:50,293
Lap 3	0:48,799	0:48,970	0:48,798	0:48,875	0:48,923	0:49,590	0:48,675	0:48,853	0:48,964	0:48,997	0:49,035	0:49,168
Lap 4	0:48,599	0:48,439	0:48,582	0:48,493	0:48,775	0:49,215	0:48,924	0:48,921	0:48,851	0:49,500	0:48,881	0:48,847
Lap 5	0:48,583	0:48,471	0:48,678	0:49,654	0:48,972	0:48,727	0:48,541	0:49,059	0:49,191	0:49,003	0:49,194	0:48,727
Lap 6	0:48,366	0:49,206	0:48,322	0:48,513	0:48,685	0:48,761	0:48,567	0:49,023	0:48,933	0:48,705	0:48,772	0:48,644
Lap 7	0:48,754	0:49,359	0:48,612	0:48,511	0:48,712	0:49,208	0:49,358	0:49,369	0:49,829	0:48,915	0:48,623	0:49,466
Lap 8	0:48,235	0:49,085	0:48,444	0:48,566	0:48,503	0:48,409	0:48,466	0:48,872	0:48,683	0:48,756	0:48,707	0:48,707
Lap 9	0:48,642	0:49,719	0:48,591	0:48,884	0:48,800	0:48,598	0:48,730	0:48,787	0:48,907	0:49,207	0:48,898	0:48,609



DKM



DEUTSCHE KART-MEISTERSCHAFT




Round 1: 12 - 14 / 04 / 2019


SOUTH GARDA - LONATO (ITA)




DMSB RegNr 97-19

R 8 DJKM (OK-Junior) Heat 2 A < > C

Fahrername Driver	Kristiansen Marius	Lüscher Ekaterina	Scheef Emil	Rieberer Paul	Mustafa Dalvin	Ringdahl Neo
schnellste Runde in Runde	0:48,728 Rn. 8	0:48,648 Rn. 9	0:48,747 Rn. 9	0:48,891 Rn. 5	0:49,556 Rn. 4	
Speed	88,7 km/h	88,8 km/h	88,6 km/h	88,4 km/h	87,2 km/h	
Lap 1	0:53,779	0:54,405	0:54,676	0:54,176	0:53,621	
Lap 2	0:50,092	0:50,437	0:49,962	0:50,371	0:50,506	
Lap 3	0:48,773	0:49,788	0:49,249	0:49,610	0:50,139	
Lap 4	0:49,174	0:48,683	0:49,027	0:48,896	<u>0:49,556</u>	
Lap 5	0:49,165	0:48,733	0:49,419	<u>0:48,891</u>	0:49,677	
Lap 6	0:49,445	0:48,919	0:49,145	0:49,115	0:49,965	
Lap 7	0:48,915	0:48,724	0:48,770	0:49,352	0:49,904	
Lap 8	<u>0:48,728</u>	0:48,728	0:49,382	0:51,549	0:50,426	
Lap 9	0:49,357	<u>0:48,648</u>	<u>0:48,747</u>	0:49,237	0:49,918	




DEUTSCHE KART-MEISTERSCHAFT



DMSB

Round 1: 12 - 14 / 04 / 2019

SOUTH GARDA - LONATO (ITA)



DMSB RegNr: 97-19

R 8 DJKM (OK-Junior) Heat 2 A < > C

Ziel		Sektion 1		Sektion 2		Sektion 3	
Fahrername	Zeit	Fahrername	Zeit	Fahrername	Zeit	Fahrername	Zeit
1 140 Wharton,James	0:48,034	154 Sztuka,Kacper	0:18,887	154 Sztuka,Kacper	0:14,675	132 Leistra,Luca	0:14,320
2 154 Sztuka,Kacper	0:48,052	159 Mars,Luca	0:18,937	140 Wharton,James	0:14,686	106 Bergmeister,Jakob	0:14,349
3 132 Leistra,Luca	0:48,058	114 Magnussen,Mickey	0:18,939	159 Mars,Luca	0:14,702	117 Olsen,Elias	0:14,353
4 114 Magnussen,Mickey	0:48,149	150 Germansen Daae,Magnu	0:18,948	132 Leistra,Luca	0:14,723	154 Sztuka,Kacper	0:14,360
5 117 Olsen,Elias	0:48,166	129 Scionti,Enzo Riccardo	0:18,949	175 Gregor,Daniel	0:14,742	140 Wharton,James	0:14,362
6 175 Gregor,Daniel	0:48,192	132 Leistra,Luca	0:18,955	114 Magnussen,Mickey	0:14,743	175 Gregor,Daniel	0:14,382
7 129 Scionti,Enzo Riccardo	0:48,195	140 Wharton,James	0:18,964	137 Bergman,Calle	0:14,753	121 Lüscher,Ekaterina	0:14,393
8 106 Bergmeister,Jakob	0:48,214	137 Bergman,Calle	0:18,974	129 Scionti,Enzo Riccardo	0:14,759	124 Jakobsen,Mathias Bjerre	0:14,407
9 137 Bergman,Calle	0:48,235	117 Olsen,Elias	0:18,977	106 Bergmeister,Jakob	0:14,761	150 Germansen Daae,Magnu	0:14,425
10 159 Mars,Luca	0:48,260	175 Gregor,Daniel	0:18,996	135 Testa,Rodrigo de Sousa	0:14,762	116 Kristiansen,Marius	0:14,428
11 124 Jakobsen,Mathias Bjerre	0:48,269	135 Testa,Rodrigo de Sousa	0:18,996	124 Jakobsen,Mathias Bjerre	0:14,765	114 Magnussen,Mickey	0:14,435
12 150 Germansen Daae,Magnu	0:48,322	109 Probst,Kaden	0:19,001	119 Tanggaard,Emil	0:14,775	129 Scionti,Enzo Riccardo	0:14,439
13 115 Ried,Lenny	0:48,329	115 Ried,Lenny	0:19,003	117 Olsen,Elias	0:14,814	159 Mars,Luca	0:14,441
14 119 Tanggaard,Emil	0:48,386	153 Haralampiev,Maksim	0:19,012	113 Andronaco,Vincent	0:14,825	115 Ried,Lenny	0:14,442
15 113 Andronaco,Vincent	0:48,409	124 Jakobsen,Mathias Bjerre	0:19,027	153 Haralampiev,Maksim	0:14,826	113 Andronaco,Vincent	0:14,449
16 107 Naudé,Toni Kayla	0:48,439	120 Felbermayr,Horst Felix	0:19,036	115 Ried,Lenny	0:14,845	153 Haralampiev,Maksim	0:14,451
17 153 Haralampiev,Maksim	0:48,466	106 Bergmeister,Jakob	0:19,039	107 Naudé,Toni Kayla	0:14,853	107 Naudé,Toni Kayla	0:14,479
18 109 Probst,Kaden	0:48,493	119 Tanggaard,Emil	0:19,039	125 Julius-Bernhart,Jannik	0:14,856	119 Tanggaard,Emil	0:14,484
19 151 Savani,Giacomo	0:48,503	107 Naudé,Toni Kayla	0:19,040	112 Gröndahl,Torben	0:14,862	109 Probst,Kaden	0:14,492
20 120 Felbermayr,Horst Felix	0:48,609	151 Savani,Giacomo	0:19,044	151 Savani,Giacomo	0:14,878	137 Bergman,Calle	0:14,508
21 112 Gröndahl,Torben	0:48,623	112 Gröndahl,Torben	0:19,055	150 Germansen Daae,Magnu	0:14,882	112 Gröndahl,Torben	0:14,525
22 121 Lüscher,Ekaterina	0:48,648	125 Julius-Bernhart,Jannik	0:19,064	121 Lüscher,Ekaterina	0:14,890	152 Scheef,Emil	0:14,550
23 125 Julius-Bernhart,Jannik	0:48,683	121 Lüscher,Ekaterina	0:19,078	120 Felbermayr,Horst Felix	0:14,913	120 Felbermayr,Horst Felix	0:14,551
24 138 Quondamcarlo,Manuel	0:48,705	138 Quondamcarlo,Manuel	0:19,099	141 Rieberer,Paul	0:14,915	151 Savani,Giacomo	0:14,554
25 116 Kristiansen,Marius	0:48,728	113 Andronaco,Vincent	0:19,100	109 Probst,Kaden	0:14,935	125 Julius-Bernhart,Jannik	0:14,556
26 152 Scheef,Emil	0:48,747	116 Kristiansen,Marius	0:19,165	116 Kristiansen,Marius	0:14,944	141 Rieberer,Paul	0:14,584
27 135 Testa,Rodrigo de Sousa	0:48,787	152 Scheef,Emil	0:19,186	138 Quondamcarlo,Manuel	0:14,949	138 Quondamcarlo,Manuel	0:14,590
28 141 Rieberer,Paul	0:48,891	141 Rieberer,Paul	0:19,264	152 Scheef,Emil	0:14,953	135 Testa,Rodrigo de Sousa	0:14,649
29 142 Mustafa,Dalvin	0:49,556	142 Mustafa,Dalvin	0:19,492	142 Mustafa,Dalvin	0:15,151	142 Mustafa,Dalvin	0:14,743
30 133 Ringdahl,Neo		133 Ringdahl,Neo	0:21,518	133 Ringdahl,Neo	0:15,791	133 Ringdahl,Neo	






DEUTSCHE KART-MEISTERSCHAFT

Round 1: 12 - 14 / 04 / 2019

SOUTH GARDA - LONATO (ITA)

DMSB

DMSB RegNr 97-19

R 8 DJKM (OK-Junior) Heat 2 A < > C

Die schnellsten Zeiten

Ort	Nr. Fahrername	Zeit	Streckenl.	Ø Speed
Ziel	140 Wharton,James	0:48,034	1200 m	89,9 km/h
Sektion 1	154 Szuka,Kapier	0:18,887	531 m	101,2 km/h
Sektion 2	154 Szuka,Kapier	0:14,675	390 m	95,7 km/h
Sektion 3	132 Leistra,Luca	0:14,320	279 m	70,1 km/h

	Smr.140 Wharton,James AUS Ricky Flynn Motorsport	Smr.132 Leistra,Luca BEL RS Schumacher Racing Team	Smr.124 Jakobsen,Mathias Bjerre DNK TK Racing	Smr.106 Bergmeister,Jakob DEU Millennium Racing Team	Smr.114 Magnussen,Mickey DNK RS Competition
best	theoretisch mögliche Bestzeit 0:48,012 Ziel Sektion 1 Sektion 2 Sektion 3 0:48,034 0:18,964 0:14,686 0:14,362	theoretisch mögliche Bestzeit 0:47,998 Ziel Sektion 1 Sektion 2 Sektion 3 0:48,058 0:18,955 0:14,723 0:14,320	theoretisch mögliche Bestzeit 0:48,199 Ziel Sektion 1 Sektion 2 Sektion 3 0:48,269 0:19,027 0:14,765 0:14,407	theoretisch mögliche Bestzeit 0:48,149 Ziel Sektion 1 Sektion 2 Sektion 3 0:48,214 0:19,039 0:14,761 0:14,349	theoretisch mögliche Bestzeit 0:48,117 Ziel Sektion 1 Sektion 2 Sektion 3 0:48,149 0:18,939 0:14,743 0:14,435
Runde 1	0:48,972 0:19,369 0:14,992 0:14,611	0:49,711 0:19,944 0:15,165 0:14,602	0:49,330 0:19,701 0:15,037 0:14,592	0:50,767 0:20,873 0:15,332 0:14,562	0:50,273 0:20,392 0:15,212 0:14,669
Runde 2	0:48,776 0:19,218 0:14,959 0:14,599	0:48,655 0:19,215 0:14,908 0:14,532	0:48,944 0:19,287 0:15,046 0:14,611	0:49,073 0:19,225 0:15,047 0:14,801	0:48,835 0:19,223 0:14,935 0:14,677
Runde 3	0:48,606 0:19,178 0:14,874 0:14,554	0:48,565 0:19,162 0:14,888 0:14,515	0:48,531 0:19,191 0:14,876 0:14,464	0:48,678 0:19,280 0:14,925 0:14,473	0:48,760 0:19,256 0:14,899 0:14,605
Runde 4	0:48,337 0:19,118 0:14,787 0:14,432	0:48,264 0:18,977 0:14,882 0:14,405	0:49,097 0:19,097 0:15,479 0:14,521	0:48,463 0:19,175 0:14,845 0:14,443	0:48,431 0:19,096 0:14,822 0:14,513
Runde 5	0:48,183 0:19,036 0:14,701 0:14,446	0:48,174 0:19,024 0:14,746 0:14,404	0:48,269 0:19,027 0:14,835 0:14,407	0:48,294 0:19,128 0:14,761 0:14,405	0:48,215 0:19,022 0:14,743 0:14,450
Runde 6	0:48,087 0:18,984 0:14,741 0:14,362	0:48,058 0:19,015 0:14,723 0:14,320	0:49,181 0:19,108 0:15,556 0:14,517	0:48,605 0:19,174 0:14,810 0:14,621	0:49,943 0:18,957 0:15,879 0:15,107
Runde 7	0:48,077 0:18,972 0:14,686 0:14,419	0:48,215 0:19,001 0:14,779 0:14,435	0:48,347 0:19,109 0:14,769 0:14,469	0:48,214 0:19,059 0:14,782 0:14,373	0:48,366 0:19,026 0:14,827 0:14,513
Runde 8	0:48,167 0:19,002 0:14,736 0:14,429	0:48,108 0:18,955 0:14,779 0:14,374	0:48,426 0:19,073 0:14,906 0:14,447	0:48,256 0:19,104 0:14,803 0:14,349	0:48,149 0:18,939 0:14,775 0:14,435
Runde 9	0:48,034 0:18,964 0:14,701 0:14,369	0:48,135 0:18,955 0:14,798 0:14,382	0:48,540 0:19,078 0:14,765 0:14,697	0:48,395 0:19,039 0:14,779 0:14,577	0:48,285 0:19,038 0:14,780 0:14,467







DEUTSCHE KART-MEISTERSCHAFT

Round 1: 12 - 14 / 04 / 2019

SOUTH GARDA - LONATO (ITA)

DMSB

DMSB RegNr 97-19

R 8 DJKM (OK-Junior) Heat 2 A < > C

Die schnellsten Zeiten

Ort	Nr. Fahrername	Zeit	Streckenl.	Ø Speed
Ziel	140 Whorton, James	0:48,034	1200 m	89,9 km/h
Sektion 1	154 Szuka, Karper	0:18,887	531 m	101,2 km/h
Sektion 2	154 Szuka, Karper	0:14,675	390 m	95,7 km/h
Sektion 3	132 Leistra, Luca	0:14,320	279 m	70,1 km/h

	Snr. 154 Szuka, Karper POL	Snr. 129 Sciomti, Enzo Riccardo USA	Snr. 159 Mars, Luca USA	Snr. 175 Gregor, Daniel DEU	Snr. 119 Tanggaard, Emil DNK
	Ward Racing	Ward Racing	Ward racing	Junior TEAM75	HK Motorsport
	theoretisch mögliche Bestzeit 0:47,922	theoretisch mögliche Bestzeit 0:48,147	theoretisch mögliche Bestzeit 0:48,080	theoretisch mögliche Bestzeit 0:48,120	theoretisch mögliche Bestzeit 0:48,298
best	Ziel 0:48,052	Ziel 0:48,195	Ziel 0:48,260	Ziel 0:48,192	Ziel 0:48,386
Runde 1	0:52,072	0:21,194	0:51,431	0:51,408	0:51,814
Runde 2	0:49,024	0:19,496	0:48,805	0:49,045	0:49,086
Runde 3	0:48,594	0:19,126	0:48,876	0:48,845	0:49,234
Runde 4	0:48,477	0:19,089	0:48,910	0:49,237	0:49,131
Runde 5	0:48,172	0:19,014	0:48,686	0:48,192	0:48,407
Runde 6	0:48,190	0:18,887	0:48,274	0:48,393	0:48,480
Runde 7	0:48,495	0:18,997	0:48,673	0:48,755	0:48,440
Runde 8	0:48,052	0:18,951	0:48,260	0:48,263	0:48,537
Runde 9	0:48,111	0:18,965	0:48,299	0:48,222	0:48,386
	0:16,067	0:14,811	0:14,886	0:14,874	0:14,775
	0:14,952	0:14,576	0:14,708	0:14,582	0:14,699
	0:14,854	0:14,614	0:14,944	0:14,738	0:14,729
	0:14,781	0:14,607	0:14,586	0:14,945	0:14,975
	0:14,759	0:14,399	0:14,759	0:14,789	0:14,847
	0:14,720	0:14,583	0:14,833	0:14,886	0:14,843
	0:14,779	0:14,719	0:14,702	0:14,980	0:14,783
	0:14,741	0:14,807	0:14,783	0:14,564	0:14,801
	0:14,675	0:14,471	0:14,894	0:14,382	0:14,841
			0:14,894	0:14,472	0:14,775
			0:18,937	0:19,008	0:14,555






DEUTSCHE KART-MEISTERSCHAFT

Round 1: 12 - 14 / 04 / 2019

SOUTH GARDA - LONATO (ITA)



DMSB

DMSB RegNr 97-19

R 8 DJKM (OK-Junior) Heat 2 A < > C

Die schnellsten Zeiten

Ort	Nr. Fahrername	Zeit	Streckenl.	Ø Speed
Ziel	140 Whorton, James	0:48,034	1200 m	89,9 km/h
Sektion 1	154 Szuka, Kasper	0:18,887	531 m	101,2 km/h
Sektion 2	154 Szuka, Kasper	0:14,675	390 m	95,7 km/h
Sektion 3	132 Leistra, Luca	0:14,320	279 m	70,1 km/h

	Smr.117 Oisen,Elias DNK HK Motorsport theoretisch mögliche Bestzeit 0:48,144	Smr.115 Ried,Lenny DEU Solgat Motorsport theoretisch mögliche Bestzeit 0:48,290	Smr.137 Bergman,Calle SWE Ward Racing theoretisch mögliche Bestzeit 0:48,235	Smr.107 Naudé,Toni Kayla CHE Innovate Competition theoretisch mögliche Bestzeit 0:48,372	Smr.150 Germansen Daas,Magnus DNK Haase Racing Team theoretisch mögliche Bestzeit 0:48,255
best	0:48,166 0:18,977 0:14,814 0:14,353	0:48,329 0:19,003 0:14,845 0:14,442	0:48,235 0:18,974 0:14,753 0:14,508	0:48,439 0:19,040 0:14,853 0:14,479	0:48,322 0:18,948 0:14,882 0:14,425
Runde 1	0:52,536 0:21,493 0:15,892 0:15,151	0:52,092 0:21,265 0:15,739 0:15,088	0:53,242 0:21,806 0:15,792 0:15,644	0:50,645 0:20,676 0:15,325 0:14,644	0:53,226 0:21,921 0:15,688 0:15,617
Runde 2	0:49,231 0:19,600 0:15,049 0:14,582	0:49,093 0:19,502 0:15,091 0:14,500	0:49,153 0:19,425 0:15,065 0:14,663	0:49,333 0:19,290 0:15,034 0:15,009	0:49,228 0:19,433 0:15,129 0:14,666
Runde 3	0:48,710 0:19,203 0:14,897 0:14,610	0:48,746 0:19,208 0:14,918 0:14,620	0:48,799 0:19,159 0:14,956 0:14,684	0:48,970 0:19,378 0:14,896 0:14,696	0:48,798 0:19,127 0:14,999 0:14,672
Runde 4	0:48,488 0:19,057 0:14,823 0:14,608	0:48,828 0:19,189 0:14,900 0:14,739	0:48,599 0:19,039 0:14,909 0:14,651	0:48,439 0:19,040 0:14,853 0:14,546	0:48,582 0:19,030 0:14,903 0:14,649
Runde 5	0:49,143 0:19,457 0:15,205 0:14,481	0:48,889 0:19,093 0:14,871 0:14,925	0:48,583 0:18,995 0:15,039 0:14,549	0:48,471 0:19,104 0:14,888 0:14,479	0:48,678 0:18,994 0:15,093 0:14,591
Runde 6	0:48,443 0:19,055 0:14,996 0:14,852	0:48,329 0:19,003 0:14,867 0:14,459	0:48,366 0:18,992 0:14,866 0:14,508	0:49,206 0:19,047 0:14,871 0:15,288	0:48,322 0:18,978 0:14,903 0:14,441
Runde 7	0:48,292 0:19,013 0:14,852 0:14,427	0:48,513 0:19,122 0:14,949 0:14,442	0:48,754 0:19,304 0:14,793 0:14,657	0:49,359 0:19,441 0:14,982 0:14,936	0:48,612 0:19,209 0:14,978 0:14,425
Runde 8	0:48,166 0:18,977 0:14,836 0:14,353	0:48,438 0:19,051 0:14,845 0:14,542	0:48,235 0:18,974 0:14,753 0:14,508	0:49,085 0:19,096 0:14,921 0:15,068	0:48,444 0:19,112 0:14,889 0:14,443
Runde 9	0:48,666 0:19,209 0:14,814 0:14,643	0:48,907 0:19,125 0:14,883 0:14,899	0:48,642 0:18,985 0:14,851 0:14,806	0:49,719 0:19,678 0:14,983 0:15,058	0:48,591 0:18,948 0:14,882 0:14,761





DEUTSCHE KART-MEISTERSCHAFT

Round 1: 12 - 14 / 04 / 2019

SOUTH GARDA - LONATO (ITA)



DMSB RegNr 97-19

R 8 DJKM (OK-Junior) Heat 2 A < > C

Die schnellsten Zeiten

Ort	Nr. Fahrername	Streckenkil.	Zeit	Ø Speed
Ziel	140 Whorton, James	1200 m	0:48,034	89,9 km/h
Sektion 1	154 Szuka, Kasper	531 m	0:18,887	101,2 km/h
Sektion 2	154 Szuka, Kasper	390 m	0:14,675	95,7 km/h
Sektion 3	132 Leistra, Luca	279 m	0:14,320	70,1 km/h

	Stnr. 109 Probst, Kaden NZL	Stnr. 113 Andronaco, Vincent DEU	Stnr. 115 Haralampjev, Maksim DEU	Stnr. 135 Testa, Rodrigo de Sousa PRT
	Darren Probst	Team Hemkemeyer	Maxim Racing Sport	DR SRL
	theoretisch mögliche Bestzeit 0:48,428	theoretisch mögliche Bestzeit 0:48,374	theoretisch mögliche Bestzeit 0:48,289	theoretisch mögliche Bestzeit 0:48,407
best	Ziel 0:48,493	Ziel 0:48,409	Ziel 0:48,466	Ziel 0:48,787
Runde 1	0:52,485	0:53,349	0:54,505	0:54,188
Runde 2	0:49,560	0:49,155	0:49,901	0:49,156
Runde 3	0:48,875	0:48,923	0:48,675	0:48,853
Runde 4	0:48,493	0:48,775	0:48,924	0:48,921
Runde 5	0:49,654	0:48,972	0:48,541	0:49,059
Runde 6	0:48,513	0:48,685	0:48,567	0:49,023
Runde 7	0:48,511	0:48,712	0:49,358	0:49,369
Runde 8	0:48,566	0:48,503	0:48,466	0:48,872
Runde 9	0:48,884	0:48,800	0:48,730	0:48,787
	Sektor 1 0:19,001	Sektor 1 0:19,100	Sektor 1 0:19,012	Sektor 1 0:18,996
	Sektor 2 0:14,935	Sektor 2 0:14,825	Sektor 2 0:14,826	Sektor 2 0:14,762
	Sektor 3 0:14,492	Sektor 3 0:14,554	Sektor 3 0:14,449	Sektor 3 0:14,649
	Sektor 4 0:14,935	Sektor 4 0:14,706	Sektor 4 0:14,983	Sektor 4 0:14,714
	Sektor 5 0:14,473	Sektor 5 0:14,554	Sektor 5 0:14,983	Sektor 5 0:14,821
	Sektor 6 0:14,509	Sektor 6 0:14,587	Sektor 6 0:14,961	Sektor 6 0:14,895
	Sektor 7 0:14,544	Sektor 7 0:14,636	Sektor 7 0:15,063	Sektor 7 0:15,041
	Sektor 8 0:14,982	Sektor 8 0:14,581	Sektor 8 0:14,826	Sektor 8 0:14,822
	Sektor 9 0:15,177	Sektor 9 0:14,640	Sektor 9 0:14,980	Sektor 9 0:15,034






DEUTSCHE KART-MEISTERSCHAFT

Round 1: 12 - 14 / 04 / 2019

SOUTH GARDA - LONATO (ITA)



DMSB RegNr 97-19

R 8 DJKM (OK-Junior) Heat 2 A < > C

Die schnellsten Zeiten

Ort	Nr. Fahrername	Zeit	Streckenkil.	Ø Speed
Ziel	140 Whorton, James	0:48,034	1200 m	89,9 km/h
Sektion 1	154 Szuka, Kasper	0:18,887	531 m	101,2 km/h
Sektion 2	154 Szuka, Kasper	0:14,675	390 m	95,7 km/h
Sektion 3	132 Leistra, Luca	0:14,320	279 m	70,1 km/h

	Smr.125 Julius-Bernhart,Jannik DEU SRP Racing Team theoretisch mögliche Bestzeit 0:48,476	Smr.138 Quondamcarlo,Manuel ITA DR SRL theoretisch mögliche Bestzeit 0:48,638	Smr.112 Gründahl,Torben DEU Team Hemkemeyer theoretisch mögliche Bestzeit 0:48,442	Smr.120 Felbermayr,Horst Felix AUT Solgat Motorsport theoretisch mögliche Bestzeit 0:48,500	Smr.116 Kristiansen,Marius DNK HK Motorsport theoretisch mögliche Bestzeit 0:48,537
best	0:48,683	0:48,705	0:48,623	0:48,609	0:48,728
Runde 1	0:53,876	0:54,322	0:54,490	0:54,824	0:53,779
Runde 2	0:49,152	0:49,249	0:50,122	0:50,293	0:50,092
Runde 3	0:48,964	0:48,997	0:49,035	0:49,168	0:48,773
Runde 4	0:48,851	0:49,500	0:48,881	0:48,847	0:49,174
Runde 5	0:49,191	0:49,003	0:49,194	0:48,727	0:49,165
Runde 6	0:48,933	0:48,705	0:48,772	0:48,644	0:49,445
Runde 7	0:49,829	0:48,915	0:48,623	0:49,466	0:48,915
Runde 8	0:48,683	0:48,756	0:48,707	0:48,707	0:48,728
Runde 9	0:48,907	0:49,207	0:48,898	0:48,609	0:49,357
	0:15,920	0:16,094	0:16,306	0:16,677	0:16,041
	0:15,366	0:15,118	0:15,388	0:15,493	0:15,198
	0:15,002	0:15,082	0:15,063	0:15,519	0:14,990
	0:14,664	0:15,279	0:14,862	0:14,994	0:15,149
	0:14,653	0:15,035	0:15,165	0:14,976	0:15,078
	0:14,932	0:14,949	0:14,711	0:14,976	0:15,043
	0:15,398	0:14,964	0:14,886	0:14,936	0:15,203
	0:14,556	0:15,035	0:14,949	0:14,975	0:19,318
	0:14,805	0:15,422	0:15,087	0:19,243	0:19,356
	0:15,038	0:14,686	0:15,158	0:19,036	0:14,944
					0:14,968
					0:15,224







DEUTSCHE KART-MEISTERSCHAFT

Round 1: 12 - 14 / 04 / 2019

SOUTH GARDA - LONATO (ITA)



DMSB RegNr 97-19

R 8 DJKM (OK-Junior) Heat 2 A < > C

Die schnellsten Zeiten

Ort	Nr. Fahrername	Zeit	Streckenkil.	Ø Speed
Ziel	140 Whorton, James	0:48,034	1200 m	89,9 km/h
Sektion 1	154 Szuka, Kasper	0:18,887	531 m	101,2 km/h
Sektion 2	154 Szuka, Kasper	0:14,675	390 m	95,7 km/h
Sektion 3	132 Leistra, Luca	0:14,320	279 m	70,1 km/h

	Stmr.121 Lüscher,Ekaterina CHE	Stmr.152 Scheef,Emil DNK	Stmr.141 Rieberer,Paul AUT	Stmr.142 Mustafa,Dalvin DEU	Stmr.133 Ringdahl,Neo SWE
	Innovate Competition theoretisch mögliche Bestzeit 0:48,361	Speedsupply theoretisch mögliche Bestzeit 0:48,689	Hold Maranello Racing Team theoretisch mögliche Bestzeit 0:48,763	Gazmend Mustafa theoretisch mögliche Bestzeit 0:49,386	Bamberger Karttracing theoretisch mögliche Bestzeit 0:37,309
best	Ziel Sektion 1 Sektion 2 Sektion 3 0:48,648 0:19,078 0:14,890 0:14,393	Ziel Sektion 1 Sektion 2 Sektion 3 0:48,747 0:19,186 0:14,953 0:14,550	Ziel Sektion 1 Sektion 2 Sektion 3 0:48,891 0:19,264 0:14,915 0:14,584	Ziel Sektion 1 Sektion 2 Sektion 3 0:49,556 0:19,492 0:15,151 0:14,743	Ziel Sektion 1 Sektion 2 Sektion 3 0:21,518 0:15,791
Runde 1	0:54,405 0:22,302 0:16,809 0:15,294	0:54,676 0:22,600 0:15,773 0:16,303	0:54,176 0:22,211 0:16,360 0:15,605	0:53,621 0:21,584 0:16,738 0:15,299	0:21,518 0:15,791
Runde 2	0:50,437 0:19,598 0:15,662 0:15,177	0:49,962 0:19,696 0:15,612 0:14,654	0:50,371 0:19,875 0:15,634 0:14,862	0:50,506 0:20,058 0:15,581 0:14,867	
Runde 3	0:49,788 0:19,761 0:15,425 0:14,602	0:49,249 0:19,295 0:15,268 0:14,686	0:49,610 0:19,848 0:15,069 0:14,693	0:50,139 0:19,841 0:15,343 0:14,955	
Runde 4	0:48,683 0:19,217 0:14,947 0:14,519	0:49,027 0:19,239 0:15,034 0:14,754	0:48,896 0:19,368 0:14,916 0:14,612	0:49,556 0:19,492 0:15,151 0:14,913	
Runde 5	0:48,733 0:19,276 0:14,989 0:14,468	0:49,419 0:19,225 0:15,064 0:15,130	0:48,891 0:19,307 0:14,915 0:14,669	0:49,677 0:19,607 0:15,290 0:14,780	
Runde 6	0:48,919 0:19,078 0:15,266 0:14,575	0:49,145 0:19,429 0:14,970 0:14,746	0:49,115 0:19,264 0:15,192 0:14,659	0:49,965 0:19,695 0:15,517 0:14,753	
Runde 7	0:48,724 0:19,400 0:14,931 0:14,393	0:48,770 0:19,261 0:14,953 0:14,556	0:49,352 0:19,577 0:15,191 0:14,584	0:49,904 0:19,893 0:15,268 0:14,743	
Runde 8	0:48,728 0:19,092 0:15,141 0:14,495	0:49,382 0:19,285 0:15,082 0:15,015	0:51,549 0:19,468 0:17,140 0:14,941	0:50,426 0:20,116 0:15,388 0:14,922	
Runde 9	0:48,648 0:19,130 0:14,890 0:14,628	0:48,747 0:19,186 0:15,011 0:14,550	0:49,237 0:19,445 0:15,067 0:14,725	0:49,918 0:19,668 0:15,448 0:14,802	

R 4 DJKM (OK-Junior) Heat 1 B <> C

Strecke / track: 1200m

fastest Lap Christian HO at: 0:47,926

started: 29 classified: 29 not classified: 0 not started: 1

Pos	Stf. Nr.	Fahrer Driver	Nation	Bewerber/Sponsor	Nation	Lizenz R.Lizenz	Chassis/Motor/Reifen	Points	Runden Laps	Gesamtheit Differenz	Abstand Gap	beste Runde best Lap	in R. in L.	o Geschw. a Speed
1	122	HO, Christian	SGP	Ricky Flynn Motorsport	GBR	026/UK1 142392	FA Victory R / Vortex / Vego	0	9	7:18,126		0:47,926	9	88,7 km/h 90,1 km/h
2	146	DE HAAN, Robert	NLD	ENERGY CORSE S.R.L.	ITA	40204 295423	Energy / TM / Vego	2	9	7:19,595 0:01,469	0:01,469	0:48,192	7	88,4 km/h 89,6 km/h
3	106	BERGMEISTER, Jakob	DEU	Millennium Racing Team	DEU	IKC1156048 KBF1095578	Tony Kart / Vortex / Vego	3	9	7:20,242 0:02,116	0:00,647	0:48,052	6	88,3 km/h 89,9 km/h
4	129	SCIONI, Enzo Riccardo	USA	Ward Racing	SWE	D1845 SK 19 JR-C 102	Tony Kart / Vortex / Vego	4	9	7:20,721 0:02,595	0:00,479	0:48,118	7	88,2 km/h 89,8 km/h
5	114	MAGNUSSEN, Mickey	DNK	RS Competition	DNK	57430 36053	Tony Kart / Vortex / Vego	5	9	7:20,897 0:02,771	0:00,176	0:48,129	7	88,2 km/h 89,8 km/h
6	136	PEDERSEN, Oscar	SWE	Bamberger Karttracing	DEU	20060316895t KBF1197896	Luxor / LKE / Vego	6	9	7:21,526 0:03,400	0:00,629	0:48,129	8	88,1 km/h 89,8 km/h
7	130	SKJELLERUP, Marcus	DNK	RS Competition	DNK	63503 36053	Tony Kart / Vortex / Vego	7	9	7:21,617 0:03,491	0:00,091	0:48,054	8	88 km/h 89,9 km/h
8	139	RÉVÉSZ, Levente	HUN	KR MOTORSPORT SRL	ITA	5746 436754	KR / Parilla / Vego	8	9	7:21,669 0:03,543	0:00,052	0:48,024	8	88 km/h 90 km/h
9	119	TANGGAARD, Emil	DNK	HK Motorsport	DNK	66542 81330	Kart Republic / TM / Vego	9	9	7:22,600 0:04,474	0:00,931	0:48,090	8	87,8 km/h 89,8 km/h
10	154	SZTUKA, Kacper	POL	Ward Racing	SWE	04002 102	Tony Kart / Vortex / Vego	10	9	7:23,152 0:05,026	0:00,552	0:48,074	8	87,7 km/h 89,9 km/h
11	118	TERKILDSEN, Magnus	DNK	HK Motorsport	DNK	58099 81330	Kart Republic / IAME / Vego	11	9	7:23,624 0:05,498	0:00,472	0:48,097	9	87,6 km/h 89,8 km/h
12	108	RAUER, Fabio	DEU	RS Schumacher Racing Team	DEU	IKC1164921 KBF1067587	Praga / IAME / Vego	12	9	7:24,791 0:06,665	0:01,167	0:48,248	8	87,4 km/h 89,5 km/h
13	160	VAN RUITEN, Dani	NLD	CRG Holland	NLD	40846 15521	CRG / TM / Vego	13	9	7:26,180 0:08,054	0:01,389	0:48,138	8	87,1 km/h 89,7 km/h
14	144	KARLSSON, William	SWE	Nika International	SWE	20051018587t 222	Exprit / Vortex / Vego	14	9	7:26,254 0:08,128	0:00,074	0:48,262	8	87,1 km/h 89,5 km/h
15	117	OLSEN, Elias	DNK	HK Motorsport	DNK	67563 81330	Kart Republic / IAME / Vego	15	9	7:26,559 0:08,433	0:00,305	0:48,302	8	87,1 km/h 89,4 km/h
16	158	ARSENEAU, Justin	CAN	Ward racing	SWE	t.b.a. 102	Tony Kart / Vortex / Vego	16	9	7:26,710 0:08,584	0:00,151	0:48,267	9	87 km/h 89,5 km/h
17	153	HARALAMPIEV, Maksim	DEU	Maxim Racing Sport	DEU	IKC1169591 KBF1167038	Exprit / t.b.a. / Vego	17	9	7:27,708 0:09,582	0:00,998	0:48,350	8	86,8 km/h 89,3 km/h
18	138	QUONDAMCARLO, Manuel	ITA	DR SRL	ITA	370486 296449	DR / Modena / Vego	18	9	7:28,467 0:10,341	0:00,759	0:48,466	9	86,7 km/h 89,1 km/h
19	174	DUCOFFRE, Paul	DEU	CRG Keijzer racing	NLD	IKA1183496 28613	CRG / TM / Vego	19	9	7:28,870 0:10,744	0:00,403	0:48,338	7	86,6 km/h 89,4 km/h
20	113	ANDRONACO, Vincent	DEU	Team Hemkemeyer	DEU	IKC1160865 KBF1079090	Intrepid / IAME / Vego	20	9	7:29,652 0:11,526	0:00,782	0:48,436	8	86,5 km/h 89,2 km/h
21	111	REHM, Maxim	DEU	Rehm Racing	DEU	IKC1166371 KBF1044805	CRG / TM / Vego	21	9	7:30,075 0:11,949	0:00,423	0:48,596	8	86,4 km/h 88,9 km/h
22	120	FELBERMAYR, Horst Felix	AUT	Solgat Motorsport	DEU	JK2178 KBF1079882	Ricciardo / TM / Vego	22	9	7:30,449 0:12,323	0:00,374	0:48,542	8	86,3 km/h 89 km/h
23	116	KRISTIANSEN, Marius	DNK	HK Motorsport	DNK	66433 81330	Kart Republic / IAME / Vego	23	9	7:30,743 0:12,617	0:00,294	0:48,426	9	86,3 km/h 89,2 km/h
24	150	GERMANSEN DAAE, Magnus	DNK	Haase Racing Team	DNK	50634 03427	Haase / IAME / Vego	24	9	7:31,552 0:13,426	0:00,809	0:48,280	8	86,1 km/h 89,5 km/h
25	125	JULIUS-BERNHART, Jannik	DEU	SRP Racing Team	DEU	IKC1136143 KBF1156791	Maranello / TM / Vego	25	9	7:31,672 0:13,546	0:00,120	0:48,700	8	86,1 km/h 88,7 km/h
26	121	LÜSCHER, Ekaterina	CHE	Innovate Competition	CHE	500305 500033	Exprit / IAME / Vego	26	9	7:32,115 0:13,989	0:00,443	0:48,455	9	86 km/h 89,2 km/h
27	181	OUZIEL, Andrey	ARE	ENERGY CORSE S.R.L.	ITA	036 295423	Energy / TM / Vego	27	9	7:34,497 0:16,371	0:02,382	0:48,892	7	85,5 km/h 88,4 km/h
28	188	SCHMITZ, Marc	DEU	Maxim Racing Sport	DEU	IKC1167039 KBF1167038	Exprit / Vortex / Vego	28	9	7:37,114 0:18,988	0:02,617	0:49,080	7	85,1 km/h 88 km/h
29	137	BERGMAN, Calle	SWE	Ward Racing	SWE	20050902307t 102	Tony Kart / Vortex / Vego	29	0	0:02,674 9 R		9 R		
the following drivers did not start.														
DNS	127	ZUG, Lilly	DEU	RL-Competition	DEU	IKC1173305 KBF1132168	CRG / TM / Vego	1	DNS					

Rennleitung: Pasquale Lupoli Racedirektor: Horst Seidel
Sportkommissare: Nikolas Spaderna / Ulrich Bell / Paola Acerbi
Techn. Kommissare: Hans-Jürgen Dangers / M. Grasshoff / C. Schmidt
Zeitnahme: KART-DATA timing service Franz Schieszler






DEUTSCHE KART-MEISTERSCHAFT

Round 1: 12 - 14 / 04 / 2019


SOUTH GARDA - LONATO (ITA)


DMSB

DMSB RegNr 97-19

R 4 DJKM (OK-Junior) Heat 1 B < > C

Fahrername Driver	Ho Christian	De Haan Robert	Bergmeister Jakob	Scionti Enzo Riccardo	Magnussen Mickey	Pedersen Oscar	Skjellerup Marcus	Révész Levente	Tangaard Emil	Sztuka Kacper	Terkildsen Magnus	Rauer Fabio
schleunigste Runde in Runde	0:47,926 Rn. 9	0:48,192 Rn. 7	0:48,052 Rn. 6	0:48,118 Rn. 7	0:48,129 Rn. 7	0:48,129 Rn. 8	0:48,054 Rn. 8	0:48,024 Rn. 8	0:48,090 Rn. 8	0:48,074 Rn. 8	0:48,097 Rn. 9	0:48,248 Rn. 8
Speed	90,1 km/h	89,6 km/h	89,9 km/h	89,8 km/h	89,8 km/h	89,8 km/h	89,9 km/h	90,0 km/h	89,8 km/h	89,9 km/h	89,8 km/h	89,5 km/h
Lap 1	0:49,666	0:50,667	0:51,381	0:51,281	0:50,780	0:51,825	0:50,356	0:51,841	0:52,275	0:52,530	0:52,513	0:52,287
Lap 2	0:49,029	0:48,897	0:48,906	0:48,910	0:48,995	0:48,941	0:48,917	0:49,828	0:49,513	0:49,471	0:49,143	0:49,498
Lap 3	0:48,892	0:48,489	0:48,411	0:48,442	0:48,679	0:48,562	0:48,582	0:48,506	0:48,635	0:48,946	0:49,142	0:49,264
Lap 4	0:48,408	0:48,353	0:48,265	0:48,352	0:48,305	0:48,306	0:48,391	0:48,342	0:48,356	0:48,351	0:48,538	0:48,548
Lap 5	0:48,317	0:48,592	0:48,446	0:48,869	0:48,463	0:48,289	0:49,771	0:48,521	0:48,697	0:48,335	0:48,339	0:48,478
Lap 6	0:48,315	0:48,307	0:48,052	0:48,179	0:48,294	0:48,803	0:49,507	0:48,103	0:48,521	0:48,957	0:48,519	0:49,108
Lap 7	0:48,069	0:48,192	0:48,171	0:48,118	0:48,129	0:48,228	0:48,121	0:48,123	0:48,207	0:48,110	0:48,258	0:48,542
Lap 8	0:48,064	0:48,231	0:48,137	0:48,250	0:48,714	0:48,129	0:48,054	0:48,024	0:48,090	0:48,074	0:48,158	0:48,248
Lap 9	0:47,926	0:48,262	0:48,452	0:48,521	0:48,817	0:48,561	0:48,390	0:48,258	0:48,152	0:48,083	0:48,097	0:48,379






DEUTSCHE KART-MEISTERSCHAFT

Round 1: 12 - 14 / 04 / 2019

SOUTH GARDA - LONATO (ITA)

DMSB

DMSB RegNr 97-19

R 4 DJKM (OK-Junior) Heat 1 B < > C

Fahrername Driver	Van Ruiten Dani	Karlsson William	Olsen Elias	Arseneau Justin	Haralampiev Maksim	Quondamcarlo Manuel	Ducoffre Paul	Andronaco Vincent	Rehm Maxim	Felbermayr Horst Felix	Kristiansen Marius	Dace Magnus
schnellste Runde in Runde	0:48,138 Rn. 8	0:48,262 Rn. 8	0:48,302 Rn. 8	0:48,267 Rn. 9	0:48,350 Rn. 8	0:48,466 Rn. 9	0:48,338 Rn. 7	0:48,436 Rn. 8	0:48,596 Rn. 8	0:48,542 Rn. 8	0:48,426 Rn. 9	0:48,280 Rn. 8
Speed	89,7 km/h	89,5 km/h	89,4 km/h	89,5 km/h	89,3 km/h	89,1 km/h	89,4 km/h	89,2 km/h	88,9 km/h	89,0 km/h	89,2 km/h	89,5 km/h
Lap 1	0:52,445	0:51,954	0:52,501	0:53,728	0:54,279	0:54,090	0:54,382	0:54,097	0:53,295	0:54,585	0:53,792	0:55,283
Lap 2	0:49,658	0:49,125	0:49,418	0:49,349	0:49,620	0:50,041	0:49,809	0:50,540	0:49,471	0:49,692	0:49,570	0:51,852
Lap 3	0:49,042	0:48,666	0:49,103	0:48,884	0:48,879	0:49,304	0:49,436	0:50,008	0:49,345	0:49,253	0:49,435	0:49,575
Lap 4	0:48,884	0:48,412	0:49,102	0:48,944	0:49,124	0:48,722	0:48,818	0:48,833	0:49,433	0:48,864	0:48,886	0:49,262
Lap 5	0:48,547	0:49,086	0:48,409	0:48,417	0:48,616	0:48,720	0:48,783	0:48,743	0:49,156	0:48,859	0:49,200	0:48,444
Lap 6	0:48,425	0:49,401	0:50,354	0:49,241	0:48,665	0:48,685	0:48,587	0:48,687	0:49,073	0:49,073	0:49,513	0:48,682
Lap 7	0:48,836	0:49,772	0:48,457	0:48,866	0:48,551	0:48,561	0:48,338	0:48,557	0:48,760	0:48,729	0:48,794	0:48,650
Lap 8	0:48,138	0:48,262	0:48,302	0:48,355	0:48,350	0:48,659	0:48,728	0:48,436	0:48,596	0:48,542	0:48,680	0:48,280
Lap 9	0:49,467	0:49,331	0:48,381	0:48,267	0:48,519	0:48,466	0:48,591	0:48,742	0:49,331	0:48,587	0:48,426	0:48,545



DKM



DEUTSCHE KART-MEISTERSCHAFT




Round 1: 12 - 14 / 04 / 2019

SOUTH GARDA - LONATO (ITA)



DMSB RegNr 97-19

R 4 DJKM (OK-Junior) Heat 1 B < > C

Fahrername Driver	Julius-Bernhart Jannik	Lüscher Ekaterina	Ouziel Andrey	Schmitz Marc	Bergman Calle
schnellste Runde in Runde	0:48,700 Rn. 8	0:48,455 Rn. 9	0:48,892 Rn. 7	0:49,080 Rn. 7	
Speed	88,7 km/h	89,2 km/h	88,4 km/h	88,0 km/h	
Lap 1	0:54,685	0:54,259	0:55,074	0:54,400	
Lap 2	0:50,288	0:50,500	0:51,232	0:51,096	
Lap 3	0:49,277	0:49,299	0:49,426	0:49,747	
Lap 4	0:48,831	0:49,111	0:49,847	0:49,483	
Lap 5	0:48,883	0:49,067	0:49,066	0:50,019	
Lap 6	0:49,157	0:48,734	0:48,956	0:49,565	
Lap 7	0:48,760	0:49,302	0:48,892	0:49,080	
Lap 8	0:48,700	0:48,613	0:48,998	0:49,417	
Lap 9	0:49,026	0:48,455	0:49,166	0:49,236	





DEUTSCHE KART-MEISTERSCHAFT

Round 1: 12 - 14 / 04 / 2019

SOUTH GARDA - LONATO (ITA)

DMSB RegNr-97-19

R 4 DJKM (OK-Junior) Heat 1 B <> C

Ziel		Sektion 1		Sektion 2		Sektion 3	
Fahrername	Zeit	Fahrername	Zeit	Fahrername	Zeit	Fahrername	Zeit
1 122 Ho,Christian	0:47,926	139 Révész,Levente	0:18,878	119 Tanggaard,Emil	0:14,683	122 Ho,Christian	0:14,219
2 139 Révész,Levente	0:48,024	130 Skjellerup,Marcus	0:18,881	118 Terkildsen,Magnus	0:14,688	106 Bergmeister,Jakob	0:14,315
3 106 Bergmeister,Jakob	0:48,052	106 Bergmeister,Jakob	0:18,893	154 Sztuka,Kacper	0:14,694	121 Lüscher,Ekaterina	0:14,327
4 130 Skjellerup,Marcus	0:48,054	129 Scionti,Enzo Riccardo	0:18,901	160 Van Ruiten,Dani	0:14,694	139 Révész,Levente	0:14,328
5 154 Sztuka,Kacper	0:48,074	114 Magnussen,Mickey	0:18,906	130 Skjellerup,Marcus	0:14,710	144 Karlsson,William	0:14,346
6 119 Tanggaard,Emil	0:48,090	118 Terkildsen,Magnus	0:18,914	122 Ho,Christian	0:14,716	158 Arseneau,Justin	0:14,352
7 118 Terkildsen,Magnus	0:48,097	146 De Haan,Robert	0:18,941	136 Pedersen,Oscar	0:14,717	174 Ducoffre,Paul	0:14,360
8 129 Scionti,Enzo Riccardo	0:48,118	154 Sztuka,Kacper	0:18,947	129 Scionti,Enzo Riccardo	0:14,718	129 Scionti,Enzo Riccardo	0:14,367
9 114 Magnussen,Mickey	0:48,129	150 Germansen Daae,Magnus	0:18,957	108 Rauer,Fabio	0:14,723	119 Tanggaard,Emil	0:14,367
10 136 Pedersen,Oscar	0:48,129	122 Ho,Christian	0:18,969	106 Bergmeister,Jakob	0:14,726	130 Skjellerup,Marcus	0:14,376
11 160 Van Ruiten,Dani	0:48,138	153 Haralampiev,Maksim	0:18,972	114 Magnussen,Mickey	0:14,727	116 Kristiansen,Marius	0:14,381
12 146 De Haan,Robert	0:48,192	119 Tanggaard,Emil	0:18,974	139 Révész,Levente	0:14,735	136 Pedersen,Oscar	0:14,390
13 108 Rauer,Fabio	0:48,248	108 Rauer,Fabio	0:18,982	146 De Haan,Robert	0:14,749	154 Sztuka,Kacper	0:14,391
14 144 Karlsson,William	0:48,262	136 Pedersen,Oscar	0:18,996	144 Karlsson,William	0:14,798	118 Terkildsen,Magnus	0:14,393
15 158 Arseneau,Justin	0:48,267	160 Van Ruiten,Dani	0:18,997	113 Andronaco,Vincent	0:14,803	150 Germansen Daae,Magnus	0:14,408
16 150 Germansen Daae,Magnus	0:48,280	117 Olsen,Elias	0:19,010	158 Arseneau,Justin	0:14,824	160 Van Ruiten,Dani	0:14,424
17 117 Olsen,Elias	0:48,302	158 Arseneau,Justin	0:19,019	117 Olsen,Elias	0:14,828	114 Magnussen,Mickey	0:14,438
18 174 Ducoffre,Paul	0:48,338	144 Karlsson,William	0:19,038	153 Haralampiev,Maksim	0:14,828	120 Felbermayr,Horst Felix	0:14,456
19 153 Haralampiev,Maksim	0:48,350	138 Quondamcarlo,Manuel	0:19,042	125 Julius-Bernhart,Jannik	0:14,836	117 Olsen,Elias	0:14,464
20 116 Kristiansen,Marius	0:48,426	113 Andronaco,Vincent	0:19,052	120 Felbermayr,Horst Felix	0:14,841	146 De Haan,Robert	0:14,473
21 113 Andronaco,Vincent	0:48,436	174 Ducoffre,Paul	0:19,053	150 Germansen Daae,Magnus	0:14,858	108 Rauer,Fabio	0:14,475
22 121 Lüscher,Ekaterina	0:48,455	120 Felbermayr,Horst Felix	0:19,064	111 Rehm,Maxim	0:14,869	138 Quondamcarlo,Manuel	0:14,477
23 138 Quondamcarlo,Manuel	0:48,466	121 Lüscher,Ekaterina	0:19,089	188 Schmitz,Marc	0:14,898	153 Haralampiev,Maksim	0:14,539
24 120 Felbermayr,Horst Felix	0:48,542	111 Rehm,Maxim	0:19,090	138 Quondamcarlo,Manuel	0:14,900	113 Andronaco,Vincent	0:14,567
25 111 Rehm,Maxim	0:48,596	125 Julius-Bernhart,Jannik	0:19,099	116 Kristiansen,Marius	0:14,911	181 Ouziel,Andrey	0:14,618
26 125 Julius-Bernhart,Jannik	0:48,700	116 Kristiansen,Marius	0:19,114	174 Ducoffre,Paul	0:14,922	125 Julius-Bernhart,Jannik	0:14,626
27 181 Ouziel,Andrey	0:48,892	181 Ouziel,Andrey	0:19,212	181 Ouziel,Andrey	0:14,964	111 Rehm,Maxim	0:14,637
28 188 Schmitz,Marc	0:49,080	188 Schmitz,Marc	0:19,299	121 Lüscher,Ekaterina	0:14,967	188 Schmitz,Marc	0:14,665
29 137 Bergman,Calle		137 Bergman,Calle	0:21,987	137 Bergman,Calle	0:15,546	137 Bergman,Calle	






Round 1: 12 - 14 / 04 / 2019

SOUTH GARDA - LONATO (ITA)

DEUTSCHE KART-MEISTERSCHAFT



DMSB RegNr 97-19

R 4 DJKM (DK-Junior) Heat 1 B < > C

Die schnellsten Zeiten

Ort	Nr. Fahrername	Zeit	Streckenkil.	Ø Speed
Ziel	122 Ho,Christian	0:47,926	1200 m	90,1 km/h
Sektion 1	139 Révész,Levente	0:18,878	531 m	101,3 km/h
Sektion 2	119 Tanggaard,Emil	0:14,683	390 m	95,6 km/h
Sektion 3	122 Ho,Christian	0:14,219	279 m	70,6 km/h

	Smr.122 Ho,Christian SGP	Smr.146 De Haan,Robert NLD	Smr.106 Bergmeister,Jakob DEU	Smr.129 Scionti,Enzo Riccardo USA	Smr.114 Magnussen,Mickey DNK
	Ricky Flynn Motorsport	ENERGY CORSE S.R.L.	Millennium Racing Team	Ward Racing	RS Competition
	theoretisch mögliche Bestzeit 0:47,904	theoretisch mögliche Bestzeit 0:48,163	theoretisch mögliche Bestzeit 0:47,934	theoretisch mögliche Bestzeit 0:47,986	theoretisch mögliche Bestzeit 0:48,071
best	Ziel 0:47,926	Sektion 1 0:18,941	Sektion 1 0:18,893	Sektion 1 0:18,901	Ziel 0:48,129
	Sektion 2 0:14,716	Sektion 2 0:14,749	Sektion 2 0:14,726	Sektion 2 0:14,718	Sektion 1 0:18,906
	Sektion 3 0:14,219	Sektion 3 0:14,473	Sektion 3 0:14,315	Sektion 3 0:14,367	Sektion 2 0:14,438
Runde 1	0:49,666	0:20,279	0:20,993	0:20,858	0:50,780
Runde 2	0:49,029	0:19,263	0:19,333	0:19,320	0:48,995
Runde 3	0:48,892	0:19,015	0:19,120	0:19,108	0:48,679
Runde 4	0:48,408	0:18,996	0:19,002	0:19,081	0:48,305
Runde 5	0:48,317	0:19,041	0:18,996	0:18,948	0:48,463
Runde 6	0:48,315	0:19,011	0:19,011	0:19,013	0:48,294
Runde 7	0:48,069	0:18,970	0:19,053	0:18,910	0:48,129
Runde 8	0:48,064	0:18,941	0:18,893	0:18,901	0:48,714
Runde 9	0:47,926	0:18,978	0:18,977	0:19,065	0:48,817
	0:14,716	0:14,769	0:14,813	0:14,844	0:14,780
	0:14,219	0:14,515	0:14,662	0:14,612	0:14,438








DEUTSCHE KART-MEISTERSCHAFT

Round 1: 12 - 14 / 04 / 2019

SOUTH GARDA - LONATO (ITA)




DMSB RegNr 97-19

R 4 DJKM (DK-Junior) Heat 1 B < > C

Die schnellsten Zeiten

Ort	Nr. Fahrername	Zeit	Streckenkil.	Ø Speed
Ziel	122 Ho,Christian	0:47,926	1200 m	90,1 km/h
Sektion 1	139 Révész,Levente	0:18,878	531 m	101,3 km/h
Sektion 2	119 Tanggaard,Emil	0:14,683	390 m	95,6 km/h
Sektion 3	122 Ho,Christian	0:14,219	279 m	70,6 km/h

	Snr.136 Pedersen,Oscar SWE Bamberger Karttracing theoretisch mögliche Bestzeit 0:48,103	Snr.130 Skjellerup,Marcus DNK RS Competition theoretisch mögliche Bestzeit 0:47,967	Snr.139 Révész,Levente HUN KR MOTORSPORT SRL theoretisch mögliche Bestzeit 0:47,941	Snr.119 Tanggaard,Emil DNK HK Motorsport theoretisch mögliche Bestzeit 0:48,024	Snr.154 Sznuka,Kacper POL Ward Racing theoretisch mögliche Bestzeit 0:48,032
best	0:48,129 0:18,996 0:14,717 0:14,390	0:48,054 0:18,881 0:14,710 0:14,376	0:48,024 0:18,878 0:14,735 0:14,328	0:48,090 0:18,974 0:14,683 0:14,367	0:48,074 0:18,947 0:14,694 0:14,391
Runde 1	0:51,825 0:20,968 0:15,498 0:15,359	0:50,356 0:20,295 0:15,399 0:14,662	0:51,841 0:21,057 0:15,507 0:15,277	0:52,275 0:21,456 0:15,431 0:15,388	0:52,530 0:21,757 0:15,415 0:15,358
Runde 2	0:48,941 0:19,264 0:15,079 0:14,598	0:48,917 0:19,269 0:15,127 0:14,521	0:49,828 0:19,168 0:15,096 0:15,564	0:49,513 0:19,263 0:14,968 0:15,282	0:49,471 0:19,465 0:15,088 0:14,918
Runde 3	0:48,562 0:19,191 0:14,919 0:14,452	0:48,582 0:19,134 0:14,985 0:14,463	0:48,506 0:19,029 0:14,938 0:14,539	0:48,635 0:19,123 0:14,903 0:14,609	0:48,946 0:19,121 0:14,992 0:14,833
Runde 4	0:48,306 0:19,047 0:14,824 0:14,435	0:48,391 0:19,041 0:14,880 0:14,470	0:48,342 0:18,997 0:14,865 0:14,480	0:48,356 0:19,103 0:14,835 0:14,418	0:48,351 0:19,082 0:14,821 0:14,448
Runde 5	0:48,289 0:19,030 0:14,786 0:14,473	0:49,771 0:19,014 0:14,869 0:15,888	0:48,521 0:19,026 0:14,791 0:14,704	0:48,697 0:18,992 0:14,790 0:14,915	0:48,335 0:19,013 0:14,808 0:14,514
Runde 6	0:48,803 0:19,512 0:14,822 0:14,469	0:49,507 0:20,110 0:14,934 0:14,463	0:48,103 0:18,986 0:14,767 0:14,350	0:48,521 0:19,253 0:14,790 0:14,478	0:48,957 0:19,176 0:14,996 0:14,785
Runde 7	0:48,228 0:19,034 0:14,720 0:14,474	0:48,121 0:18,945 0:14,800 0:14,376	0:48,123 0:19,038 0:14,757 0:14,328	0:48,207 0:19,032 0:14,808 0:14,367	0:48,110 0:19,001 0:14,718 0:14,391
Runde 8	0:48,129 0:19,019 0:14,720 0:14,848	0:48,054 0:18,889 0:14,710 0:14,455	0:48,024 0:18,878 0:14,735 0:14,411	0:48,090 0:18,978 0:14,683 0:14,429	0:48,074 0:18,947 0:14,694 0:14,433
Runde 9	0:48,561 0:18,996 0:14,717 0:14,848	0:48,390 0:18,881 0:14,798 0:14,711	0:48,258 0:18,974 0:14,799 0:14,485	0:48,152 0:18,974 0:14,752 0:14,426	0:48,083 0:18,970 0:14,711 0:14,402







DEUTSCHE KART-MEISTERSCHAFT

Round 1: 12 - 14 / 04 / 2019

SOUTH GARDA - LONATO (ITA)

DMSB

DMSB RegNr 97-19

R 4 DJKM (OK-Junior) Heat 1 B < > C

Die schnellsten Zeiten

Ort	Nr. Fahrername	Zeit	Streckenl.	ø Speed
Ziel	122 Ho,Christian	0:47,926	1200 m	90,1 km/h
Sektion 1	139 Révész,Levente	0:18,878	531 m	101,3 km/h
Sektion 2	119 Tanggaard,Emil	0:14,683	390 m	95,6 km/h
Sektion 3	122 Ho,Christian	0:14,219	279 m	70,6 km/h

	Smr.118 Terkildsen,Magnus DNK HK Motorsport	Smr.108 Rauer,Fabio DEU RS Schumacher Racing Team	Smr.160 Van Ruiten,Dani NLD CRG Holland	Smr.144 Karlsson,William SWE Nika International	Smr.117 Olsén,Elin DNK HK Motorsport
best	theoretisch mögliche Bestzeit 0:47,995 Ziel Sektion 1 Sektion 2 Sektion 3 0:48,097 0:18,914 0:14,688 0:14,393	theoretisch mögliche Bestzeit 0:48,180 Ziel Sektion 1 Sektion 2 Sektion 3 0:48,248 0:18,982 0:14,723 0:14,475	theoretisch mögliche Bestzeit 0:48,115 Ziel Sektion 1 Sektion 2 Sektion 3 0:48,138 0:18,997 0:14,694 0:14,424	theoretisch mögliche Bestzeit 0:48,182 Ziel Sektion 1 Sektion 2 Sektion 3 0:48,262 0:19,038 0:14,798 0:14,346	theoretisch mögliche Bestzeit 0:48,302 Ziel Sektion 1 Sektion 2 Sektion 3 0:48,302 0:19,010 0:14,828 0:14,464
Runde 1	0:52,513 0:21,801 0:15,557 0:15,155	0:52,287 0:21,513 0:15,289 0:15,485	0:52,445 0:21,542 0:15,596 0:15,307	0:51,954 0:21,126 0:15,504 0:15,324	0:52,501 0:21,627 0:15,502 0:15,372
Runde 2	0:49,143 0:19,307 0:15,069 0:14,767	0:49,498 0:19,347 0:15,086 0:15,065	0:49,658 0:19,413 0:15,141 0:15,104	0:49,125 0:19,288 0:14,968 0:14,869	0:49,418 0:19,412 0:15,154 0:14,852
Runde 3	0:49,142 0:19,067 0:15,307 0:14,768	0:49,264 0:19,097 0:14,958 0:15,209	0:49,042 0:19,102 0:15,269 0:14,671	0:48,666 0:19,293 0:14,946 0:14,427	0:49,103 0:19,076 0:15,166 0:14,861
Runde 4	0:48,538 0:19,205 0:14,831 0:14,502	0:48,548 0:19,048 0:14,860 0:14,640	0:48,884 0:19,142 0:14,912 0:14,830	0:48,412 0:19,069 0:14,880 0:14,463	0:49,102 0:19,104 0:14,933 0:15,065
Runde 5	0:48,339 0:18,914 0:14,966 0:14,459	0:48,478 0:19,061 0:14,830 0:14,587	0:48,547 0:19,077 0:14,974 0:14,496	0:49,086 0:19,065 0:14,855 0:15,166	0:48,409 0:19,029 0:14,912 0:14,468
Runde 6	0:48,519 0:19,064 0:15,021 0:14,434	0:49,108 0:19,092 0:15,240 0:14,776	0:48,425 0:18,997 0:14,974 0:14,454	0:49,401 0:19,538 0:14,942 0:14,921	0:50,354
Runde 7	0:48,258 0:19,161 0:14,688 0:14,409	0:48,542 0:19,158 0:14,738 0:14,646	0:48,836 0:19,211 0:14,842 0:14,783	0:49,772 0:19,702 0:14,798 0:15,272	0:48,457 0:19,071 0:14,919 0:14,467
Runde 8	0:48,158 0:18,937 0:14,745 0:14,476	0:48,248 0:19,029 0:14,744 0:14,475	0:48,138 0:19,020 0:14,694 0:14,424	0:48,262 0:19,115 0:14,801 0:14,346	0:48,302 0:19,010 0:14,828 0:14,464
Runde 9	0:48,097 0:18,960 0:14,744 0:14,393	0:48,379 0:18,982 0:14,723 0:14,674	0:49,467 0:19,160 0:15,166 0:15,141	0:49,331 0:19,088 0:15,122 0:15,171	0:48,381 0:19,010 0:14,875 0:14,496







DEUTSCHE KART-MEISTERSCHAFT

Round 1: 12 - 14 / 04 / 2019

SOUTH GARDA - LONATO (ITA)

DMSB RegNr 97-19

R 4 DJKM (OK-Junior) Heat 1 B < > C

Die schnellsten Zeiten

Ort	Nr. Fahrername	Zeit	Streckenkil.	Ø Speed
Ziel	122 Ho,Christian	0:47,926	1200 m	90,1 km/h
Sektion 1	139 Révész,Levente	0:18,878	531 m	101,3 km/h
Sektion 2	119 Tanggaard,Emil	0:14,683	390 m	95,6 km/h
Sektion 3	122 Ho,Christian	0:14,219	279 m	70,6 km/h

	Snr.158 Arseneau,Justin CAN Ward racing theoretisch mögliche Bestzeit 0:48,195	Snr.153 Haralampiev,Maksim DEU Maxim Racing Sport theoretisch mögliche Bestzeit 0:48,339	Snr.138 Quondamcarlo,Manuel ITA DR SRL theoretisch mögliche Bestzeit 0:48,419	Snr.174 Ducoffre,Paul DEU CRG Keizer racing theoretisch mögliche Bestzeit 0:48,335	Snr.113 Andronaco,Vincent DEU Team Henkemeyer theoretisch mögliche Bestzeit 0:48,422
best	0:48,267 0:19,019 0:14,824 0:14,352	0:48,350 0:18,972 0:14,828 0:14,539	0:48,466 0:19,042 0:14,900 0:14,477	0:48,338 0:19,053 0:14,922 0:14,360	0:48,436 0:19,052 0:14,803 0:14,567
Runde 1	0:53,778 0:22,318 0:15,592 0:15,818	0:54,279 0:22,192 0:16,156 0:15,931	0:54,090 0:22,236 0:16,195 0:15,659	0:54,382 0:21,908 0:17,012 0:15,462	0:54,097 0:22,072 0:15,925 0:16,100
Runde 2	0:49,349 0:19,586 0:15,085 0:14,678	0:49,620 0:19,571 0:15,173 0:14,936	0:50,041 0:19,424 0:15,156 0:15,461	0:49,809 0:19,625 0:15,138 0:15,046	0:50,540 0:19,512 0:15,170 0:15,858
Runde 3	0:48,884 0:19,255 0:15,008 0:14,621	0:48,879 0:19,100 0:15,074 0:14,705	0:49,304 0:19,431 0:15,147 0:14,726	0:49,436 0:19,333 0:15,399 0:14,704	0:50,008 0:19,787 0:15,221 0:15,000
Runde 4	0:48,944 0:19,334 0:15,024 0:14,586	0:49,124 0:19,303 0:15,038 0:14,783	0:48,722 0:19,196 0:14,961 0:14,565	0:48,818 0:19,198 0:15,039 0:14,581	0:48,833 0:19,218 0:14,930 0:14,685
Runde 5	0:48,417 0:19,028 0:14,866 0:14,523	0:48,616 0:18,999 0:14,888 0:14,729	0:48,720 0:19,044 0:15,019 0:14,657	0:48,783 0:19,080 0:14,972 0:14,731	0:48,743 0:19,152 0:14,894 0:14,697
Runde 6	0:49,241 0:19,189 0:15,219 0:14,833	0:48,665 0:19,011 0:14,940 0:14,714	0:48,685 0:19,057 0:15,043 0:14,585	0:48,587 0:19,053 0:14,951 0:14,583	0:48,687 0:19,226 0:14,874 0:14,587
Runde 7	0:48,866 0:19,178 0:15,265 0:14,423	0:48,551 0:19,017 0:14,957 0:14,577	0:48,561 0:19,042 0:14,940 0:14,579	0:48,338 0:19,056 0:14,922 0:14,360	0:48,557 0:19,052 0:14,936 0:14,569
Runde 8	0:48,355 0:19,019 0:14,896 0:14,440	0:48,350 0:18,972 0:14,828 0:14,550	0:48,659 0:19,170 0:15,004 0:14,485	0:48,728 0:19,057 0:15,162 0:14,509	0:48,436 0:19,066 0:14,803 0:14,567
Runde 9	0:48,267 0:19,091 0:14,824 0:14,352	0:48,519 0:19,106 0:14,874 0:14,539	0:48,466 0:19,089 0:14,900 0:14,477	0:48,591 0:19,177 0:14,990 0:14,424	0:48,742 0:19,281 0:14,835 0:14,626






DEUTSCHE KART-MEISTERSCHAFT

Round 1: 12 - 14 / 04 / 2019

SOUTH GARDA - LONATO (ITA)



DMSB

DMSB RegNr 97-19

R 4 DJKM (DK-Junior) Heat 1 B < > C

Die schnellsten Zeiten

Ort	Nr. Fahrername	Zeit	Streckenl.	ø Speed
Ziel	122 Ho,Christian	0:47,926	1200 m	90,1 km/h
Sektion 1	139 Révész,Levente	0:18,878	531 m	101,3 km/h
Sektion 2	119 Tanggaard,Emil	0:14,683	390 m	95,6 km/h
Sektion 3	122 Ho,Christian	0:14,219	279 m	70,6 km/h

	Smr.111 Rehm,Maxim DEU Rehm Racing	Smr.120 Felbermayr,Horst Felix AUT Solgat Motorsport	Smr.116 Kristiansen,Marius DNK HK Motorsport	Smr.150 Germansen Daee,Magnus DNK Haase Racing Team	Smr.125 Julius-Bernhart,Jannik DEU SRP Racing Team
	theoretisch mögliche Bestzeit 0:48,596	theoretisch mögliche Bestzeit 0:48,361	theoretisch mögliche Bestzeit 0:48,406	theoretisch mögliche Bestzeit 0:48,223	theoretisch mögliche Bestzeit 0:48,561
best	Ziel Sektion 1 Sektion 2 Sektion 3 0:48,596 0:19,090 0:14,869 0:14,637	Ziel Sektion 1 Sektion 2 Sektion 3 0:48,542 0:19,064 0:14,841 0:14,456	Ziel Sektion 1 Sektion 2 Sektion 3 0:48,426 0:19,114 0:14,911 0:14,381	Ziel Sektion 1 Sektion 2 Sektion 3 0:48,280 0:18,957 0:14,858 0:14,408	Ziel Sektion 1 Sektion 2 Sektion 3 0:48,700 0:19,099 0:14,836 0:14,626
Runde 1	0:53,295 0:21,512 0:15,960 0:15,823	0:54,585 0:21,818 0:16,739 0:16,028	0:53,792 0:21,415 0:16,751 0:15,626	0:55,288 0:22,617 0:16,443 0:16,223	0:54,685 0:21,677 0:16,759 0:16,249
Runde 2	0:49,471 0:19,408 0:15,185 0:14,878	0:49,692 0:19,887 0:15,046 0:14,759	0:49,570 0:19,585 0:15,278 0:14,707	0:51,852 0:20,968 0:15,452 0:15,432	0:50,288 0:20,141 0:15,181 0:14,966
Runde 3	0:49,345 0:19,376 0:15,137 0:14,832	0:49,253 0:19,595 0:15,080 0:14,578	0:49,435 0:19,452 0:15,330 0:14,653	0:49,575 0:19,605 0:15,295 0:14,675	0:49,277 0:19,417 0:15,147 0:14,713
Runde 4	0:49,433 0:19,297 0:14,995 0:15,141	0:48,864 0:19,259 0:14,992 0:14,613	0:48,886 0:19,287 0:15,095 0:14,504	0:49,262 0:19,325 0:15,377 0:14,560	0:48,831 0:19,201 0:14,836 0:14,794
Runde 5	0:49,156 0:19,126 0:14,969 0:15,061	0:48,859 0:19,141 0:14,966 0:14,752	0:49,200 0:19,194 0:14,991 0:15,015	0:48,444 0:19,065 0:14,912 0:14,467	0:48,883 0:19,218 0:14,839 0:14,826
Runde 6	0:49,073 0:19,171 0:14,925 0:14,977	0:49,073 0:19,482 0:14,979 0:14,612	0:49,513 0:19,692 0:15,192 0:14,629	0:48,682 0:19,178 0:14,886 0:14,618	0:49,157 0:19,331 0:15,099 0:14,727
Runde 7	0:48,760 0:19,101 0:14,971 0:14,688	0:48,729 0:19,064 0:15,105 0:14,560	0:48,794 0:19,150 0:15,063 0:14,581	0:48,650 0:19,267 0:14,914 0:14,469	0:48,760 0:19,099 0:14,951 0:14,710
Runde 8	0:48,596 0:19,090 0:14,869 0:14,637	0:48,542 0:19,082 0:14,841 0:14,619	0:48,680 0:19,114 0:14,914 0:14,652	0:48,280 0:19,014 0:14,858 0:14,408	0:48,700 0:19,134 0:14,940 0:14,626
Runde 9	0:49,331 0:19,688 0:14,975 0:14,668	0:48,587 0:19,189 0:14,942 0:14,456	0:48,426 0:19,134 0:14,911 0:14,381	0:48,545 0:18,957 0:15,001 0:14,587	0:49,026 0:19,187 0:14,898 0:14,941






DEUTSCHE KART-MEISTERSCHAFT

Round 1: 12 - 14 / 04 / 2019

SOUTH GARDA - LONATO (ITA)

DMSB

DMSB RegNr 97-19

R 4 DJKM (OK-Junior) Heat 1 B < > C

Die schnellsten Zeiten

Ort	Nr. Fahrername	Zeit	Streckenl.	ø Speed
Ziel	122 Ho,Christian	0:47,926	1200 m	90,1 km/h
Sektion 1	139 Révész,Levente	0:18,878	531 m	101,3 km/h
Sektion 2	119 Tanggaard,Emil	0:14,683	390 m	95,6 km/h
Sektion 3	122 Ho,Christian	0:14,219	279 m	70,6 km/h

	Stmr.121 Lüscher,Ekaterina CHE	Stmr.181 Ouziel,Andrey ARE	Stmr.188 Schmitz,Marc DEU	Stmr.137 Bergman,Calle SWE
	Innovate Competition	ENERGY CORSE S.R.L.	Maxim Racing Sport	Ward Racing
	theoretisch mögliche Bestzeit 0:48,383	theoretisch mögliche Bestzeit 0:48,794	theoretisch mögliche Bestzeit 0:48,862	theoretisch mögliche Bestzeit 0:37,533
best	Ziel 0:48,455	Ziel 0:48,892	Ziel 0:49,080	Ziel 0:21,987
Runde 1	0:54,259	0:55,074	0:54,400	0:21,987
Runde 2	0:50,500	0:51,232	0:51,096	0:15,546
Runde 3	0:49,299	0:49,426	0:49,747	
Runde 4	0:49,111	0:49,847	0:49,483	
Runde 5	0:49,067	0:49,066	0:50,019	
Runde 6	0:48,734	0:48,956	0:49,565	
Runde 7	0:49,302	0:48,892	0:49,080	
Runde 8	0:48,613	0:48,998	0:49,417	
Runde 9	0:48,455	0:49,166	0:49,236	
	0:19,089	0:19,399	0:19,443	
	0:14,967	0:14,964	0:14,898	
	0:16,983	0:17,310	0:17,248	
	0:20,273	0:20,489	0:20,028	
	0:19,526	0:19,411	0:19,535	
	0:15,221	0:15,231	0:15,349	
	0:15,147	0:15,695	0:15,380	
	0:15,199	0:15,035	0:15,857	
	0:14,501	0:15,066	0:15,152	
	0:14,493	0:15,066	0:14,719	
	0:14,387	0:14,995	0:14,898	
	0:14,355	0:14,964	0:15,073	
	0:15,044	0:14,728	0:14,665	
	0:15,039	0:15,049	0:15,020	
	0:14,927	0:14,718	0:14,773	







DEUTSCHE KART-MEISTERSCHAFT

Round 1: 12 - 14 / 04 / 2019

SOUTH GARDA - LONATO (ITA)

DMSB

DMSB RegNr-97-19

Groups DJKM (OK-Junior)**Group A**

Pos.	Stnr No.	Fahrer Driver	Nation	Bewerber Sponsor	Nation
1	140	WHARTON, James	AUS	Ricky Flynn Motorsport	GBR
4	124	JAKOBSEN, Mathias Bjerre	DNK	TK Racing	DNK
7	132	LEISTRA, Luca	BEL	RS Schumacher Racing Team	DEU
10	107	NAUDÉ, Toni Kayla	CHE	Innovate Competition	CHE
13	159	MARS, Luca	USA	Ward racing	SWE
16	175	GREGOR, Daniel	DEU	Junior TEAM75	DEU
19	115	RIED, Lenny	DEU	Solgat Motorsport	DEU
22	109	PROBST, Kaden	NZL	Darren Probst	NZL
25	133	RINGDAHL, Neo	SWE	Bamberger Karttracing	DEU
28	135	TESTA, Rodrigo de Sousa	PRY	DR SRL	ITA
31	151	SAVANI, Giacomo	ITA	SAVANI COMPETITION SRL	ITA
34	112	GRÖNDAHL, Torben	DEU	Team Hemkemeyer	DEU
37	152	SCHIEF, Emil	DNK	Speedsupply	DNK
40	141	RIEBERER, Paul	AUT	Hold Maranello Racing Team	AUT
43	142	MUSTAFA, Dalwin	DEU	Gazmend Mustafa	DEU

Group B

Pos.	Stnr No.	Fahrer Driver	Nation	Bewerber Sponsor	Nation
2	122	HO, Christian	SGP	Ricky Flynn Motorsport	GBR
5	130	SKJELLERUP, Marcus	DNK	RS Competition	DNK
8	146	DE HAAN, Robert	NLD	ENERGY CORSE S.R.L.	ITA
11	136	PEDERSEN, Oscar	SWE	Bamberger Karttracing	DEU
14	139	REVÉSZ, Levente	HUN	HR MOTORSPORT SRL	ITA
17	144	KARLSSON, William	SWE	Nika International	SWE
20	108	RAUER, Fabio	DEU	RS Schumacher Racing Team	DEU
23	158	ARSENEAU, Justin	CAN	Ward racing	SWE
26	160	VAN RUITEN, Dani	NLD	CRG Holland	NLD
29	118	TERKILDSEN, Magnus	DNK	HK Motorsport	DNK
32	127	ZUG, Lilly	DEU	RL-Competition	DEU
35	174	DUJOFFRE, Paul	DEU	CRG Keitzer racing	NLD
38	111	REHM, Maxim	DEU	Rehm Racing	DEU
41	181	OUZIEL, Andrey	ARE	ENERGY CORSE S.R.L.	ITA
44	188	SCHMITZ, Marc	DEU	Maxim Racing Sport	DEU

Group C

Pos.	Stnr No.	Fahrer Driver	Nation	Bewerber Sponsor	Nation
3	114	MAGNUSSEN, Mickey	DNK	RS Competition	DNK
6	129	SCIONI, Enzo Riccardo	USA	Ward Racing	SWE
9	106	BERGMEISTER, Jakob	DEU	Millennium Racing Team	DEU
12	119	TANGGAARD, Emil	DNK	HK Motorsport	DNK
15	154	SZTUKA, Kauper	POL	Ward Racing	SWE
18	117	OLSEN, Elias	DNK	HK Motorsport	DNK
21	137	BERGMAN, Calle	SWE	Ward Racing	SWE
24	150	GERMANSEN DAAE, Magnus	DNK	Hacse Racing Team	DNK
27	113	ANDRONACO, Vincent	DEU	Team Hemkemeyer	DEU
30	153	HARALAMPIEV, Maksim	DEU	Maxim Racing Sport	DEU
33	138	QUONDAMCARLO, Manuel	ITA	DR SRL	ITA
36	125	JULIUS-BERNHART, Jannik	DEU	SRP Racing Team	DEU
39	120	FELBERMAYR, Horst Felix	AUT	Solgat Motorsport	DEU
42	116	KRISTIANSEN, Marius	DNK	HK Motorsport	DNK
45	121	LÜSCHER, Ekaterina	CHE	Innovate Competition	CHE

Renntleitung: Pasquale Lupoli Racedirektor: Horst Seide
 Sportkommissare: Nikolas Spoderna / Ulrich Bell / Paola Aterb
 Techn. Kommissare: Hans-Jürgen Dangers / M. Grasshoff / C. Schmid
 Zeitnahme: KART-DATA timing service Franz Schliesel

Ranking Qualifying Practice DJKM (OK-Junior)

Strecke / track: 1200m



















started: 45 classified: 45 not classified: 0

Pos	Str. Nr.	Fahrer Driver	Nation	Bewerber/Sponsor	Nation	Lizenz B-Lizenz	Chassis/Motor/Reifen	Rn. Laps	schnellste Zeit fastest Lap	Abstand Gap	Lauf Heat	Rn. Lp	Zeit Time
1	140	WHARTON, James	AUS	Ricky Flynn Motorsport	GBR	V6099 162392	FA Victory R / Vortex / Vega	8	0:47,463		2	8	0:47,463
2	122	HO, Christian	SGP	Ricky Flynn Motorsport	GBR	026/1/KT 162392	FA Victory R / Vortex / Vega	8	0:47,532	0:00,069	2	8	0:47,532
3	114	MAGNUSSEN, Mickey	DNK	RS Competition	DNK	57430 36053	Tony Kart / Vortex / Vega	8	0:47,539	0:00,007	1	8	0:47,539
4	124	JAKOBSEN, Mathias Bjerre	DNK	TK Racing	DNK	74056 52208	FA Kart / TM / Vega	8	0:47,618	0:00,079	2	8	0:47,618
5	130	SKJELLERUP, Marcus	DNK	RS Competition	DNK	63503 36053	Tony Kart / Vortex / Vega	8	0:47,631	0:00,013	2	8	0:47,631
6	129	SCIONTI, Enzo Riccardo	USA	Ward Racing	SWE	D 1845 SK 19 JR-C 102	Tony Kart / Vortex / Vega	8	0:47,638	0:00,007	2	8	0:47,638
7	132	LEISTRA, Luca	BEL	RS Schumacher Racing Team	DEU	909365 KBF1067587	IPK Praga / IAME / Vega	8	0:47,667	0:00,029	1	8	0:47,667
8	146	DE HAAN, Robert	NLD	ENERGY CORSE S.R.L.	ITA	40204 295423	Energy / TM / Vega	7	0:47,668	0:00,001	2	7	0:47,668
9	106	BERGMEISTER, Jakob	DEU	Millennium Racing Team	DEU	IKC1156048 KBF 1095578	Tony Kart / Vortex / Vega	8	0:47,713	0:00,045	2	8	0:47,713
10	107	NAUDÉ, Toni Kayla	CHE	Innovate Competition	CHE	500287 500033	Exprit / IAME / Vega	8	0:47,723	0:00,010	1	8	0:47,723
11	136	PEDERSEN, Oscar	SWE	Bamberger Karttracing	DEU	200603168956 KBF1197896	Luxor / LKE / Vega	7	0:47,724	0:00,001	1	7	0:47,724
12	119	TANGGAARD, Emil	DNK	HK Motorsport	DNK	66542 81330	Kart Republic / TM / Vega	7	0:47,732	0:00,008	1	7	0:47,732
13	159	MARS, Luca	USA	Ward racing	SWE	t.b.a. 102	Tony Kart / Vortex / Vega	8	0:47,799	0:00,067	2	8	0:47,799
14	139	RÉVÉSZ, Levente	HUN	KR MOTORSPORT SRL	ITA	5746 436754	KR / Parilla / Vega	7	0:47,800	0:00,001	2	7	0:47,800
15	154	SZTUKA, Kacper	POL	Ward Racing	SWE	04002 102	Tony Kart / Vortex / Vega	7	0:47,802	0:00,002	1	7	0:47,802
16	175	GREGOR, Daniel	DEU	Junior TEAM75	DEU	IKC1168157 KBF1154079	Kart Republic / IAME / Vega	8	0:47,849	0:00,047	2	8	0:47,849
17	144	KARLSSON, William	SWE	Nika International	SWE	200510185879 222	Exprit / Vortex / Vega	6	0:47,884	0:00,035	1	6	0:47,884
18	117	OLSEN, Elias	DNK	HK Motorsport	DNK	67563 81330	Kart Republic / IAME / Vega	8	0:47,914	0:00,030	1	8	0:47,914
19	115	RIED, Lenny	DEU	Solgat Motorsport	DEU	IKC1173160 KBF1079882	Birel Art / TM / Vega	6	0:47,917	0:00,003	2	6	0:47,917
20	108	RAUER, Fabio	DEU	RS Schumacher Racing Team	DEU	IKC1164921 KBF 1067587	Praga / IAME / Vega	8	0:47,924	0:00,007	1	8	0:47,924
21	137	BERGMAN, Calle	SWE	Ward Racing	SWE	200509023073 102	Tony Kart / Vortex / Vega	8	0:47,950	0:00,026	1	8	0:47,950
22	109	PROBST, Kaden	NZL	Darren Probst	NZL	NZL 148 148E	Tony Kart / Vortex / Vega	8	0:47,952	0:00,002	2	8	0:47,952
23	158	ARSENEAU, Justin	CAN	Ward racing	SWE	t.b.a. 102	Tony Kart / Vortex / Vega	8	0:47,961	0:00,009	1	8	0:47,961
24	150	GERMANSEN DAAE, Magnus	DNK	Haase Racing Team	DNK	50634 03427	Haase / IAME / Vega	8	0:47,998	0:00,037	2	8	0:47,998
25	133	RINGDAHL, Neo	SWE	Bamberger Karttracing	DEU	200603285693 KBF1197896	Luxor / LKE / Vega	8	0:48,002	0:00,004	2	8	0:48,002
26	160	VAN RUITEN, Dani	NLD	CRG Holland	NLD	40846 15521	CRG / TM / Vega	8	0:48,013	0:00,011	1	8	0:48,013
27	113	ANDRONACO, Vincent	DEU	Team Hemkemeyer	DEU	IKC1160869 KBF1079090	Intrepid / IAME / Vega	8	0:48,016	0:00,003	1	8	0:48,016
28	135	TESTA, Rodrigo de Sousa	PRT	DR SRL	ITA	19/0317 296449	DR / Modena / Vega	8	0:48,032	0:00,016	1	8	0:48,032
29	118	TERKILDSEN, Magnus	DNK	HK Motorsport	DNK	58099 81330	Kart Republic / IAME / Vega	7	0:48,070	0:00,038	2	7	0:48,070
30	153	HARALAMPIEV, Maksim	DEU	Maxim Racing Sport	DEU	IKC1169591 KBF1167038	Exprit / t.b.a. / Vega	8	0:48,117	0:00,047	1	8	0:48,117
31	151	SAVANI, Giacomo	ITA	SAVANI COMPETITION SRL	ITA	374191 339383	TOPKART / Vortex / Vega	8	0:48,119	0:00,002	1	8	0:48,119
32	127	ZUG, Lillily	DEU	RL-Competition	DEU	IKC1173305 KBF1132168	CRG / TM / Vega	8	0:48,174	0:00,055	2	8	0:48,174
33	138	QUONDAMCARLO, Manuel	ITA	DR SRL	ITA	370486 296449	DR / Modena / Vega	8	0:48,238	0:00,064	1	8	0:48,238
34	112	GRÖNDAHL, Torben	DEU	Team Hemkemeyer	DEU	IKC1174061 KBF1079090	Intrepid / IAME / Vega	8	0:48,243	0:00,005	2	8	0:48,243
35	174	DUCOFFRE, Paul	DEU	CRG Keijzer racing	NLD	IKA1183496 28613	CRG / TM / Vega	8	0:48,254	0:00,011	2	8	0:48,254
36	125	JULIUS-BERNHART, Jannik	DEU	SRP Racing Team	DEU	IKC1136143 KBF1156791	Maranello / TM / Vega	8	0:48,303	0:00,049	1	8	0:48,303

Ranking Qualifying Practice DJKM (OK-Junior)

Strecke / track: 1200m

started: 45 classified: 45 not classified: 0

Pos	Str. Nr.	Fahrer Driver	Nation	Bewerber/Sponsor	Nation	Lizenz B-Lizenz	Chassis/Motor/Reifen	Rn. Laps	schnellste Zeit fastest Lap	Abstand Gap	Lauf Heat	Rn. Lp	Zeit Time
37	152	SCHEEF, Emil		Speedsupply		66544 61513	Hoase / IAME / Vega	8	0:48,343	0:00,040	1	8	0:48,343
38	111	REHM, Maxim		Rehm Racing		IKCJ1166371 KBF1044805	CRG / TM / Vega	8	0:48,425	0:00,082	2	8	0:48,425
39	120	FELBERMAYR, Horst Felix		Solgat Motorsport		JK2178 KBF1079882	Ricciardo / TM / Vega	8	0:48,451	0:00,026	2	8	0:48,451
40	141	RIEBERER, Paul		Hold Maranello Racing Team		JK2062 BK 003	Maranello / TM / Vega	8	0:48,503	0:00,052	1	8	0:48,503
41	181	OUZIEL, Andrey		ENERGY CORSE S.R.L.		036 295423	Energy / TM / Vega	8	0:48,600	0:00,097	1	8	0:48,600
42	116	KRISTIANSEN, Marius		HK Motorsport		66433 81330	Kart Republic / IAME / Vega	7	0:48,699	0:00,099	2	7	0:48,699
43	142	MUSTAFA, Dalvin		Gazmend Mustafa		IKCJ1173436 BEK1199671	Tony Kart / IAME / Vega	8	0:49,245	0:00,546	1	8	0:49,245
44	188	SCHMITZ, Marc		Maxim Racing Sport		IKCJ1167039 KBF1167038	Exprit / Vortex / Vega	0	-	-	-	-	-
45	121	LÜSCHER, Ekaterina		Innovate Competition		500305 500033	Exprit / IAME / Vega	0	-	-	-	-	-

Rennleitung: Pasquale Lupoli Racedirektor: Horst Seidel

Sportkommissare: Nikolas Spaderna / Ulrich Bell / Paola Acerbi

Techn. Kommissare: Hans-Jürgen Dangers / M. Grasshoff / C. Schmidt

Zeitnahme: KART-DATA timing service Franz Schieszler

Qualifying practice DJKM (OK-Junior) Group 2 Group 2

Strecke / track: 1200m

started: 22 classified: 22 not classified: 0

Pos	Stf. Nr.	Fahrer Driver	Nation	Bewerber/Sponsor	Nation	Lizenz R-Lizenz	Chassis/Motor/Reifen	Runden Laps	Differenz	Abstand Gap	beste Runde best Lap	in N. in L.	o. Geschw. Speed
1	140	WHARTON, James	AUS	Ricky Flynn Motorsport	GBR	V6099 162392	FA Victory R / Vortex / Vega	8			0:47,463	6	91,0 km/h
2	122	HO, Christian	SGP	Ricky Flynn Motorsport	GBR	0261/KT 162392	FA Victory R / Vortex / Vega	8	0:00,069	0:00,069	0:47,532	6	90,9 km/h
3	124	JAKOBSEN, Mathias Bjerr	DNK	TK Racing	DNK	74056 52208	FA Kart / TM / Vega	8	0:00,155	0:00,086	0:47,618	6	90,7 km/h
4	130	SKJELLERUP, Marcus	DNK	RS Competition	DNK	63503 36053	Tony Kart / Vortex / Vega	8	0:00,168	0:00,013	0:47,631	6	90,7 km/h
5	129	SCIONTI, Enzo Riccardo	USA	Ward Racing	SWE	D 1845 SK 19 JR-C 40204	Tony Kart / Vortex / Vega	8	0:00,175	0:00,007	0:47,638	7	90,7 km/h
6	146	DE HAAN, Robert	NLD	ENERGY CORSE S.R.L.	ITA	295423	Energy / TM / Vega	7	0:00,205	0:00,030	0:47,668	5	90,6 km/h
7	106	BERGMEISTER, Jakob	DEU	Millennium Racing Team	DEU	JKC1156048 KBF 1095578	Tony Kart / Vortex / Vega	8	0:00,250	0:00,045	0:47,713	4	90,5 km/h
8	159	MARS, Luca	USA	Ward racing	SWE	t.b.a. 102	Tony Kart / Vortex / Vega	8	0:00,336	0:00,086	0:47,799	6	90,4 km/h
9	139	RÉVÉSZ, Levente	HUN	KR MOTORSPORT SRL	ITA	5746 436754	KR / Parilla / Vega	7	0:00,337	0:00,001	0:47,800	6	90,4 km/h
10	175	GREGOR, Daniel	DEU	Junior TEAM75	DEU	JKC1168157 KBF1154079	Kart Republic / IAME / Vega	8	0:00,386	0:00,049	0:47,849	8	90,3 km/h
11	115	RIED, Lenny	DEU	Solgat Motorsport	DEU	JKC1173160 KBF1079882	Birel Art / TM / Vega	6	0:00,454	0:00,068	0:47,917	4	90,2 km/h
12	109	PROBST, Kaden	NZL	Darren Probst	NZL	NZL 148 148E	Tony Kart / Vortex / Vega	8	0:00,489	0:00,035	0:47,952	6	90,1 km/h
13	150	GERMANSEN DAAE, Mag	DNK	Haase Racing Team	DNK	50634 03427	Haase / IAME / Vega	8	0:00,535	0:00,046	0:47,998	8	90,0 km/h
14	133	RINGDAHL, Neo	SWE	Bamberger Karting	DEU	20060328569 KBF1197896	Luxor / LKE / Vega	8	0:00,539	0:00,004	0:48,002	5	90,0 km/h
15	118	TERKILDSEN, Magnus	DNK	HK Motorsport	DNK	58099 81330	Kart Republic / IAME / Vega	7	0:00,607	0:00,068	0:48,070	4	89,9 km/h
16	127	ZUG, Lilly	DEU	RL-Competition	DEU	JKC1173305 KBF1132168	CRG / TM / Vega	8	0:00,711	0:00,104	0:48,174	5	89,7 km/h
17	112	GRÖNDAHL, Torben	DEU	Team Hemkemeyer	DEU	JKC1174061 KBF1079090	Intrepid / IAME / Vega	8	0:00,780	0:00,069	0:48,243	7	89,5 km/h
18	174	DUCOFFRE, Paul	DEU	CRG Keijzer racing	NLD	JKAT183496 28613	CRG / TM / Vega	8	0:00,791	0:00,011	0:48,254	5	89,5 km/h
19	111	REHM, Maxim	DEU	Rehm Racing	DEU	JKC1166371 KBF1044805	CRG / TM / Vega	8	0:00,962	0:00,171	0:48,425	5	89,2 km/h
20	120	FELBERMAYR, Horst Feli	AUT	Solgat Motorsport	DEU	JK2178 KBF1079882	Ricciardo / TM / Vega	8	0:00,988	0:00,026	0:48,451	4	89,2 km/h
21	116	KRISTIANSEN, Marius	DNK	HK Motorsport	DNK	66433 81330	Kart Republic / IAME / Vega	7	0:01,236	0:00,248	0:48,699	7	88,7 km/h
22	188	SCHMITZ, Marc	DEU	Maxim Racing Sport	DEU	JKC1167039 KBF1167038	Exprit / Vortex / Vega	0					

Rennleitung: Pasquale Lupoli Racedirektor: Horst Seidel
Sportkommissare: Nikolas Spaderna / Ulrich Bell / Paola Acerbi
Techn. Kommissare: Hans-Jürgen Dangers / M. Grasshoff / C. Schmidt
Zeitnahme: KART-DATA timing service Franz Schieszler

Zeitnahme / timekeeping

Control 
Franz Schieszler

freigegeben: 12:06:13






DEUTSCHE KART-MEISTERSCHAFT

Round 1: 12 - 14 / 04 / 2019

SOUTH GARDA - LONATO (ITA)





DMSB RegNr 97-19

Qualifying practice DJKM (OK-Junior) Group 2 Group 2

Fahrername Driver	Wharton James	Ho Christian	Jakobsen Mathias Bierre	Skjellerup Marcus	Scionti Enzo Riccardo	De Haan Robert	Bergmeister Jakob	Mars Luca	Révész Levente	Gregor Daniel	Ried Lenny	Probst Kaden
schnellste Runde in Runde	0:47,463 Rn. 6	0:47,532 Rn. 6	0:47,618 Rn. 6	0:47,631 Rn. 6	0:47,638 Rn. 7	0:47,668 Rn. 5	0:47,713 Rn. 4	0:47,799 Rn. 6	0:47,800 Rn. 6	0:47,849 Rn. 8	0:47,917 Rn. 4	0:47,952 Rn. 6
Speed	91,0 km/h	90,9 km/h	90,7 km/h	90,7 km/h	90,7 km/h	90,6 km/h	90,5 km/h	90,4 km/h	90,4 km/h	90,3 km/h	90,2 km/h	90,1 km/h
Lap 1	0:49,591	0:49,653	0:52,246	0:50,661	0:49,311	0:49,639	0:49,463	0:51,019	0:53,002	0:50,361	0:51,234	0:50,515
Lap 2	0:48,203	0:48,350	0:53,055	0:49,112	0:48,305	0:47,866	0:48,488	0:49,025	0:48,744	0:48,912	0:49,550	0:48,854
Lap 3	0:47,578	0:47,841	0:48,093	0:48,177	0:47,887	0:47,733	0:47,947	0:48,116	0:48,360	0:48,045	0:48,379	0:48,434
Lap 4	0:47,561	0:47,679	0:47,785	0:47,869	0:48,951	0:47,821	0:47,713	0:47,920	0:47,934	0:47,951	0:47,917	0:48,327
Lap 5	0:47,778	0:47,593	0:47,654	0:47,893	0:47,790	0:47,668	0:47,750	0:48,264	0:48,106	0:47,959	0:48,114	0:48,048
Lap 6	0:47,463	0:47,532	0:47,618	0:47,631	0:47,845	0:47,818	0:48,001	0:47,799	0:47,800	0:47,894	0:48,010	0:47,952
Lap 7	0:47,641	0:47,550	0:48,005	0:47,882	0:47,638	0:47,787	0:47,773	0:48,880	0:47,823	0:48,471	0:48,010	0:48,069
Lap 8	0:47,596	0:47,552	0:48,099	0:47,784	0:47,680	0:47,787	0:47,888	0:47,935	0:47,823	0:47,849	0:48,010	0:48,130



DKM

DEUTSCHE KART-MEISTERSCHAFT






Round 1: 12 - 14 / 04 / 2019

SOUTH GARDA - LONATO (ITA)



DMSB RegNr 97-19

Qualifying practice DJKM (OK-Junior) Group 2 Group 2

Fahrername Driver	Daae Magnus	Ringdahl Neo	Terkilidsen Magnus	Zug Lilly	Gröndahl Torben	Ducoffre Paul	Rehm Maxim	Felbermayr Horst Felix	Kristiansen Marius	Schmitz Marc
schnellste Runde in Runde	0:47,998 Rn. 8	0:48,002 Rn. 5	0:48,070 Rn. 4	0:48,174 Rn. 5	0:48,243 Rn. 7	0:48,254 Rn. 5	0:48,425 Rn. 5	0:48,451 Rn. 4	0:48,699 Rn. 7	
Speed	90,0 km/h	90,0 km/h	89,9 km/h	89,7 km/h	89,5 km/h	89,5 km/h	89,2 km/h	89,2 km/h	88,7 km/h	
Lap 1	0:50,292	0:50,026	0:57,332	0:55,917	0:50,016	0:51,340	0:51,194	0:52,252	0:50,435	
Lap 2	0:49,128	0:48,805	0:48,658	0:50,052	0:48,910	0:50,107	0:48,649	0:49,799	0:49,195	
Lap 3	0:48,715	0:48,657	0:48,347	0:48,441	0:48,755	0:49,351	0:48,554	0:48,757	0:48,824	
Lap 4	0:48,230	0:48,154	0:48,070	0:48,255	0:48,416	0:48,724	0:48,478	0:48,451	0:48,713	
Lap 5	0:48,147	0:48,002	0:48,952	0:48,174	0:48,427	0:48,254	0:48,425	0:48,933	0:48,909	
Lap 6	0:48,067	0:48,135	0:50,831	0:48,926	0:48,289	0:48,617	0:48,593	0:48,633	0:48,877	
Lap 7	0:48,370	0:48,178	0:50,150	0:48,228	0:48,243	0:48,509	0:48,677	0:48,657	0:48,699	
Lap 8	0:47,998	0:48,150		0:48,237	0:48,687	0:48,960	0:48,540	0:48,664		




DEUTSCHE KART-MEISTERSCHAFT



Round 1: 12 - 14 / 04 / 2019

SOUTH GARDA - LONATO (ITA)




DMSB RegNr 97-19

Qualifying practice DKM (OK-Junior) Group 2 Group 2

Ziel		Sektion 1		Sektion 2		Sektion 3	
Fahrername	Zeit	Fahrername	Zeit	Fahrername	Zeit	Fahrername	Zeit
1 140 Wharton,James	0:47,463	140 Wharton,James	0:18,736	122 Ho,Christian	0:14,424	106 Bergmeister,Jakob	0:14,184
2 122 Ho,Christian	0:47,532	146 De Haan,Robert	0:18,740	140 Wharton,James	0:14,448	175 Gregor,Daniel	0:14,206
3 124 Jakobsen,Mathias Bjerre	0:47,618	129 Scionti,Enzo Riccardo	0:18,766	124 Jakobsen,Mathias Bjerre	0:14,476	115 Ried,Lenny	0:14,207
4 130 Skjellerup,Marcus	0:47,631	122 Ho,Christian	0:18,790	130 Skjellerup,Marcus	0:14,534	122 Ho,Christian	0:14,228
5 129 Scionti,Enzo Riccardo	0:47,638	124 Jakobsen,Mathias Bjerre	0:18,815	106 Bergmeister,Jakob	0:14,535	124 Jakobsen,Mathias Bjerre	0:14,248
6 146 De Haan,Robert	0:47,668	130 Skjellerup,Marcus	0:18,840	146 De Haan,Robert	0:14,544	130 Skjellerup,Marcus	0:14,257
7 106 Bergmeister,Jakob	0:47,713	159 Mars,Luca	0:18,840	129 Scionti,Enzo Riccardo	0:14,559	159 Mars,Luca	0:14,265
8 159 Mars,Luca	0:47,799	139 Révész,Levente	0:18,842	139 Révész,Levente	0:14,616	139 Révész,Levente	0:14,267
9 139 Révész,Levente	0:47,800	106 Bergmeister,Jakob	0:18,853	175 Gregor,Daniel	0:14,616	140 Wharton,James	0:14,268
10 175 Gregor,Daniel	0:47,849	109 Probst,Kaden	0:18,869	133 Ringdahl,Neo	0:14,617	129 Scionti,Enzo Riccardo	0:14,279
11 115 Ried,Lenny	0:47,917	133 Ringdahl,Neo	0:18,889	159 Mars,Luca	0:14,667	150 Germansen Daae,Magnu	0:14,280
12 109 Probst,Kaden	0:47,952	175 Gregor,Daniel	0:18,901	109 Probst,Kaden	0:14,674	146 De Haan,Robert	0:14,317
13 150 Germansen Daae,Magnu	0:47,998	174 Ducoffre,Paul	0:18,914	127 Zug,Lilly	0:14,682	109 Probst,Kaden	0:14,321
14 133 Ringdahl,Neo	0:48,002	150 Germansen Daae,Magnu	0:18,929	115 Ried,Lenny	0:14,691	174 Ducoffre,Paul	0:14,334
15 118 Terkildsen,Magnus	0:48,070	118 Terkildsen,Magnus	0:18,957	150 Germansen Daae,Magnu	0:14,720	133 Ringdahl,Neo	0:14,349
16 127 Zug,Lilly	0:48,174	115 Ried,Lenny	0:18,960	111 Rehm,Maxim	0:14,728	118 Terkildsen,Magnus	0:14,381
17 112 Gröndahl,Torben	0:48,243	127 Zug,Lilly	0:18,968	118 Terkildsen,Magnus	0:14,732	127 Zug,Lilly	0:14,415
18 174 Ducoffre,Paul	0:48,254	112 Gröndahl,Torben	0:18,976	112 Gröndahl,Torben	0:14,740	120 Felbermayr,Horst Felix	0:14,420
19 111 Rehm,Maxim	0:48,425	120 Felbermayr,Horst Felix	0:18,985	116 Kristiansen,Marius	0:14,821	112 Gröndahl,Torben	0:14,480
20 120 Felbermayr,Horst Felix	0:48,451	111 Rehm,Maxim	0:19,019	120 Felbermayr,Horst Felix	0:14,833	116 Kristiansen,Marius	0:14,537
21 116 Kristiansen,Marius	0:48,699	116 Kristiansen,Marius	0:19,183	174 Ducoffre,Paul	0:14,921	111 Rehm,Maxim	0:14,586
22 188 Schmitz,Marc		188 Schmitz,Marc	33:50,146	188 Schmitz,Marc	0:17,211	188 Schmitz,Marc	



DKM



DEUTSCHE KART-MEISTERSCHAFT




Round 1: 12 - 14 / 04 / 2019

SOUTH GARDA - LONATO (ITA)



DMSB RegNr 97-19

Qualifying practice DKM (OK-Junior) Group 2 Group 2

Die schnellsten Zeiten

Ort	Nr. Fahrername	Zeit	Streckenl.	Ø Speed
Ziel	140 Wharton, James	0:47,463	1200 m	91,0 km/h
Sektion 1	140 Wharton, James	0:18,736	531 m	102,0 km/h
Sektion 2	122 Ho, Christian	0:14,424	390 m	97,3 km/h
Sektion 3	106 Bergmeister, Jakob	0:14,184	279 m	70,8 km/h

	Smr.140 Wharton, James AUS Ricky Flynn Motorsport theoretisch mögliche Bestzeit 0:47,452	Smr.122 Ho, Christian SGP Ricky Flynn Motorsport theoretisch mögliche Bestzeit 0:47,442	Smr.124 Jakobsen, Mathias Bjerre DNK TK Racing theoretisch mögliche Bestzeit 0:47,539	Smr.130 Skjellerup, Marcus DNK RS Competition theoretisch mögliche Bestzeit 0:47,631	Smr.129 Scionti, Enzo Riccardo USA Ward Racing theoretisch mögliche Bestzeit 0:47,604
best	0:47,463 0:18,736 0:14,448 0:14,268	0:47,532 0:18,790 0:14,424 0:14,228	0:47,618 0:18,815 0:14,476 0:14,248	0:47,631 0:18,840 0:14,534 0:14,257	0:47,638 0:18,766 0:14,559 0:14,279
Runde 1	0:49,591 0:19,910 0:15,051 0:14,630	0:49,653 0:19,848 0:15,158 0:14,647	0:52,246 0:20,445 0:15,753 0:16,048	0:50,661 0:20,211 0:15,544 0:14,906	0:49,311 0:19,735 0:15,097 0:14,479
Runde 2	0:48,203 0:19,183 0:14,631 0:14,389	0:48,350 0:19,222 0:14,652 0:14,476	0:53,055 0:19,314 0:14,832 0:18,909	0:49,112 0:19,506 0:15,141 0:14,465	0:48,305 0:19,143 0:14,878 0:14,284
Runde 3	0:47,578 0:18,844 0:14,466 0:14,268	0:47,841 0:18,962 0:14,572 0:14,307	0:48,093 0:19,038 0:14,651 0:14,404	0:48,177 0:19,088 0:14,815 0:14,274	0:47,887 0:18,894 0:14,624 0:14,369
Runde 4	0:47,561 0:18,760 0:14,483 0:14,318	0:47,679 0:18,864 0:14,571 0:14,244	0:47,785 0:18,966 0:14,571 0:14,248	0:47,869 0:18,963 0:14,648 0:14,258	0:48,951 0:18,875 0:15,288 0:14,788
Runde 5	0:47,778 0:19,007 0:14,489 0:14,282	0:47,593 0:14,479 0:14,239	0:47,654 0:18,917 0:14,489 0:14,248	0:47,893 0:18,983 0:14,590 0:14,320	0:47,790 0:18,892 0:14,619 0:14,279
Runde 6	0:47,463 0:18,736 0:14,448 0:14,279	0:47,532 0:18,811 0:14,424 0:14,297	0:47,618 0:18,815 0:14,476 0:14,327	0:47,631 0:18,840 0:14,534 0:14,257	0:47,845 0:18,806 0:14,681 0:14,358
Runde 7	0:47,641 0:18,802 0:14,516 0:14,323	0:47,550 0:18,856 0:14,466 0:14,228	0:48,005 0:18,897 0:14,644 0:14,464	0:47,882 0:18,878 0:14,661 0:14,343	0:47,638 0:18,777 0:14,559 0:14,302
Runde 8	0:47,596 0:18,777 0:14,468 0:14,351	0:47,552 0:18,790 0:14,438 0:14,324	0:48,099 0:19,205 0:14,644 0:14,250	0:47,784 0:18,879 0:14,628 0:14,277	0:47,680 0:18,766 0:14,600 0:14,314






DEUTSCHE KART-MEISTERSCHAFT

Round 1: 12 - 14 / 04 / 2019

SOUTH GARDA - LONATO (ITA)






DMSB RegNr 97-19

Qualifying practice DKM (OK-Junior) Group 2 Group 2

Die schnellsten Zeiten

Ort	Nr. Fahrername	Zeit	Streckenkil.	ø Speed
Ziel	140 Wharton, James	0:47,463	1200 m	91,0 km/h
Sektion 1	140 Wharton, James	0:18,736	531 m	102,0 km/h
Sektion 2	122 Ho, Christian	0:14,424	390 m	97,3 km/h
Sektion 3	106 Bergmeister, Jakob	0:14,184	279 m	70,8 km/h

	Smr.146 De Haan, Robert NLD ENERGY CORSE S.R.L. theoretisch mögliche Bestzeit 0:47,601	Smr.106 Bergmeister, Jakob DEU Millennium Racing Team theoretisch mögliche Bestzeit 0:47,572	Smr.159 Mars, Luca USA Ward racing theoretisch mögliche Bestzeit 0:47,772	Smr.139 Révész, Levente HUN KR MOTORSPT SRL theoretisch mögliche Bestzeit 0:47,725	Smr.175 Gregor, Daniel DEU Junior TEAM75 theoretisch mögliche Bestzeit 0:47,723
best	Ziel Sektion 1 Sektion 2 Sektion 3 0:47,668 0:18,740 0:14,544 0:14,317	Ziel Sektion 1 Sektion 2 Sektion 3 0:47,713 0:18,853 0:14,535 0:14,184	Ziel Sektion 1 Sektion 2 Sektion 3 0:47,799 0:18,840 0:14,667 0:14,265	Ziel Sektion 1 Sektion 2 Sektion 3 0:47,800 0:18,842 0:14,616 0:14,267	Ziel Sektion 1 Sektion 2 Sektion 3 0:47,849 0:18,901 0:14,616 0:14,206
Runde 1	0:49,639 0:19,770 0:15,170 0:14,699	0:49,463 0:19,869 0:15,122 0:14,472	0:51,019 0:20,440 0:15,614 0:14,965	0:53,002 0:22,650 0:15,648 0:14,704	0:50,361 0:20,261 0:15,451 0:14,649
Runde 2	0:47,866 0:18,878 0:14,657 0:14,331	0:48,488 0:19,057 0:15,029 0:14,402	0:49,025 0:19,234 0:15,219 0:14,572	0:48,744 0:19,170 0:15,072 0:14,502	0:48,912 0:19,412 0:15,026 0:14,474
Runde 3	0:47,733 0:18,782 0:14,634 0:14,317	0:47,947 0:19,041 0:14,666 0:14,240	0:48,116 0:19,015 0:14,779 0:14,322	0:48,360 0:19,032 0:14,900 0:14,428	0:48,045 0:19,010 0:14,728 0:14,307
Runde 4	0:47,821 0:18,841 0:14,639 0:14,341	0:47,713 0:18,936 0:14,535 0:14,242	0:47,920 0:18,935 0:14,667 0:14,318	0:47,934 0:18,883 0:14,761 0:14,290	0:47,951 0:18,958 0:14,739 0:14,254
Runde 5	0:47,668 0:18,740 0:14,544 0:14,384	0:47,750 0:18,908 0:14,630 0:14,212	0:48,264 0:19,100 0:14,865 0:14,299	0:48,106 0:19,086 0:14,733 0:14,287	0:47,959 0:18,989 0:14,630 0:14,340
Runde 6	0:47,818 0:18,843 0:14,581 0:14,394	0:48,001 0:18,853 0:14,806 0:14,342	0:47,799 0:18,840 0:14,694 0:14,265	0:47,800 0:18,842 0:14,691 0:14,267	0:47,894 0:18,901 0:14,616 0:14,377
Runde 7	0:47,787 0:18,804 0:14,578 0:14,405	0:47,773 0:18,964 0:14,625 0:14,184	0:48,880 0:19,700 0:14,865 0:14,315	0:47,823 0:18,899 0:14,616 0:14,308	0:48,471 0:18,927 0:14,791 0:14,753
Runde 8		0:47,888 0:18,963 0:14,559 0:14,366	0:47,935 0:18,969 0:14,690 0:14,276		0:47,849 0:18,959 0:14,684 0:14,206






DEUTSCHE KART-MEISTERSCHAFT

Round 1: 12 - 14 / 04 / 2019

SOUTH GARDA - LONATO (ITA)

DMSB

DMSB RegNr 97-19

Qualifying practice DKM (OK-Junior) Group 2 Group 2

Die schnellsten Zeiten

Ort	Nr. Fahrername	Zeit	Streckenl.	Ø Speed
Ziel	140 Wharton, James	0:47,463	1200 m	91,0 km/h
Sektion 1	140 Wharton, James	0:18,736	531 m	102,0 km/h
Sektion 2	122 Ho, Christian	0:14,424	390 m	97,3 km/h
Sektion 3	106 Bergmeister, Jakob	0:14,184	279 m	70,8 km/h

	Smr.115 Ried,Lenny DEU Solgat Motorsport theoretisch mögliche Bestzeit 0:47,858	Smr.109 Probst,Karden NZL Darren Probst theoretisch mögliche Bestzeit 0:47,864	Smr.150 Germansen Daas,Magnus DNK Haase Racing Team theoretisch mögliche Bestzeit 0:47,929	Smr.133 Ringdahl,Neo SWE Bamberger Karttracing theoretisch mögliche Bestzeit 0:47,855	Smr.118 Terkildsen,Magnus DNK HK Motorsport theoretisch mögliche Bestzeit 0:48,070
best	Ziel Sektion 1 Sektion 2 Sektion 3 0:47,917 0:18,960 0:14,691 0:14,207	Ziel Sektion 1 Sektion 2 Sektion 3 0:47,952 0:18,869 0:14,674 0:14,321	Ziel Sektion 1 Sektion 2 Sektion 3 0:47,998 0:18,929 0:14,720 0:14,280	Ziel Sektion 1 Sektion 2 Sektion 3 0:48,002 0:18,889 0:14,617 0:14,349	Ziel Sektion 1 Sektion 2 Sektion 3 0:48,070 0:18,957 0:14,732 0:14,381
Runde 1	0:51,234 0:20,605 0:15,708 0:14,921	0:50,515 0:20,278 0:15,480 0:14,757	0:50,292 0:20,019 0:15,489 0:14,784	0:50,026 0:19,994 0:15,338 0:14,694	0:57,332 0:23,787 0:18,626 0:14,919
Runde 2	0:49,550 0:19,855 0:15,181 0:14,514	0:48,854 0:19,365 0:14,959 0:14,530	0:49,128 0:19,482 0:15,073 0:14,573	0:48,805 0:19,095 0:14,852 0:14,858	0:48,658 0:19,302 0:14,887 0:14,469
Runde 3	0:48,379 0:19,244 0:14,844 0:14,291	0:48,434 0:19,084 0:14,976 0:14,374	0:48,715 0:19,296 0:14,968 0:14,451	0:48,657 0:19,149 0:14,726 0:14,782	0:48,347 0:19,060 0:14,856 0:14,431
Runde 4	0:47,917 0:19,019 0:14,691 0:14,207	0:48,327 0:19,278 0:14,674 0:14,375	0:48,230 0:19,011 0:14,844 0:14,375	0:48,154 0:18,999 0:14,617 0:14,538	0:48,070 0:18,957 0:14,732 0:14,381
Runde 5	0:48,114 0:19,078 0:14,773 0:14,263	0:48,048 0:19,047 0:14,680 0:14,321	0:48,147 0:18,995 0:14,733 0:14,419	0:48,002 0:18,917 0:14,673 0:14,412	0:48,952 0:18,976 0:15,003 0:14,973
Runde 6	0:48,010 0:18,960 0:14,735 0:14,315	0:47,952 0:18,869 0:14,721 0:14,362	0:48,067 0:19,067 0:14,720 0:14,280	0:48,135 0:18,990 0:14,796 0:14,349	0:50,831 0:20,611 0:15,484 0:14,736
Runde 7		0:48,069 0:18,978 0:14,718 0:14,373	0:48,370 0:18,990 0:15,011 0:14,369	0:48,178 0:18,921 0:14,781 0:14,476	0:50,150 0:19,943 0:15,300 0:14,907
Runde 8		0:48,130 0:18,955 0:14,761 0:14,414	0:47,998 0:18,929 0:14,779 0:14,290	0:48,150 0:18,889 0:14,823 0:14,438	





DEUTSCHE KART-MEISTERSCHAFT

Round 1: 12 - 14 / 04 / 2019

SOUTH GARDA - LONATO (ITA)



DMSB RegNr 97-19

Qualifying practice DKM (OK-Junior) Group 2 Group 2

Die schnellsten Zeiten

Ort	Nr. Fahrername	Zeit	Streckenl.	ø Speed
Ziel	140 Wharton, James	0:47,463	1200 m	91,0 km/h
Sektion 1	140 Wharton, James	0:18,736	531 m	102,0 km/h
Sektion 2	122 Ho, Christian	0:14,424	390 m	97,3 km/h
Sektion 3	106 Bergmeister, Jakob	0:14,184	279 m	70,8 km/h

	Smr.127 Zug,Lilly DEU RL-Competition theoretisch mögliche Bestzeit 0:48,065	Smr.112 Gründahl,Torben DEU Team Hemkemeyer theoretisch mögliche Bestzeit 0:48,196	Smr.174 Ducoffre,Paul DEU CRG Keizer racing theoretisch mögliche Bestzeit 0:48,169	Smr.111 Rehm,Maxim DEU Rehm Racing theoretisch mögliche Bestzeit 0:48,333	Smr.120 Felbermayr,Horst Felix AUT Solgat Motorsport theoretisch mögliche Bestzeit 0:48,238
best	0:48,174 0:18,968 0:14,682 0:14,415	0:48,243 0:18,976 0:14,740 0:14,480	0:48,254 0:18,914 0:14,921 0:14,334	0:48,425 0:19,019 0:14,728 0:14,586	0:48,451 0:18,985 0:14,833 0:14,420
Runde 1	0:55,917 0:20,086 0:18,022 0:17,809	0:50,016 0:19,896 0:15,364 0:14,756	0:51,340 0:20,631 0:15,766 0:14,943	0:51,194 0:20,702 0:15,540 0:14,952	0:52,252 0:20,722 0:16,363 0:15,167
Runde 2	0:50,052 0:20,169 0:15,063 0:14,820	0:48,910 0:19,299 0:15,032 0:14,579	0:50,107 0:19,742 0:15,269 0:15,096	0:48,649 0:19,204 0:14,859 0:14,586	0:49,799 0:19,746 0:15,127 0:14,926
Runde 3	0:48,441 0:19,120 0:14,842 0:14,479	0:48,755 0:19,168 0:15,013 0:14,574	0:49,351 0:19,543 0:14,948 0:14,860	0:48,554 0:19,019 0:14,835 0:14,700	0:48,757 0:19,187 0:14,982 0:14,588
Runde 4	0:48,255 0:18,996 0:14,820 0:14,439	0:48,416 0:19,025 0:14,878 0:14,513	0:48,724 0:19,237 0:15,153 0:14,334	0:48,478 0:19,037 0:14,728 0:14,713	0:48,451 0:19,165 0:14,866 0:14,420
Runde 5	0:48,174 0:18,971 0:14,788 0:14,415	0:48,427 0:19,033 0:14,908 0:14,486	0:48,254 0:18,914 0:14,985 0:14,355	0:48,425 0:19,033 0:14,762 0:14,630	0:48,933 0:19,523 0:14,861 0:14,549
Runde 6	0:48,926 0:19,210 0:14,682 0:15,034	0:48,289 0:18,977 0:14,794 0:14,518	0:48,617 0:19,028 0:14,932 0:14,657	0:48,593 0:19,116 0:14,881 0:14,596	0:48,633 0:19,055 0:14,833 0:14,745
Runde 7	0:48,228 0:18,968 0:14,775 0:14,485	0:48,243 0:19,023 0:14,740 0:14,480	0:48,509 0:19,127 0:14,932 0:14,450	0:48,677 0:19,170 0:14,842 0:14,665	0:48,657 0:18,985 0:14,874 0:14,798
Runde 8	0:48,237 0:18,973 0:14,777 0:14,487	0:48,687 0:18,976 0:15,174 0:14,537	0:48,960 0:19,520 0:14,921 0:14,519	0:48,540 0:19,121 0:14,821 0:14,598	0:48,664 0:19,069 0:14,963 0:14,632






DEUTSCHE KART-MEISTERSCHAFT

Round 1: 12 - 14 / 04 / 2019

SOUTH GARDA - LONATO (ITA)

DMSB

DMSB RegNr 97-19

Qualifying practice DKM (OK-Junior) Group 2 Group 2

Die schnellsten Zeiten

Ort	Nr. Fahrername	Zeit	Streckenl.	Ø Speed
Ziel	140 Wharton, James	0:47,463	1200 m	91,0 km/h
Sektion 1	140 Wharton, James	0:18,736	531 m	102,0 km/h
Sektion 2	122 Ho, Christian	0:14,424	390 m	97,3 km/h
Sektion 3	106 Bergmeister, Jakob	0:14,184	279 m	70,8 km/h

	Snr.116 Kristiansen,Marius DNK	Snr.188 Schmitz,Marc DEU				
	HK Motorsport	Maxim Racing Sport				
	theoretisch mögliche Bestzeit 0:48,541	theoretisch mögliche Bestzeit 4:34:07,357				
best	Ziel 0:48,699	Ziel 33:50,146	Ziel	Ziel	Ziel	Ziel
	Sektion 1 0:19,183	Sektion 1 0:17,211	Sektion 1	Sektion 1	Sektion 1	Sektion 1
	Sektion 2 0:14,821	Sektion 2 0:17,211	Sektion 2	Sektion 2	Sektion 2	Sektion 2
	Sektion 3 0:14,537	Sektion 3 0:17,211	Sektion 3	Sektion 3	Sektion 3	Sektion 3
Runde 1	0:50,435	0:20,211	0:15,444	0:14,780		
Runde 2	0:49,195	0:19,442	0:15,164	0:14,589		
Runde 3	0:48,824	0:19,297	0:14,881	0:14,646		
Runde 4	0:48,713	0:19,183	0:14,993	0:14,537		
Runde 5	0:48,909	0:19,365	0:14,900	0:14,644		
Runde 6	0:48,877	0:19,338	0:14,902	0:14,637		
Runde 7	0:48,699	0:19,281	0:14,821	0:14,597		
Runde 8						

Qualifying practice DJKM (OK-Junior) Group 1 Group 1

Strecke / track: 1200m

started: 23 classified: 23 not classified: 0


Pos	Stf. Nr.	Fahrer Driver	Nation	Bewerber/Sponsor	Nation	Lizenz R-Lizenz	Chassis/Motor/Reifen	Runden Laps	Differenz	Abstand Gap	beste Runde best Lap	in N. in L.	Beschw. e Speed
1	114	MAGNUSSEN, Mickey		RS Competition		57430 36053	Tony Kart / Vortex / Vega	8			0:47,539	8	90,9 km/h
2	132	LEISTRA, Luca		RS Schumacher Racing Team		909365 KBF1067587	IPK Praga / IAME / Vega	8	0:00,128	0:00,128	0:47,667	5	90,6 km/h
3	107	NAUDÉ, Toni Kayla		Innovate Competition		500287 500033	Exprit / IAME / Vega	8	0:00,184	0:00,056	0:47,723	5	90,5 km/h
4	136	PEDERSEN, Oscar		Bamberger Karttracing		20060316895 KBF1197896	Luxor / LKE / Vega	7	0:00,185	0:00,001	0:47,724	6	90,5 km/h
5	119	TANGGAARD, Emil		HK Motorsport		66542 81330	Kart Republic / TM / Vega	7	0:00,193	0:00,008	0:47,732	4	90,5 km/h
6	154	SZTUKA, Kacper		Ward Racing		04002 102	Tony Kart / Vortex / Vega	7	0:00,263	0:00,070	0:47,802	7	90,4 km/h
7	144	KARLSSON, William		Nika International		20051018587 222	Exprit / Vortex / Vega	6	0:00,345	0:00,082	0:47,884	4	90,2 km/h
8	117	OLSEN, Elias		HK Motorsport		67563 81330	Kart Republic / IAME / Vega	8	0:00,375	0:00,030	0:47,914	4	90,2 km/h
9	108	RAUER, Fabio		RS Schumacher Racing Team		IKC1164921 KBF1067587	Praga / IAME / Vega	8	0:00,385	0:00,010	0:47,924	5	90,1 km/h
10	137	BERGMAN, Calle		Ward Racing		20050902307 102	Tony Kart / Vortex / Vega	8	0:00,411	0:00,026	0:47,950	6	90,1 km/h
11	158	ARSENEAU, Justin		Ward racing		i.b.a. 102	Tony Kart / Vortex / Vega	8	0:00,422	0:00,011	0:47,961	4	90,1 km/h
12	160	VAN RUITEN, Dani		CRG Holland		40846 15521	CRG / TM / Vega	8	0:00,474	0:00,052	0:48,013	5	90,0 km/h
13	113	ANDRONACO, Vincent		Team Hemkemeyer		IKC1160869 KBF1079090	Intrepid / IAME / Vega	8	0:00,477	0:00,003	0:48,016	8	90,0 km/h
14	135	TESTA, Rodrigo de Sousa		DR SRL		1970317 296449	DR / Modena / Vega	8	0:00,493	0:00,016	0:48,032	5	89,9 km/h
15	153	HARALAMPIEV, Maksim		Maxim Racing Sport		IKC1169591 KBF1167038	Exprit / t.b.a. / Vega	8	0:00,578	0:00,085	0:48,117	8	89,8 km/h
16	151	SAVANI, Giacomo		SAVANI COMPETITION SRL		374191 339383	TOPKART / Vortex / Vega	8	0:00,580	0:00,002	0:48,119	5	89,8 km/h
17	138	QUONDAMCARLO, Manu		DR SRL		370486 296449	DR / Modena / Vega	8	0:00,699	0:00,119	0:48,238	3	89,6 km/h
18	125	JULIUS-BERNHART, Janr		SRP Racing Team		IKC1136143 KBF1156791	Maranello / TM / Vega	8	0:00,764	0:00,065	0:48,303	6	89,4 km/h
19	152	SCHEEF, Emil		Speedsupply		66544 61513	Hoase / IAME / Vega	8	0:00,804	0:00,040	0:48,343	4	89,4 km/h
20	141	RIEBERER, Paul		Hold Maranello Racing Team		JK2062 BK 003	Maranello / TM / Vega	8	0:00,964	0:00,160	0:48,503	4	89,1 km/h
21	181	OUIZIEL, Andrey		ENERGY CORSE S.R.L.		036 295423	Energy / TM / Vega	8	0:01,061	0:00,097	0:48,600	8	88,9 km/h
22	142	MUSTAFA, Dalvin		Guzmend Mustafa		IKC1173436 BEK1199671	Tony Kart / IAME / Vega	8	0:01,706	0:00,645	0:49,245	8	87,7 km/h
23	121	LÜSCHER, Ekaterina		Innovate Competition		500305 500033	Exprit / IAME / Vega	0					

Rennleitung: Pasquale Lupilo Racedirektor: Horst Seidel
 Sportkommissare: Nikolas Spaderna / Ulrich Bell / Paola Acerbi
 Techn. Kommissare: Hans-Jürgen Dangers / M. Grasshoff / C. Schmidt
 Zeitnahme: KART-DATA timing service Franz Schieszler

Zeitnahme / timekeeping

control 
 Franz Schieszler

freigegeben: 11:57:46



DEUTSCHE KART-MEISTERSCHAFT

Round 1: 12 - 14 / 04 / 2019

SOUTH GARDA - LONATO (ITA)

DMSB

DMSB RegNr 97-19

Qualifying practice DJKM (OK-Junior) Group 1 Group 1

Fahrername Driver	Magnussen Mickey	Leistra Luca	Naudé Toni Kayla	Pedersen Oscar	Tanggard Emil	Sztuka Kacper	Karlisson William	Olsen Elias	Rauer Fabio	Bergman Calle	Arseneau Justin	Van Ruiten Dani
schnellste Runde in Runde	0:47,539 Rn. 8	0:47,667 Rn. 5	0:47,723 Rn. 5	0:47,724 Rn. 6	0:47,732 Rn. 4	0:47,802 Rn. 7	0:47,884 Rn. 4	0:47,914 Rn. 4	0:47,924 Rn. 5	0:47,950 Rn. 6	0:47,961 Rn. 4	0:48,013 Rn. 5
Speed	90,9 km/h	90,6 km/h	90,5 km/h	90,5 km/h	90,5 km/h	90,4 km/h	90,2 km/h	90,2 km/h	90,1 km/h	90,1 km/h	90,1 km/h	90,0 km/h
Lap 1	0:50,429	0:49,670	0:50,101	0:50,276	0:50,908	0:50,474	0:48,462	0:51,110	0:50,781	0:51,207	0:49,998	0:50,750
Lap 2	0:48,672	0:48,488	0:48,644	0:48,439	0:51,194	0:48,542	0:47,943	0:51,499	0:49,196	0:48,621	0:48,661	0:49,167
Lap 3	0:48,138	0:48,113	0:48,238	0:47,970	0:48,003	0:47,987	0:47,950	0:48,421	0:48,653	0:48,119	0:48,308	0:48,263
Lap 4	0:47,809	0:47,799	0:47,923	0:47,872	0:47,732	0:47,964	0:47,884	0:47,914	0:47,957	0:48,420	0:47,961	0:48,296
Lap 5	0:47,575	0:47,667	0:47,723	0:48,090	0:48,025	0:47,833	0:47,939	0:47,947	0:47,924	0:48,237	0:48,303	0:48,013
Lap 6	0:47,577	0:47,991	0:47,819	0:47,724	0:48,604	0:47,805	1:36,234	0:48,505	0:48,118	0:47,950	0:48,117	0:48,060
Lap 7	0:47,662	0:47,701	0:47,810	0:47,740	0:47,904	0:47,802		0:48,224	0:48,953	0:47,991	0:48,226	0:48,109
Lap 8	0:47,539	0:47,966	0:48,049					0:48,093	0:48,052	0:48,254	0:48,035	0:48,016






DEUTSCHE KART-MEISTERSCHAFT

Round 1: 12 - 14 / 04 / 2019

SOUTH GARDA - LONATO (ITA)

DMSB

DMSB RegNr 97-19

Qualifying practice DJKM (OK-Junior) Group 1 Group 1

Fahrername Driver	Andronaco Vincent	Rodrigo de Souza	Haralampiev Maksim	Savani Giacomo	Quondamcarlo Manuel	Julius-Bernhart Jannik	Scheef Emil	Rieberer Paul	Ouziel Andrey	Mustafa Dalvin	Lüscher Ekaterina
schnellste Runde in Runde	0:48,016 Rn. 8	0:48,032 Rn. 5	0:48,117 Rn. 8	0:48,119 Rn. 5	0:48,238 Rn. 3	0:48,303 Rn. 6	0:48,343 Rn. 4	0:48,503 Rn. 4	0:48,600 Rn. 8	0:49,245 Rn. 8	
Speed	90,0 km/h	89,9 km/h	89,8 km/h	89,8 km/h	89,6 km/h	89,4 km/h	89,4 km/h	89,1 km/h	88,9 km/h	87,7 km/h	
Lap 1	0:51,580	0:50,707	0:51,254	0:51,291	0:50,839	0:51,088	0:51,151	0:52,129	0:51,189	0:51,817	
Lap 2	0:48,630	0:48,918	0:50,221	0:48,858	0:48,963	0:51,181	0:48,765	0:49,568	0:51,147	0:50,118	
Lap 3	0:48,221	0:49,267	0:50,049	0:48,133	0:48,238	0:49,704	0:48,978	0:48,860	0:49,126	0:49,957	
Lap 4	0:51,679	0:48,183	0:48,496	0:48,228	0:48,390	0:49,354	0:48,343	0:48,503	0:48,681	0:49,508	
Lap 5	0:48,512	0:48,032	0:48,449	0:48,119	0:48,342	0:48,628	0:49,154	0:48,576	0:49,813	0:49,376	
Lap 6	0:48,341	0:48,362	0:49,677	0:48,143	0:48,411	0:48,303	0:50,350	0:48,599	0:48,734	0:49,811	
Lap 7	0:48,066	0:48,569	0:48,192	0:48,633	0:48,328	0:48,379	0:48,842	0:48,710	0:48,746	0:49,741	
Lap 8	0:48,016	0:48,249	0:48,117	0:48,237	0:48,371	0:48,313	0:49,156	0:48,589	0:48,600	0:49,245	



DKM



DEUTSCHE KART-MEISTERSCHAFT




Round 1: 12 - 14 / 04 / 2019

SOUTH GARDA - LONATO (ITA)



DMSB RegNr 97-19

Qualifying practice DJKM (OK-Junior) Group 1 Group 1

Ziel		Sektion 1		Sektion 2		Sektion 3	
Fahrername	Zeit	Fahrername	Zeit	Fahrername	Zeit	Fahrername	Zeit
1 114 Magnussen,Mickey	0:47,539	107 Naudé,Toni Kayla	0:18,808	114 Magnussen,Mickey	0:14,474	136 Pedersen,Oscar	0:14,195
2 132 Leistra, Luca	0:47,667	114 Magnussen,Mickey	0:18,820	136 Pedersen,Oscar	0:14,504	114 Magnussen,Mickey	0:14,230
3 107 Naudé,Toni Kayla	0:47,723	137 Bergman,Calle	0:18,857	132 Leistra, Luca	0:14,519	132 Leistra, Luca	0:14,234
4 136 Pedersen,Oscar	0:47,724	132 Leistra, Luca	0:18,858	154 Sztuka,Kacper	0:14,538	107 Naudé,Toni Kayla	0:14,238
5 119 Tanggaard,Emil	0:47,732	160 Van Ruiten,Dani	0:18,871	119 Tanggaard,Emil	0:14,543	117 Olsen,Elias	0:14,246
6 154 Sztuka,Kacper	0:47,802	151 Savani,Giacomo	0:18,886	107 Naudé,Toni Kayla	0:14,581	158 Arseneau,Justin	0:14,261
7 144 Karlsson,William	0:47,884	136 Pedersen,Oscar	0:18,889	158 Arseneau,Justin	0:14,608	119 Tanggaard,Emil	0:14,276
8 117 Olsen,Elias	0:47,914	119 Tanggaard,Emil	0:18,893	108 Rauer,Fabio	0:14,617	154 Sztuka,Kacper	0:14,277
9 108 Rauer,Fabio	0:47,924	108 Rauer,Fabio	0:18,903	137 Bergman,Calle	0:14,623	108 Rauer,Fabio	0:14,317
10 137 Bergman,Calle	0:47,950	154 Sztuka,Kacper	0:18,910	117 Olsen,Elias	0:14,638	151 Savani,Giacomo	0:14,344
11 158 Arseneau,Justin	0:47,961	113 Andronaco,Vincent	0:18,932	160 Van Ruiten,Dani	0:14,638	160 Van Ruiten,Dani	0:14,347
12 160 Van Ruiten,Dani	0:48,013	117 Olsen,Elias	0:18,936	135 Testa,Rodrigo de Sousa	0:14,646	137 Bergman,Calle	0:14,351
13 113 Andronaco,Vincent	0:48,016	135 Testa,Rodrigo de Sousa	0:18,951	151 Savani,Giacomo	0:14,653	152 Scheef,Emil	0:14,356
14 135 Testa,Rodrigo de Sousa	0:48,032	158 Arseneau,Justin	0:18,967	113 Andronaco,Vincent	0:14,680	141 Rieberer,Paul	0:14,356
15 153 Haralampiev,Maksim	0:48,117	138 Quondamcarlo,Manuel	0:18,969	153 Haralampiev,Maksim	0:14,691	138 Quondamcarlo,Manuel	0:14,376
16 151 Savani,Giacomo	0:48,119	153 Haralampiev,Maksim	0:18,988	141 Rieberer,Paul	0:14,720	153 Haralampiev,Maksim	0:14,387
17 138 Quondamcarlo,Manuel	0:48,238	125 Julius-Bernhart,Jannik	0:19,032	125 Julius-Bernhart,Jannik	0:14,737	113 Andronaco,Vincent	0:14,395
18 125 Julius-Bernhart,Jannik	0:48,303	181 Ouziel,Andrey	0:19,117	138 Quondamcarlo,Manuel	0:14,787	135 Testa,Rodrigo de Sousa	0:14,435
19 152 Scheef,Emil	0:48,343	141 Rieberer,Paul	0:19,145	152 Scheef,Emil	0:14,817	125 Julius-Bernhart,Jannik	0:14,443
20 141 Rieberer,Paul	0:48,503	152 Scheef,Emil	0:19,170	181 Ouziel,Andrey	0:14,864	181 Ouziel,Andrey	0:14,485
21 181 Ouziel,Andrey	0:48,600	142 Mustafa,Dalvin	0:19,464	142 Mustafa,Dalvin	0:15,088	142 Mustafa,Dalvin	0:14,595
22 142 Mustafa,Dalvin	0:49,245	121 Lüscher,Ekaterina	21:59,733	121 Lüscher,Ekaterina	0:20,312	144 Karlsson,William	
23 121 Lüscher,Ekaterina		144 Karlsson,William		144 Karlsson,William		121 Lüscher,Ekaterina	






DEUTSCHE KART-MEISTERSCHAFT

Round 1: 12 - 14 / 04 / 2019

SOUTH GARDA - LONATO (ITA)

DMSB

DMSB RegNr 97-19

Qualifying practice DKM (OK-Junior) Group 1 Group 1

Die schnellsten Zeiten

Ort	Nr. Fahrername	Zeit	Streckenl.	ø Speed
Ziel	114 Magnussen,Mickey	0:47,539	1200 m	90,9 km/h
Sektion 1	107 Naudé,Toni Kayla	0:18,808	531 m	101,6 km/h
Sektion 2	114 Magnussen,Mickey	0:14,474	390 m	97,0 km/h
Sektion 3	136 Pedersen,Oscar	0:14,195	279 m	70,8 km/h

	Smr.114 Magnussen,Mickey DNK RS Competition theoretisch mögliche Bestzeit 0:47,524	Smr.132 Leistra,Luca BEL RS Schumacher Racing Team theoretisch mögliche Bestzeit 0:47,611	Smr.107 Naudé,Toni Kayla CHE Innovate Competition theoretisch mögliche Bestzeit 0:47,627	Smr.136 Pedersen,Oscar SWE Bamberger Karttracing theoretisch mögliche Bestzeit 0:47,588	Smr.119 Tanggaard,Emil DNK HK Motorsport theoretisch mögliche Bestzeit 0:47,712
best	0:47,539 0:18,820 0:14,474 0:14,230	0:47,667 0:18,858 0:14,519 0:14,234	0:47,723 0:18,808 0:14,581 0:14,238	0:47,724 0:18,889 0:14,504 0:14,195	0:47,732 0:18,893 0:14,543 0:14,276
Runde 1	0:50,429 0:20,153 0:15,490 0:14,786	0:49,670 0:19,936 0:15,141 0:14,593	0:50,101 0:19,975 0:15,410 0:14,716	0:50,276 0:20,319 0:15,371 0:14,586	0:50,908 0:20,282 0:15,461 0:15,165
Runde 2	0:48,672 0:19,373 0:14,851 0:14,448	0:48,488 0:19,242 0:14,859 0:14,387	0:48,644 0:19,496 0:14,784 0:14,364	0:48,439 0:19,150 0:14,896 0:14,393	0:51,194 0:20,536 0:15,521 0:15,137
Runde 3	0:48,138 0:19,087 0:14,674 0:14,377	0:48,113 0:18,966 0:14,764 0:14,383	0:48,238 0:19,067 0:14,877 0:14,294	0:47,970 0:18,971 0:14,716 0:14,283	0:48,003 0:18,988 0:14,677 0:14,338
Runde 4	0:47,809 0:18,989 0:14,529 0:14,291	0:47,799 0:18,943 0:14,599 0:14,257	0:47,923 0:18,974 0:14,711 0:14,238	0:47,872 0:18,889 0:14,647 0:14,336	0:47,732 0:18,913 0:14,543 0:14,276
Runde 5	0:47,575 0:18,870 0:14,474 0:14,231	0:47,667 0:18,858 0:14,575 0:14,234	0:47,723 0:18,808 0:14,581 0:14,334	0:48,090 0:19,278 0:14,617 0:14,195	0:48,025 0:18,893 0:14,680 0:14,452
Runde 6	0:47,577 0:18,820 0:14,519 0:14,238	0:47,991 0:18,954 0:14,704 0:14,333	0:47,819 0:18,887 0:14,613 0:14,319	0:47,724 0:18,893 0:14,504 0:14,327	0:48,604 0:19,343 0:14,697 0:14,564
Runde 7	0:47,662 0:18,863 0:14,514 0:14,285	0:47,701 0:18,858 0:14,519 0:14,324	0:47,810 0:18,856 0:14,584 0:14,370	0:47,740 0:18,907 0:14,544 0:14,289	0:47,904 0:18,917 0:14,582 0:14,405
Runde 8	0:47,539 0:18,825 0:14,484 0:14,230	0:47,966 0:18,908 0:14,629 0:14,429	0:48,049 0:18,912 0:14,698 0:14,439		






DEUTSCHE KART-MEISTERSCHAFT

Round 1: 12 - 14 / 04 / 2019

SOUTH GARDA - LONATO (ITA)



DMSB

DMSB RegNr 97-19

Qualifying practice DKM (OK-Junior) Group 1 Group 1

Die schnellsten Zeiten

Ort	Nr. Fahrername	Zeit	Streckenl.	ø Speed
Ziel	114 Magnussen, Micley	0:47,539	1200 m	90,9 km/h
Sektion 1	107 Naude, Toni Kayla	0:18,808	531 m	101,6 km/h
Sektion 2	114 Magnussen, Micley	0:14,474	390 m	97,0 km/h
Sektion 3	136 Pedersen, Oscar	0:14,195	279 m	70,8 km/h

	Snr. 154. Sznuka, Karper POL Ward Racing		Snr. 144. Karlsson, William SWE Nika International		Snr. 117. Olsen, Elias DNK HK Motorsport		Snr. 108. Rauer, Fabio DEU RS Schumacher Racing Team		Snr. 137. Bergman, Calle SWE Ward Racing	
	theoretisch mögliche Bestzeit	Ziel	theoretisch mögliche Bestzeit	Ziel	theoretisch mögliche Bestzeit	Ziel	theoretisch mögliche Bestzeit	Ziel	theoretisch mögliche Bestzeit	Ziel
best	0:47,802	0:18,910	0:14,538	0:14,277	0:47,884	0:47,884	0:47,884	0:47,884	0:47,884	0:47,884
Runde 1	0:50,474	0:20,247	0:15,448	0:14,779	0:48,462	0:48,462	0:48,462	0:48,462	0:48,462	0:48,462
Runde 2	0:48,542	0:19,273	0:14,820	0:14,449	0:47,943	0:47,943	0:47,943	0:47,943	0:47,943	0:47,943
Runde 3	0:47,987	0:19,017	0:14,679	0:14,291	0:47,950	0:47,950	0:47,950	0:47,950	0:47,950	0:47,950
Runde 4	0:47,964	0:18,994	0:14,670	0:14,300	0:47,884	0:47,884	0:47,884	0:47,884	0:47,884	0:47,884
Runde 5	0:47,833	0:18,937	0:14,619	0:14,277	0:47,939	0:47,939	0:47,939	0:47,939	0:47,939	0:47,939
Runde 6	0:47,805	0:18,910	0:14,538	0:14,357	1:36,234	1:36,234	1:36,234	1:36,234	1:36,234	1:36,234
Runde 7	0:47,802	0:18,916	0:14,572	0:14,314						
Runde 8										






DEUTSCHE KART-MEISTERSCHAFT

Round 1: 12 - 14 / 04 / 2019

SOUTH GARDA - LONATO (ITA)

DMSB

DMSB RegNr 97-19

Qualifying practice DKM (OK-Junior) Group 1 Group 1

Die schnellsten Zeiten

Ort	Nr. Fahrername	Zeit	Streckenl.	Ø Speed
Ziel	114 Magnussen, Micky	0:47,539	1200 m	90,9 km/h
Sektion 1	107 Nauadé, Toni Kayla	0:18,808	531 m	107,6 km/h
Sektion 2	114 Magnussen, Micky	0:14,474	390 m	97,0 km/h
Sektion 3	136 Pedersen, Oscar	0:14,195	279 m	70,8 km/h

	Stnr. 158 Arseneau, Justin CAN Ward racing	Stnr. 160 Van Ruiten, Dani NLD CRG Holland	Stnr. 113 Andronaco, Vincent DEU Team Hemkemeyer	Stnr. 135 Testa, Rodrigo de Sousa PRT DR SRL	Stnr. 153 Haralampiev, Maksim DEU Maxim Racing Sport
	theoretisch mögliche Bestzeit 0:47,836	theoretisch mögliche Bestzeit 0:47,856	theoretisch mögliche Bestzeit 0:48,007	theoretisch mögliche Bestzeit 0:48,032	theoretisch mögliche Bestzeit 0:48,066
best	Ziel Sektion 1 0:18,967 0:14,608 0:14,261	Ziel Sektion 1 0:18,871 0:14,638 0:14,347	Ziel Sektion 1 0:18,932 0:14,680 0:14,395	Ziel Sektion 1 0:18,951 0:14,646 0:14,435	Ziel Sektion 1 0:18,988 0:14,691 0:14,387
Runde 1	0:49,998 0:20,096 0:15,325 0:14,577	0:50,750 0:20,243 0:15,743 0:14,764	0:51,580 0:20,943 0:15,625 0:15,012	0:50,707 0:20,289 0:15,634 0:14,784	0:51,254 0:20,960 0:15,585 0:14,709
Runde 2	0:48,661 0:19,333 0:14,894 0:14,434	0:49,167 0:19,536 0:15,031 0:14,600	0:48,630 0:19,293 0:14,804 0:14,533	0:48,918 0:19,219 0:14,980 0:14,719	0:50,221 0:19,199 0:14,935 0:16,087
Runde 3	0:48,308 0:19,191 0:14,856 0:14,261	0:48,263 0:19,090 0:14,746 0:14,427	0:48,221 0:19,010 0:14,746 0:14,465	0:49,267 0:19,082 0:15,641 0:14,544	0:50,049 0:20,575 0:14,958 0:14,516
Runde 4	0:47,961 0:18,967 0:14,692 0:14,302	0:48,296 0:19,124 0:14,752 0:14,420	0:51,679 0:19,093 0:15,226 0:17,360	0:48,183 0:18,954 0:14,739 0:14,490	0:48,496 0:19,044 0:14,920 0:14,532
Runde 5	0:48,303 0:18,968 0:14,923 0:14,412	0:48,013 0:18,979 0:14,687 0:14,347	0:48,512 0:19,229 0:14,789 0:14,494	0:48,032 0:18,951 0:14,646 0:14,435	0:48,449 0:18,988 0:14,691 0:14,770
Runde 6	0:48,117 0:18,996 0:14,724 0:14,397	0:48,060 0:18,947 0:14,638 0:14,475	0:48,341 0:19,031 0:14,747 0:14,563	0:48,362 0:19,077 0:14,786 0:14,499	0:49,677 0:20,211 0:14,872 0:14,594
Runde 7	0:48,226 0:19,113 0:14,698 0:14,415	0:48,109 0:18,995 0:14,672 0:14,442	0:48,066 0:18,932 0:14,719 0:14,415	0:48,569 0:19,019 0:14,985 0:14,565	0:48,192 0:19,027 0:14,697 0:14,468
Runde 8	0:48,035 0:19,099 0:14,608 0:14,328	0:48,016 0:18,871 0:14,650 0:14,495	0:48,016 0:18,941 0:14,680 0:14,395	0:48,249 0:19,008 0:14,702 0:14,539	0:48,117 0:19,020 0:14,710 0:14,387






DEUTSCHE KART-MEISTERSCHAFT

Round 1: 12 - 14 / 04 / 2019

SOUTH GARDA - LONATO (ITA)

DMSB

DMSB RegNr 97-19

Qualifying practice DKM (OK-Junior) Group 1 Group 1

Die schnellsten Zeiten

Ort	Nr. Fahrername	Streckenl.	Zeit	Ø Speed
Ziel	114 Magnussen, Mieke	1200 m	0:47,539	90,9 km/h
Sektion 1	107 Naude, Toni Kayla	531 m	0:18,808	107,6 km/h
Sektion 2	114 Magnussen, Mieke	390 m	0:14,474	97,0 km/h
Sektion 3	136 Pedersen, Oscar	279 m	0:14,195	70,8 km/h

	Stmr.151 Savani,Giacomo ITA SAVANI COMPETITION SRL theoretisch mögliche Bestzeit 0:47,883	Stmr.138 Quondamcarlo,Manuel ITA DR SRL theoretisch mögliche Bestzeit 0:48,132	Stmr.125 Julius-Bernhart,Jannik DEU SRP Racing Team theoretisch mögliche Bestzeit 0:48,212	Stmr.152 Scheef,Emil DNK Speedsupply theoretisch mögliche Bestzeit 0:48,343	Stmr.141 Rieberer,Paul AUT Hold Maranello Racing Team theoretisch mögliche Bestzeit 0:48,221
best	Ziel 0:48,119 0:18,886 0:14,653 0:14,344	Ziel 0:48,238 0:18,969 0:14,787 0:14,376	Ziel 0:48,303 0:19,032 0:14,737 0:14,443	Ziel 0:48,343 0:19,170 0:14,817 0:14,356	Ziel 0:48,503 0:19,145 0:14,720 0:14,356
Runde 1	0:51,291 0:20,571 0:15,919 0:14,801	0:50,839 0:20,280 0:15,700 0:14,859	0:51,088 0:20,357 0:15,805 0:14,976	0:51,151 0:20,845 0:15,560 0:14,746	0:52,129 0:20,784 0:16,248 0:15,097
Runde 2	0:48,858 0:19,387 0:15,006 0:14,465	0:48,963 0:19,397 0:15,010 0:14,556	0:51,181 0:19,349 0:15,473 0:16,359	0:48,765 0:19,435 0:14,916 0:14,414	0:49,568 0:19,517 0:15,240 0:14,811
Runde 3	0:48,133 0:19,088 0:14,701 0:14,344	0:48,238 0:18,969 0:14,893 0:14,376	0:49,704 0:19,982 0:15,095 0:14,627	0:48,978 0:19,300 0:15,215 0:14,463	0:48,860 0:19,341 0:15,011 0:14,508
Runde 4	0:48,228 0:19,041 0:14,786 0:14,401	0:48,390 0:19,106 0:14,865 0:14,419	0:49,354 0:19,100 0:14,933 0:15,321	0:48,343 0:19,170 0:14,817 0:14,356	0:48,503 0:19,207 0:14,940 0:14,356
Runde 5	0:48,119 0:18,970 0:14,714 0:14,435	0:48,342 0:19,053 0:14,787 0:14,502	0:48,628 0:19,033 0:14,842 0:14,753	0:49,154 0:19,254 0:14,882 0:15,018	0:48,576 0:19,253 0:14,928 0:14,395
Runde 6	0:48,143 0:18,886 0:14,813 0:14,444	0:48,411 0:19,053 0:14,880 0:14,478	0:48,303 0:19,052 0:14,808 0:14,443	0:50,350 0:19,493 0:15,328 0:15,529	0:48,599 0:19,145 0:14,884 0:14,570
Runde 7	0:48,633 0:19,137 0:14,653 0:14,843	0:48,328 0:19,034 0:14,814 0:14,480	0:48,379 0:19,111 0:14,739 0:14,529	0:48,842 0:19,299 0:15,058 0:14,485	0:48,710 0:19,419 0:14,720 0:14,571
Runde 8	0:48,237 0:18,970 0:14,755 0:14,512	0:48,371 0:19,075 0:14,863 0:14,433	0:48,313 0:19,032 0:14,737 0:14,544	0:49,156 0:19,217 0:14,987 0:14,952	0:48,589 0:19,231 0:14,749 0:14,609







Round 1: 12 - 14 / 04 / 2019

SOUTH GARDA - LONATO (ITA)

DEUTSCHE KART-MEISTERSCHAFT

DMSB RegNr 97-19

Qualifying practice DKM (OK-Junior) Group 1 Group 1

Die schnellsten Zeiten

Ort	Nr. Fahrername	Zeit	Streckenl.	Ø Speed
Ziel	114 Magnussen, Mieke	0:47,539	1200 m	90,9 km/h
Sektion 1	107 Naude, Toni Kayla	0:18,808	531 m	101,6 km/h
Sektion 2	114 Magnussen, Mieke	0:14,474	390 m	97,0 km/h
Sektion 3	136 Pedersen, Oscar	0:14,195	279 m	70,8 km/h

	Stmr. 181 Ouziel, Andrey ARE ENERGY CORSE S.R.L. theoretisch mögliche Bestzeit 0:48,466	Stmr. 142 Mustata, Dalvin DEU Gazmend Mustafa theoretisch mögliche Bestzeit 0:49,147	Stmr. 121 Lüscher, Ekaterina CHE Innovate Competition theoretisch mögliche Bestzeit 4:22:20,045	
best	Ziel Sektion 1 Sektion 2 Sektion 3 0:48,600 0:19,117 0:14,864 0:14,485	Ziel Sektion 1 Sektion 2 Sektion 3 0:49,245 0:19,464 0:15,088 0:14,595	Ziel Sektion 1 Sektion 2 Sektion 3 21:59,733 0:20,312	Ziel Sektion 1 Sektion 2 Sektion 3
Runde 1	0:51,189 0:20,460 0:15,859 0:14,870	0:51,817 0:20,659 0:15,946 0:15,212	21:59,733 0:20,312	
Runde 2	0:51,147 0:19,808 0:15,340 0:15,999	0:50,118 0:19,843 0:15,491 0:14,784		
Runde 3	0:49,126 0:19,400 0:15,160 0:14,566	0:49,957 0:20,071 0:15,208 0:14,678		
Runde 4	0:48,681 0:19,122 0:15,039 0:14,520	0:49,508 0:19,690 0:15,223 0:14,595		
Runde 5	0:49,813 0:19,313 0:14,964 0:15,536	0:49,376 0:19,511 0:15,173 0:14,692		
Runde 6	0:48,734 0:19,292 0:14,957 0:14,485	0:49,811 0:19,580 0:15,485 0:14,746		
Runde 7	0:48,746 0:19,117 0:14,963 0:14,666	0:49,741 0:19,743 0:15,088 0:14,910		
Runde 8	0:48,600 0:19,164 0:14,864 0:14,572	0:49,245 0:19,464 0:15,093 0:14,688		

free practice DKJM (OK-Junior) Group 2 Group 2

Strecke / track: 1200m

started: 22 classified: 22 not classified: 0

Pos	Stf. Nr.	Fahrer Driver	Nation	Bewerber/Sponsor	Nation	Lizenz R-Lizenz	Chassis/Motor/Reifen	Runden Laps	Differenz	Abstand Gap	beste Runde best Lap	in N. in L.	Beschw. e Speed
1	140	WHARTON, James	AUS	Ricky Flynn Motorsport	GBR	V6099 162392	FA Victory R / Vortex / Vega	10			0:47,449	9	91,0 km/h
2	122	HO, Christian	SGP	Ricky Flynn Motorsport	GBR	0267/IKT 162392	FA Victory R / Vortex / Vega	10	0:00,084	0:00,084	0:47,533	9	90,9 km/h
3	188	SCHMITZ, Marc	DEU	Maxim Racing Sport	DEU	IKC11167039 KBF1167038	Expirit / Vortex / Vega	12	0:00,135	0:00,051	0:47,584	6	90,8 km/h
4	129	SCIONTI, Enzo Riccardo	USA	Ward Racing	SWE	D 1845 SK 19 JR-C 102	Tony Kart / Vortex / Vega	10	0:00,160	0:00,025	0:47,609	9	90,7 km/h
5	146	DE HAAN, Robert	IND	ENERGY CORSE S.R.L.	ITA	40204 295423	Energy / TM / Vega	10	0:00,183	0:00,023	0:47,632	6	90,7 km/h
6	139	RÉVÉSZ, Levente	HUN	KR MOTORSPORT SRL	ITA	5746 436754	KR / Parilla / Vega	10	0:00,338	0:00,155	0:47,787	8	90,4 km/h
7	109	PROBST, Kaden	NZL	Darren Probst	NZL	148E 148E	Tony Kart / Vortex / Vega	10	0:00,383	0:00,045	0:47,832	10	90,3 km/h
8	124	JAKOBSEN, Mathias Bjørn	DNK	TK Racing	DNK	74056 52208	FA Kart / TM / Vega	10	0:00,391	0:00,008	0:47,840	9	90,3 km/h
9	115	RIED, Lenny	DEU	Solgat Motorsport	DEU	IKC11173160 KBF1079882	Birel Art / TM / Vega	12	0:00,439	0:00,048	0:47,888	11	90,2 km/h
10	174	DUCOFFRE, Paul	DEU	CRG Keijzer racing	IND	IKA1183496 28613	CRG / TM / Vega	12	0:00,448	0:00,009	0:47,897	5	90,2 km/h
11	106	BERGMEISTER, Jakob	DEU	Millennium Racing Team	DEU	IKC11156048 KBF 1095578	Tony Kart / Vortex / Vega	10	0:00,503	0:00,055	0:47,952	10	90,1 km/h
12	175	GREGOR, Daniel	DEU	Junior TEAM75	DEU	IKC11168157 KBF1154079	Kart Republic / IAME / Vega	10	0:00,543	0:00,040	0:47,992	8	90,0 km/h
13	159	MARS, Luca	USA	Ward racing	SWE	I.b.a. 102	Tony Kart / Vortex / Vega	11	0:00,545	0:00,002	0:47,994	11	90,0 km/h
14	130	SKJELLERUP, Marcus	DNK	RS Competition	DNK	63503 36053	Tony Kart / Vortex / Vega	11	0:00,564	0:00,019	0:48,013	6	90,0 km/h
15	118	TERKILDSEN, Magnus	DNK	HK Motorsport	DNK	58099 81330	Kart Republic / IAME / Vega	10	0:00,595	0:00,031	0:48,044	10	89,9 km/h
16	150	GERMANSEN DAAE, Mag	DNK	Haase Racing Team	DNK	50634 03427	Haase / IAME / Vega	12	0:00,608	0:00,013	0:48,057	8	89,9 km/h
17	133	RINGDAHL, Neo	SWE	Bamberger Kartacing	DEU	20060328569 KBF1197896	Luxor / LKE / Vega	11	0:00,648	0:00,040	0:48,097	8	89,8 km/h
18	127	ZUG, Lilly	DEU	RL-Competition	DEU	IKC11173305 KBF1132168	CRG / TM / Vega	10	0:00,707	0:00,059	0:48,156	6	89,7 km/h
19	116	KRISTIANSEN, Marius	DNK	HK Motorsport	DNK	66433 81330	Kart Republic / IAME / Vega	12	0:00,776	0:00,069	0:48,225	9	89,6 km/h
20	112	GRÖNDAHL, Torben	DEU	Team Hemkemeyer	DEU	IKC11174061 KBF1079090	Intrepid / IAME / Vega	11	0:00,860	0:00,084	0:48,309	10	89,4 km/h
21	111	REHM, Maxim	DEU	Rehm Racing	DEU	IKC11166371 KBF1044805	CRG / TM / Vega	7	0:00,872	0:00,012	0:48,321	7	89,4 km/h
22	120	FELBERMAYR, Horst Feli	AUT	Solgat Motorsport	DEU	JK2178 KBF1079882	Ricciardo / TM / Vega	10	0:00,962	0:00,090	0:48,411	8	89,2 km/h

Rennleitung: Pasquale Lupilo Racedirektor: Horst Seidel

Sportkommissare: Nikolas Spaderna / Ulrich Bell / Paola Acerbi

Techn. Kommissare: Hans-Jürgen Dangers / M. Grasshoff / C. Schmidt

Zeitnahme: KART-DATA timing service Franz Schieszler







DEUTSCHE KART-MEISTERSCHAFT

Round 1: 12 - 14 / 04 / 2019

SOUTH GARDA - LONATO (ITA)



DMSB RegNr 97-19

free practice DJKM (OK-Junior) Group 2 Group 2

Fahrername Driver	Wharton James	Ho Christian	Schmitz Marc	Scionti Enzo Riccardo	De Haan Robert	Révész Levente	Probst Kaden	Jakobsen Mathias Bjerre	Ried Lenny	Ducafre Paul	Bergmeister Jakob	Gregor Daniel
schnellste Runde in Runde	0:47,449 Rn. 9	0:47,533 Rn. 9	0:47,584 Rn. 6	0:47,609 Rn. 9	0:47,632 Rn. 6	0:47,787 Rn. 8	0:47,832 Rn. 10	0:47,840 Rn. 9	0:47,888 Rn. 11	0:47,897 Rn. 5	0:47,952 Rn. 10	0:47,992 Rn. 8
Speed	91,0 km/h	90,9 km/h	90,8 km/h	90,7 km/h	90,7 km/h	90,4 km/h	90,3 km/h	90,3 km/h	90,2 km/h	90,2 km/h	90,1 km/h	90,0 km/h
Lap 1	0:49,199	0:50,060	0:49,776	0:50,250	0:49,614	0:49,625	0:50,094	0:50,469	0:51,267	0:50,839	0:50,297	0:50,972
Lap 2	0:47,931	0:48,705	0:50,627	0:48,753	0:48,376	0:49,782	0:49,351	0:48,124	0:49,355	0:50,283	0:48,347	0:49,696
Lap 3	0:47,701	0:47,924	0:49,305	0:48,392	0:48,054	0:48,729	0:48,935	0:48,143	0:48,977	0:49,286	0:48,099	0:48,535
Lap 4	0:47,548	0:47,806	0:47,880	0:48,068	0:47,877	2:35,004	0:48,665	0:47,956	0:48,276	0:48,229	0:48,205	0:48,341
Lap 5	0:48,311	0:47,741	0:47,715	0:48,893	0:47,784	0:49,375	0:48,139	0:48,101	0:48,340	0:47,897	0:48,295	0:48,274
Lap 6	0:47,664	0:47,671	0:47,584	0:47,913	0:47,632	0:48,144	0:47,943	0:50,167	0:48,748	0:48,139	0:48,147	0:48,205
Lap 7	0:47,463	0:47,606	0:47,618	0:47,834	0:47,641	0:48,019	0:48,468	0:47,977	0:48,114	0:48,270	1:21,880	0:48,004
Lap 8	0:47,499	0:47,613	0:48,889	0:47,684	0:47,760	0:47,787	0:48,108	0:47,881	0:48,052	0:48,161	0:48,647	0:47,992
Lap 9	0:47,449	0:47,533	0:47,684	0:47,609	0:47,722	0:47,797	0:48,464	0:47,840	0:48,015	0:48,028	0:48,046	0:48,053
Lap 10	0:47,484	0:47,553	0:47,736	0:47,826	0:47,715	0:47,802	0:47,832	0:47,860	0:48,062	0:48,224	0:47,952	0:48,468
Lap 11			0:47,698						0:47,888	0:48,489		
Lap 12			0:47,687						0:47,989	0:48,410		






DEUTSCHE KART-MEISTERSCHAFT

Round 1: 12 - 14 / 04 / 2019

SOUTH GARDA - LONATO (ITA)

DMSB

DMSB RegNr 97-19

free practice DJKM (OK-Junior) Group 2 Group 2

Fahrername Driver	Mars Luca	Skjellerup Marcus	Terkildsen Magnus	Daae Magnus	Ringdahl Neo	Zug Lilly	Kristiansen Marius	Gröndahl Torben	Rehm Maxim	Felbermayr Horst Felix
schnellste Runde in Runde	0:47,994 Rn. 11	0:48,013 Rn. 6	0:48,044 Rn. 10	0:48,057 Rn. 8	0:48,097 Rn. 8	0:48,156 Rn. 6	0:48,225 Rn. 9	0:48,309 Rn. 10	0:48,321 Rn. 7	0:48,411 Rn. 8
Speed	90,0 km/h	90,0 km/h	89,9 km/h	89,9 km/h	89,8 km/h	89,7 km/h	89,6 km/h	89,4 km/h	89,4 km/h	89,2 km/h
Lap 1	0:50,131	0:51,066	0:50,405	0:55,312	0:54,664	0:50,934	0:50,804	0:50,395	0:51,413	0:51,690
Lap 2	0:49,116	0:50,189	0:49,354	0:53,933	0:54,851	0:48,791	0:49,811	0:49,221	0:50,331	0:50,160
Lap 3	0:48,730	0:49,019	0:48,803	0:49,184	0:56,520	0:48,499	0:49,387	0:49,069	0:48,782	0:49,044
Lap 4	0:49,250	0:48,127	0:48,433	0:48,755	0:48,640	0:49,125	0:49,083	0:48,480	0:48,385	0:49,992
Lap 5	0:48,311	0:48,208	1:34,474	0:48,557	0:48,619	0:48,271	0:48,960	0:48,521	0:48,926	0:48,887
Lap 6	0:48,274	0:48,013	0:48,420	0:48,564	0:48,441	0:48,156	0:49,600	0:48,553	0:48,359	0:48,928
Lap 7	0:48,176	0:48,085	0:48,266	0:48,347	0:48,183	0:48,329	0:48,656	0:48,380	0:48,321	0:48,579
Lap 8	0:48,622	0:48,168	0:48,164	0:48,057	0:48,097	0:48,240	0:48,404	0:48,368		0:48,411
Lap 9	0:48,872	0:48,101	0:48,162	0:48,165	0:48,186	0:48,205	0:48,225	0:48,412		0:48,729
Lap 10	0:48,316	0:48,181	0:48,044	0:48,198	0:48,414	0:48,369	0:48,399	0:48,309		0:48,462
Lap 11	0:47,994	0:48,091		0:48,300	0:48,204		0:48,262	0:48,550		
Lap 12				0:48,182			0:48,248			




DEUTSCHE KART-MEISTERSCHAFT




Round 1: 12 - 14 / 04 / 2019

SOUTH GARDA - LONATO (ITA)



DMSB RegNr 97-19

free practice DKM (OK-Junior) Group 2 Group 2

Ziel		Sektion 1		Sektion 2		Sektion 3	
Fahrername	Zeit	Fahrername	Zeit	Fahrername	Zeit	Fahrername	Zeit
1 140 Wharton,James	0:47,449	188 Schmitz,Marc	0:18,719	140 Wharton,James	0:14,439	140 Wharton,James	0:14,219
2 122 Ho,Christian	0:47,533	140 Wharton,James	0:18,735	188 Schmitz,Marc	0:14,465	122 Ho,Christian	0:14,233
3 188 Schmitz,Marc	0:47,584	122 Ho,Christian	0:18,772	122 Ho,Christian	0:14,481	124 Jakobsen,Mathias Bjerre	0:14,237
4 129 Scionti,Enzo Riccardo	0:47,609	129 Scionti,Enzo Riccardo	0:18,775	146 De Haan,Robert	0:14,506	139 Révész,Levente	0:14,238
5 146 De Haan,Robert	0:47,632	146 De Haan,Robert	0:18,776	129 Scionti,Enzo Riccardo	0:14,517	174 Ducoffre,Paul	0:14,248
6 139 Révész,Levente	0:47,787	124 Jakobsen,Mathias Bjerre	0:18,842	124 Jakobsen,Mathias Bjerre	0:14,564	150 Germansen Daae,Magnu	0:14,261
7 109 Probst,Kaden	0:47,832	139 Révész,Levente	0:18,854	109 Probst,Kaden	0:14,589	120 Felbermayr,Horst Felix	0:14,262
8 124 Jakobsen,Mathias Bjerre	0:47,840	174 Ducoffre,Paul	0:18,861	139 Révész,Levente	0:14,601	115 Ried,Lenny	0:14,263
9 115 Ried,Lenny	0:47,888	159 Mars,Luca	0:18,862	130 Skjellerup,Marcus	0:14,604	106 Bergmeister,Jakob	0:14,268
10 174 Ducoffre,Paul	0:47,897	175 Gregor,Daniel	0:18,870	133 Ringdahl,Neo	0:14,647	116 Kristiansen,Marius	0:14,269
11 106 Bergmeister,Jakob	0:47,952	109 Probst,Kaden	0:18,889	118 Terkildsen,Magnus	0:14,659	188 Schmitz,Marc	0:14,273
12 175 Gregor,Daniel	0:47,992	106 Bergmeister,Jakob	0:18,890	175 Gregor,Daniel	0:14,664	129 Scionti,Enzo Riccardo	0:14,275
13 159 Mars,Luca	0:47,994	115 Ried,Lenny	0:18,894	106 Bergmeister,Jakob	0:14,699	109 Probst,Kaden	0:14,293
14 130 Skjellerup,Marcus	0:48,013	111 Rehm,Maxim	0:18,924	159 Mars,Luca	0:14,707	146 De Haan,Robert	0:14,326
15 118 Terkildsen,Magnus	0:48,044	127 Zug,Lilly	0:18,935	112 Gröndahl,Torben	0:14,714	175 Gregor,Daniel	0:14,331
16 150 Germansen Daae,Magnu	0:48,057	118 Terkildsen,Magnus	0:18,957	115 Ried,Lenny	0:14,726	130 Skjellerup,Marcus	0:14,339
17 133 Ringdahl,Neo	0:48,097	130 Skjellerup,Marcus	0:18,974	174 Ducoffre,Paul	0:14,757	133 Ringdahl,Neo	0:14,354
18 127 Zug,Lilly	0:48,156	150 Germansen Daae,Magnu	0:18,978	150 Germansen Daae,Magnu	0:14,760	118 Terkildsen,Magnus	0:14,364
19 116 Kristiansen,Marius	0:48,225	116 Kristiansen,Marius	0:19,026	127 Zug,Lilly	0:14,786	159 Mars,Luca	0:14,386
20 112 Gröndahl,Torben	0:48,309	112 Gröndahl,Torben	0:19,036	116 Kristiansen,Marius	0:14,796	127 Zug,Lilly	0:14,389
21 111 Rehm,Maxim	0:48,321	133 Ringdahl,Neo	0:19,042	111 Rehm,Maxim	0:14,812	112 Gröndahl,Torben	0:14,447
22 120 Felbermayr,Horst Felix	0:48,411	120 Felbermayr,Horst Felix	0:19,074	120 Felbermayr,Horst Felix	0:14,876	111 Rehm,Maxim	0:14,572

DMSB RegNr 97-19

free practice DKM (OK-Junior) Group 2 Group 2

Die schnellsten Zeiten

Ort	Nr. Fahrername	Zeit	Streckenkil.	Ø Speed
Ziel	140 Wharton, James	0:47,449	1200 m	91,0 km/h
Sektion 1	188 Schmitz, Marc	0:18,719	531 m	102,1 km/h
Sektion 2	140 Wharton, James	0:14,439	390 m	97,2 km/h
Sektion 3	140 Wharton, James	0:14,219	279 m	70,6 km/h

	Stnr.140 Wharton, James AUS Ricky Flynn Motorsport	Stnr.122 Ho, Christian SGP Ricky Flynn Motorsport	Stnr.188 Schmitz, Marc DEU Maxim Racing Sport	Stnr.129 Scionti, Enzo Riccardo USA Ward Racing	Stnr.146 De Haan, Robert NLD ENERGY CORSE S.R.L.
best	0:47,449 0:18,735 0:14,439 0:14,219	0:47,533 0:18,772 0:14,481 0:14,233	0:47,584 0:18,719 0:14,465 0:14,273	0:47,609 0:18,775 0:14,517 0:14,275	0:47,632 0:18,776 0:14,506 0:14,326
Runde 1	0:49,199 0:19,744 0:14,988 0:14,467	0:50,060 0:19,935 0:15,514 0:14,611	0:49,776 0:19,895 0:15,281 0:14,600	0:50,250 0:20,362 0:15,172 0:14,716	0:49,614 0:19,763 0:15,214 0:14,637
Runde 2	0:47,931 0:18,988 0:14,633 0:14,310	0:48,705 0:19,210 0:15,118 0:14,377	0:50,627 0:19,300 0:16,052 0:15,275	0:48,753 0:19,248 0:14,936 0:14,569	0:48,376 0:19,065 0:14,862 0:14,449
Runde 3	0:47,701 0:18,882 0:14,533 0:14,286	0:47,924 0:19,027 0:14,597 0:14,300	0:49,305 0:19,757 0:15,040 0:14,508	0:48,392 0:19,030 0:14,908 0:14,454	0:48,054 0:18,934 0:14,652 0:14,468
Runde 4	0:47,548 0:18,775 0:14,473 0:14,300	0:47,806 0:18,895 0:14,641 0:14,270	0:47,880 0:18,961 0:14,619 0:14,300	0:48,068 0:18,985 0:14,772 0:14,311	0:47,877 0:18,853 0:14,630 0:14,394
Runde 5	0:48,311 0:18,790 0:14,572 0:14,949	0:47,741 0:18,841 0:14,587 0:14,313	0:47,715 0:18,907 0:14,522 0:14,286	0:48,893 0:18,933 0:14,675 0:15,285	0:47,784 0:18,833 0:14,602 0:14,349
Runde 6	0:47,664 0:18,772 0:14,569 0:14,323	0:47,671 0:18,906 0:14,532 0:14,233	0:47,584 0:18,836 0:14,465 0:14,283	0:47,913 0:18,775 0:14,750 0:14,388	0:47,632 0:18,798 0:14,506 0:14,328
Runde 7	0:47,463 0:18,782 0:14,457 0:14,224	0:47,606 0:18,799 0:14,542 0:14,265	0:47,618 0:18,719 0:14,626 0:14,273	0:47,834 0:18,923 0:14,608 0:14,303	0:47,641 0:18,776 0:14,539 0:14,326
Runde 8	0:47,499 0:18,794 0:14,486 0:14,219	0:47,613 0:18,820 0:14,534 0:14,259	0:48,889 0:18,803 0:14,933 0:15,153	0:47,684 0:18,818 0:14,591 0:14,275	0:47,760 0:18,805 0:14,594 0:14,361
Runde 9	0:47,449 0:18,735 0:14,494 0:14,220	0:47,533 0:18,778 0:14,522 0:14,233	0:47,684 0:18,845 0:14,557 0:14,282	0:47,609 0:18,814 0:14,517 0:14,278	0:47,722 0:18,823 0:14,557 0:14,342
Runde 10	0:47,484 0:18,773 0:14,439 0:14,272	0:47,553 0:18,772 0:14,481 0:14,300	0:47,736 0:18,831 0:14,570 0:14,335	0:47,826 0:18,806 0:14,706 0:14,314	0:47,715 0:18,796 0:14,543 0:14,376
Runde 11			0:47,698 0:18,860 0:14,543 0:14,295		
Runde 12			0:47,687 0:18,821 0:14,534 0:14,332		





DEUTSCHE KART-MEISTERSCHAFT

Round 1: 12 - 14 / 04 / 2019

SOUTH GARDA - LONATO (ITA)



DMSB RegNr 97-19

free practice DKM (DK-Junior) Group 2 Group 2

Die schnellsten Zeiten

Ort	Nr. Fahrername	Zeit	Streckenl.	Ø Speed
Ziel	140 Wharton, James	0:47,449	1200 m	91,0 km/h
Sektion 1	188 Schmitz, Marc	0:18,719	531 m	102,1 km/h
Sektion 2	140 Wharton, James	0:14,439	390 m	97,2 km/h
Sektion 3	140 Wharton, James	0:14,219	279 m	70,6 km/h

	Snr.106 Bergmeister, Jakob DEU Millennium Racing Team	Snr.175 Gregor, Daniel DEU Junior TEAM75	Snr.159 Mars, Luca USA Ward racing	Snr.130 Skjellerup, Marcus DNK RS Competition	Snr.118 Terkildsen, Magnus DNK HK Motorsport
best	theoretisch mögliche Bestzeit 0:47,857 Ziel Sektion 1 Sektion 2 Sektion 3 0:47,952 0:18,890 0:14,699 0:14,268	theoretisch mögliche Bestzeit 0:47,865 Ziel Sektion 1 Sektion 2 Sektion 3 0:47,992 0:18,870 0:14,664 0:14,331	theoretisch mögliche Bestzeit 0:47,955 Ziel Sektion 1 Sektion 2 Sektion 3 0:47,994 0:18,862 0:14,707 0:14,386	theoretisch mögliche Bestzeit 0:47,917 Ziel Sektion 1 Sektion 2 Sektion 3 0:48,013 0:18,974 0:14,604 0:14,339	theoretisch mögliche Bestzeit 0:47,980 Ziel Sektion 1 Sektion 2 Sektion 3 0:48,044 0:18,957 0:14,659 0:14,364
Runde 1	0:50,297 0:20,404 0:15,361 0:14,532	0:50,972 0:20,116 0:15,970 0:14,886	0:50,131 0:19,947 0:15,272 0:14,912	0:51,066 0:19,943 0:15,549 0:15,574	0:50,405 0:20,000 0:15,442 0:14,963
Runde 2	0:48,347 0:19,193 0:14,870 0:14,284	0:49,696 0:19,410 0:14,949 0:15,337	0:49,116 0:19,347 0:15,165 0:14,604	0:50,189 0:20,032 0:15,582 0:14,575	0:49,354 0:19,415 0:15,158 0:14,781
Runde 3	0:48,099 0:18,982 0:14,733 0:14,384	0:48,535 0:19,128 0:14,876 0:14,531	0:48,730 0:19,136 0:14,919 0:14,675	0:49,019 0:19,317 0:15,130 0:14,572	0:48,803 0:19,298 0:14,927 0:14,578
Runde 4	0:48,205 0:19,024 0:14,872 0:14,309	0:48,341 0:18,956 0:14,861 0:14,524	0:49,250 0:19,237 0:14,934 0:15,079	0:48,127 0:19,035 0:14,727 0:14,365	0:48,433 0:19,101 0:14,858 0:14,474
Runde 5	0:48,295 0:19,099 0:14,788 0:14,408	0:48,274 0:19,097 0:14,789 0:14,388	0:48,311 0:19,017 0:14,803 0:14,491	0:48,208 0:19,111 0:14,692 0:14,405	1:34,474 1:04,959 0:14,966 0:14,549
Runde 6	0:48,147 0:19,091 0:14,788 0:14,268	0:48,205 0:18,911 0:14,892 0:14,402	0:48,274 0:18,986 0:14,793 0:14,495	0:48,013 0:18,974 0:14,664 0:14,375	0:48,420 0:19,136 0:14,828 0:14,456
Runde 7	1:21,880 0:52,469 0:15,023 0:14,388	0:48,004 0:18,878 0:14,795 0:14,331	0:48,176 0:18,939 0:14,777 0:14,460	0:48,085 0:19,099 0:14,647 0:14,339	0:48,266 0:19,067 0:14,783 0:14,416
Runde 8	0:48,647 0:19,023 0:14,699 0:14,925	0:47,992 0:18,870 0:14,664 0:14,458	0:48,622 0:19,095 0:14,825 0:14,702	0:48,168 0:19,071 0:14,713 0:14,384	0:48,164 0:19,043 0:14,675 0:14,446
Runde 9	0:48,046 0:18,890 0:14,840 0:14,316	0:48,053 0:18,916 0:14,699 0:14,438	0:48,872 0:19,554 0:14,799 0:14,519	0:48,101 0:19,048 0:14,604 0:14,449	0:48,162 0:19,084 0:14,714 0:14,364
Runde 10	0:47,952 0:18,970 0:14,703 0:14,279	0:48,468 0:18,931 0:15,067 0:14,470	0:48,316 0:18,862 0:14,991 0:14,463	0:48,181 0:19,008 0:14,748 0:14,425	0:48,044 0:18,957 0:14,659 0:14,428
Runde 11		0:47,994 0:18,901 0:14,707 0:14,386	0:47,994 0:18,901 0:14,707 0:14,386	0:48,091 0:19,071 0:14,669 0:14,351	
Runde 12					







DEUTSCHE KART-MEISTERSCHAFT

Round 1: 12 - 14 / 04 / 2019

SOUTH GARDA - LONATO (ITA)

DMSB

DMSB RegNr 97-19

free practice DKM (DK-Junior) Group 2 Group 2

Die schnellsten Zeiten

Ort	Nr. Fahrername	Zeit	Streckenl.	Ø Speed
Ziel	140 Wharton, James	0:47,449	1200 m	91,0 km/h
Sektion 1	188 Schmitz, Marc	0:18,719	531 m	102,1 km/h
Sektion 2	140 Wharton, James	0:14,439	390 m	97,2 km/h
Sektion 3	140 Wharton, James	0:14,219	279 m	70,6 km/h

	Smr. 150 Germansen Dae, Magnus DNK Haase Racing Team theoretisch mögliche Bestzeit 0:47,999	Smr. 133 Ringdahl, Neo SWE Bamberger Karttracing theoretisch mögliche Bestzeit 0:48,043	Smr. 127 Zug, Lilly DEU RL-Competition theoretisch mögliche Bestzeit 0:48,110	Smr. 116 Kristiansen, Marius DNK HK Motorsport theoretisch mögliche Bestzeit 0:48,091	Smr. 112 Gründahl, Torben DEU Team Henkemeyer theoretisch mögliche Bestzeit 0:48,197
best	0:48,057 0:18,978 0:14,760 0:14,261	0:48,097 0:19,042 0:14,647 0:14,354	0:48,156 0:18,935 0:14,786 0:14,389	0:48,225 0:19,026 0:14,796 0:14,269	0:48,309 0:19,036 0:14,714 0:14,447
Runde 1	0:55,312 0:22,691 0:17,033 0:15,588	0:54,664 0:22,722 0:16,653 0:15,289	0:50,934 0:20,426 0:15,386 0:15,122	0:50,804 0:20,223 0:15,757 0:14,824	0:50,395 0:19,870 0:15,544 0:14,981
Runde 2	0:53,933 0:21,990 0:16,769 0:15,174	0:54,851 0:23,495 0:16,234 0:15,122	0:48,791 0:19,229 0:15,036 0:14,526	0:49,811 0:19,600 0:15,442 0:14,769	0:49,221 0:19,443 0:15,088 0:14,690
Runde 3	0:49,184 0:19,426 0:15,125 0:14,633	0:56,520 0:23,724 0:17,547 0:15,249	0:48,499 0:19,093 0:14,862 0:14,544	0:49,387 0:19,580 0:15,340 0:14,467	0:49,069 0:19,147 0:15,088 0:14,834
Runde 4	0:48,755 0:19,299 0:14,941 0:14,515	0:48,640 0:19,233 0:15,033 0:14,374	0:49,125 0:19,344 0:15,291 0:14,490	0:49,083 0:19,394 0:15,166 0:14,523	0:48,480 0:19,138 0:14,806 0:14,536
Runde 5	0:48,557 0:19,111 0:14,987 0:14,459	0:48,619 0:19,092 0:14,742 0:14,785	0:48,271 0:19,043 0:14,833 0:14,395	0:48,960 0:19,404 0:15,178 0:14,378	0:48,521 0:19,114 0:14,916 0:14,491
Runde 6	0:48,564 0:19,129 0:15,001 0:14,434	0:48,441 0:19,095 0:14,929 0:14,417	0:48,156 0:18,981 0:14,786 0:14,389	0:49,600 0:19,868 0:15,312 0:14,420	0:48,553 0:19,136 0:14,841 0:14,576
Runde 7	0:48,347 0:19,058 0:14,912 0:14,377	0:48,183 0:19,094 0:14,735 0:14,354	0:48,329 0:19,014 0:14,853 0:14,462	0:48,656 0:19,278 0:14,992 0:14,386	0:48,380 0:19,086 0:14,825 0:14,519
Runde 8	0:48,057 0:19,036 0:14,760 0:14,261	0:48,097 0:19,042 0:14,647 0:14,408	0:48,240 0:18,935 0:14,850 0:14,455	0:48,404 0:19,187 0:14,948 0:14,269	0:48,368 0:19,053 0:14,868 0:14,447
Runde 9	0:48,165 0:18,984 0:14,873 0:14,308	0:48,186 0:19,106 0:14,710 0:14,370	0:48,205 0:18,970 0:14,837 0:14,398	0:48,225 0:19,026 0:14,893 0:14,306	0:48,412 0:19,095 0:14,848 0:14,469
Runde 10	0:48,198 0:19,054 0:14,800 0:14,344	0:48,414 0:19,220 0:14,705 0:14,489	0:48,369 0:18,986 0:14,855 0:14,528	0:48,399 0:19,134 0:14,928 0:14,337	0:48,309 0:19,069 0:14,714 0:14,526
Runde 11	0:48,300 0:18,978 0:14,974 0:14,348	0:48,204 0:19,067 0:14,663 0:14,474		0:48,262 0:19,052 0:14,836 0:14,374	0:48,550 0:19,131 0:14,879 0:14,540
Runde 12	0:48,182 0:19,031 0:14,867 0:14,284			0:48,248 0:19,138 0:14,796 0:14,314	







DEUTSCHE KART-MEISTERSCHAFT

Round 1: 12 - 14 / 04 / 2019

SOUTH GARDA - LONATO (ITA)

DMSB

DMSB RegNr 97-19

free practice DKM (OK-Junior) Group 2 Group 2

Die schnellsten Zeiten

Ort	Nr. Fahrername	Zeit	Streckenl.	Ø Speed
Ziel	140 Wharton, James	0:47,449	1200 m	91,0 km/h
Sektion 1	188 Schmitz, Marc	0:18,719	531 m	102,1 km/h
Sektion 2	140 Wharton, James	0:14,439	390 m	97,2 km/h
Sektion 3	140 Wharton, James	0:14,219	279 m	70,6 km/h

	Stm.111 Rehm,Maxim DEU	Stm.120 Felbermayr,Horst Felix AUT						
	Rehm Racing	Solgat Motorsport						
	theoretisch mögliche Bestzeit 0:48,308	theoretisch mögliche Bestzeit 0:48,212						
best	Ziel Sektion 1 Sektion 2 Sektion 3	Ziel Sektion 1 Sektion 2 Sektion 3	Ziel	Sektion 1	Sektion 2	Sektion 3	Ziel	Sektion 1 Sektion 2 Sektion 3
Runde 1	0:48,321 0:18,924 0:14,812 0:14,572	0:48,411 0:19,074 0:14,876 0:14,262	0:51,690	0:20,680	0:16,072	0:14,938		
Runde 2	0:50,331 0:19,478 0:15,453 0:15,400	0:50,160 0:19,806 0:15,753 0:14,601	0:49,044	0:19,321	0:15,161	0:14,562		
Runde 3	0:48,782 0:19,137 0:14,945 0:14,700	0:49,992 0:19,471 0:15,338 0:15,183	0:48,887	0:19,235	0:15,189	0:14,463		
Runde 4	0:48,385 0:18,924 0:14,857 0:14,604	0:48,928 0:19,074 0:15,214 0:14,640	0:48,579	0:19,243	0:14,977	0:14,359		
Runde 5	0:48,926 0:19,466 0:14,881 0:14,579	0:48,411 0:19,113 0:15,036 0:14,262	0:48,729	0:19,415	0:14,896	0:14,418		
Runde 6	0:48,359 0:18,946 0:14,817 0:14,596	0:48,462 0:19,163 0:14,876 0:14,423						
Runde 7	0:48,321 0:18,937 0:14,812 0:14,572							
Runde 8								
Runde 9								
Runde 10								
Runde 11								

free practice DJKM (OK-Junior) Group 1 Group 1

Strecke / track: 1200m

started: 23 classified: 23 not classified: 0

Pos	Stf. Nr.	Fahrer Driver	Nation	Bewerber/Sponsor	Nation	Lizenz R-Lizenz	Chassis/Motor/Reifen	Runden Laps	Differenz	Abstand Gap	beste Runde best Lap	in N. in L.	Beschw. e Speed
1	132	LEISTRA, Luca	BEL	RS Schumacher Racing Team	DEU	909365 KBF1067587	IPK Praga / IAME / Vega	11			0:47,661	9	90,6 km/h
2	114	MAGNUSSEN, Mickey	DNK	RS Competition	DNK	57430 36053	Tony Kart / Vortex / Vega	12	0:00,088	0:00,088	0:47,749	11	90,5 km/h
3	119	TANGGAARD, Emil	DNK	HK Motorsport	DNK	66542 81330	Kart Republic / TM / Vega	7	0:00,151	0:00,063	0:47,812	4	90,4 km/h
4	108	RAUER, Fabio	DEU	RS Schumacher Racing Team	DEU	IKC11164921 KBF 1067587	Praga / IAME / Vega	11	0:00,209	0:00,058	0:47,870	11	90,2 km/h
5	144	KARLSSON, William	SWE	Nika International	SWE	20051018587 222	Exprit / Vortex / Vega	12	0:00,212	0:00,003	0:47,873	9	90,2 km/h
6	160	VAN RUITEN, Dani	NLD	CRG Holland	NLD	40846 15521	CRG / TM / Vega	12	0:00,241	0:00,029	0:47,902	11	90,2 km/h
7	154	SZTUKA, Kacper	POL	Ward Racing	SWE	04002 102	Tony Kart / Vortex / Vega	10	0:00,283	0:00,042	0:47,944	10	90,1 km/h
8	107	NAUDÉ, Toni Kayla	CHE	Innovate Competition	CHE	500287 500033	Exprit / IAME / Vega	12	0:00,298	0:00,015	0:47,959	9	90,1 km/h
9	117	OLSEN, Elias	DNK	HK Motorsport	DNK	67563 81330	Kart Republic / IAME / Vega	7	0:00,322	0:00,024	0:47,983	5	90,0 km/h
10	125	JULIUS-BERNHART, Jan	DEU	SRP Racing Team	DEU	IKC1136143 KBF1156791	Maranello / TM / Vega	11	0:00,359	0:00,037	0:48,020	10	90,0 km/h
11	121	LÜSCHER, Ekaterina	CHE	Innovate Competition	CHE	500305 500033	Exprit / IAME / Vega	11	0:00,435	0:00,076	0:48,096	8	89,8 km/h
12	158	ARSENEAU, Justin	CAN	Ward racing	SWE	t.b.a. 102	Tony Kart / Vortex / Vega	11	0:00,450	0:00,015	0:48,111	6	89,8 km/h
13	138	QUONDAMCARLO, Manu	ITA	DR SRL	ITA	370486 296449	DR / Modena / Vega	9	0:00,509	0:00,059	0:48,170	8	89,7 km/h
14	151	SAVANI, Giacomo	ITA	SAVANI COMPETITION SRL	ITA	374191 339383	TOPKART / Vortex / Vega	12	0:00,521	0:00,012	0:48,182	10	89,7 km/h
15	113	ANDRONACO, Vincent	DEU	Team Hemkemeyer	DEU	IKC11160869 KBF1079090	Intrepid / IAME / Vega	9	0:00,541	0:00,020	0:48,202	6	89,6 km/h
16	135	TESTA, Rodrigo de Sousa	PRT	DR SRL	ITA	19/0317 296449	DR / Modena / Vega	9	0:00,557	0:00,016	0:48,218	6	89,6 km/h
17	153	HARALAMPIEV, Maksim	DEU	Maxim Racing Sport	DEU	IKC11169591 KBF1167038	Exprit / t.b.a. / Vega	12	0:00,635	0:00,078	0:48,296	5	89,4 km/h
18	136	PEDERSEN, Oscar	SWE	Bamberger Karttracing	DEU	200603168951 KBF1197896	Luxor / LKE / Vega	6	0:00,651	0:00,016	0:48,312	5	89,4 km/h
19	137	BERGMAN, Calle	SWE	Ward Racing	SWE	20050902307 102	Tony Kart / Vortex / Vega	12	0:00,843	0:00,192	0:48,504	12	89,1 km/h
20	141	RIEBERER, Paul	AUT	Hold Maranello Racing Team	AUT	JK2062 BK 003	Maranello / TM / Vega	11	0:00,920	0:00,077	0:48,581	10	88,9 km/h
21	152	SCHEEF, Emil	DNK	Speedsupply	DNK	66544 61513	Haase / IAME / Vega	9	0:01,403	0:00,483	0:49,064	7	88,0 km/h
22	181	OUZIEL, Andrey	ARE	ENERGY CORSE S.R.L.	ITA	036 295423	Energy / TM / Vega	1	0:03,634	0:02,231	0:51,295	1	84,2 km/h
23	142	MUSTAFA, Dalvin	DEU	Gazmend Mustafa	DEU	IKC11173436 BEK1199671	Tony Kart / IAME / Vega	3	0:15,975	0:12,341	1:03,636	3	67,9 km/h

Rennleitung: Pasquale Lupilo Racedirektor: Horst Seidel

Sportkommissare: Nikolas Spaderna / Ulrich Bell / Paola Acerbi

Techn. Kommissare: Hans-Jürgen Dangers / M. Grasshoff / C. Schmidt

Zeitnahme: KART-DATA timing service Franz Schieszler






DEUTSCHE KART-MEISTERSCHAFT

Round 1: 12 - 14 / 04 / 2019

SOUTH GARDA - LONATO (ITA)

DMSB




DMSB RegNr 97-19

free practice DJKM (OK-Junior) Group 1 Group 1

Fahrername Driver	Leistra Luca	Magnussen Mickey	Tanggard Emil	Rauer Fabio	Karlsson William	Van Ruiten Dani	Szuka Kacper	Naudé Toni Kayla	Olsen Elias	Julius-Bernhart Jannik	Lüscher Ekaterina	Arseneau Justin
schnellste Runde in Runde	0:47,661 Rn. 9	0:47,749 Rn. 11	0:47,812 Rn. 4	0:47,870 Rn. 11	0:47,873 Rn. 9	0:47,902 Rn. 11	0:47,944 Rn. 10	0:47,959 Rn. 9	0:47,983 Rn. 5	0:48,020 Rn. 10	0:48,096 Rn. 8	0:48,111 Rn. 6
Speed	90,6 km/h	90,5 km/h	90,4 km/h	90,2 km/h	90,2 km/h	90,2 km/h	90,1 km/h	90,1 km/h	90,0 km/h	90,0 km/h	89,8 km/h	89,8 km/h
Lap 1	0:49,835	0:50,799	0:50,542	0:50,640	0:50,161	0:51,365	0:51,474	0:50,727	0:51,255	0:51,983	0:52,948	0:51,677
Lap 2	0:48,539	0:49,261	0:48,340	0:48,916	0:49,129	0:49,429	0:49,127	0:49,135	0:48,878	1:25,438	0:50,230	0:49,820
Lap 3	0:48,225	0:48,732	0:48,126	0:48,457	0:48,947	0:49,455	0:48,258	0:48,393	0:48,231	0:50,023	0:49,465	0:48,804
Lap 4	0:47,918	0:48,173	0:47,812	0:48,249	0:48,192	0:48,685	0:48,211	0:48,495	0:48,012	0:48,842	0:51,318	0:49,497
Lap 5	0:47,776	0:48,150	0:48,010	0:47,907	0:48,258	0:48,201	0:52,688	0:48,153	0:47,983	0:49,611	0:48,665	0:48,550
Lap 6	0:47,940	0:47,995	0:48,281	0:48,319	0:48,089	0:48,321	0:48,207	0:48,236	0:48,181	0:48,468	0:48,380	0:48,111
Lap 7	0:47,942	0:47,990	0:48,333	0:47,913	0:48,067	0:48,004	0:48,259	0:48,317	0:48,057	0:48,401	0:48,278	0:48,427
Lap 8	0:47,874	0:48,579		0:47,986	0:48,302	0:48,003	0:48,436	0:48,117		0:48,297	0:48,096	0:48,998
Lap 9	0:47,661	0:48,000		0:47,931	0:47,873	0:49,017	0:47,959	0:47,959		0:48,148	0:48,241	0:48,157
Lap 10	0:47,669	0:47,804		0:47,945	0:47,993	0:47,930	0:47,944	0:48,092		0:48,020	0:48,298	0:48,371
Lap 11	0:47,773	0:47,749		0:47,870	0:48,033	0:47,902		0:48,244		0:48,404	0:48,637	0:48,292
Lap 12		0:48,081			0:47,951	0:47,985		0:48,197				



DKM



DEUTSCHE KART-MEISTERSCHAFT



Round 1: 12 - 14 / 04 / 2019

SOUTH GARDA - LONATO (ITA)



DMSB RegNr 97-19

free practice DJKM (OK-Junior) Group 1 Group 1

Fahrername Driver	Quodomcarlo Manuel	Sovani Giacomo	Andronaco Vincent	Rodrigo de Sousa	Haralampiev Maksim	Pedersen Oscar	Bergman Calle	Rieberer Paul	Scheef Emil	Ouziel Andrey	Mustafa Dalvin
schnellste Runde in Runde	0:48,170 Rn. 8	0:48,182 Rn. 10	0:48,202 Rn. 6	0:48,218 Rn. 6	0:48,296 Rn. 5	0:48,312 Rn. 5	0:48,504 Rn. 12	0:48,581 Rn. 10	0:49,064 Rn. 7	0:51,295 Rn. 1	1:03,636 Rn. 3
Speed	89,7 km/h	89,7 km/h	89,6 km/h	89,6 km/h	89,4 km/h	89,4 km/h	89,1 km/h	88,9 km/h	88,0 km/h	84,2 km/h	67,9 km/h
Lap 1	0:51,647	0:52,817	0:53,945	0:51,217	0:52,261	0:52,587	0:50,756	0:53,672	0:50,709	0:51,295	2:42,759
Lap 2	0:49,800	0:49,597	0:49,538	0:49,292	0:49,755	0:49,143	0:49,365	0:50,976	0:49,868		2:34,775
Lap 3	0:48,607	0:49,290	0:48,829	0:48,657	0:48,783	0:48,729	0:48,766	0:49,583	0:49,346		1:03,636
Lap 4	0:48,628	0:48,493	0:49,343	0:48,472	0:48,419	0:48,457	0:49,015	0:49,383	0:49,682		
Lap 5	0:48,515	0:48,466	0:48,342	0:48,975	0:48,296	0:48,312	0:48,643	0:49,202	0:49,412		
Lap 6	0:48,669	0:48,282	0:48,202	0:48,218	0:48,637	0:48,563	0:48,836	0:49,586	0:49,611		
Lap 7	0:48,281	0:48,397	0:48,721	0:48,333	0:48,399		0:49,039	0:48,899	0:49,064		
Lap 8	0:48,170	0:48,511	0:49,242	0:48,244	0:48,401		0:48,684	0:48,774	0:49,902		
Lap 9	0:48,235	0:49,362	0:57,265	0:48,466	0:49,709		0:52,072	0:48,719	0:49,311		
Lap 10		0:48,182			0:48,471		0:49,102	0:48,581			
Lap 11		0:48,238			0:48,588		0:48,583	0:49,349			
Lap 12		0:48,342			0:48,369		0:48,504				





DEUTSCHE KART-MEISTERSCHAFT

Round 1: 12 - 14 / 04 / 2019

SOUTH GARDA - LONATO (ITA)




DMSB

DMSB RegNr 97-19

free practice DKM (OK-Junior) Group 1 Group 1

Ziel		Sektion 1		Sektion 2		Sektion 3	
Fahrername	Zeit	Fahrername	Zeit	Fahrername	Zeit	Fahrername	Zeit
1 132 Leistra, Luca	0:47,661	108 Rauer, Fabio	0:18,822	132 Leistra, Luca	0:14,538	132 Leistra, Luca	0:14,243
2 114 Magnussen, Mickey	0:47,749	132 Leistra, Luca	0:18,850	114 Magnussen, Mickey	0:14,562	119 Tanggaard, Emil	0:14,246
3 119 Tanggaard, Emil	0:47,812	114 Magnussen, Mickey	0:18,855	108 Rauer, Fabio	0:14,567	144 Karisson, William	0:14,248
4 108 Rauer, Fabio	0:47,870	160 Van Ruiten, Dani	0:18,863	154 Sztuka, Kacper	0:14,575	121 Lüscher, Ekaterina	0:14,253
5 144 Karisson, William	0:47,873	125 Julius-Bernhart, Jannik	0:18,910	119 Tanggaard, Emil	0:14,602	117 Olsen, Elias	0:14,264
6 160 Van Ruiten, Dani	0:47,902	154 Sztuka, Kacper	0:18,912	160 Van Ruiten, Dani	0:14,602	108 Rauer, Fabio	0:14,310
7 154 Sztuka, Kacper	0:47,944	107 Naudé, Toni Kayla	0:18,915	144 Karisson, William	0:14,611	107 Naudé, Toni Kayla	0:14,326
8 107 Naudé, Toni Kayla	0:47,959	117 Olsen, Elias	0:18,945	158 Arseneau, Justin	0:14,628	114 Magnussen, Mickey	0:14,331
9 117 Olsen, Elias	0:47,983	151 Savani, Giacomo	0:18,948	107 Naudé, Toni Kayla	0:14,647	154 Sztuka, Kacper	0:14,332
10 125 Julius-Bernhart, Jannik	0:48,020	135 Testa, Rodrigo de Sousa	0:18,949	151 Savani, Giacomo	0:14,652	158 Arseneau, Justin	0:14,332
11 121 Lüscher, Ekaterina	0:48,096	137 Bergman, Calle	0:18,962	125 Julius-Bernhart, Jannik	0:14,694	135 Testa, Rodrigo de Sousa	0:14,345
12 158 Arseneau, Justin	0:48,111	119 Tanggaard, Emil	0:18,964	138 Quondamcarlo, Manuel	0:14,694	160 Van Ruiten, Dani	0:14,364
13 138 Quondamcarlo, Manuel	0:48,170	144 Karisson, William	0:18,978	117 Olsen, Elias	0:14,705	138 Quondamcarlo, Manuel	0:14,391
14 151 Savani, Giacomo	0:48,182	153 Haralampiev, Maksim	0:18,983	113 Andronaco, Vincent	0:14,719	151 Savani, Giacomo	0:14,411
15 113 Andronaco, Vincent	0:48,202	138 Quondamcarlo, Manuel	0:19,004	136 Pedersen, Oscar	0:14,723	125 Julius-Bernhart, Jannik	0:14,416
16 135 Testa, Rodrigo de Sousa	0:48,218	113 Andronaco, Vincent	0:19,008	121 Lüscher, Ekaterina	0:14,726	113 Andronaco, Vincent	0:14,422
17 153 Haralampiev, Maksim	0:48,296	121 Lüscher, Ekaterina	0:19,020	153 Haralampiev, Maksim	0:14,740	136 Pedersen, Oscar	0:14,438
18 136 Pedersen, Oscar	0:48,312	158 Arseneau, Justin	0:19,039	135 Testa, Rodrigo de Sousa	0:14,760	153 Haralampiev, Maksim	0:14,459
19 137 Bergman, Calle	0:48,504	136 Pedersen, Oscar	0:19,145	137 Bergman, Calle	0:14,800	137 Bergman, Calle	0:14,502
20 141 Rieberer, Paul	0:48,581	141 Rieberer, Paul	0:19,164	141 Rieberer, Paul	0:14,832	141 Rieberer, Paul	0:14,542
21 152 Scheef, Emil	0:49,064	152 Scheef, Emil	0:19,263	152 Scheef, Emil	0:14,967	152 Scheef, Emil	0:14,629
22 181 Ouziel, Andrey	0:51,295	181 Ouziel, Andrey	0:20,417	181 Ouziel, Andrey	0:15,762	181 Ouziel, Andrey	0:15,116
23 142 Mustafa, Dalvin	1:03,636	142 Mustafa, Dalvin	0:25,701	142 Mustafa, Dalvin	0:18,039	142 Mustafa, Dalvin	0:19,711





DEUTSCHE KART-MEISTERSCHAFT

Round 1: 12 - 14 / 04 / 2019

SOUTH GARDA - LONATO (ITA)




DMSB RegNr 97-19

free practice DKM (OK-Junior) Group 1 Group 1

Die schnellsten Zeiten

Ort	Nr. Fahrername	Zeit	Streckenl.	Ø Speed
Ziel	132 Leistra, Luca	0:47,661	1200 m	90,6 km/h
Sektion 1	108 Rauer, Fabio	0:18,822	531 m	101,6 km/h
Sektion 2	132 Leistra, Luca	0:14,538	390 m	96,6 km/h
Sektion 3	132 Leistra, Luca	0:14,243	279 m	70,5 km/h

	Smr.132 Leistra, Luca BEL	Smr.114 Magnussen, Mickey DNK	Smr.119 Tanggaard, Emil DNK	Smr.108 Rauer, Fabio DEU	Smr.144 Karlsson, William SWE
	RS Schumacher Racing Team	RS Competition	HK Motorsport	RS Schumacher Racing Team	Nika International
	theoretisch mögliche Bestzeit 0:47,631	theoretisch mögliche Bestzeit 0:47,748	theoretisch mögliche Bestzeit 0:47,812	theoretisch mögliche Bestzeit 0:47,699	theoretisch mögliche Bestzeit 0:47,837
best	Ziel Sektion 1 Sektion 2 Sektion 3 0:47,661 0:18,850 0:14,538 0:14,243	Ziel Sektion 1 Sektion 2 Sektion 3 0:47,749 0:18,855 0:14,562 0:14,331	Ziel Sektion 1 Sektion 2 Sektion 3 0:47,812 0:18,964 0:14,602 0:14,246	Ziel Sektion 1 Sektion 2 Sektion 3 0:47,870 0:18,822 0:14,567 0:14,310	Ziel Sektion 1 Sektion 2 Sektion 3 0:47,873 0:18,978 0:14,611 0:14,248
Runde 1	0:49,835 0:20,016 0:15,282 0:14,537	0:50,799 0:20,361 0:15,559 0:14,879	0:50,542 0:20,793 0:15,188 0:14,561	0:50,640 0:20,293 0:15,604 0:14,743	0:50,161 0:19,950 0:15,360 0:14,851
Runde 2	0:48,539 0:19,139 0:14,905 0:14,495	0:49,261 0:19,676 0:15,032 0:14,553	0:48,340 0:19,156 0:14,786 0:14,998	0:48,916 0:19,326 0:15,115 0:14,475	0:49,129 0:19,521 0:15,033 0:14,575
Runde 3	0:48,225 0:19,143 0:14,786 0:14,296	0:48,732 0:19,254 0:14,876 0:14,602	0:48,126 0:19,066 0:14,707 0:14,353	0:48,457 0:19,214 0:14,755 0:14,488	0:48,947 0:19,276 0:15,182 0:14,489
Runde 4	0:47,918 0:18,946 0:14,672 0:14,300	0:48,173 0:19,069 0:14,684 0:14,420	0:47,812 0:18,964 0:14,602 0:14,246	0:48,249 0:19,178 0:14,649 0:14,422	0:48,192 0:19,142 0:14,729 0:14,321
Runde 5	0:47,776 0:18,863 0:14,581 0:14,332	0:48,150 0:19,050 0:14,717 0:14,383	0:48,010 0:18,976 0:14,602 0:14,432	0:47,907 0:18,822 0:14,753 0:14,332	0:48,258 0:19,131 0:14,741 0:14,386
Runde 6	0:47,940 0:19,095 0:14,599 0:14,246	0:47,995 0:19,005 0:14,626 0:14,364	0:48,281 0:18,974 0:14,714 0:14,593	0:48,319 0:19,075 0:14,851 0:14,393	0:48,089 0:19,048 0:14,699 0:14,342
Runde 7	0:47,942 0:19,044 0:14,604 0:14,294	0:47,990 0:18,976 0:14,610 0:14,404	0:48,333 0:19,060 0:14,769 0:14,504	0:47,913 0:18,949 0:14,652 0:14,312	0:48,067 0:19,063 0:14,725 0:14,279
Runde 8	0:47,874 0:18,874 0:14,724 0:14,276	0:48,579 0:19,532 0:14,689 0:14,358		0:47,986 0:19,015 0:14,567 0:14,404	0:48,302 0:19,154 0:14,851 0:14,297
Runde 9	0:47,661 0:18,869 0:14,538 0:14,254	0:48,000 0:18,928 0:14,629 0:14,443		0:47,931 0:18,948 0:14,655 0:14,328	0:47,873 0:19,014 0:14,611 0:14,248
Runde 10	0:47,669 0:18,850 0:14,576 0:14,243	0:47,804 0:18,855 0:14,568 0:14,381		0:47,945 0:18,962 0:14,620 0:14,363	0:47,993 0:19,009 0:14,691 0:14,293
Runde 11	0:47,773 0:18,892 0:14,574 0:14,307	0:47,749 0:18,856 0:14,562 0:14,331		0:47,870 0:18,869 0:14,691 0:14,310	0:48,033 0:19,000 0:14,668 0:14,365
Runde 12		0:48,081 0:18,992 0:14,675 0:14,414			0:47,951 0:18,978 0:14,651 0:14,322






DEUTSCHE KART-MEISTERSCHAFT

Round 1: 12 - 14 / 04 / 2019

SOUTH GARDA - LONATO (ITA)

DMSB RegNr 97-19

free practice DKM (OK-Junior) Group 1 Group 1

Die schnellsten Zeiten

Ort	Nr. Fahrername	Zeit	Streckentl.	Ø Speed
Ziel	132 Leistra, Luca	0:47,661	1200 m	90,6 km/h
Sektion 1	108 Rauer, Fabio	0:18,822	531 m	101,6 km/h
Sektion 2	132 Leistra, Luca	0:14,538	390 m	96,6 km/h
Sektion 3	132 Leistra, Luca	0:14,243	279 m	70,5 km/h

	Stmr. 160 Van Ruiten, Dani NLD CRG Holland	Stmr. 154 Sztuka, Karper POL Ward Racing	Stmr. 107 Naudé, Toni Kayla CHE Innovate Competition	Stmr. 117 Olsen, Elias DNK HK Motorsport	Stmr. 125 Julius-Bernhart, Jannik DEU SRP Racing Team
best	theoretisch mögliche Bestzeit 0:47,829 Ziel Sektion 1 Sektion 2 Sektion 3 0:47,902 0:18,863 0:14,602 0:14,364	theoretisch mögliche Bestzeit 0:47,819 Ziel Sektion 1 Sektion 2 Sektion 3 0:47,944 0:18,912 0:14,575 0:14,332	theoretisch mögliche Bestzeit 0:47,888 Ziel Sektion 1 Sektion 2 Sektion 3 0:47,959 0:18,915 0:14,647 0:14,326	theoretisch mögliche Bestzeit 0:47,914 Ziel Sektion 1 Sektion 2 Sektion 3 0:47,983 0:18,945 0:14,705 0:14,264	theoretisch mögliche Bestzeit 0:48,020 Ziel Sektion 1 Sektion 2 Sektion 3 0:48,020 0:18,910 0:14,694 0:14,416
Runde 1	0:51,365 0:20,240 0:15,673 0:15,452	0:51,474 0:20,758 0:15,782 0:14,934	0:50,727 0:20,041 0:15,572 0:15,114	0:51,255 0:21,001 0:15,475 0:14,779	0:51,983 0:20,629 0:15,832 0:15,522
Runde 2	0:49,429 0:19,601 0:15,141 0:14,687	0:49,127 0:19,456 0:15,014 0:14,657	0:49,135 0:19,482 0:15,113 0:14,540	0:48,878 0:19,440 0:14,948 0:14,490	1:25,438 0:54,069 0:16,274 0:15,095
Runde 3	0:49,455 0:19,260 0:14,921 0:15,274	0:48,258 0:19,130 0:14,796 0:14,332	0:48,393 0:19,160 0:14,858 0:14,375	0:48,231 0:19,086 0:14,822 0:14,323	0:50,023 0:20,041 0:15,195 0:14,787
Runde 4	0:48,685 0:19,265 0:14,998 0:14,422	0:48,211 0:19,073 0:14,668 0:14,470	0:48,495 0:19,351 0:14,795 0:14,349	0:48,012 0:18,963 0:14,705 0:14,344	0:48,842 0:19,216 0:14,926 0:14,700
Runde 5	0:48,201 0:18,948 0:14,726 0:14,527	0:48,207 0:19,510 0:17,865 0:15,313	0:48,153 0:18,963 0:14,775 0:14,415	0:47,983 0:18,945 0:14,748 0:14,290	0:49,611 0:20,248 0:14,857 0:14,506
Runde 6	0:48,321 0:18,959 0:14,741 0:14,621	0:48,207 0:19,067 0:14,781 0:14,359	0:48,236 0:19,097 0:14,741 0:14,398	0:48,181 0:19,079 0:14,745 0:14,357	0:48,468 0:19,151 0:14,772 0:14,545
Runde 7	0:48,004 0:18,974 0:14,643 0:14,387	0:48,259 0:18,948 0:14,756 0:14,555	0:48,317 0:19,156 0:14,750 0:14,411	0:48,057 0:18,946 0:14,847 0:14,264	0:48,401 0:19,131 0:14,732 0:14,538
Runde 8	0:48,003 0:18,997 0:14,602 0:14,404	0:48,436 0:19,237 0:14,853 0:14,346	0:48,117 0:19,021 0:14,692 0:14,404		0:48,297 0:19,001 0:14,855 0:14,441
Runde 9	0:49,017 0:18,975 0:15,610 0:14,432	0:47,959 0:18,912 0:14,660 0:14,387	0:47,959 0:18,986 0:14,647 0:14,326		0:48,148 0:18,959 0:14,709 0:14,480
Runde 10	0:47,930 0:18,914 0:14,652 0:14,364	0:47,944 0:18,965 0:14,575 0:14,404	0:48,092 0:18,953 0:14,728 0:14,411		0:48,020 0:18,910 0:14,694 0:14,416
Runde 11	0:47,902 0:18,863 0:14,651 0:14,388		0:48,244 0:18,915 0:14,719 0:14,610		0:48,404 0:19,042 0:14,876 0:14,486
Runde 12	0:47,985 0:18,954 0:14,652 0:14,379		0:48,197 0:18,974 0:14,766 0:14,457		





DEUTSCHE KART-MEISTERSCHAFT

Round 1: 12 - 14 / 04 / 2019

SOUTH GARDA - LONATO (ITA)





DMSB RegNr 97-19

free practice DKM (OK-Junior) Group 1 Group 1

Die schnellsten Zeiten

Ort	Nr. Fahrername	Streckenkil.	Zeit	Ø Speed
Ziel	132 Leistra, Luca	1200 m	0:47,661	90,6 km/h
Sektion 1	108 Rauer, Fabio	531 m	0:18,822	101,6 km/h
Sektion 2	132 Leistra, Luca	390 m	0:14,538	96,6 km/h
Sektion 3	132 Leistra, Luca	279 m	0:14,243	70,5 km/h

	Snr. 121 Lüscher, Ekaterina CHE	Snr. 158 Arseneau, Justin CAN	Snr. 138 Quondamcarlo, Manuel ITA	Snr. 151 Savani, Giacomo ITA	Snr. 113 Andronaco, Vincent DEU
	Innovate Competition theoretisch mögliche Bestzeit 0:47,999	Ward racing theoretisch mögliche Bestzeit 0:47,999	DR SRL theoretisch mögliche Bestzeit 0:48,089	SAVANI COMPETITION SRL theoretisch mögliche Bestzeit 0:48,011	Team Henkemeyer theoretisch mögliche Bestzeit 0:48,149
best	Ziel Sektion 1 Sektion 2 Sektion 3 0:48,096 0:19,020 0:14,726 0:14,253	Ziel Sektion 1 Sektion 2 Sektion 3 0:48,111 0:19,039 0:14,628 0:14,332	Ziel Sektion 1 Sektion 2 Sektion 3 0:48,170 0:19,004 0:14,694 0:14,391	Ziel Sektion 1 Sektion 2 Sektion 3 0:48,182 0:18,948 0:14,652 0:14,411	Ziel Sektion 1 Sektion 2 Sektion 3 0:48,202 0:19,008 0:14,719 0:14,422
Runde 1	0:52,948 0:21,198 0:16,449 0:15,301	0:51,677 0:20,499 0:15,573 0:15,605	0:51,647 0:20,986 0:15,722 0:14,939	0:52,817 0:20,911 0:16,105 0:15,801	0:53,945 0:21,641 0:16,974 0:15,330
Runde 2	0:50,230 0:20,083 0:15,401 0:14,746	0:49,820 0:19,773 0:15,312 0:14,735	0:49,800 0:19,928 0:15,157 0:14,715	0:49,597 0:19,486 0:15,256 0:14,855	0:49,538 0:19,642 0:15,230 0:14,666
Runde 3	0:49,465 0:19,408 0:15,306 0:14,751	0:48,804 0:19,394 0:14,913 0:14,497	0:48,607 0:19,145 0:14,956 0:14,506	0:49,290 0:19,364 0:15,319 0:14,607	0:48,829 0:19,243 0:15,024 0:14,562
Runde 4	0:51,318 0:21,285 0:15,018 0:15,015	0:49,497 0:20,047 0:14,901 0:14,549	0:48,628 0:19,497 0:14,740 0:14,391	0:48,493 0:19,237 0:14,811 0:14,445	0:49,343 0:19,360 0:14,895 0:15,088
Runde 5	0:48,665 0:19,366 0:14,911 0:14,388	0:48,550 0:19,329 0:14,827 0:14,394	0:48,515 0:19,115 0:14,881 0:14,519	0:48,466 0:19,231 0:14,780 0:14,455	0:48,342 0:19,143 0:14,777 0:14,422
Runde 6	0:48,380 0:19,217 0:14,853 0:14,310	0:48,111 0:19,039 0:14,628 0:14,444	0:48,669 0:19,207 0:14,964 0:14,498	0:48,282 0:18,948 0:14,852 0:14,482	0:48,202 0:19,008 0:14,719 0:14,475
Runde 7	0:48,278 0:19,113 0:14,806 0:14,359	0:48,427 0:19,322 0:14,688 0:14,417	0:48,281 0:19,027 0:14,694 0:14,560	0:48,397 0:19,074 0:14,912 0:14,411	0:48,721 0:19,414 0:14,801 0:14,506
Runde 8	0:48,096 0:19,025 0:14,818 0:14,253	0:48,998 0:19,349 0:15,128 0:14,521	0:48,170 0:19,012 0:14,711 0:14,447	0:48,511 0:19,018 0:14,711 0:14,782	0:49,242 0:19,114 0:15,091 0:15,037
Runde 9	0:48,241 0:19,033 0:14,842 0:14,366	0:48,157 0:19,168 0:14,657 0:14,332	0:48,235 0:19,004 0:14,838 0:14,393	0:49,362 0:19,074 0:15,634 0:14,654	0:57,265 0:24,440 0:17,784 0:15,041
Runde 10	0:48,298 0:19,020 0:14,726 0:14,552	0:48,371 0:19,268 0:14,712 0:14,391		0:48,182 0:18,952 0:14,652 0:14,578	
Runde 11	0:48,637 0:19,073 0:15,247 0:14,317	0:48,292 0:19,155 0:14,716 0:14,421		0:48,238 0:19,033 0:14,683 0:14,522	
Runde 12		0:19,231		0:48,342 0:19,044 0:14,804 0:14,494	






DEUTSCHE KART-MEISTERSCHAFT

Round 1: 12 - 14 / 04 / 2019

SOUTH GARDA - LONATO (ITA)



DMSB

DMSB RegNr 97-19

free practice DKM (OK-Junior) Group 1 Group 1

Die schnellsten Zeiten

Ort	Nr. Fahrername	Zeit	Streckenkil.	Ø Speed
Ziel	132 Leistra, Luca	0:47,661	1200 m	90,6 km/h
Sektion 1	108 Rauer, Fabio	0:18,822	531 m	101,6 km/h
Sektion 2	132 Leistra, Luca	0:14,538	390 m	96,6 km/h
Sektion 3	132 Leistra, Luca	0:14,243	279 m	70,5 km/h

	Snr.135 Testa,Rodrigo de Sousa PRT DR SRL	Snr.153 Haralampiev,Maksim DEU Maxim Racing Sport	Snr.136 Pedersen,Oscar SWE Bamberger Karttracing	Snr.137 Bergman,Calle SWE Ward Racing	Snr.141 Rieberer,Paul AUT Hold Maranello Racing Team
	theoretisch mögliche Bestzeit 0:48,054	theoretisch mögliche Bestzeit 0:48,182	theoretisch mögliche Bestzeit 0:48,306	theoretisch mögliche Bestzeit 0:48,264	theoretisch mögliche Bestzeit 0:48,538
best	Ziel Sektion 1 Sektion 2 Sektion 3 0:48,218 0:18,949 0:14,760 0:14,345	Ziel Sektion 1 Sektion 2 Sektion 3 0:48,296 0:18,983 0:14,740 0:14,459	Ziel Sektion 1 Sektion 2 Sektion 3 0:48,312 0:19,145 0:14,723 0:14,438	Ziel Sektion 1 Sektion 2 Sektion 3 0:48,504 0:18,962 0:14,800 0:14,502	Ziel Sektion 1 Sektion 2 Sektion 3 0:48,581 0:19,164 0:14,832 0:14,542
Runde 1	0:51,217 0:20,754 0:15,621 0:14,842	0:52,261 0:20,974 0:15,874 0:15,413	0:52,587 0:20,914 0:15,695 0:15,978	0:50,756 0:20,214 0:15,557 0:14,985	0:53,672 0:22,010 0:16,224 0:15,438
Runde 2	0:49,292 0:19,470 0:15,043 0:14,779	0:49,755 0:19,804 0:15,236 0:14,715	0:49,143 0:19,482 0:15,098 0:14,563	0:49,365 0:19,473 0:15,037 0:14,855	0:50,976 0:20,583 0:15,421 0:14,972
Runde 3	0:48,657 0:19,246 0:14,896 0:14,515	0:48,783 0:19,123 0:14,868 0:14,792	0:48,729 0:19,309 0:14,862 0:14,558	0:48,766 0:19,239 0:14,913 0:14,614	0:49,583 0:19,661 0:15,161 0:14,761
Runde 4	0:48,472 0:19,126 0:14,914 0:14,432	0:48,419 0:19,046 0:14,859 0:14,514	0:48,457 0:19,172 0:14,813 0:14,472	0:49,015 0:19,331 0:15,063 0:14,621	0:49,383 0:19,662 0:15,062 0:14,659
Runde 5	0:48,975 0:19,496 0:14,924 0:14,555	0:48,296 0:19,033 0:14,804 0:14,459	0:48,312 0:19,145 0:14,723 0:14,444	0:48,643 0:19,181 0:14,917 0:14,545	0:49,202 0:19,447 0:15,017 0:14,738
Runde 6	0:48,218 0:19,113 0:14,760 0:14,345	0:48,637 0:19,029 0:14,740 0:14,868	0:48,563 0:19,266 0:14,859 0:14,438	0:48,836 0:19,309 0:14,876 0:14,651	0:49,586 0:19,323 0:15,072 0:15,191
Runde 7	0:48,333 0:19,135 0:14,763 0:14,435	0:48,399 0:18,983 0:14,861 0:14,555		0:49,039 0:19,628 0:14,909 0:14,502	0:48,899 0:19,372 0:14,960 0:14,567
Runde 8	0:48,244 0:18,949 0:14,785 0:14,510	0:48,401 0:19,130 0:14,748 0:14,523		0:48,684 0:19,078 0:14,883 0:14,723	0:48,774 0:19,327 0:14,862 0:14,585
Runde 9	0:48,466 0:19,160 0:14,778 0:14,528	0:49,709 0:20,333 0:14,878 0:14,498		0:52,072 0:19,230 0:18,109 0:14,733	0:48,719 0:19,255 0:14,832 0:14,632
Runde 10		0:48,471 0:19,130 0:14,772 0:14,569		0:49,102 0:19,269 0:14,811 0:15,022	0:48,581 0:19,164 0:14,875 0:14,542
Runde 11		0:48,588 0:19,179 0:14,843 0:14,566		0:48,583 0:19,108 0:14,844 0:14,631	0:49,349 0:19,836 0:14,861 0:14,652
Runde 12		0:48,369 0:19,056 0:14,825 0:14,488		0:48,504 0:18,962 0:14,800 0:14,742	






DEUTSCHE KART-MEISTERSCHAFT

Round 1: 12 - 14 / 04 / 2019

SOUTH GARDA - LONATO (ITA)

DMSB

DMSB RegNr 97-19

free practice DKM (OK-Junior) Group 1 Group 1

Die schnellsten Zeiten

Ort	Nr. Fahrername	Zeit	Streckenl.	Ø Speed
Ziel	132 Leistra, Luca	0:47,661	1200 m	90,6 km/h
Sektion 1	108 Rauer, Fabio	0:18,822	531 m	107,6 km/h
Sektion 2	132 Leistra, Luca	0:14,538	390 m	96,6 km/h
Sektion 3	132 Leistra, Luca	0:14,243	279 m	70,5 km/h

	Smr.152 Scheef,Emil DNK	Smr.181 Ouziel,Andrey ARE	Smr.142 Mustafic,Dalvin DEU	
	Speedsupply	ENERGY CORSE S.R.L.	Gazmend Mustafic	
	theoretisch mögliche Bestzeit 0:48,859	theoretisch mögliche Bestzeit 0:51,295	theoretisch mögliche Bestzeit 1:03,451	
best	Ziel Sektion 1 Sektion 2 Sektion 3	Ziel Sektion 1 Sektion 2 Sektion 3	Ziel Sektion 1 Sektion 2 Sektion 3	Ziel Sektion 1 Sektion 2 Sektion 3
	0:49,064 0:19,263 0:14,967 0:14,629	0:51,295 0:20,417 0:15,762 0:15,116	1:03,636 0:25,701 0:18,039 0:19,711	
Runde 1	0:50,709 0:20,262 0:15,594 0:14,853	0:51,295 0:20,417 0:15,762 0:15,116	2:42,759 2:01,338 0:18,815 0:22,606	
Runde 2	0:49,868 0:19,532 0:15,318 0:15,018		2:34,775 1:56,984 0:18,080 0:19,711	
Runde 3	0:49,346 0:19,416 0:15,294 0:14,636		1:03,636 0:25,701 0:18,039 0:19,711	
Runde 4	0:49,682 0:19,892 0:15,152 0:14,638			
Runde 5	0:49,412 0:19,263 0:15,505 0:14,644			
Runde 6	0:49,611 0:19,347 0:15,042 0:15,222			
Runde 7	0:49,064 0:19,421 0:14,967 0:14,676			
Runde 8	0:49,902 0:19,828 0:15,445 0:14,629			
Runde 9	0:49,311 0:19,457 0:15,074 0:14,780			
Runde 10				