

DKM
DEUTSCHE KART-MEISTERSCHAFT

DMSB

**SOUTH
GARTIA
KARTING**

Ergebnisse Results DSKM

INT. DMSB-KARTRENNEN

LONATO

12. - 14. April 2019

- Deutsche Kart-Meisterschaft (DKM)
- Deutsche Junioren-Kart-Meisterschaft (DJKM)
- Deutsche Schaltkart-Meisterschaft (DSKM)
- DMSB-Schaltkart-Cup (DSKC)

R 19 DSKM (KZ2) Race 2

Strecke / track: 1200m
 started: 33 classified: 33 not classified: 0 not started: 1

fastest Lap Lorenzo GIANNONI at: 1:00,790

Pos	Str. Nr.	Fahrer / Driver	Nation	Bewerber/Sponsor	Nation	Lizenz / B-Lizenz	Chassis/Motor/Reifen	Points	Penalty	Runden Laps	Gesamtheit Differenz	Abstand Gap	beste Runde best Lap	In R. in L.	o Beschw. u Speed.
1	251	GIANNONI, Lorenzo	ITA	CPB SPORT	FRA	302413 232241-1	SODI / TM / Vega	*		21	21:36,554		1:00,790	4	70 km/h 71,1 km/h
2	221	IGLESIAS, Jérémy	FRA	RS Schumacher Racing Team	DEU	187987 KBF1067587	IPK Praga / IAME / Vega	25		21	21:46,632 0:10,078	0:10,078	1:01,244	3	69,4 km/h 70,5 km/h
3	201	FEDERER, Fabian	ITA	SRP Racing Team	DEU	353643 KBF1156791	Maranello / TM / Vega	20		21	21:50,782 0:14,228	0:04,150	1:01,599	6	69,2 km/h 70,1 km/h
4	254	POLLINI, Giacomo	ITA	N.G.M. MOTORSPORT	ITA	299783 385371	FORMULA K / TM RACING / Vega	*		21	21:53,761 0:17,207	0:02,979	1:01,658	17	69,1 km/h 70,1 km/h
5	216	TORNQVIST PERSSON, Benjamin	SWE	CRG Holland	NLD	199810314592 15521	CRG / TM / Vega	16		21	21:53,945 0:17,391	0:00,184	1:01,213	7	69 km/h 70,6 km/h
6	202	PEX, Jorrit	NLD	SP Motor Sport	NLD	27382 i.b.a.	Kart Republic / TM / Vega	13		21	21:55,952 0:19,398	0:02,007	1:01,515	18	68,9 km/h 70,2 km/h
7	210	DENNER, Emilien	FRA	CPB SPORT	FRA	141283E1 232241	SODI / TM / Vega	11	5 sec.	21	22:00,358 0:23,804	0:04,406	1:01,537	5	68,7 km/h 70,2 km/h
8	209	NOMBLOT, Jean	FRA	CPB SPORT	FRA	119783 232241	SODI / TM / Vega	10		21	22:08,981 0:32,427	0:08,623	1:01,734	16	68,3 km/h 70 km/h
9	204	SCHMITZ, Alexander	DEU	Renda Motorsport	ITA	IKA1120614 322800	Tony Kart / Vortex / Vega	9		21	22:12,861 0:36,307	0:03,880	1:02,226	19	68,1 km/h 69,4 km/h
10	252	KALLASMAA, Kaspar	EST	Kaspar Kallasmaa	EST	K916 E115	Energy / TM / Vega	*		21	22:14,611 0:38,057	0:01,750	1:02,169	11	68 km/h 69,5 km/h
11	230	TONTERI, Paavo	FIN	TB Racing Team	DEU	31303491 KBF1116906	KR / IAME / Vega	8		21	22:14,903 0:38,349	0:00,292	1:02,197	19	68 km/h 69,5 km/h
12	220	TUBBEN, Max	NLD	CRG Holland	NLD	101197 15521	CRG / TM / Vega	7		21	22:15,232 0:38,678	0:00,329	1:02,228	17	67,9 km/h 69,4 km/h
13	203	PEX, Stan	NLD	SP Motor Sp	NLD	31772 i.b.a.	Kart Republic / TM / Vega	6		21	22:20,113 0:43,559	0:04,881	1:02,673	19	67,7 km/h 68,9 km/h
14	223	DAVIES, Dylan	NLD	DR SRL	ITA	19701 296449	DR / Modena / Vega	5	5 sec.	21	22:21,402 0:44,848	0:01,289	1:02,200	17	67,6 km/h 69,5 km/h
15	229	HOLD, Christoph	AUT	Maranello Racing Team	AUT	JK2017 BK003	Maranello / TM / Vega	4	5 sec.	21	22:21,861 0:45,307	0:00,459	1:02,233	18	67,6 km/h 69,4 km/h
16	235	MARSEGLIA, Leonardo Giuseppe	ITA	BIREL ART RACING KSW	AUT	336013 BK102	Birel Art / TM / Vega	3		21	22:22,437 0:45,883	0:00,576	1:02,224	11	67,6 km/h 69,4 km/h
17	226	NETIAGOVSKII, Daniel	CZE	GREGOR KART S.R.O.	CZE	19A50200 19A100491	CRG / TM / Vega	2		21	22:25,090 0:48,536	0:02,653	1:02,454	11	67,4 km/h 69,2 km/h
18	259	SJOKVIST, Isak	SWE	Energy Corse srl	ITA	200108127572 295423	Energy / TM / Vega	*	5 sec.	21	22:25,562 0:49,008	0:00,472	1:02,729	17	67,4 km/h 68,9 km/h
19	222	PAUL, Maximilian	DEU	DR SRL	ITA	IKB1140086 296449	DR / Modena / Vega	1	5 sec.	21	22:25,951 0:49,397	0:00,389	1:02,245	20	67,4 km/h 69,4 km/h
20	232	LUYET, Jean	CHE	CRG Holland	NLD	505028 15521	CRG / TM / Vega	0	5 sec.	21	22:27,041 0:50,487	0:01,090	1:02,535	19	67,3 km/h 69,1 km/h
21	231	MILLELL, Noah	SWE	JP Racing	SWE	200007286719 105	Exprit / Vortex / Vega	0		21	22:27,524 0:50,970	0:00,483	1:02,612	12	67,3 km/h 69 km/h
22	215	MATISIC, André	DEU	Solgar Motorsport	DEU	IKB1083048 1079882	Birel Art / TM / Vega	0	5 sec.	21	22:28,647 0:52,093	0:01,123	1:02,329	19	67,3 km/h 69,3 km/h
23	260	ROSATI, Fabrizio	ITA	SRP Racing Team	DEU	366709 KBF1156791	Maranello / TM / Vega	*		21	22:31,830 0:55,276	0:03,183	1:02,881	16	67,1 km/h 68,7 km/h
24	211	CURTO, Alessio	DEU	Valier Motorsport	DEU	IKC1126805 KBF1063725	SODI / TM / Vega	0		21	22:32,233 0:55,679	0:00,403	1:02,813	16	67,1 km/h 68,8 km/h
25	206	WEBER, Stefan	DEU	Kartshop Ampfing	DEU	IKB1104391 KBF1108764	Kosmic / TM / Vega	0		18	19:23,590 3 R	3 R	1:02,871	14	66,8 km/h 68,8 km/h
26	219	SJÖBERG, Jesper	SWE	CRG Holland	NLD	199910020057 15521	CRG / TM / Vega	0		17	18:23,276 4 R	1 R	1:02,828	17	66,6 km/h 68,8 km/h
27	233	LUYET, Samuel	CHE	CRG Holland	NLD	505064 15521	CRG / TM / Vega	0		16	17:26,404 5 R	1 R	1:03,897	15	66,1 km/h 67,6 km/h
28	212	RATL, Cyril	CHE	Kart-Club Oerlikon	CHE	505053 500006	CRG / TM / Vega	0		15	16:20,441 6 R	1 R	1:03,601	10	66,1 km/h 67,9 km/h
29	277	JAVUREK, Dominik	CZE	JOKA RACING	CZE	19A50193 19A101111	Birel Art / TM / Vega	0		12	13:22,666 9 R	3 R	1:05,115	8	64,6 km/h 66,3 km/h
30	225	TALAS, Jakub	CZE	JOKA RACING	CZE	19A50135 19A101111	Birel Art / TM / Vega	0		11	12:16,674 10 R	1 R	1:05,346	11	64,5 km/h 66,1 km/h
31	257	FUSCO, Giuseppe	ITA	Renda motorsport	ITA	339410 322800	Birel Art / Vortex / Vega	*		10	11:11,660 11 R	1 R	1:05,265	9	64,3 km/h 66,2 km/h
32	208	MROSEK, Michael	DEU	Team AK-Racing	AUT	IKC1131164 BK005	Intrepid / TM / Vega	0		8	9:06,255 13 R	2 R	1:06,286	3	63,3 km/h 65,2 km/h
33	234	LONGHI, Riccardo	ITA	BIREL ART RACING KSW	AUT	i.b.a. BK102	Birel Art / TM / Vega	0	5 sec.	1	1:26,138 20 R	7 R	1:12,842	1	50,2 km/h 59,3 km/h
the following drivers did not start.															
DNS	255	BACIUSKA, Rokas	LITU	CPB SPORT	FRA	2019-KIB40 232241-1	SODI / TM / Vega								

SiNr. 234 5 sec penalty Pushing

SiNr. 215,210,229,223,259,232,222 5 sec penalty Frontfaring

Rennleitung: Pasquale Lupoli Racedirektor: Horst Seidel

Sportkommissare: Nikolas Spaderna / Ulrich Bell / Paola Acerbi

Techn. Kommissare: Hans-Jürgen Dangers / M. Grasshoff / C. Schmidt


Zeitnahme: KART-DATA timing service Franz Schieszler


Zeitnahme / timekeeping

control 

Franz Schieszler

freigegeben: 15:31:32



DEUTSCHE KART-MEISTERSCHAFT

Round 1: 12 - 14 / 04 / 2019

SOUTH GARDA - LONATO (ITA)

DMSB



DMSB RegNr 97-19

R 19 DSKM (KZ2) Race 2

Fahrername Driver	Giannoni Lorenzo	Iglesias Jérémy	Federer Fabian	Pollini Giacomo	Persson Benjamin	Denner Emilien	Pex Jorrit	Nombiot Jean	Schmitz Alexander	Kallasmaa Kaspar	Tonteri Paavo	Tubben Max
schleunigste Runde	1:00,790 Rn. 4	1:01,244 Rn. 3	1:01,599 Rn. 6	1:01,658 Rn. 17	1:01,213 Rn. 7	1:01,537 Rn. 5	1:01,515 Rn. 18	1:01,734 Rn. 16	1:02,226 Rn. 19	1:02,169 Rn. 11	1:02,197 Rn. 19	1:02,228 Rn. 17
Speed	71,1 km/h	70,5 km/h	70,1 km/h	70,1 km/h	70,6 km/h	70,2 km/h	70,2 km/h	70,0 km/h	69,4 km/h	69,5 km/h	69,5 km/h	69,4 km/h
Lap 1	1:03,349	1:04,750	1:05,176	1:05,524	1:07,613	1:07,879	1:06,666	1:07,852	1:08,756	1:06,468	1:07,992	1:08,845
Lap 2	1:01,414	1:02,522	1:03,287	1:02,927	1:03,524	1:02,954	1:03,075	1:04,985	1:04,471	1:04,294	1:04,315	1:05,558
Lap 3	1:01,120	1:01,244	1:01,991	1:02,341	1:03,268	1:03,278	1:02,788	1:02,784	1:03,752	1:04,772	1:04,045	1:04,274
Lap 4	1:00,790	1:01,891	1:02,462	1:02,478	1:03,436	1:01,980	1:02,813	1:03,572	1:03,716	1:03,703	1:03,535	1:03,301
Lap 5	1:00,912	1:01,782	1:01,792	1:01,998	1:01,569	1:01,537	1:01,755	1:04,353	1:04,117	1:02,628	1:03,086	1:03,786
Lap 6	1:01,120	1:01,918	1:01,599	1:02,111	1:01,680	1:01,636	1:02,155	1:02,513	1:02,935	1:02,513	1:03,097	1:03,501
Lap 7	1:01,250	1:01,573	1:01,807	1:02,354	1:01,213	1:01,884	1:02,390	1:02,342	1:02,421	1:02,758	1:02,724	1:02,970
Lap 8	1:01,330	1:01,652	1:02,261	1:01,836	1:01,455	1:01,688	1:03,003	1:03,497	1:03,429	1:03,019	1:03,979	1:02,985
Lap 9	1:01,091	1:01,851	1:01,839	1:01,675	1:01,342	1:01,950	1:02,648	1:02,431	1:02,461	1:03,403	1:04,135	1:03,379
Lap 10	1:01,255	1:01,939	1:02,199	1:01,786	1:01,691	1:02,034	1:01,916	1:03,027	1:02,844	1:03,013	1:02,821	1:02,645
Lap 11	1:01,442	1:01,548	1:01,800	1:02,465	1:02,217	1:02,193	1:02,046	1:02,871	1:02,934	1:02,169	1:02,500	1:02,959
Lap 12	1:01,309	1:01,881	1:01,893	1:02,467	1:01,590	1:01,812	1:01,896	1:02,130	1:03,789	1:03,095	1:03,863	1:02,930
Lap 13	1:01,772	1:01,797	1:02,005	1:02,287	1:01,681	1:02,808	1:01,976	1:02,268	1:02,601	1:02,825	1:02,812	1:03,096
Lap 14	1:02,364	1:02,065	1:02,185	1:01,940	1:01,828	1:02,484	1:02,443	1:02,816	1:02,926	1:03,627	1:02,919	1:03,149
Lap 15	1:01,420	1:01,811	1:01,604	1:01,885	1:01,461	1:01,997	1:01,765	1:02,346	1:02,564	1:03,641	1:02,414	1:02,475
Lap 16	1:01,501	1:01,822	1:01,957	1:01,809	1:01,440	1:02,100	1:01,961	1:01,734	1:02,333	1:03,091	1:02,786	1:02,800
Lap 17	1:01,817	1:02,446	1:01,895	1:01,658	1:01,260	1:02,000	1:02,273	1:02,082	1:02,262	1:02,908	1:02,468	1:02,228
Lap 18	1:01,856	1:01,939	1:01,711	1:02,548	1:02,181	1:01,664	1:01,515	1:02,097	1:02,277	1:03,225	1:02,537	1:02,316
Lap 19	1:01,786	1:01,861	1:01,884	1:02,447	1:02,551	1:02,101	1:02,079	1:02,068	1:02,226	1:02,848	1:02,197	1:02,315



DKM

DEUTSCHE KART-MEISTERSCHAFT




Round 1: 12 - 14 / 04 / 2019

SOUTH GARDA - LONATO (ITA)



DMSB RegNr 97-19

R 19 DSKM (KZ2) Race 2

Fahrename	Giannoni Lorenzo	Iglesias Jérémy	Federer Fabian	Pollini Giacomo	Persson Benjamin	Denner Emilien	Pex Jorrit	Nomblot Jean	Schmitz Alexander	Kallasmaa Kaspar	Tonteri Paavo	Tubben Max
Driver	1:01,601	1:01,536	1:02,034	1:02,488	1:02,582	1:01,869	1:01,915	1:02,438	1:02,632	1:02,364	1:02,417	1:02,463
Lap 20			1:03,964	1:02,874	1:02,723	1:02,266	1:02,429	1:02,485	1:02,436	1:03,162	1:03,080	1:02,807
Lap 21												




DEUTSCHE KART-MEISTERSCHAFT

Round 1: 12 - 14 / 04 / 2019

SOUTH GARDA - LONATO (ITA)



DMSB



DMSB RegNr 97-19

R 19 DSKM (KZ2) Race 2

Fahrername Driver	Davies Dylan	Hold Christoph	Pex Stan	Sjokvist Isak	Paul Maximilian	Luyet Jean	Leonardo Giuseppe	Mattisic André	Netiagovskii Daniel	Milell Noah	Rosari Fabrizio	Curto Alessio
schnellste Runde	1:02,200 Rn. 17	1:02,233 Rn. 18	1:02,673 Rn. 19	1:02,729 Rn. 17	1:02,245 Rn. 20	1:02,535 Rn. 19	1:02,224 Rn. 11	1:02,329 Rn. 19	1:02,454 Rn. 11	1:02,612 Rn. 12	1:02,881 Rn. 16	1:02,813 Rn. 16
Speed	69,5 km/h	69,4 km/h	68,9 km/h	68,9 km/h	69,4 km/h	69,1 km/h	69,4 km/h	69,3 km/h	69,2 km/h	69,0 km/h	68,7 km/h	68,8 km/h
Lap 1	1:08,677	1:09,216	1:06,621	1:08,444	1:07,416	1:08,728	1:08,656	1:08,922	1:07,743	1:08,013	1:11,570	1:08,903
Lap 2	1:06,371	1:06,756	1:04,815	1:05,475	1:04,028	1:07,434	1:07,107	1:06,396	1:05,582	1:05,781	1:06,077	1:07,844
Lap 3	1:03,320	1:04,247	1:03,941	1:03,929	1:03,712	1:04,441	1:04,500	1:04,037	1:04,020	1:04,778	1:03,945	1:04,937
Lap 4	1:03,238	1:03,403	1:04,674	1:03,121	1:04,809	1:03,637	1:03,715	1:03,870	1:03,261	1:04,891	1:06,042	1:04,432
Lap 5	1:03,231	1:02,956	1:03,925	1:04,044	1:03,924	1:03,006	1:04,965	1:02,981	1:03,772	1:04,786	1:04,612	1:04,311
Lap 6	1:03,232	1:03,368	1:03,036	1:03,236	1:02,970	1:02,907	1:03,351	1:03,390	1:04,506	1:03,431	1:04,821	1:03,820
Lap 7	1:02,864	1:03,387	1:02,863	1:03,386	1:02,983	1:03,362	1:03,441	1:04,608	1:03,263	1:03,287	1:04,554	1:03,574
Lap 8	1:02,822	1:03,259	1:04,065	1:02,732	1:03,971	1:03,180	1:03,232	1:02,974	1:03,541	1:03,177	1:03,544	1:03,717
Lap 9	1:03,640	1:02,481	1:02,697	1:03,138	1:05,536	1:03,861	1:02,361	1:03,043	1:03,703	1:03,860	1:03,678	1:03,589
Lap 10	1:02,669	1:02,774	1:02,865	1:03,086	1:03,183	1:03,247	1:03,222	1:03,256	1:03,045	1:03,542	1:03,309	1:04,530
Lap 11	1:02,899	1:02,703	1:02,929	1:02,958	1:03,395	1:03,026	1:02,224	1:02,721	1:02,454	1:03,093	1:03,334	1:03,746
Lap 12	1:03,004	1:02,910	1:04,760	1:03,811	1:03,388	1:02,586	1:02,453	1:02,946	1:03,292	1:02,612	1:03,418	1:03,637
Lap 13	1:03,869	1:03,056	1:05,482	1:03,301	1:03,397	1:03,190	1:03,036	1:03,342	1:03,456	1:03,590	1:03,846	1:03,425
Lap 14	1:02,832	1:02,702	1:03,167	1:03,301	1:03,371	1:03,022	1:03,468	1:03,690	1:03,321	1:03,415	1:03,776	1:03,455
Lap 15	1:02,476	1:02,735	1:02,900	1:02,998	1:02,963	1:03,146	1:02,715	1:03,852	1:03,202	1:03,223	1:03,262	1:03,423
Lap 16	1:02,482	1:02,394	1:03,054	1:02,845	1:04,809	1:04,113	1:04,210	1:03,758	1:03,725	1:02,934	1:02,881	1:02,813
Lap 17	1:02,200	1:02,365	1:02,938	1:02,729	1:02,626	1:02,755	1:02,794	1:03,065	1:04,835	1:03,041	1:03,345	1:03,427
Lap 18	1:02,235	1:02,233	1:03,012	1:03,009	1:02,537	1:02,645	1:02,522	1:03,146	1:03,109	1:03,425	1:03,639	1:03,330
Lap 19	1:02,316	1:02,269	1:02,673	1:02,796	1:02,817	1:02,535	1:02,677	1:02,329	1:02,928	1:02,751	1:03,469	1:03,376



DKM

DEUTSCHE KART-MEISTERSCHAFT




Round 1: 12 - 14 / 04 / 2019

SOUTH GARDA - LONATO (ITA)



DMSB RegNr 97-19

R 19 DSKM (KZ2) Race 2

Fahrername	Driver	Davies	Hold	Pex	Sjokvist	Paul	Luyet	Leonardo	Matisic	Netiagovskii	Milell	Rosari	Curto
Lap 20	Dylan	1:02,844	1:02,631	1:03,192	1:03,039	<u>1:02,245</u>	1:02,683	1:02,519	1:02,703	1:02,762	1:03,372	1:03,118	1:03,211
Lap 21		1:03,057	1:03,293	1:02,793	1:02,870	1:02,251	1:02,688	1:02,744	1:02,961	1:03,368	1:03,617	1:03,314	1:03,288






DEUTSCHE KART-MEISTERSCHAFT

Round 1: 12 - 14 / 04 / 2019

SOUTH GARDA - LONATO (ITA)

DMSB

DMSB RegNr 97-19

R 19 DSKM (KZ2) Race 2

Fahrername Driver	Weber Stefan	Sjöberg Jesper	Luyet Samuel	Ratl Cyril	Javurek Dominik	Talas Jakub	Fusco Giuseppe	Mrosek Michael	Longhi Riccardo
schnellste Runde in Runde	1:02,871 Rn. 14	1:02,828 Rn. 17	1:03,897 Rn. 15	1:03,601 Rn. 10	1:05,115 Rn. 8	1:05,346 Rn. 11	1:05,265 Rn. 9	1:06,286 Rn. 3	1:12,842 Rn. 1
Speed	68,7 km/h	68,8 km/h	67,6 km/h	67,9 km/h	66,3 km/h	66,1 km/h	66,2 km/h	65,2 km/h	59,3 km/h
Lap 1	1:09,678	1:08,399	1:08,556	1:09,231	1:09,234	1:10,471	1:10,584	1:13,474	1:12,842
Lap 2	1:06,106	1:06,898	1:08,439	1:06,861	1:07,316	1:06,150	1:07,628	1:07,041	
Lap 3	1:06,183	1:05,809	1:05,897	1:06,108	1:06,763	1:06,282	1:06,175	1:06,286	
Lap 4	1:04,649	1:04,660	1:04,549	1:04,700	1:05,535	1:06,626	1:06,172	1:06,456	
Lap 5	1:04,471	1:04,578	1:04,588	1:04,373	1:05,488	1:05,693	1:06,381	1:06,478	
Lap 6	1:04,314	1:04,289	1:04,443	1:04,294	1:05,260	1:05,670	1:05,890	1:06,657	
Lap 7	1:03,991	1:04,731	1:04,040	1:04,451	1:05,371	1:06,210	1:05,579	1:06,681	
Lap 8	1:03,915	1:04,383	1:04,355	1:05,143	1:05,115	1:05,628	1:05,835	1:07,140	
Lap 9	1:04,304	1:04,363	1:04,506	1:04,821	1:05,739	1:05,719	1:05,265		
Lap 10	1:03,251	1:03,863	1:04,558	1:03,601	1:05,604	1:06,154	1:06,146		
Lap 11	1:03,193	1:04,003	1:04,889	1:04,535	1:06,026	1:05,346			
Lap 12	1:03,328	1:03,180	1:04,232	1:04,140	1:08,654				
Lap 13	1:03,604	1:03,204	1:05,390	1:03,754					
Lap 14	1:02,871	1:03,352	1:04,449	1:04,445					
Lap 15	1:03,094	1:03,411	1:03,897	1:03,795					
Lap 16	1:03,517	1:03,728	1:04,542						
Lap 17	1:03,045	1:02,828							
Lap 18	1:03,086								
Lap 19									



DKM

DEUTSCHE KART-MEISTERSCHAFT





Round 1: 12 - 14 / 04 / 2019

SOUTH GARDA - LONATO (ITA)



DMSB RegNr 97-19

R 19 DSKM (KZ2) Race 2

Fahrername Driver Lap 20 Lap 21	Weber Stefan	Sjöberg Jesper	Luyet Samuel	Ratl Cyril	Javurek Dominik	Talas Jakub	Fusco Giuseppe	Mrosek Michael	Longhi Riccardo



DMSB RegNr. 97-19

R 19 DS KM (KZ2) Race 2

Ziel		Sektion 1		Sektion 2		Sektion 3	
Fahrername	Zeit	Fahrername	Zeit	Fahrername	Zeit	Fahrername	Zeit
1 251 Giannoni,Lorenzo	1:00,790	251 Giannoni,Lorenzo	0:23,228	251 Giannoni,Lorenzo	0:19,645	251 Giannoni,Lorenzo	0:17,673
2 216 Torqvist Persson,Benja	1:01,213	221 Iglesias,Jérémy	0:23,380	216 Torqvist Persson,Benja	0:19,695	210 Denner,Emilien	0:17,980
3 221 Iglesias,Jérémy	1:01,244	254 Pollini,Giacomo	0:23,396	221 Iglesias,Jérémy	0:19,703	216 Torqvist Persson,Benja	0:17,983
4 202 Pex,Jorrit	1:01,515	216 Torqvist Persson,Benja	0:23,404	201 Federer,Fabian	0:19,719	201 Federer,Fabian	0:17,994
5 210 Denner,Emilien	1:01,537	210 Denner,Emilien	0:23,409	202 Pex,Jorrit	0:19,767	221 Iglesias,Jérémy	0:18,010
6 201 Federer,Fabian	1:01,599	202 Pex,Jorrit	0:23,450	210 Denner,Emilien	0:19,769	254 Pollini,Giacomo	0:18,029
7 254 Pollini,Giacomo	1:01,658	230 Tonteri,Paavo	0:23,514	235 Marseglia,Leonardo Giu	0:19,848	229 Hold,Christoph	0:18,088
8 209 Nomblot,Jean	1:01,734	220 Tubben,Max	0:23,545	222 Paul,Maximilian	0:19,865	202 Pex,Jorrit	0:18,108
9 252 Kallasmaa,Kaspar	1:02,169	201 Federer,Fabian	0:23,558	209 Nomblot,Jean	0:19,883	209 Nomblot,Jean	0:18,123
10 230 Tonteri,Paavo	1:02,197	223 Davies,Dylan	0:23,565	204 Schmitz,Alexander	0:19,893	204 Schmitz,Alexander	0:18,215
11 223 Davies,Dylan	1:02,200	229 Hold,Christoph	0:23,590	232 Luyet,Jean	0:19,905	235 Marseglia,Leonardo Giu	0:18,314
12 235 Marseglia,Leonardo Giu	1:02,224	260 Rosati,Fabrizio	0:23,613	254 Pollini,Giacomo	0:19,922	222 Paul,Maximilian	0:18,332
13 204 Schmitz,Alexander	1:02,226	252 Kallasmaa,Kaspar	0:23,625	215 Matisic,André	0:19,925	223 Davies,Dylan	0:18,348
14 220 Tubben,Max	1:02,228	209 Nomblot,Jean	0:23,627	231 Millell,Noah	0:19,944	231 Millell,Noah	0:18,351
15 229 Hold,Christoph	1:02,233	203 Pex,Stan	0:23,669	229 Hold,Christoph	0:19,953	252 Kallasmaa,Kaspar	0:18,361
16 222 Paul,Maximilian	1:02,245	222 Paul,Maximilian	0:23,675	223 Davies,Dylan	0:19,966	220 Tubben,Max	0:18,408
17 215 Matisic,André	1:02,329	259 Spokvist,Isak	0:23,714	219 Sjöberg,Jesper	0:20,011	230 Tonteri,Paavo	0:18,418
18 226 Netagovskii,Daniel	1:02,454	232 Luyet,Jean	0:23,719	206 Weber,Stefan	0:20,014	215 Matisic,André	0:18,446
19 232 Luyet,Jean	1:02,535	204 Schmitz,Alexander	0:23,782	259 Spokvist,Isak	0:20,025	203 Pex,Stan	0:18,451
20 231 Millell,Noah	1:02,612	226 Netagovskii,Daniel	0:23,788	252 Kallasmaa,Kaspar	0:20,032	206 Weber,Stefan	0:18,484
21 203 Pex,Stan	1:02,673	235 Marseglia,Leonardo Giu	0:23,789	226 Netagovskii,Daniel	0:20,053	219 Sjöberg,Jesper	0:18,493
22 259 Spokvist,Isak	1:02,729	215 Matisic,André	0:23,790	230 Tonteri,Paavo	0:20,074	232 Luyet,Jean	0:18,533
23 211 Curto,Alessio	1:02,813	211 Curto,Alessio	0:23,930	211 Curto,Alessio	0:20,075	260 Rosati,Fabrizio	0:18,539
24 219 Sjöberg,Jesper	1:02,828	231 Millell,Noah	0:23,946	220 Tubben,Max	0:20,140	226 Netagovskii,Daniel	0:18,574
25 206 Weber,Stefan	1:02,871	219 Sjöberg,Jesper	0:24,026	203 Pex,Stan	0:20,167	259 Spokvist,Isak	0:18,619
26 260 Rosati,Fabrizio	1:02,881	206 Weber,Stefan	0:24,089	260 Rosati,Fabrizio	0:20,263	211 Curto,Alessio	0:18,635
27 212 Ratl,Cyrl	1:03,601	212 Ratl,Cyrl	0:24,349	212 Ratl,Cyrl	0:20,381	212 Ratl,Cyrl	0:18,771
28 233 Luyet,Samuel	1:03,897	233 Luyet,Samuel	0:24,369	233 Luyet,Samuel	0:20,549	233 Luyet,Samuel	0:18,776
29 277 Javurek,Dominik	1:05,115	277 Javurek,Dominik	0:24,743	277 Javurek,Dominik	0:20,679	257 Fusco,Giuseppe	0:19,324
30 257 Fusco,Giuseppe	1:05,265	225 Talas,Jakub	0:24,885	225 Talas,Jakub	0:20,704	208 Mrosek,Michael	0:19,351
31 225 Talas,Jakub	1:05,346	257 Fusco,Giuseppe	0:24,991	257 Fusco,Giuseppe	0:20,741	225 Talas,Jakub	0:19,422
32 208 Mrosek,Michael	1:06,286	208 Mrosek,Michael	0:25,530	208 Mrosek,Michael	0:21,001	277 Javurek,Dominik	0:19,441
33 234 Longhi,Riccardo	1:12,842	234 Longhi,Riccardo	0:26,443	234 Longhi,Riccardo	0:21,644	234 Longhi,Riccardo	0:24,755






DEUTSCHE KART-MEISTERSCHAFT

Round 1: 12 - 14 / 04 / 2019

SOUTH GARDA - LONATO (ITA)



DMSB RegNr 97-19

R 19 DS/KM (KZ2) Race 2

Die schnellsten Zeiten

Ort	Nr. Fahrername	Zeit	Streckenl.	Ø Speed
Ziel	251 Gianni,Lorenzo	1:00,790	1200 m	71,1 km/h
Sektion 1	251 Gianni,Lorenzo	0:23,228	531 m	82,3 km/h
Sektion 2	251 Gianni,Lorenzo	0:19,645	390 m	71,5 km/h
Sektion 3	251 Gianni,Lorenzo	0:17,673	279 m	56,8 km/h

	Snr.221 Iglesias,Jérémy FRA			Snr.201 Federer,Fabian ITA			Snr.254 Pollini,Giacomo ITA			Snr.216 Tornqvist Persson,Benjamin SWE										
	theoretisch mögliche Bestzeit	Ziel	Bestzeit	theoretisch mögliche Bestzeit	Ziel	Bestzeit	theoretisch mögliche Bestzeit	Ziel	Bestzeit	theoretisch mögliche Bestzeit	Ziel	Bestzeit								
best	1:00,790	0:23,228	0:19,645	0:17,673	1:01,244	0:23,380	0:19,703	0:18,010	1:01,599	0:23,558	0:19,719	0:17,994	1:01,658	0:23,396	0:19,922	0:18,029	1:01,213	0:23,404	0:19,695	0:17,983
Runde 1	1:03,349	0:25,344	0:20,134	0:17,871	1:04,750	0:25,941	0:20,350	0:18,459	1:05,176	0:26,143	0:20,737	0:18,296	1:05,524	0:26,471	0:20,837	0:18,216	1:07,613	0:25,938	0:21,869	0:19,806
Runde 2	1:01,414	0:23,487	0:19,858	0:18,069	1:02,522	0:24,094	0:20,103	0:18,325	1:03,287	0:24,030	0:20,848	0:18,409	1:02,927	0:24,067	0:20,264	0:18,596	1:03,524	0:24,752	0:20,688	0:18,084
Runde 3	1:01,120	0:23,387	0:19,796	0:17,937	1:01,244	0:23,380	0:19,703	0:18,161	1:01,991	0:24,006	0:19,782	0:18,203	1:02,341	0:24,030	0:20,095	0:18,216	1:03,268	0:23,724	0:20,553	0:18,991
Runde 4	1:00,790	0:23,228	0:19,889	0:17,673	1:01,891	0:23,586	0:19,909	0:18,396	1:02,462	0:24,517	0:19,800	0:18,145	1:02,478	0:23,939	0:20,257	0:18,282	1:03,436	0:24,587	0:20,441	0:18,408
Runde 5	1:00,912	0:23,307	0:19,757	0:17,848	1:01,782	0:23,735	0:19,715	0:18,332	1:01,792	0:23,853	0:19,892	0:18,047	1:01,998	0:23,716	0:20,066	0:18,216	1:01,569	0:23,543	0:20,012	0:18,014
Runde 6	1:01,120	0:23,380	0:19,914	0:17,826	1:01,918	0:23,799	0:19,809	0:18,310	1:01,599	0:23,774	0:19,831	0:17,994	1:02,111	0:23,659	0:20,055	0:18,397	1:01,680	0:23,579	0:20,084	0:18,017
Runde 7	1:01,250	0:23,340	0:19,985	0:17,925	1:01,573	0:23,482	0:19,795	0:18,296	1:01,807	0:23,587	0:20,034	0:18,186	1:02,354	0:23,634	0:20,285	0:18,435	1:01,213	0:23,404	0:19,826	0:17,983
Runde 8	1:01,330	0:23,427	0:19,911	0:17,992	1:01,652	0:23,452	0:19,837	0:18,363	1:02,261	0:23,980	0:19,951	0:18,330	1:01,836	0:23,560	0:20,079	0:18,197	1:01,455	0:23,426	0:19,762	0:18,267
Runde 9	1:01,091	0:23,455	0:19,927	0:17,709	1:01,851	0:23,697	0:20,026	0:18,128	1:01,839	0:23,686	0:19,967	0:18,186	1:01,675	0:23,469	0:19,971	0:18,235	1:01,342	0:23,512	0:19,841	0:17,989
Runde 10	1:01,255	0:23,724	0:19,645	0:17,886	1:01,939	0:23,648	0:19,927	0:18,364	1:02,199	0:23,925	0:20,018	0:18,256	1:01,786	0:23,526	0:19,944	0:18,316	1:01,691	0:23,419	0:19,929	0:18,343
Runde 11	1:01,442	0:23,550	0:19,975	0:17,917	1:01,548	0:23,482	0:19,927	0:18,139	1:01,800	0:23,871	0:19,741	0:18,188	1:02,465	0:23,855	0:20,089	0:18,521	1:02,217	0:23,687	0:20,274	0:18,256
Runde 12	1:01,309	0:23,451	0:19,944	0:17,914	1:01,881	0:23,688	0:19,876	0:18,317	1:01,893	0:23,846	0:19,795	0:18,252	1:02,467	0:23,700	0:20,231	0:18,536	1:01,590	0:23,495	0:19,859	0:18,236
Runde 13	1:01,772	0:23,474	0:20,049	0:18,249	1:01,797	0:23,641	0:20,146	0:18,010	1:02,005	0:23,777	0:19,882	0:18,346	1:02,287	0:23,964	0:20,069	0:18,254	1:01,681	0:23,782	0:19,784	0:18,115
Runde 14	1:02,364	0:23,939	0:20,300	0:18,125	1:02,065	0:23,722	0:20,059	0:18,284	1:02,185	0:24,267	0:19,719	0:18,199	1:01,940	0:23,711	0:20,087	0:18,142	1:01,828	0:23,620	0:19,809	0:18,399
Runde 15	1:01,420	0:23,608	0:19,983	0:17,829	1:01,811	0:23,585	0:19,853	0:18,373	1:01,604	0:23,734	0:19,724	0:18,146	1:01,885	0:23,464	0:20,034	0:18,387	1:01,461	0:23,520	0:19,828	0:18,113
Runde 16	1:01,501	0:23,399	0:19,881	0:18,221	1:01,822	0:23,589	0:20,008	0:18,225	1:01,957	0:23,864	0:19,968	0:18,125	1:01,809	0:23,484	0:19,922	0:18,403	1:01,440	0:23,472	0:19,786	0:18,182
Runde 17	1:01,817	0:23,854	0:19,904	0:18,059	1:02,446	0:23,535	0:20,125	0:18,786	1:01,895	0:23,760	0:19,797	0:18,338	1:01,658	0:23,635	0:19,994	0:18,029	1:01,260	0:23,407	0:19,695	0:18,158
Runde 18	1:01,856	0:23,842	0:19,829	0:18,185	1:01,939	0:23,671	0:20,021	0:18,247	1:01,711	0:23,558	0:19,740	0:18,413	1:02,548	0:23,396	0:20,255	0:18,897	1:02,181	0:23,576	0:19,909	0:18,696
Runde 19	1:01,786	0:23,414	0:20,106	0:18,266	1:01,861	0:23,639	0:19,939	0:18,283	1:01,884	0:23,702	0:19,838	0:18,344	1:02,447	0:23,705	0:20,069	0:18,673	1:02,551	0:23,904	0:19,926	0:18,721
Runde 20	1:01,601	0:23,473	0:19,930	0:18,198	1:01,536	0:23,526	0:19,912	0:18,098	1:02,034	0:23,939	0:19,753	0:18,342	1:02,488	0:23,705	0:20,207	0:18,576	1:02,582	0:23,625	0:20,303	0:18,654
Runde 21	1:01,993	0:23,537	0:20,114	0:18,342	1:02,633	0:23,949	0:20,131	0:18,553	1:03,964	0:24,321	0:20,267	0:19,376	1:02,874	0:23,787	0:20,126	0:18,961	1:02,723	0:23,658	0:20,082	0:18,983






DEUTSCHE KART-MEISTERSCHAFT

Round 1: 12 - 14 / 04 / 2019

SOUTH GARDA - LONATO (ITA)

DMSB

DMSB RegNr 97-19

R 19 DSKM (KZ2) Race 2

Die schnellsten Zeiten

Ort	Nr. Fahrername	Zeit	Streckenl.	Ø Speed
Ziel	251 Gianni,Lorenzo	1:00,790	1200 m	71,1 km/h
Sektion 1	251 Gianni,Lorenzo	0:23,228	531 m	82,3 km/h
Sektion 2	251 Gianni,Lorenzo	0:19,645	390 m	71,5 km/h
Sektion 3	251 Gianni,Lorenzo	0:17,673	279 m	56,8 km/h

	Snr.210 Denner,Emilien FRA CPB SPORT			Snr.202 Pex,Jorrit NLD SP Motor Sport			Snr.209 Nombrot,Jean FRA CPB SPORT			Snr.204 Schmitz,Alexander DEU Renda Motorsport			Snr.252 Kallasmaa,Kaspar EST Kaspar Kallasmaa							
	theoretisch mögliche Bestzeit	Ziel	Sektion 3	theoretisch mögliche Bestzeit	Ziel	Sektion 3	theoretisch mögliche Bestzeit	Ziel	Sektion 3	theoretisch mögliche Bestzeit	Ziel	Sektion 3	theoretisch mögliche Bestzeit	Ziel	Sektion 3					
best	1:01,537	0:23,409	0:19,769	0:17,980	1:01,515	0:23,450	0:19,767	0:18,108	1:01,734	0:23,627	0:19,883	0:18,123	1:02,226	0:23,782	0:19,893	0:18,215	1:02,169	0:23,625	0:20,032	0:18,361
Runde 1	1:07,879	0:25,836	0:22,172	0:19,871	1:06,666	0:26,277	0:21,353	0:19,036	1:07,852	0:26,483	0:21,811	0:19,558	1:08,756	0:26,532	0:21,615	0:20,609	1:06,468	0:26,030	0:21,353	0:19,085
Runde 2	1:02,954	0:23,945	0:20,075	0:18,934	1:03,075	0:24,059	0:20,601	0:18,415	1:04,985	0:24,820	0:20,764	0:19,401	1:04,471	0:24,946	0:20,972	0:18,553	1:04,294	0:24,095	0:20,849	0:19,350
Runde 3	1:03,278	0:23,750	0:20,830	0:18,698	1:02,788	0:24,287	0:20,172	0:18,329	1:02,784	0:24,004	0:20,288	0:18,492	1:03,752	0:24,211	0:20,358	0:19,183	1:04,772	0:24,370	0:21,320	0:19,082
Runde 4	1:01,980	0:23,954	0:19,872	0:18,154	1:02,813	0:24,057	0:20,166	0:18,590	1:03,572	0:24,062	0:20,495	0:19,015	1:03,716	0:24,577	0:20,214	0:18,925	1:03,703	0:24,227	0:20,580	0:18,896
Runde 5	1:01,537	0:23,409	0:20,052	0:18,076	1:01,755	0:23,450	0:20,064	0:18,241	1:04,353	0:24,034	0:20,668	0:19,651	1:04,117	0:23,969	0:20,543	0:19,605	1:02,628	0:23,786	0:20,325	0:18,517
Runde 6	1:01,636	0:23,623	0:19,945	0:18,068	1:02,155	0:24,016	0:19,954	0:18,185	1:02,513	0:23,882	0:20,153	0:18,478	1:02,935	0:24,065	0:20,384	0:18,486	1:02,513	0:23,786	0:20,124	0:18,603
Runde 7	1:01,884	0:23,454	0:20,159	0:18,271	1:02,390	0:23,692	0:20,098	0:18,600	1:02,342	0:24,007	0:20,148	0:18,187	1:02,421	0:23,892	0:20,192	0:18,337	1:02,758	0:23,749	0:20,496	0:18,513
Runde 8	1:01,688	0:23,649	0:20,059	0:17,980	1:03,003	0:24,065	0:20,282	0:18,656	1:03,497	0:23,960	0:20,220	0:19,317	1:03,429	0:24,087	0:20,264	0:19,078	1:03,019	0:23,897	0:20,376	0:18,746
Runde 9	1:01,950	0:23,738	0:19,769	0:18,443	1:02,648	0:24,009	0:20,136	0:18,503	1:02,431	0:23,898	0:20,170	0:18,363	1:02,461	0:23,911	0:20,124	0:18,426	1:03,403	0:24,329	0:20,516	0:18,558
Runde 10	1:02,034	0:23,603	0:20,198	0:18,233	1:01,916	0:23,487	0:20,192	0:18,237	1:03,027	0:24,007	0:20,206	0:18,814	1:02,844	0:24,052	0:20,105	0:18,687	1:03,013	0:24,004	0:20,380	0:18,629
Runde 11	1:02,193	0:23,849	0:20,135	0:18,209	1:02,046	0:23,886	0:20,052	0:18,108	1:02,871	0:23,865	0:20,518	0:18,488	1:02,934	0:23,793	0:20,567	0:18,574	1:02,169	0:23,625	0:20,082	0:18,512
Runde 12	1:01,812	0:23,537	0:19,954	0:18,321	1:01,896	0:23,709	0:19,923	0:18,264	1:02,130	0:23,792	0:20,215	0:18,123	1:03,789	0:24,311	0:20,454	0:19,024	1:03,095	0:23,684	0:20,415	0:18,996
Runde 13	1:02,808	0:24,297	0:20,032	0:18,479	1:01,976	0:23,882	0:19,959	0:18,135	1:02,268	0:23,925	0:20,039	0:18,304	1:02,601	0:24,344	0:19,893	0:18,364	1:02,825	0:23,798	0:20,241	0:18,786
Runde 14	1:02,484	0:23,862	0:20,059	0:18,563	1:02,443	0:23,932	0:20,096	0:18,415	1:02,816	0:23,680	0:20,193	0:18,943	1:02,926	0:24,347	0:20,364	0:18,215	1:03,627	0:24,203	0:20,547	0:18,877
Runde 15	1:01,997	0:23,493	0:20,123	0:18,381	1:01,765	0:23,483	0:19,979	0:18,303	1:02,346	0:23,720	0:20,194	0:18,432	1:02,564	0:24,201	0:20,099	0:18,264	1:03,641	0:24,161	0:20,628	0:18,852
Runde 16	1:02,100	0:23,587	0:20,086	0:18,427	1:01,961	0:23,544	0:20,151	0:18,266	1:01,734	0:23,627	0:19,883	0:18,224	1:02,333	0:23,847	0:20,087	0:18,399	1:03,091	0:23,978	0:20,268	0:18,845
Runde 17	1:02,000	0:23,800	0:19,857	0:18,343	1:02,273	0:23,752	0:20,173	0:18,348	1:02,082	0:23,856	0:19,946	0:18,280	1:02,262	0:23,904	0:19,908	0:18,450	1:02,908	0:23,707	0:20,308	0:18,893
Runde 18	1:01,664	0:23,501	0:20,049	0:18,114	1:01,515	0:23,518	0:19,815	0:18,182	1:02,097	0:23,686	0:20,035	0:18,376	1:02,277	0:23,782	0:20,005	0:18,490	1:03,225	0:24,258	0:20,171	0:18,796
Runde 19	1:02,101	0:23,559	0:20,074	0:18,468	1:02,079	0:23,738	0:19,767	0:18,574	1:02,068	0:23,798	0:20,034	0:18,236	1:02,226	0:23,925	0:19,956	0:18,345	1:02,848	0:23,847	0:20,371	0:18,630
Runde 20	1:01,869	0:23,603	0:19,894	0:18,372	1:01,915	0:23,625	0:19,851	0:18,439	1:02,438	0:23,879	0:20,120	0:18,439	1:02,632	0:24,171	0:20,034	0:18,427	1:02,364	0:23,770	0:20,233	0:18,361
Runde 21	1:02,266	0:23,787	0:19,963	0:18,516	1:02,429	0:23,556	0:20,256	0:18,617	1:02,485	0:23,675	0:20,338	0:18,472	1:02,436	0:23,995	0:19,907	0:18,534	1:03,162	0:23,906	0:20,280	0:18,976







DEUTSCHE KART-MEISTERSCHAFT

Round 1: 12 - 14 / 04 / 2019

SOUTH GARDA - LONATO (ITA)




DMSB RegNr 97-19

R 19 OSKM (KZ2) Race 2

Die schnellsten Zeiten

Ort	Nr. Fahrername	Streckenl.	Zeit	Ø Speed
Ziel	251 Giannioli,Lorenzo	1200 m	1:00,790	71,1 km/h
Sektion 1	251 Giannioli,Lorenzo	531 m	0:23,228	82,3 km/h
Sektion 2	251 Giannioli,Lorenzo	390 m	0:19,645	71,5 km/h
Sektion 3	251 Giannioli,Lorenzo	279 m	0:17,673	56,8 km/h

	Snr.230 Tomteri,Paavo FIN TB Racing Team			Snr.220 Tubben,Max NLD CRG Holland			Snr.223 Davies,Dylan NLD DR SRL			Snr.229 Holdt,Christoph AUT Maranello Racing Team			Snr.203 Pex,Stan NLD SP Motor-Sp							
	theoretisch mögliche Bestzeit	Ziel	Sektion 3	theoretisch mögliche Bestzeit	Ziel	Sektion 3	theoretisch mögliche Bestzeit	Ziel	Sektion 3	theoretisch mögliche Bestzeit	Ziel	Sektion 3	theoretisch mögliche Bestzeit	Ziel	Sektion 3					
best	1:02,197	0:23,514	0:20,074	0:18,418	1:02,228	0:23,545	0:20,140	0:18,408	1:02,200	0:23,565	0:19,966	0:18,348	1:02,233	0:23,590	0:19,953	0:18,088	1:02,673	0:23,669	0:20,167	0:18,451
Runde 1	1:07,992	0:26,416	0:21,976	0:19,600	1:08,845	0:26,380	0:22,308	0:20,157	1:08,677	0:26,904	0:21,645	0:20,128	1:09,216	0:27,494	0:22,002	0:19,720	1:06,621	0:26,764	0:21,054	0:18,803
Runde 2	1:04,315	0:24,754	0:20,915	0:18,646	1:05,558	0:25,318	0:20,702	0:19,538	1:06,371	0:25,277	0:21,485	0:19,609	1:06,756	0:25,139	0:21,639	0:19,978	1:04,815	0:24,631	0:21,186	0:18,998
Runde 3	1:04,045	0:24,446	0:20,461	0:19,138	1:04,274	0:24,619	0:20,433	0:19,222	1:03,320	0:24,323	0:20,132	0:18,865	1:04,247	0:24,689	0:20,589	0:18,969	1:03,941	0:24,560	0:20,696	0:18,685
Runde 4	1:03,535	0:24,120	0:20,615	0:18,800	1:03,301	0:24,034	0:20,369	0:18,898	1:03,238	0:24,066	0:20,642	0:18,530	1:03,403	0:24,129	0:20,225	0:19,049	1:04,674	0:24,668	0:20,750	0:19,256
Runde 5	1:03,086	0:24,066	0:20,466	0:18,554	1:03,786	0:24,106	0:20,523	0:19,157	1:03,231	0:23,899	0:20,062	0:19,270	1:02,956	0:23,840	0:20,167	0:18,949	1:03,925	0:24,619	0:20,618	0:18,688
Runde 6	1:03,097	0:23,979	0:20,307	0:18,811	1:03,501	0:24,059	0:20,332	0:19,110	1:03,232	0:23,904	0:20,381	0:18,947	1:03,368	0:24,082	0:20,076	0:19,210	1:03,036	0:23,925	0:20,505	0:18,606
Runde 7	1:02,724	0:23,980	0:20,248	0:18,496	1:02,970	0:23,929	0:20,250	0:18,791	1:02,864	0:23,775	0:20,119	0:18,970	1:03,387	0:24,040	0:20,637	0:18,710	1:02,863	0:23,941	0:20,471	0:18,451
Runde 8	1:03,979	0:24,283	0:20,298	0:19,398	1:02,985	0:23,834	0:20,326	0:18,825	1:02,822	0:23,795	0:20,274	0:18,753	1:03,259	0:24,085	0:20,314	0:18,860	1:04,065	0:24,281	0:20,401	0:19,383
Runde 9	1:04,135	0:24,325	0:21,170	0:18,640	1:03,379	0:23,756	0:20,683	0:18,940	1:03,640	0:23,876	0:20,545	0:19,219	1:02,481	0:23,823	0:20,211	0:18,447	1:02,697	0:23,824	0:20,375	0:18,498
Runde 10	1:02,821	0:23,784	0:20,223	0:18,814	1:02,645	0:23,703	0:20,302	0:18,640	1:02,669	0:23,777	0:20,196	0:18,696	1:02,774	0:23,801	0:20,334	0:18,639	1:02,865	0:23,825	0:20,368	0:18,672
Runde 11	1:02,500	0:23,666	0:20,225	0:18,609	1:02,959	0:24,001	0:20,321	0:18,637	1:02,899	0:23,853	0:20,172	0:18,874	1:02,783	0:23,889	0:20,294	0:18,600	1:02,929	0:23,963	0:20,373	0:18,593
Runde 12	1:03,863	0:23,972	0:20,641	0:19,300	1:02,930	0:23,904	0:20,273	0:18,753	1:03,004	0:23,765	0:20,172	0:19,067	1:02,910	0:23,950	0:20,234	0:18,726	1:04,760	0:24,431	0:20,835	0:19,494
Runde 13	1:02,812	0:23,906	0:20,307	0:18,599	1:03,096	0:23,858	0:20,535	0:18,703	1:03,869	0:24,191	0:20,316	0:19,362	1:03,056	0:23,795	0:20,095	0:19,166	1:05,482	0:25,000	0:20,659	0:19,823
Runde 14	1:02,919	0:24,089	0:20,246	0:18,584	1:03,149	0:24,308	0:20,247	0:18,594	1:02,832	0:23,757	0:20,063	0:19,012	1:02,702	0:23,669	0:20,117	0:18,916	1:03,167	0:24,099	0:20,461	0:18,607
Runde 15	1:02,414	0:23,839	0:20,157	0:18,418	1:02,475	0:23,673	0:20,320	0:18,482	1:02,476	0:24,123	0:20,005	0:18,348	1:02,735	0:24,390	0:20,257	0:18,088	1:02,900	0:23,909	0:20,491	0:18,500
Runde 16	1:02,786	0:23,987	0:20,278	0:18,521	1:02,800	0:23,866	0:20,374	0:18,560	1:02,482	0:23,797	0:19,966	0:18,719	1:02,394	0:23,943	0:20,156	0:18,295	1:03,054	0:24,145	0:20,297	0:18,612
Runde 17	1:02,468	0:23,650	0:20,277	0:18,541	1:02,228	0:23,545	0:20,251	0:18,432	1:02,200	0:23,565	0:20,128	0:18,507	1:02,365	0:23,870	0:20,029	0:18,466	1:02,938	0:23,978	0:20,454	0:18,506
Runde 18	1:02,537	0:23,700	0:20,288	0:18,549	1:02,316	0:23,619	0:20,289	0:18,408	1:02,235	0:23,691	0:20,007	0:18,537	1:02,233	0:23,841	0:20,071	0:18,321	1:03,012	0:23,887	0:20,279	0:18,846
Runde 19	1:02,197	0:23,514	0:20,074	0:18,609	1:02,315	0:23,663	0:20,155	0:18,497	1:02,316	0:23,706	0:20,125	0:18,485	1:02,269	0:24,031	0:19,953	0:18,285	1:02,673	0:23,669	0:20,358	0:18,646
Runde 20	1:02,417	0:23,718	0:20,220	0:18,479	1:02,463	0:23,811	0:20,140	0:18,512	1:02,844	0:23,704	0:20,282	0:18,858	1:02,631	0:23,590	0:20,164	0:18,877	1:03,192	0:23,923	0:20,389	0:18,880
Runde 21	1:03,080	0:23,718	0:20,374	0:18,988	1:02,807	0:23,717	0:20,384	0:18,706	1:03,057	0:23,930	0:20,211	0:18,916	1:03,293	0:23,918	0:20,351	0:19,024	1:02,793	0:23,670	0:20,167	0:18,956





DEUTSCHE KART-MEISTERSCHAFT

Round 1: 12 - 14 / 04 / 2019

SOUTH GARDA - LONATO (ITA)




DMSB

DMSB RegNr 97-19

R 19 DS/KM (KZ2) Race 2

Die schnellsten Zeiten

Ort	Nr. Fahrername	Streckenl.	Zeit	Ø Speed
Ziel	251 Gianni,Lorenzo	1200 m	1:00,790	71,1 km/h
Sektion 1	251 Gianni,Lorenzo	531 m	0:23,228	82,3 km/h
Sektion 2	251 Gianni,Lorenzo	390 m	0:19,645	71,5 km/h
Sektion 3	251 Gianni,Lorenzo	279 m	0:17,673	56,8 km/h

	Smr.259 Sjökvist,Isak SWE Energy Corse srl			Smr.222 Paul,Maximilian DEU DR SRL			Smr.232 Luyet,Jean CHE CRG Holland			Smr.235 Marseglia,Leonardo Giuseppe ITA BIREL ART RACING KSW			Smr.215 Matisic,André DEU Solgat Motorsport			
	theoretisch mögliche Bestzeit 1:02,358			theoretisch mögliche Bestzeit 1:01,872			theoretisch mögliche Bestzeit 1:02,157			theoretisch mögliche Bestzeit 1:01,951			theoretisch mögliche Bestzeit 1:02,161			
best	Ziel	Sektion 1	Sektion 2	Sektion 3	Ziel	Sektion 1	Sektion 2	Sektion 3	Ziel	Sektion 1	Sektion 2	Sektion 3	Ziel	Sektion 1	Sektion 2	Sektion 3
Runde 1	1:02,729	0:23,714	0:20,025	0:18,619	1:02,416	0:26,284	0:22,115	0:19,017	1:02,535	0:23,719	0:19,905	0:18,533	1:02,224	0:23,789	0:19,848	0:18,314
Runde 2	1:08,444	0:26,810	0:21,567	0:20,067	1:07,416	0:26,284	0:22,115	0:19,017	1:08,728	0:26,642	0:22,140	0:19,946	1:08,656	0:27,393	0:21,244	0:20,019
Runde 3	1:05,475	0:25,142	0:21,334	0:18,999	1:04,028	0:24,405	0:20,319	0:19,304	1:07,434	0:25,410	0:21,514	0:20,510	1:07,107	0:25,255	0:21,650	0:20,202
Runde 4	1:03,929	0:24,312	0:20,481	0:19,136	1:03,712	0:24,123	0:20,651	0:18,938	1:04,441	0:24,553	0:20,558	0:19,330	1:04,500	0:24,902	0:20,290	0:19,308
Runde 5	1:03,121	0:23,992	0:20,257	0:18,872	1:04,809	0:24,763	0:21,425	0:18,621	1:03,637	0:24,388	0:20,245	0:19,004	1:03,715	0:24,168	0:20,530	0:19,017
Runde 6	1:04,044	0:24,485	0:20,335	0:19,224	1:03,924	0:24,666	0:20,720	0:18,538	1:03,006	0:24,159	0:20,268	0:18,579	1:04,965	0:25,085	0:20,428	0:19,502
Runde 7	1:03,236	0:24,039	0:20,282	0:18,915	1:02,970	0:23,744	0:20,467	0:18,759	1:02,907	0:23,925	0:20,105	0:18,877	1:03,351	0:23,954	0:20,417	0:18,980
Runde 8	1:03,386	0:24,082	0:20,233	0:19,071	1:02,983	0:24,161	0:20,229	0:18,593	1:03,362	0:24,068	0:20,400	0:18,894	1:03,441	0:24,034	0:20,353	0:19,054
Runde 9	1:02,732	0:23,714	0:20,204	0:18,814	1:03,971	0:24,381	0:20,378	0:19,212	1:03,180	0:23,865	0:20,664	0:18,651	1:02,232	0:23,889	0:20,378	0:18,965
Runde 10	1:03,138	0:23,918	0:20,246	0:18,974	1:05,536	0:24,079	0:21,755	0:19,702	1:03,861	0:24,131	0:20,911	0:18,819	1:02,361	0:24,066	0:20,466	0:18,447
Runde 11	1:03,086	0:23,824	0:20,298	0:18,964	1:03,183	0:24,380	0:20,297	0:18,506	1:03,247	0:24,065	0:20,649	0:18,533	1:03,222	0:24,546	0:20,176	0:18,500
Runde 12	1:02,958	0:23,903	0:20,214	0:18,841	1:03,395	0:24,057	0:20,666	0:18,672	1:03,026	0:24,091	0:20,252	0:18,683	1:02,224	0:23,868	0:20,042	0:18,314
Runde 13	1:03,811	0:24,000	0:20,445	0:19,366	1:03,388	0:24,034	0:20,479	0:18,875	1:02,586	0:23,719	0:20,333	0:18,534	1:02,453	0:23,789	0:20,236	0:18,428
Runde 14	1:03,301	0:24,082	0:20,150	0:19,069	1:03,397	0:24,066	0:20,170	0:19,161	1:03,190	0:23,814	0:20,306	0:19,070	1:03,036	0:24,075	0:20,057	0:18,904
Runde 15	1:02,998	0:23,854	0:20,197	0:18,998	1:03,371	0:24,124	0:20,253	0:18,994	1:03,022	0:23,940	0:20,117	0:18,965	1:03,468	0:23,837	0:20,965	0:18,666
Runde 16	1:02,845	0:23,809	0:20,417	0:18,619	1:02,963	0:23,942	0:20,212	0:18,809	1:03,146	0:23,916	0:20,392	0:18,838	1:02,715	0:24,012	0:20,109	0:18,594
Runde 17	1:02,729	0:23,984	0:20,123	0:18,622	1:04,809	0:24,774	0:20,718	0:19,317	1:04,113	0:23,855	0:21,282	0:18,976	1:04,210	0:23,873	0:21,123	0:19,214
Runde 18	1:03,009	0:24,032	0:20,127	0:18,850	1:02,626	0:24,173	0:20,042	0:18,411	1:02,755	0:24,014	0:20,200	0:18,541	1:02,794	0:24,063	0:20,101	0:18,630
Runde 19	1:02,796	0:23,824	0:20,025	0:18,947	1:02,537	0:24,057	0:19,990	0:18,490	1:02,645	0:23,851	0:20,219	0:18,575	1:02,522	0:23,805	0:20,043	0:18,674
Runde 20	1:03,039	0:23,869	0:20,263	0:18,907	1:02,817	0:23,995	0:20,047	0:18,775	1:02,535	0:23,763	0:20,123	0:18,649	1:02,677	0:23,797	0:20,115	0:18,765
Runde 21	1:02,870	0:23,782	0:20,125	0:18,963	1:02,245	0:23,675	0:20,238	0:18,332	1:02,683	0:23,835	0:20,061	0:18,787	1:02,519	0:23,824	0:19,986	0:18,709
					1:02,251	0:23,708	0:19,865	0:18,678	1:02,688	0:24,168	0:19,905	0:18,615	1:02,744	0:24,053	0:20,148	0:18,543





DEUTSCHE KART-MEISTERSCHAFT

Round 1: 12 - 14 / 04 / 2019

SOUTH GARDA - LONATO (ITA)




DMSB RegNr 97-19

R 19 DS KM (KZ2) Race 2

Die schnellsten Zeiten

Ort	Nr. Fahrername	Zeit	Streckenl.	Ø Speed
Ziel	251 Giannioli,Lorenzo	1:00,790	1200 m	71,1 km/h
Sektion 1	251 Giannioli,Lorenzo	0:23,228	531 m	82,3 km/h
Sektion 2	251 Giannioli,Lorenzo	0:19,645	390 m	71,5 km/h
Sektion 3	251 Giannioli,Lorenzo	0:17,873	279 m	56,8 km/h

	Smr.226 Netiowski,Daniel CZE GREGOR KART S.R.O.			Smr.231 Mielei,Noah SWE JP Racing			Smr.260 Rosati,Fabrizio ITA SRP Racing Team			Smr.211 Curto,Alessio DEU Valter Motorsport			Smr.206 Weber,Stefan DEU Kartshop Ampfing			
	theoretisch mögliche Bestzeit	Ziel	Sektion 3	theoretisch mögliche Bestzeit	Ziel	Sektion 3	theoretisch mögliche Bestzeit	Ziel	Sektion 3	theoretisch mögliche Bestzeit	Ziel	Sektion 3	theoretisch mögliche Bestzeit	Ziel	Sektion 3	
best	1:02,454	0:23,788	0:20,053	0:18,574	1:02,612	0:23,946	0:19,944	0:18,351	1:02,881	0:23,613	0:20,263	0:18,539	1:02,871	0:24,089	0:20,014	0:18,484
Runde 1	1:07,743	0:26,496	0:21,752	0:19,495	1:08,013	0:26,495	0:21,370	0:20,148	1:11,570	17:41,228	0:21,067	16:50,725	1:09,678	0:27,632	0:22,320	0:19,776
Runde 2	1:05,582	0:24,760	0:20,814	0:20,008	1:05,781	0:25,325	0:20,856	0:19,600	1:06,077	0:25,349	0:21,545	0:19,183	1:06,106	0:24,853	0:21,626	0:19,627
Runde 3	1:04,020	0:24,188	0:20,610	0:19,222	1:04,778	0:25,356	0:20,652	0:18,770	1:03,945	0:24,314	0:20,639	0:18,992	1:06,183	0:25,621	0:20,798	0:19,764
Runde 4	1:03,261	0:23,974	0:20,250	0:19,037	1:04,891	0:24,320	0:20,374	0:20,197	1:06,042	0:24,780	0:21,057	0:20,205	1:04,649	0:25,056	0:20,808	0:18,785
Runde 5	1:03,772	0:24,208	0:20,477	0:19,087	1:04,786	0:24,871	0:20,629	0:19,286	1:04,612	0:24,893	0:20,875	0:18,844	1:04,471	0:24,938	0:20,369	0:19,164
Runde 6	1:04,506	0:24,039	0:20,564	0:19,903	1:03,431	0:23,946	0:20,439	0:19,046	1:04,821	0:24,217	0:21,100	0:19,504	1:04,314	0:24,682	0:20,523	0:19,109
Runde 7	1:03,263	0:24,099	0:20,317	0:18,847	1:03,287	0:24,124	0:20,126	0:19,037	1:04,554	0:24,105	0:21,060	0:19,389	1:03,991	0:24,456	0:20,594	0:18,941
Runde 8	1:03,541	0:24,496	0:20,415	0:18,630	1:03,177	0:24,133	0:20,246	0:18,798	1:03,544	0:24,316	0:20,494	0:18,734	1:03,915	0:24,957	0:20,318	0:18,640
Runde 9	1:03,703	0:24,436	0:20,573	0:18,694	1:03,860	0:24,468	0:20,626	0:18,766	1:03,678	0:24,276	0:20,661	0:18,741	1:03,589	0:24,939	0:20,550	0:18,815
Runde 10	1:03,045	0:24,034	0:20,289	0:18,722	1:03,542	0:24,467	0:20,231	0:18,844	1:03,309	0:24,082	0:20,587	0:18,640	1:03,251	0:24,527	0:20,026	0:18,698
Runde 11	1:02,454	0:23,788	0:20,053	0:18,613	1:03,093	0:24,133	0:20,216	0:18,744	1:03,334	0:23,842	0:20,953	0:18,539	1:03,193	0:24,452	0:20,257	0:18,484
Runde 12	1:03,292	0:23,917	0:20,622	0:18,753	1:02,612	0:24,090	0:20,171	0:18,351	1:03,418	0:24,083	0:20,580	0:18,755	1:03,328	0:24,266	0:20,345	0:18,717
Runde 13	1:03,456	0:23,983	0:20,150	0:19,323	1:03,590	0:24,233	0:20,464	0:18,893	1:03,846	0:24,039	0:20,735	0:19,072	1:03,425	0:24,348	0:20,427	0:18,650
Runde 14	1:03,321	0:23,969	0:20,298	0:19,054	1:03,415	0:24,250	0:20,290	0:18,875	1:03,776	0:24,426	0:20,717	0:18,633	1:03,455	0:24,445	0:20,308	0:18,702
Runde 15	1:03,202	0:24,026	0:20,151	0:19,025	1:03,223	0:24,094	0:20,048	0:19,081	1:03,262	0:23,613	0:20,475	0:19,174	1:03,423	0:24,243	0:20,450	0:18,730
Runde 16	1:03,725	0:23,979	0:20,631	0:19,115	1:02,934	0:24,076	0:20,139	0:18,719	1:02,881	0:23,927	0:20,263	0:18,691	1:02,813	0:24,103	0:20,075	0:18,635
Runde 17	1:04,835	0:25,454	0:20,548	0:18,833	1:03,041	0:24,069	0:20,129	0:18,843	1:03,345	0:23,922	0:20,446	0:19,077	1:03,427	0:24,186	0:20,257	0:18,984
Runde 18	1:03,109	0:24,242	0:20,229	0:18,638	1:03,425	0:24,338	0:20,032	0:19,055	1:03,639	0:23,864	0:20,383	0:19,392	1:03,330	0:23,930	0:20,248	0:19,152
Runde 19	1:02,928	0:24,086	0:20,079	0:18,763	1:02,751	0:24,120	0:19,944	0:18,687	1:03,469	0:23,711	0:20,970	0:18,788	1:03,376	0:24,091	0:20,316	0:18,969
Runde 20	1:02,762	0:23,982	0:20,108	0:18,672	1:03,372	0:24,249	0:20,063	0:19,060	1:03,118	0:23,710	0:20,546	0:18,862	1:03,211	0:24,021	0:20,107	0:19,083
Runde 21	1:03,368	0:24,448	0:20,346	0:18,574	1:03,617	0:24,298	0:20,286	0:19,033	1:03,314	0:23,745	0:20,626	0:18,943	1:03,288	0:24,008	0:20,156	0:19,124





DEUTSCHE KART-MEISTERSCHAFT

Round 1: 12 - 14 / 04 / 2019

SOUTH GARDA - LONATO (ITA)




DMSB RegNr 97-19

R 19 DSKM (KZ2) Race 2

Die schnellsten Zeiten

Ort	Nr. Fahrername	Zeit	Streckenl.	Ø Speed
Ziel	251 Gianni,Lorenzo	1:00,790	1200 m	71,1 km/h
Sektion 1	251 Gianni,Lorenzo	0:23,228	531 m	82,3 km/h
Sektion 2	251 Gianni,Lorenzo	0:19,645	390 m	71,5 km/h
Sektion 3	251 Gianni,Lorenzo	0:17,673	279 m	56,8 km/h

	Smr.219 Sjöberg,Jesper SWE CRG Holland			Smr.233 Luyet,Samuel CHE CRG Holland			Smr.212 Rati,Cyril CHE Kart-Club Oerlikon			Smr.277 Javurek,Dominik CZE JOKA RACING			Smr.225 Talas,Jakub CZE JOKA RACING							
	theoretisch mögliche Bestzeit	Sektion 2	Sektion 3	theoretisch mögliche Bestzeit	Sektion 1	Sektion 3	theoretisch mögliche Bestzeit	Sektion 1	Sektion 2	Sektion 3	theoretisch mögliche Bestzeit	Sektion 1	Sektion 2	Sektion 3	theoretisch mögliche Bestzeit	Sektion 1	Sektion 2	Sektion 3		
best	1:02,828	0:24,026	0:20,011	0:18,493	1:03,897	0:24,369	0:20,549	0:18,776	1:03,601	0:24,349	0:20,381	0:18,771	1:05,115	0:24,743	0:20,679	0:19,441	1:05,346	0:24,885	0:20,704	0:19,422
Runde 1	1:08,399	0:26,671	0:21,771	0:19,957	1:08,556	0:26,766	0:21,512	0:20,278	1:09,231	0:27,111	0:22,143	0:19,977	1:09,234	0:27,375	0:21,703	0:20,156	1:10,471	0:28,341	0:21,710	0:20,470
Runde 2	1:06,898	0:25,105	0:21,625	0:20,168	1:08,439	0:25,896	0:21,663	0:20,880	1:06,861	0:25,028	0:21,885	0:19,948	1:07,316	0:25,197	0:21,581	0:20,538	1:06,150	0:25,285	0:21,338	0:19,527
Runde 3	1:05,809	0:25,146	0:20,939	0:19,724	1:05,897	0:25,677	0:21,053	0:19,167	1:06,108	0:25,314	0:21,123	0:19,671	1:06,763	0:25,746	0:21,000	0:20,017	1:06,282	0:25,334	0:20,979	0:19,969
Runde 4	1:04,660	0:25,129	0:20,523	0:19,008	1:04,549	0:24,838	0:20,917	0:18,794	1:04,700	0:25,072	0:20,421	0:19,207	1:05,535	0:24,768	0:20,903	0:19,864	1:06,626	0:25,536	0:20,725	0:20,365
Runde 5	1:04,578	0:24,816	0:20,473	0:19,289	1:04,588	0:24,860	0:20,629	0:19,099	1:04,373	0:24,533	0:20,673	0:19,167	1:05,488	0:24,998	0:20,776	0:19,714	1:05,693	0:25,507	0:20,704	0:19,482
Runde 6	1:04,289	0:24,578	0:20,540	0:19,171	1:04,443	0:24,534	0:20,814	0:19,095	1:04,294	0:24,737	0:20,435	0:19,122	1:05,260	0:24,815	0:20,679	0:19,766	1:05,670	0:25,117	0:20,818	0:19,735
Runde 7	1:04,731	0:24,884	0:20,839	0:19,008	1:04,040	0:24,519	0:20,745	0:18,776	1:04,451	0:24,571	0:20,823	0:19,057	1:05,371	0:24,755	0:20,944	0:19,672	1:06,210	0:25,442	0:20,969	0:19,799
Runde 8	1:04,383	0:24,825	0:20,315	0:19,243	1:04,355	0:24,647	0:20,714	0:18,994	1:05,143	0:24,806	0:20,690	0:19,647	1:05,115	0:24,743	0:20,931	0:19,441	1:05,628	0:25,157	0:20,852	0:19,619
Runde 9	1:04,363	0:24,998	0:20,486	0:18,879	1:04,506	0:24,734	0:20,755	0:19,017	1:04,821	0:25,206	0:20,465	0:19,150	1:05,739	0:24,931	0:21,118	0:19,690	1:05,719	0:25,044	0:20,854	0:19,821
Runde 10	1:03,863	0:24,663	0:20,460	0:18,740	1:04,558	0:24,750	0:20,804	0:19,004	1:03,601	0:24,449	0:20,381	0:18,771	1:05,604	0:25,200	0:20,771	0:19,633	1:06,154	0:25,405	0:21,088	0:19,661
Runde 11	1:04,003	0:24,619	0:20,417	0:18,967	1:04,889	0:24,585	0:20,734	0:19,570	1:04,535	0:24,867	0:20,390	0:19,278	1:06,026	0:25,412	0:21,010	0:19,604	1:05,346	0:24,885	0:21,039	0:19,422
Runde 12	1:03,180	0:24,292	0:20,175	0:18,713	1:04,232	0:24,674	0:20,597	0:18,961	1:04,140	0:24,542	0:20,607	0:18,991	1:08,654	0:25,191	0:20,904	0:22,559				
Runde 13	1:03,204	0:24,243	0:20,178	0:18,783	1:05,390	0:25,025	0:21,115	0:19,250	1:03,754	0:24,409	0:20,446	0:18,899								
Runde 14	1:03,352	0:24,469	0:20,390	0:18,493	1:04,449	0:24,557	0:20,759	0:19,133	1:04,445	0:24,623	0:20,519	0:19,303								
Runde 15	1:03,411	0:24,315	0:20,011	0:19,085	1:03,897	0:24,369	0:20,549	0:18,979	1:03,795	0:24,349	0:20,455	0:18,991								
Runde 16	1:03,778	0:24,643	0:20,274	0:18,811	1:04,542	0:24,608	0:20,770	0:19,164												
Runde 17	1:02,828	0:24,026	0:20,037	0:18,765																
Runde 18																				







DEUTSCHE KART-MEISTERSCHAFT

Round 1: 12 - 14 / 04 / 2019

SOUTH GARDA - LONATO (ITA)

DMSB

DMSB RegNr 97-19

R 19 DSKM (KZZ) Race 2

Die schnellsten Zeiten

Ort	Nr. Fahrername	Zeit	Streckenl.	Ø Speed
Ziel	251 Giannioli,Lorenzo	1:00,790	1200 m	71,1 km/h
Sektion 1	251 Giannioli,Lorenzo	0:23,228	531 m	82,3 km/h
Sektion 2	251 Giannioli,Lorenzo	0:19,645	390 m	71,5 km/h
Sektion 3	251 Giannioli,Lorenzo	0:17,673	279 m	56,8 km/h

	Smr.257 Fusco,Giuseppe ITA	Smr.208 Mrosek,Michael DEU	Smr.234 Longhi,Riccardo ITA	
	Renda motorsport	Team AK-Racing	BIREL ART RACING KSW	
	theoretisch mögliche Bestzeit 1:05,056	theoretisch mögliche Bestzeit 1:05,882	theoretisch mögliche Bestzeit 1:12,842	
best	Ziel Sektion 1 Sektion 2 Sektion 3 1:05,265 0:24,991 0:20,741 0:19,324	Ziel Sektion 1 Sektion 2 Sektion 3 1:06,286 0:25,530 0:21,001 0:19,351	Ziel Sektion 1 Sektion 2 Sektion 3 1:12,842 0:26,443 0:21,644 0:24,755	Ziel Sektion 1 Sektion 2 Sektion 3
Runde 1	1:10,584 0:28,086 0:21,900 0:20,598	1:13,474 0:27,668 0:22,605 0:23,201	1:12,842 0:26,443 0:21,644 0:24,755	
Runde 2	1:07,628 0:26,125 0:21,526 0:19,977	1:07,041 0:25,555 0:21,593 0:19,893		
Runde 3	1:06,175 0:25,534 0:21,143 0:19,498	1:06,286 0:25,746 0:21,189 0:19,351		
Runde 4	1:06,172 0:25,539 0:21,001 0:19,632	1:06,456 0:25,719 0:21,322 0:19,415		
Runde 5	1:06,381 0:25,417 0:21,274 0:19,690	1:06,478 0:25,772 0:21,218 0:19,488		
Runde 6	1:05,890 0:25,722 0:20,769 0:19,399	1:06,657 0:25,885 0:21,001 0:19,771		
Runde 7	1:05,579 0:25,262 0:20,741 0:19,576	1:06,681 0:25,530 0:21,259 0:19,892		
Runde 8	1:05,835 0:25,615 0:20,896 0:19,324	1:07,140 0:25,633 0:21,309 0:20,198		
Runde 9	1:05,265 0:24,991 0:20,861 0:19,413			
Runde 10	1:06,146 0:25,017 0:21,634 0:19,495			
Runde 11				

R 15 DSKM (KZ2) Race 1

Strecke / track: 1200m

started: 33 classified: 33 not classified: 0 not started: 1

fastest Lap Fabrizio ROSATI at: 0:49,586

Pos	Str. Nr.	Fahrer Driver	Nation	Bewerber/Sponsor	Nation	Lizenz B-Lizenz	Chassis/Motor/Reifen	Penalty	Runden Laps	Gesamtzeit Differenz	Abstand Gap	beste Runde best Lap	in R. in L.	o Geschw. o Speed
1	260	ROSATI, Fabrizio	ITA	SRP Racing Team	DEU	366709 KBF1156791	Maranello / TM / Vega		21	18:00,381		0:49,586	6	84 km/h 87,1 km/h
2	201	FEDERER, Fabian	ITA	SRP Racing Team	DEU	353643 KBF1156791	Maranello / TM / Vega		21	18:19,144 0:18,763	0:18,763	0:50,883	20	82,5 km/h 84,9 km/h
3	254	POLLINI, Giacomo	ITA	N.G.M. MOTORSPORT	ITA	299783 385371	FORMULA K / TM RACING / Vega		21	18:19,954 0:19,573	0:00,810	0:50,664	21	82,5 km/h 85,3 km/h
4	203	PEX, Stan	NLD	SP Motor Sp	NLD	31772 i.b.a.	Kart Republic / TM / Vega		21	18:24,429 0:24,948	0:04,475	0:50,678	21	82,1 km/h 85,2 km/h
5	221	IGLESIAS, Jérémy	FRA	RS Schumacher Racing Team	DEU	187987 KBF1067587	IPK Praga / IAME / Vega		21	18:28,639 0:28,258	0:04,210	0:51,266	19	81,8 km/h 84,3 km/h
6	251	GIANNONI, Lorenzo	ITA	CPB SPORT	FRA	302413 232241-1	SODI / TM / Vega		21	18:31,362 0:30,981	0:02,723	0:51,162	21	81,6 km/h 84,4 km/h
7	202	PEX, Jorrit	NLD	SP Motor Sport	NLD	27382 i.b.a.	Kart Republic / TM / Vega		21	18:42,896 0:42,515	0:11,534	0:51,028	21	80,8 km/h 84,7 km/h
8	220	TUBBEN, Max	NLD	CRG Holland	NLD	10197 15521	CRG / TM / Vega		21	18:46,248 0:45,887	0:03,372	0:51,736	19	80,5 km/h 83,5 km/h
9	204	SCHMITZ, Alexander	DEU	Renda Motorsport	ITA	IKA1120614 322880	Tony Kart / Vortex / Vega		21	18:47,829 0:47,448	0:01,561	0:51,616	19	80,4 km/h 83,7 km/h
10	222	PAUL, Maximilian	DEU	DR SRL	ITA	IKB1140086 296449	DR / Modena / Vega		21	18:49,638 0:49,257	0:01,809	0:51,804	21	80,3 km/h 83,4 km/h
11	210	DENNER, Emilien	FRA	CPB SPORT	FRA	141283E1 232241	SODI / TM / Vega	5 sec.	21	18:49,717 0:49,336	0:00,079	0:51,202	21	80,3 km/h 84,4 km/h
12	233	LUYET, Samuel	CHE	CRG Holland	NLD	505064 15521	CRG / TM / Vega	5 sec.	21	18:51,343 0:50,962	0:01,626	0:50,840	19	80,2 km/h 85 km/h
13	211	CURTO, Alessio	DEU	Valier Motorsport	DEU	IKC1125805 KBF1063735	SODI / TM / Vega	5 sec.	21	18:56,387 0:56,006	0:05,044	0:51,533	20	79,8 km/h 83,8 km/h
14	252	KALLASMAA, Kaspar	EST	Kaspar Kallasmaa	EST	K916 E115	Energy / TM / Vega		20	18:04,025 1 R	1 R	0:51,834	20	79,7 km/h 83,3 km/h
15	229	HOLD, Christoph	AUT	Maranello Racing Team	AUT	JK2017 BK003	Maranello / TM / Vega		20	18:05,522 1 R	0:01,497	0:51,794	17	79,6 km/h 83,4 km/h
16	230	TONTERI, Paavo	FIN	TB Racing Team	DEU	31303491 KBF116906	KR / IAME / Vega		20	18:05,864 1 R	0:00,342	0:52,128	20	79,6 km/h 82,9 km/h
17	257	FUSCO, Giuseppe	ITA	Renda motorsport	ITA	339410 322880	Birel Art / Vortex / Vega	5 sec.	20	18:10,291 1 R	0:04,427	0:52,461	20	79,2 km/h 82,3 km/h
18	215	MATISIC, André	DEU	Salgat Motorsport	DEU	IKB1083048 1079882	Birel Art / TM / Vega		20	18:30,693 1 R	0:20,402	0:52,681	14	77,8 km/h 82 km/h
19	232	LUYET, Jean	CHE	CRG Holland	NLD	505028 15521	CRG / TM / Vega	5 sec.	20	18:31,440 1 R	0:00,767	0:51,330	20	77,7 km/h 84,2 km/h
20	216	TORNQVIST PERSSON, Benjamin	SWE	CRG Holland	NLD	199810314592 15521	CRG / TM / Vega		18	16:21,825 3 R	2 R	0:51,974	17	79,2 km/h 83,1 km/h
21	223	DAVIES, Dylan	NLD	DR SRL	ITA	19701 296449	DR / Modena / Vega		17	15:30,705 4 R	1 R	0:52,234	13	78,9 km/h 82,7 km/h
22	208	MROSEK, Michael	DEU	Team AK-Racing	AUT	IKC1131164 BK005	Intrepid / TM / Vega	5 sec.	17	15:37,082 4 R	0:06,377	0:52,182	14	78,4 km/h 82,8 km/h
23	209	NOMBLLOT, Jean	FRA	CPB SPORT	FRA	119783 232241	SODI / TM / Vega		15	13:50,566 6 R	2 R	0:52,736	14	78 km/h 81,9 km/h
24	212	RATL, Cyril	CHE	Kart-Club Oberikon	CHE	505053 500006	CRG / TM / Vega		15	13:51,142 6 R	0:00,576	0:52,567	13	78 km/h 82,2 km/h
25	235	MARSEGLIA, Leonardo Giuseppe	ITA	BIREL ART RACING KSW	AUT	336013 BK102	Birel Art / TM / Vega		13	12:08,611 8 R	2 R	0:53,300	12	77,1 km/h 81,1 km/h
26	226	NETIAGOVSII, Daniel	CZE	GREGOR KART S.R.O.	CZE	19AS0200 19AT00491	CRG / TM / Vega		13	12:09,465 8 R	0:00,854	0:53,425	12	77 km/h 80,9 km/h
27	231	MILELL, Noah	SWE	JP Racing	SWE	200007286719 105	Expirit / Vortex / Vega		12	10:40,143 9 R	1 R	0:51,782	12	81 km/h 83,4 km/h
28	259	SJOKVIST, Isak	SWE	Energy Corse srl	ITA	200108127572 295423	Energy / TM / Vega		11	10:21,721 10 R	1 R	0:54,112	11	76,4 km/h 79,8 km/h
29	206	WEBER, Stefan	DEU	Kartshop Ampling	DEU	IKB1104391 KBF1108764	Kosmik / TM / Vega		11	10:22,152 10 R	0:00,431	0:54,216	10	76,4 km/h 79,7 km/h
30	277	JAVUREK, Dominik	CZE	JOKA RACING	CZE	19AS0193 19AT01111	Birel Art / TM / Vega		9	8:27,705 12 R	2 R	0:53,930	7	76,6 km/h 80,1 km/h
31	219	SJÖBERG, Jesper	SWE	CRG Holland	NLD	199910020057 15521	CRG / TM / Vega		8	7:32,074 13 R	1 R	0:53,934	7	76,4 km/h 80,1 km/h
32	225	TALAS, Jakub	CZE	JOKA RACING	CZE	19AS0135 19AT01111	Birel Art / TM / Vega		7	6:37,322 14 R	1 R	0:53,694	7	76,1 km/h 80,5 km/h
33	234	LONGHI, Riccardo	ITA	BIREL ART RACING KSW	AUT	i.b.a. BK102	Birel Art / TM / Vega		4	4:00,862 17 R	3 R	0:53,860	2	71,7 km/h 80,2 km/h
the following drivers did not start.														
DNS	255	BACIUSKA, Rokas	LTU	CPB SPORT	FRA	2019-KIB40 232241-1	SODI / TM / Vega		DNS					

StNr. 257,211,232,210,233 5 sec penalty Frontfaring

StNr. 208 5 sec penalty Pushing

Rennleitung: Pasquale Lupoli Racedirektor: Horst Seidel

Sportkommissare: Nikolas Spaderna / Ulrich Bell / Paola Acerbi

Techn. Kommissare: Hans-Jürgen Dangers / M. Grasshoff / C. Schmidt

Zeitnahme: KART-DATA timing service Franz Schieszler

Zeitnahme / timekeeping

control
Schieszler
Franz Schieszler

freigegeben: 11:19:49






DEUTSCHE KART-MEISTERSCHAFT

Round 1: 12 - 14 / 04 / 2019

SOUTH GARDA - LONATO (ITA)



DMSB

DMSB RegNr 97-19

R 15 DSKM (KZ2) Race 1

Fahrername Driver	Rosati Fabrizio	Federer Fabian	Pollini Giacomo	Pex Stan	Iglesias Jérémy	Giannoni Lorenzo	Pex Jorrit	Denner Emilien	Tubben Max	Luyet Samuel	Schmitz Alexander	Paul Maximilian
schnellste Runde in Runde	0:49,586 Rn. 6	0:50,883 Rn. 20	0:50,664 Rn. 21	0:50,678 Rn. 21	0:51,266 Rn. 19	0:51,162 Rn. 21	0:51,028 Rn. 21	0:51,202 Rn. 21	0:51,736 Rn. 19	0:50,840 Rn. 19	0:51,616 Rn. 19	0:51,804 Rn. 21
Speed	87,1 km/h	84,9 km/h	85,3 km/h	85,2 km/h	84,3 km/h	84,4 km/h	84,7 km/h	84,4 km/h	83,5 km/h	85,0 km/h	83,7 km/h	83,4 km/h
Lap 1	0:59,419	0:54,635	0:54,269	0:55,840	0:56,115	0:56,327	0:58,460	0:58,327	0:57,797	0:58,945	0:57,969	0:58,298
Lap 2	0:54,230	0:52,961	0:53,240	0:53,592	0:53,660	0:53,519	0:55,221	0:55,471	0:55,509	0:55,556	0:55,904	0:55,515
Lap 3	0:51,741	0:53,853	0:54,337	0:53,511	0:53,631	0:53,750	0:55,904	0:55,306	0:55,065	0:56,404	0:55,596	0:55,470
Lap 4	0:50,426	0:53,441	0:53,657	0:53,395	0:53,823	0:53,837	0:54,555	0:54,639	0:54,556	0:56,388	0:54,621	0:54,436
Lap 5	0:50,295	0:53,039	0:53,425	0:53,496	0:53,094	0:53,796	0:53,926	0:54,578	0:53,899	0:54,088	0:54,218	0:54,308
Lap 6	0:49,586	0:52,884	0:53,115	0:53,244	0:53,406	0:54,087	0:54,199	0:54,276	0:54,212	0:54,324	0:54,135	0:54,860
Lap 7	0:50,270	0:52,601	0:52,930	0:53,046	0:53,065	0:53,638	0:53,470	0:53,788	0:53,537	0:54,130	0:53,337	0:54,443
Lap 8	0:50,581	0:52,542	0:52,898	0:52,761	0:52,797	0:53,577	0:53,208	0:53,783	0:53,405	0:54,084	0:53,705	0:53,746
Lap 9	0:50,466	0:52,209	0:52,729	0:52,481	0:52,618	0:53,309	0:53,432	0:54,438	0:53,614	0:53,313	0:53,384	0:53,592
Lap 10	0:50,385	0:52,173	0:52,256	0:52,257	0:52,723	0:52,608	0:52,939	0:53,199	0:53,475	0:53,453	0:53,570	0:53,341
Lap 11	0:50,428	0:52,024	0:52,069	0:52,202	0:52,409	0:52,614	0:52,763	0:53,406	0:53,054	0:53,229	0:54,026	0:52,941
Lap 12	0:51,456	0:51,876	0:51,826	0:52,232	0:52,171	0:52,362	0:52,674	0:52,895	0:52,855	0:52,816	0:52,991	0:52,980
Lap 13	0:50,950	0:51,713	0:51,739	0:52,264	0:52,310	0:52,053	0:52,380	0:52,662	0:52,658	0:52,958	0:52,737	0:52,690
Lap 14	0:51,480	0:51,742	0:51,645	0:52,062	0:52,037	0:51,904	0:52,450	0:52,518	0:53,129	0:52,250	0:53,303	0:53,411
Lap 15	0:50,499	0:51,643	0:51,468	0:51,625	0:51,865	0:51,737	0:52,606	0:52,009	0:52,495	0:51,891	0:52,220	0:52,366
Lap 16	0:50,475	0:51,440	0:51,362	0:51,490	0:52,305	0:51,470	0:51,868	0:52,107	0:52,440	0:51,516	0:52,178	0:52,342
Lap 17	0:50,469	0:51,316	0:51,075	0:51,160	0:51,402	0:51,448	0:51,898	0:51,847	0:52,301	0:51,280	0:52,057	0:52,249
Lap 18	0:50,674	0:51,243	0:50,978	0:51,211	0:51,458	0:51,538	0:51,685	0:51,612	0:52,140	0:51,058	0:51,944	0:52,608
Lap 19	0:50,895	0:51,051	0:50,803	0:51,185	0:51,266	0:51,290	0:51,596	0:51,771	0:51,736	0:50,840	0:51,616	0:51,999



DKM

DEUTSCHE KART-MEISTERSCHAFT




Round 1: 12 - 14 / 04 / 2019

SOUTH GARDA - LONATO (ITA)



DMSB RegNr 97-19

R 15 DSKM (KZ2) Race 1

Fahrename	Rosati Fabrizio	Federer Fabian	Pollini Giacomo	Pex Stan	Iglesias Jérémy	Giannoni Lorenzo	Pex Jorrit	Denner Emilien	Tubben Max	Luyet Samuel	Schmitz Alexander	Paul Maximilian
Driver												
Lap 20	0:50,175	<u>0:50,883</u>	0:50,694	0:50,772	0:51,296	0:51,224	0:51,531	0:51,348	0:51,783	0:51,062	0:52,031	0:51,908
Lap 21	0:49,820	0:50,932	<u>0:50,664</u>	<u>0:50,678</u>	0:51,322	<u>0:51,162</u>	<u>0:51,028</u>	<u>0:51,202</u>	0:52,114	0:51,172	0:51,857	<u>0:51,804</u>






DEUTSCHE KART-MEISTERSCHAFT

Round 1: 12 - 14 / 04 / 2019

SOUTH GARDA - LONATO (ITA)

DMSB



DMSB RegNr 97-19

R 15 DSKM (KZ2) Race 1

Fahrername Driver	Curto Alessio	Kallasmaa Kaspar	Fusco Giuseppe	Hold Christoph	Tonteri Paavo	Luyet Jean	Matisic André	Persson Benjamin	Davies Dylan	Mrosek Michael	Nombrot Jean	Ratl Cyril
schnellste Runde in Runde	0:51,533 Rn. 20	0:51,834 Rn. 20	0:52,461 Rn. 20	0:51,794 Rn. 17	0:52,128 Rn. 20	0:51,330 Rn. 20	0:52,681 Rn. 14	0:51,974 Rn. 17	0:52,234 Rn. 13	0:52,182 Rn. 14	0:52,736 Rn. 14	0:52,567 Rn. 13
Speed	83,8 km/h	83,3 km/h	82,3 km/h	83,4 km/h	82,9 km/h	84,2 km/h	82,0 km/h	83,1 km/h	82,7 km/h	82,8 km/h	81,9 km/h	82,2 km/h
Lap 1	0:59,336	0:59,154	0:59,620	1:00,479	0:59,642	0:58,515	0:59,696	1:00,210	1:00,823	1:00,331	0:58,000	0:59,910
Lap 2	0:56,448	0:56,780	0:55,144	0:57,028	0:56,738	0:55,693	0:56,307	0:56,470	0:56,915	0:56,881	0:56,975	0:57,400
Lap 3	0:55,139	0:55,882	0:57,137	0:56,299	0:56,794	0:56,032	0:56,143	0:56,217	0:56,749	0:57,227	0:56,673	0:57,908
Lap 4	0:57,214	0:55,837	0:55,086	0:56,159	0:56,269	0:55,788	0:56,039	0:55,714	0:55,517	0:55,514	0:57,658	0:55,709
Lap 5	0:53,689	0:54,663	0:54,577	0:55,532	0:55,482	0:54,930	0:54,842	0:55,787	0:55,537	0:55,527	0:56,702	0:55,484
Lap 6	0:53,918	0:54,032	0:53,880	0:55,138	0:54,410	0:54,570	0:54,279	0:55,215	0:55,059	0:54,851	0:55,543	0:55,497
Lap 7	0:54,217	0:53,699	0:53,911	0:54,206	0:54,004	0:54,068	0:53,816	0:54,371	0:54,409	0:54,272	0:55,092	0:56,307
Lap 8	0:53,969	0:53,754	0:54,125	0:54,265	0:53,562	0:53,940	0:53,886	0:53,781	0:54,670	0:54,532	0:55,189	0:54,660
Lap 9	0:53,389	0:53,471	0:53,969	0:53,255	0:53,372	0:53,488	0:53,319	0:53,224	0:53,557	0:53,626	0:55,176	0:53,435
Lap 10	0:53,450	0:53,860	0:53,948	0:52,843	0:53,074	0:54,571	0:54,014	0:52,964	0:52,838	0:52,977	0:54,049	0:54,024
Lap 11	0:53,563	0:53,354	0:53,994	0:52,730	0:52,872	0:54,302	0:53,265	0:52,823	0:52,712	0:52,812	0:53,829	0:53,252
Lap 12	0:53,035	0:53,121	0:53,991	0:52,326	0:52,871	0:53,435	0:53,162	0:52,601	0:52,477	0:52,615	0:53,332	0:52,976
Lap 13	0:52,758	0:52,736	0:52,938	0:52,437	0:52,709	0:52,782	0:53,476	0:52,777	0:52,234	0:52,401	0:53,079	0:52,567
Lap 14	0:52,640	0:53,395	0:53,124	0:52,651	0:52,753	0:52,852	0:52,681	0:52,716	0:52,298	0:52,182	0:52,736	0:53,016
Lap 15	0:52,367	0:52,868	0:52,745	0:53,635	0:53,863	1:16,614	0:52,688	0:54,092	0:53,441	0:53,038	0:53,049	0:53,078
Lap 16	0:52,115	0:52,653	0:52,822	0:52,669	0:52,323	0:52,510	0:52,835	0:52,701	0:52,720	0:52,770	0:52,770	0:53,078
Lap 17	0:51,996	0:52,982	0:52,678	0:51,794	0:52,146	0:52,770	0:52,933	0:51,974	0:52,983	0:54,014	0:52,770	0:53,078
Lap 18	0:51,848	0:51,944	0:52,570	0:52,517	0:52,307	0:51,629	1:00,968	0:52,420	0:52,983	0:54,014	0:52,770	0:53,078
Lap 19	0:51,765	0:51,921	0:52,774	0:51,929	0:52,618	0:51,445	1:00,052	0:52,420	0:52,983	0:54,014	0:52,770	0:53,078




DKM

DEUTSCHE KART-MEISTERSCHAFT




Round 1: 12 - 14 / 04 / 2019

SOUTH GARDA - LONATO (ITA)



DMSB RegNr 97-19

R 15 DSKM (KZ2) Race 1

Fahrername Driver	Curto Alessio	Kallasmaa Kaspar	Fusco Giuseppe	Hold Christoph	Tonteri Paavo	Luyet Jean	Matisic André	Persson Benjamin	Davies Dylan	Mrosek Michael	Nomblot Jean	Ratl Cyril
Lap 20	<u>0:51,533</u>	<u>0:51,834</u>	<u>0:52,461</u>	<u>0:52,078</u>	<u>0:52,128</u>	<u>0:51,330</u>	1:01,603					
Lap 21	0:51,607											






Round 1: 12 - 14 / 04 / 2019

SOUTH GARDA - LONATO (ITA)



DMSB RegNr 97-19

R 15 DSKM (KZ2) Race 1

Fahrername Driver	Leonardo Giuseppe	Nettagovskii Daniel	Milell Noah	Sjokvist Isak	Weber Stefan	Javurek Dominik	Sjöberg Jesper	Talas Jakub	Longhi Riccardo
schnellste Runde in Runde	0:53,300 Rn. 12	0:53,425 Rn. 12	0:51,782 Rn. 12	0:54,112 Rn. 11	0:54,216 Rn. 10	0:53,930 Rn. 7	0:53,934 Rn. 7	0:53,694 Rn. 7	0:53,860 Rn. 2
Speed	81,1 km/h	80,9 km/h	83,4 km/h	79,8 km/h	79,7 km/h	80,1 km/h	80,1 km/h	80,5 km/h	80,2 km/h
Lap 1	0:59,251	0:59,432	0:55,526	1:01,046	1:00,151	0:59,913	0:58,589	0:59,788	0:54,696
Lap 2	0:56,998	0:57,244	0:53,871	0:56,878	0:57,403	0:56,648	0:56,832	0:57,701	0:53,860
Lap 3	0:56,786	0:56,581	0:53,604	0:57,199	0:56,520	0:56,129	0:55,855	0:55,669	0:54,820
Lap 4	0:56,895	0:56,643	0:53,444	0:56,109	0:56,144	0:56,162	0:56,517	0:55,889	1:14,153
Lap 5	0:56,593	0:56,804	0:53,443	0:56,166	0:55,965	0:56,074	0:55,721	0:55,463	
Lap 6	0:55,118	0:55,860	0:52,837	0:55,884	0:55,730	0:54,372	0:54,383	0:53,813	
Lap 7	0:55,849	0:55,559	0:53,317	0:55,706	0:56,002	0:53,930	0:53,934	0:53,694	
Lap 8	0:54,582	0:54,819	0:52,595	0:54,639	0:54,885	0:54,366	0:54,925		
Lap 9	0:54,836	0:54,815	0:52,320	0:54,710	0:54,273	0:55,337			
Lap 10	0:55,037	0:54,092	0:52,314	0:54,229	0:54,216				
Lap 11	0:54,420	0:55,429	0:51,902	0:54,112	0:54,340				
Lap 12	0:53,300	0:53,425	0:51,782						
Lap 13	0:54,701	0:53,642							
Lap 14									
Lap 15									
Lap 16									
Lap 17									
Lap 18									
Lap 19									



DKM

DEUTSCHE KART-MEISTERSCHAFT





Round 1: 12 - 14 / 04 / 2019

SOUTH GARDA - LONATO (ITA)



DMSB RegNr 97-19

R 15 DSKM (KZ2) Race 1

Fahrername Driver Lap 20 Lap 21	Leonardo Giuseppe	Nettagovskii Daniel	Milell Noah	Sjokvist Isak	Weber Stefan	Javurek Dominik	Sjöberg Jesper	Talas Jakub	Longhi Riccardo



DMSB RegNr. 97-19

R 15 DSKM (KZ2) Race 1

Ziel		Sektion 1		Sektion 2		Sektion 3	
Fahrername	Zeit	Fahrername	Zeit	Fahrername	Zeit	Fahrername	Zeit
1 260 Rosati,Fabrizio	0:49,586	260 Rosati,Fabrizio	0:19,333	260 Rosati,Fabrizio	0:15,420	260 Rosati,Fabrizio	0:14,393
2 254 Pollini,Giacomo	0:50,664	203 Pex,Stan	0:19,619	254 Pollini,Giacomo	0:16,007	254 Pollini,Giacomo	0:14,962
3 203 Pex,Stan	0:50,678	201 Federer,Fabian	0:19,687	233 Luyet,Samuel	0:16,022	202 Pex,Jorrit	0:14,964
4 233 Luyet,Samuel	0:50,840	254 Pollini,Giacomo	0:19,692	203 Pex,Stan	0:16,042	233 Luyet,Samuel	0:14,984
5 201 Federer,Fabian	0:50,883	233 Luyet,Samuel	0:19,695	210 Denner,Emilien	0:16,124	201 Federer,Fabian	0:15,004
6 202 Pex,Jorrit	0:51,028	251 Giannoni,Lorenzo	0:19,870	251 Giannoni,Lorenzo	0:16,126	203 Pex,Stan	0:15,017
7 251 Giannoni,Lorenzo	0:51,162	202 Pex,Jorrit	0:19,883	221 Iglesias,Jérémy	0:16,155	211 Curto,Alessio	0:15,085
8 210 Denner,Emilien	0:51,202	232 Luyet,Jean	0:19,902	201 Federer,Fabian	0:16,168	221 Iglesias,Jérémy	0:15,091
9 221 Iglesias,Jérémy	0:51,266	221 Iglesias,Jérémy	0:19,965	202 Pex,Jorrit	0:16,181	251 Giannoni,Lorenzo	0:15,102
10 232 Luyet,Jean	0:51,330	210 Denner,Emilien	0:19,970	232 Luyet,Jean	0:16,194	210 Denner,Emilien	0:15,108
11 211 Curto,Alessio	0:51,533	252 Kallasmaa,Kaspar	0:19,984	252 Kallasmaa,Kaspar	0:16,251	204 Schmitz,Alexander	0:15,195
12 204 Schmitz,Alexander	0:51,616	220 Tubben,Max	0:20,029	204 Schmitz,Alexander	0:16,284	232 Luyet,Jean	0:15,234
13 220 Tubben,Max	0:51,736	229 Hold,Christoph	0:20,059	220 Tubben,Max	0:16,290	231 Millell,Noah	0:15,244
14 231 Millell,Noah	0:51,782	211 Curto,Alessio	0:20,068	229 Hold,Christoph	0:16,299	220 Tubben,Max	0:15,254
15 229 Hold,Christoph	0:51,794	231 Millell,Noah	0:20,089	211 Curto,Alessio	0:16,309	257 Fusco,Giuseppe	0:15,262
16 222 Paul,Maximilian	0:51,804	204 Schmitz,Alexander	0:20,107	231 Millell,Noah	0:16,349	252 Kallasmaa,Kaspar	0:15,280
17 252 Kallasmaa,Kaspar	0:51,834	230 Tonteri,Paavo	0:20,111	222 Paul,Maximilian	0:16,352	222 Paul,Maximilian	0:15,297
18 216 Tornqvist Persson,Benja	0:51,974	222 Paul,Maximilian	0:20,128	230 Tonteri,Paavo	0:16,431	229 Hold,Christoph	0:15,312
19 230 Tonteri,Paavo	0:52,128	216 Tornqvist Persson,Benja	0:20,156	208 Mrosek,Michael	0:16,443	223 Davies,Dylan	0:15,313
20 208 Mrosek,Michael	0:52,182	223 Davies,Dylan	0:20,231	216 Tornqvist Persson,Benja	0:16,495	216 Tornqvist Persson,Benja	0:15,323
21 223 Davies,Dylan	0:52,234	208 Mrosek,Michael	0:20,250	257 Fusco,Giuseppe	0:16,505	208 Mrosek,Michael	0:15,360
22 257 Fusco,Giuseppe	0:52,461	212 Ratl,Cyrl	0:20,327	212 Ratl,Cyrl	0:16,534	215 Matisic,André	0:15,379
23 212 Ratl,Cyrl	0:52,567	257 Fusco,Giuseppe	0:20,423	223 Davies,Dylan	0:16,558	230 Tonteri,Paavo	0:15,416
24 215 Matisic,André	0:52,681	215 Matisic,André	0:20,463	215 Matisic,André	0:16,575	212 Ratl,Cyrl	0:15,467
25 209 Nombloir,Jean	0:52,736	209 Nombloir,Jean	0:20,494	209 Nombloir,Jean	0:16,589	234 Longhi,Riccardo	0:15,518
26 235 Marseglia,Leonardo Giu	0:53,300	225 Talas,Jakub	0:20,704	226 Nettagovskii,Daniel	0:16,793	235 Marseglia,Leonardo Giu	0:15,571
27 226 Nettagovskii,Daniel	0:53,425	277 Javurek,Dominik	0:20,759	235 Marseglia,Leonardo Giu	0:16,832	209 Nombloir,Jean	0:15,591
28 225 Talas,Jakub	0:53,694	226 Nettagovskii,Daniel	0:20,793	234 Longhi,Riccardo	0:16,860	226 Nettagovskii,Daniel	0:15,631
29 234 Longhi,Riccardo	0:53,860	206 Weber,Stefan	0:20,843	259 Sjoqvist,Isak	0:17,052	225 Talas,Jakub	0:15,700
30 277 Javurek,Dominik	0:53,930	235 Marseglia,Leonardo Giu	0:20,897	225 Talas,Jakub	0:17,108	219 Sjöberg,Jesper	0:15,785
31 219 Sjöberg,Jesper	0:53,934	259 Sjoqvist,Isak	0:20,897	206 Weber,Stefan	0:17,152	277 Javurek,Dominik	0:15,866
32 259 Sjoqvist,Isak	0:54,112	219 Sjöberg,Jesper	0:20,918	277 Javurek,Dominik	0:17,179	206 Weber,Stefan	0:15,943
33 206 Weber,Stefan	0:54,216	234 Longhi,Riccardo	0:20,933	219 Sjöberg,Jesper	0:17,224	259 Sjoqvist,Isak	0:16,026






DEUTSCHE KART-MEISTERSCHAFT

Round 1: 12 - 14 / 04 / 2019

SOUTH GARDA - LONATO (ITA)




DMSB RegNr 97-19

R 15 DSKM (KZ2) Race 1

Die schnellsten Zeiten

Ort	Nr. Fahrername	Streckenl.	Zeit	Ø Speed
Ziel	260 Rosati, Fabrizio	1200 m	0:49,586	87,1 km/h
Sektion 1	260 Rosati, Fabrizio	531 m	0:19,333	98,9 km/h
Sektion 2	260 Rosati, Fabrizio	390 m	0:15,420	91,1 km/h
Sektion 3	260 Rosati, Fabrizio	279 m	0:14,393	69,8 km/h

	Snmr.260 Rosati, Fabrizio ITA SRP Racing Team			Snmr.201 Federer, Fabian ITA SRP Racing Team			Snmr.254 Pollini, Giacomo ITA N.G.M. MOTORSPORT			Snmr.203 Pex, Stan NLD SP Motor Sp			Snmr.221 Iglesias, Jérémy FRA RS Schumacher Racing Team					
	theoretisch mögliche Bestzeit	Ziel	Sektion 3	theoretisch mögliche Bestzeit	Ziel	Sektion 3	theoretisch mögliche Bestzeit	Ziel	Sektion 3	theoretisch mögliche Bestzeit	Ziel	Sektion 3	theoretisch mögliche Bestzeit	Ziel	Sektion 3			
best	0:49,586	0:19,333	0:15,420	0:19,687	0:16,168	0:15,004	0:50,664	0:19,692	0:16,007	0:14,962	0:50,678	0:19,619	0:16,042	0:15,017	0:51,266	0:19,965	0:16,155	0:15,091
Runde 1	0:59,419	0:23,710	0:18,136	0:22,187	0:16,771	0:15,677	0:54,269	0:22,062	0:16,723	0:15,484	0:55,840	0:22,699	0:17,018	0:16,123	0:56,115	0:22,393	0:17,107	0:16,615
Runde 2	0:54,230	0:21,258	0:17,439	0:20,602	0:16,684	0:15,675	0:53,240	0:20,704	0:16,913	0:15,623	0:53,592	0:20,769	0:17,121	0:15,702	0:53,660	0:20,980	0:16,920	0:15,760
Runde 3	0:51,741	0:20,608	0:16,524	0:20,812	0:17,054	0:15,987	0:54,337	0:21,395	0:17,015	0:15,927	0:53,511	0:20,923	0:17,040	0:15,548	0:53,631	0:21,016	0:16,881	0:15,734
Runde 4	0:50,426	0:19,333	0:15,486	0:20,807	0:16,908	0:15,726	0:53,657	0:20,973	0:17,008	0:15,676	0:53,395	0:20,748	0:16,949	0:15,698	0:53,823	0:21,153	0:17,025	0:15,645
Runde 5	0:50,295	0:19,772	0:16,060	0:20,572	0:16,903	0:15,564	0:53,425	0:20,842	0:16,953	0:15,630	0:53,496	0:20,637	0:17,419	0:15,440	0:53,094	0:20,879	0:16,735	0:15,480
Runde 6	0:49,586	0:19,773	0:15,420	0:20,590	0:16,692	0:15,602	0:53,115	0:20,766	0:16,837	0:15,512	0:53,244	0:20,540	0:16,980	0:15,724	0:53,406	0:20,720	0:16,907	0:15,779
Runde 7	0:50,270	0:19,505	0:15,714	0:20,319	0:16,723	0:15,559	0:52,930	0:20,628	0:16,758	0:15,544	0:53,046	0:20,715	0:16,762	0:15,569	0:53,065	0:20,772	0:16,816	0:15,477
Runde 8	0:50,581	0:19,846	0:15,788	0:20,269	0:16,703	0:15,570	0:52,898	0:20,588	0:16,758	0:15,552	0:52,797	0:20,443	0:16,740	0:15,578	0:52,797	0:20,616	0:16,718	0:15,463
Runde 9	0:50,466	0:19,890	0:15,885	0:20,234	0:16,546	0:15,429	0:52,729	0:20,534	0:16,584	0:15,611	0:52,481	0:20,331	0:16,658	0:15,492	0:52,618	0:20,531	0:16,651	0:15,436
Runde 10	0:50,385	0:19,735	0:15,930	0:20,316	0:16,496	0:15,361	0:52,256	0:20,437	0:16,521	0:15,298	0:52,257	0:20,278	0:16,514	0:15,465	0:52,723	0:20,578	0:16,674	0:15,471
Runde 11	0:50,428	0:19,631	0:15,774	0:20,125	0:16,526	0:15,373	0:52,069	0:20,292	0:16,498	0:15,279	0:52,202	0:20,330	0:16,502	0:15,370	0:52,409	0:20,409	0:16,570	0:15,430
Runde 12	0:51,456	0:20,102	0:16,206	0:20,079	0:16,429	0:15,368	0:51,826	0:20,177	0:16,396	0:15,253	0:52,232	0:20,194	0:16,491	0:15,547	0:52,171	0:20,380	0:16,466	0:15,325
Runde 13	0:50,950	0:19,957	0:15,930	0:20,039	0:16,392	0:15,282	0:51,739	0:20,095	0:16,310	0:15,334	0:52,264	0:20,295	0:16,510	0:15,459	0:52,310	0:20,368	0:16,502	0:15,440
Runde 14	0:51,480	0:19,889	0:16,762	0:20,082	0:16,373	0:15,287	0:51,645	0:20,113	0:16,307	0:15,225	0:52,062	0:20,202	0:16,529	0:15,331	0:52,037	0:20,397	0:16,380	0:15,260
Runde 15	0:50,499	0:19,766	0:15,837	0:20,015	0:16,410	0:15,218	0:51,468	0:19,990	0:16,282	0:15,196	0:51,625	0:20,060	0:16,331	0:15,234	0:51,865	0:20,231	0:16,323	0:15,311
Runde 16	0:50,475	0:19,473	0:15,725	0:19,968	0:16,293	0:15,179	0:51,362	0:20,027	0:16,176	0:15,159	0:51,490	0:19,998	0:16,289	0:15,203	0:52,305	0:20,311	0:16,450	0:15,544
Runde 17	0:50,469	0:19,911	0:15,720	0:19,897	0:16,251	0:15,168	0:51,075	0:19,860	0:16,109	0:15,106	0:51,160	0:19,882	0:16,144	0:15,134	0:51,402	0:20,062	0:16,177	0:15,163
Runde 18	0:50,674	0:19,732	0:15,844	0:19,852	0:16,255	0:15,136	0:50,978	0:19,873	0:16,061	0:15,044	0:51,211	0:19,827	0:16,147	0:15,237	0:51,458	0:20,050	0:16,230	0:15,178
Runde 19	0:50,895	0:19,667	0:16,271	0:19,787	0:16,168	0:15,096	0:50,803	0:19,746	0:16,069	0:14,988	0:51,185	0:19,888	0:16,193	0:15,104	0:51,266	0:20,020	0:16,155	0:15,091
Runde 20	0:50,175	0:19,963	0:15,560	0:19,687	0:16,192	0:15,004	0:50,694	0:19,692	0:16,029	0:14,973	0:50,772	0:19,688	0:16,066	0:15,018	0:51,296	0:20,004	0:16,201	0:15,091
Runde 21	0:49,820	0:19,379	0:15,715	0:19,731	0:16,180	0:15,021	0:50,664	0:19,695	0:16,007	0:14,962	0:50,678	0:19,619	0:16,042	0:15,017	0:51,322	0:19,965	0:16,237	0:15,120





DEUTSCHE KART-MEISTERSCHAFT

Round 1: 12 - 14 / 04 / 2019

SOUTH GARDA - LONATO (ITA)




DMSB

DMSB RegNr 97-19

R 15 DSKM (KZ2) Race 1

Die schnellsten Zeiten

Ort	Nr. Fahrername	Streckenl.	Zeit	Ø Speed
Ziel	260 Rosati, Fabrizio	1200 m	0:49,586	87,1 km/h
Sektion 1	260 Rosati, Fabrizio	531 m	0:19,333	98,9 km/h
Sektion 2	260 Rosati, Fabrizio	390 m	0:15,420	91,1 km/h
Sektion 3	260 Rosati, Fabrizio	279 m	0:14,393	69,8 km/h

	Stmr.251 Giannoni,Lorenzo ITA CPB SPORT			Stmr.202 Pex,Jorrit NLD SP Motor Sport			Stmr.210 Denner,Emilien FRA CPB SPORT			Stmr.220 Tubben,Max NLD CRG Holland			Stmr.233 Luyet,Samuel CHE CRG Holland							
	theoretisch mögliche Bestzeit	Ziel	Sektion 3	theoretisch mögliche Bestzeit	Ziel	Sektion 3	theoretisch mögliche Bestzeit	Ziel	Sektion 3	theoretisch mögliche Bestzeit	Ziel	Sektion 3	theoretisch mögliche Bestzeit	Ziel	Sektion 3					
best	0:51,162	0:19,870	0:16,126	0:15,102	0:51,028	0:19,883	0:16,181	0:14,964	0:51,202	0:19,970	0:16,124	0:15,108	0:51,736	0:20,029	0:16,290	0:15,254	0:50,840	0:19,695	0:16,022	0:14,984
Runde 1	0:56,327	0:22,758	0:17,705	0:15,864	0:58,460	0:22,948	0:18,144	0:17,368	0:58,327	0:23,185	0:18,424	0:16,718	0:57,797	0:22,706	0:18,228	0:16,863	0:58,945	0:23,662	0:18,012	0:17,271
Runde 2	0:53,519	0:20,962	0:16,829	0:15,728	0:55,221	0:21,725	0:17,445	0:16,051	0:55,471	0:21,538	0:17,610	0:16,323	0:55,509	0:21,506	0:17,368	0:16,635	0:55,556	0:21,727	0:17,710	0:16,119
Runde 3	0:53,750	0:21,083	0:16,959	0:15,708	0:55,904	0:21,368	0:18,010	0:16,526	0:55,306	0:21,582	0:17,229	0:16,495	0:55,065	0:21,426	0:17,260	0:16,379	0:56,404	0:21,177	0:18,055	0:17,172
Runde 4	0:53,837	0:21,094	0:16,949	0:15,794	0:54,555	0:21,222	0:17,479	0:15,854	0:54,639	0:21,108	0:17,328	0:16,203	0:54,556	0:21,333	0:17,079	0:16,144	0:56,388	0:21,169	0:18,440	0:16,779
Runde 5	0:53,796	0:20,815	0:16,996	0:15,985	0:53,926	0:20,963	0:17,272	0:15,691	0:54,578	0:21,203	0:17,303	0:16,072	0:53,899	0:21,189	0:16,935	0:15,775	0:54,088	0:21,081	0:17,092	0:15,915
Runde 6	0:54,087	0:21,045	0:17,030	0:16,012	0:54,199	0:20,765	0:17,322	0:16,112	0:54,276	0:21,000	0:16,983	0:16,293	0:54,212	0:21,168	0:17,026	0:16,018	0:54,324	0:21,376	0:17,053	0:15,895
Runde 7	0:53,638	0:20,960	0:16,933	0:15,745	0:53,470	0:20,690	0:17,240	0:15,540	0:53,788	0:20,807	0:17,008	0:15,973	0:53,537	0:20,898	0:16,866	0:15,773	0:54,130	0:21,379	0:16,933	0:15,818
Runde 8	0:53,577	0:20,728	0:17,228	0:15,621	0:53,208	0:20,533	0:17,109	0:15,566	0:53,783	0:20,711	0:16,945	0:16,127	0:53,405	0:20,704	0:16,827	0:15,874	0:54,084	0:21,010	0:17,064	0:16,010
Runde 9	0:53,309	0:20,772	0:16,906	0:15,631	0:53,432	0:20,611	0:17,276	0:15,545	0:54,438	0:21,123	0:17,335	0:15,980	0:53,614	0:20,808	0:16,834	0:15,972	0:53,313	0:20,771	0:16,779	0:15,763
Runde 10	0:52,608	0:20,520	0:16,646	0:15,442	0:52,939	0:20,435	0:16,998	0:15,506	0:53,199	0:20,554	0:16,757	0:15,888	0:53,475	0:20,842	0:16,774	0:15,859	0:53,453	0:20,643	0:17,152	0:15,658
Runde 11	0:52,614	0:20,560	0:16,626	0:15,428	0:52,763	0:20,402	0:16,919	0:15,442	0:53,406	0:20,334	0:16,726	0:16,346	0:53,054	0:20,755	0:16,721	0:15,578	0:53,529	0:20,613	0:16,938	0:15,978
Runde 12	0:52,362	0:20,387	0:16,608	0:15,367	0:52,674	0:20,390	0:16,918	0:15,366	0:52,895	0:20,370	0:16,785	0:15,790	0:52,855	0:20,695	0:16,655	0:15,505	0:52,816	0:20,594	0:16,794	0:15,428
Runde 13	0:52,053	0:20,262	0:16,466	0:15,325	0:52,380	0:20,314	0:16,718	0:15,348	0:52,662	0:20,234	0:16,627	0:15,801	0:52,658	0:20,546	0:16,583	0:15,529	0:52,958	0:20,376	0:16,892	0:15,690
Runde 14	0:51,904	0:20,316	0:16,348	0:15,240	0:52,450	0:20,460	0:16,701	0:15,289	0:52,518	0:20,277	0:16,569	0:15,672	0:53,129	0:21,068	0:16,722	0:15,339	0:52,250	0:20,407	0:16,526	0:15,317
Runde 15	0:51,737	0:20,164	0:16,362	0:15,211	0:52,606	0:20,536	0:16,835	0:15,235	0:52,009	0:20,146	0:16,504	0:15,359	0:52,495	0:20,486	0:16,606	0:15,403	0:51,891	0:20,141	0:16,465	0:15,285
Runde 16	0:51,470	0:20,063	0:16,278	0:15,129	0:51,868	0:20,112	0:16,624	0:15,132	0:52,107	0:20,118	0:16,504	0:15,485	0:52,440	0:20,390	0:16,645	0:15,405	0:51,516	0:20,012	0:16,332	0:15,172
Runde 17	0:51,448	0:20,022	0:16,324	0:15,102	0:51,898	0:20,013	0:16,699	0:15,186	0:51,847	0:19,982	0:16,365	0:15,500	0:52,301	0:20,353	0:16,494	0:15,454	0:51,280	0:19,949	0:16,218	0:15,113
Runde 18	0:51,538	0:20,114	0:16,220	0:15,204	0:51,685	0:20,153	0:16,403	0:15,129	0:51,612	0:20,013	0:16,378	0:15,221	0:52,140	0:20,376	0:16,510	0:15,254	0:51,058	0:19,837	0:16,155	0:15,066
Runde 19	0:51,290	0:20,059	0:16,126	0:15,105	0:51,596	0:20,149	0:16,330	0:15,117	0:51,771	0:20,190	0:16,280	0:15,301	0:51,736	0:20,180	0:16,290	0:15,266	0:50,840	0:19,708	0:16,022	0:15,110
Runde 20	0:51,224	0:19,987	0:16,135	0:15,102	0:51,531	0:20,001	0:16,333	0:15,197	0:51,348	0:19,973	0:16,206	0:15,169	0:51,783	0:20,029	0:16,367	0:15,387	0:51,062	0:20,025	0:16,053	0:14,984
Runde 21	0:51,162	0:19,870	0:16,165	0:15,127	0:51,028	0:19,883	0:16,181	0:14,964	0:51,202	0:19,970	0:16,124	0:15,108	0:52,114	0:20,231	0:16,457	0:15,426	0:51,172	0:19,695	0:16,169	0:15,308






DEUTSCHE KART-MEISTERSCHAFT

Round 1: 12 - 14 / 04 / 2019

SOUTH GARDA - LONATO (ITA)




DMSB RegNr 97-19

R 15 DSKM (KZ2) Race 1

Die schnellsten Zeiten

Ort	Nr. Fahrername	Streckenl.	Zeit	Ø Speed
Ziel	260 Rosati, Fabrizio	1200 m	0:49,586	87,1 km/h
Sektion 1	260 Rosati, Fabrizio	531 m	0:19,333	98,9 km/h
Sektion 2	260 Rosati, Fabrizio	390 m	0:15,420	91,1 km/h
Sektion 3	260 Rosati, Fabrizio	279 m	0:14,393	69,8 km/h

	Snr.204 Schmitz,Alexander DEU			Snr.222 Paul,Maximilian DEU			Snr.211 Curto,Alessio DEU			Snr.252 Kallasmaa,Kaspar EST			Snr.257 Fusco,Giuseppe ITA			
	Renda Motorsport			DR SRL			Valier Motorsport			Kaspar Kallasmaa			Renda motorsport			
	theoretisch mögliche Bestzeit 0:51,586			theoretisch mögliche Bestzeit 0:51,777			theoretisch mögliche Bestzeit 0:51,462			theoretisch mögliche Bestzeit 0:51,515			theoretisch mögliche Bestzeit 0:52,190			
best	Ziel	Sektion 1	Sektion 2	Sektion 3	Ziel	Sektion 1	Sektion 2	Sektion 3	Ziel	Sektion 1	Sektion 2	Sektion 3	Ziel	Sektion 1	Sektion 2	Sektion 3
Runde 1	0:51,616	0:20,107	0:16,284	0:15,195	0:51,298	0:22,681	0:18,629	0:16,988	0:51,533	0:20,068	0:16,309	0:15,085	0:51,834	0:19,984	0:16,251	0:15,280
Runde 2	0:57,969	0:23,028	0:18,283	0:16,658	0:58,298	0:22,681	0:18,629	0:16,988	0:59,336	0:23,824	0:18,317	0:17,195	0:59,154	0:23,238	0:18,865	0:17,051
Runde 3	0:55,904	0:22,242	0:17,250	0:16,412	0:55,515	0:21,476	0:17,322	0:16,717	0:56,448	0:22,140	0:17,785	0:16,523	0:56,780	0:22,110	0:17,886	0:16,784
Runde 4	0:55,596	0:21,518	0:17,976	0:16,102	0:55,470	0:21,545	0:17,960	0:15,965	0:55,139	0:21,177	0:17,563	0:16,399	0:55,882	0:21,884	0:17,741	0:16,307
Runde 5	0:54,621	0:21,240	0:17,382	0:15,999	0:54,436	0:21,108	0:17,326	0:16,002	0:57,214	0:21,245	0:18,401	0:17,568	0:55,837	0:21,400	0:17,440	0:16,997
Runde 6	0:54,218	0:21,021	0:17,179	0:16,018	0:54,308	0:21,088	0:17,321	0:15,899	0:53,689	0:20,926	0:17,118	0:15,645	0:54,663	0:21,326	0:17,363	0:15,974
Runde 7	0:54,135	0:20,839	0:17,446	0:15,850	0:54,860	0:21,036	0:17,789	0:16,035	0:53,918	0:20,945	0:17,167	0:15,806	0:54,032	0:21,088	0:17,119	0:15,825
Runde 8	0:53,337	0:20,672	0:16,963	0:15,702	0:54,443	0:21,358	0:17,316	0:15,769	0:54,217	0:21,442	0:17,071	0:15,704	0:53,699	0:21,047	0:16,847	0:15,805
Runde 9	0:53,705	0:20,717	0:16,896	0:16,092	0:53,746	0:20,762	0:17,251	0:15,733	0:53,969	0:21,033	0:16,948	0:15,988	0:53,754	0:20,902	0:16,817	0:16,035
Runde 10	0:53,384	0:20,683	0:17,046	0:15,655	0:53,592	0:20,651	0:17,192	0:15,749	0:53,389	0:20,873	0:16,961	0:15,555	0:53,471	0:20,884	0:16,695	0:15,942
Runde 11	0:53,570	0:20,859	0:16,969	0:15,742	0:53,341	0:20,653	0:16,928	0:15,760	0:53,450	0:20,725	0:17,180	0:15,545	0:53,860	0:20,746	0:17,063	0:16,051
Runde 12	0:54,026	0:20,556	0:16,850	0:16,620	0:52,941	0:20,513	0:16,794	0:15,634	0:53,563	0:20,646	0:16,935	0:15,982	0:53,354	0:20,885	0:16,695	0:15,774
Runde 13	0:52,991	0:20,480	0:16,762	0:15,749	0:52,980	0:20,536	0:16,764	0:15,680	0:53,035	0:20,640	0:16,915	0:15,480	0:53,121	0:20,667	0:16,771	0:15,683
Runde 14	0:52,737	0:20,384	0:16,768	0:15,585	0:52,690	0:20,430	0:16,636	0:15,624	0:52,758	0:20,448	0:16,781	0:15,529	0:52,736	0:20,783	0:16,477	0:15,476
Runde 15	0:53,303	0:21,200	0:16,693	0:15,410	0:53,411	0:20,964	0:16,806	0:15,641	0:52,640	0:20,465	0:16,731	0:15,444	0:53,395	0:20,520	0:17,307	0:15,568
Runde 16	0:52,270	0:20,287	0:16,550	0:15,383	0:52,366	0:20,278	0:16,591	0:15,497	0:52,367	0:20,360	0:16,679	0:15,328	0:52,868	0:20,471	0:16,615	0:15,782
Runde 17	0:52,178	0:20,285	0:16,531	0:15,362	0:52,342	0:20,354	0:16,558	0:15,430	0:52,115	0:20,199	0:16,576	0:15,340	0:52,653	0:20,304	0:16,737	0:15,612
Runde 18	0:52,057	0:20,206	0:16,481	0:15,370	0:52,249	0:20,349	0:16,482	0:15,418	0:51,996	0:20,179	0:16,542	0:15,275	0:52,982	0:20,477	0:16,989	0:15,516
Runde 19	0:51,944	0:20,187	0:16,429	0:15,328	0:52,608	0:20,308	0:16,480	0:15,820	0:51,848	0:20,211	0:16,394	0:15,243	0:51,944	0:20,344	0:16,279	0:15,321
Runde 20	0:51,616	0:20,107	0:16,284	0:15,225	0:51,999	0:20,248	0:16,422	0:15,329	0:51,765	0:20,185	0:16,409	0:15,171	0:51,921	0:20,390	0:16,251	0:15,280
Runde 21	0:52,031	0:20,437	0:16,399	0:15,195	0:51,908	0:20,146	0:16,465	0:15,297	0:51,533	0:20,068	0:16,309	0:15,156	0:51,834	0:19,984	0:16,482	0:15,368
	0:51,857	0:20,141	0:16,368	0:15,348	0:51,804	0:20,128	0:16,352	0:15,324	0:51,607	0:20,157	0:16,365	0:15,085				






DEUTSCHE KART-MEISTERSCHAFT

Round 1: 12 - 14 / 04 / 2019

SOUTH GARDA - LONATO (ITA)



DMSB RegNr 97-19

R 15 DSKM (K22) Race 1

Die schnellsten Zeiten

Ort	Nr. Fahrername	Zeit	Streckenl.	Ø Speed
Ziel	260 Rosati, Fabrizio	0:49,586	1200 m	87,1 km/h
Sektion 1	260 Rosati, Fabrizio	0:19,333	531 m	98,9 km/h
Sektion 2	260 Rosati, Fabrizio	0:15,420	390 m	91,1 km/h
Sektion 3	260 Rosati, Fabrizio	0:14,393	279 m	69,8 km/h

	Snr.229 Hold,Christoph AUT Maranello Racing Team			Snr.230 Tonteri,Paavo FIN TB Racing Team			Snr.232 Luyet,Jeann CHE CRG Holland			Snr.215 Maticic,André DEU Solgat Motorsport			Snr.216 Torqvist Persson,Benjamin SWE CRG Holland			
	theoretisch mögliche Bestzeit	Ziel	Bestzeit	theoretisch mögliche Bestzeit	Ziel	Bestzeit	theoretisch mögliche Bestzeit	Ziel	Bestzeit	theoretisch mögliche Bestzeit	Ziel	Bestzeit	theoretisch mögliche Bestzeit	Ziel	Bestzeit	
best	0:51,794	0:20,059	0:16,299	0:15,312	0:52,128	0:20,111	0:16,431	0:15,416	0:52,681	0:20,463	0:16,575	0:15,379	0:51,974	0:20,156	0:16,495	0:15,323
Runde 1	1:00,479	0:23,306	0:19,263	0:17,910	0:59,642	0:23,972	0:18,372	0:17,298	0:59,696	0:23,831	0:18,147	0:17,718	1:00,210	0:23,871	0:19,131	0:17,208
Runde 2	0:57,028	0:22,368	0:17,915	0:16,745	0:56,738	0:22,150	0:17,773	0:16,815	0:56,307	0:22,141	0:17,716	0:16,450	0:56,470	0:22,171	0:17,587	0:16,712
Runde 3	0:56,299	0:21,469	0:17,961	0:16,869	0:56,794	0:22,133	0:17,888	0:16,773	0:56,143	0:22,245	0:17,480	0:16,418	0:56,217	0:21,774	0:17,734	0:16,709
Runde 4	0:56,159	0:21,610	0:17,861	0:16,688	0:56,269	0:21,636	0:17,982	0:16,651	0:56,039	0:21,249	0:18,054	0:16,736	0:55,714	0:21,527	0:17,609	0:16,578
Runde 5	0:55,532	0:21,671	0:17,430	0:16,431	0:55,482	0:21,633	0:17,279	0:16,570	0:54,842	0:21,425	0:17,581	0:15,836	0:55,787	0:21,674	0:17,929	0:16,184
Runde 6	0:55,138	0:21,527	0:17,296	0:16,315	0:54,410	0:21,021	0:16,991	0:16,398	0:54,279	0:21,208	0:17,207	0:15,864	0:55,215	0:21,328	0:17,289	0:16,598
Runde 7	0:54,206	0:21,276	0:17,013	0:15,917	0:54,004	0:20,989	0:17,063	0:15,952	0:53,816	0:21,081	0:17,109	0:15,626	0:54,371	0:21,248	0:17,075	0:16,048
Runde 8	0:54,265	0:20,937	0:17,499	0:15,829	0:53,562	0:20,801	0:16,970	0:15,791	0:53,886	0:20,924	0:16,917	0:16,045	0:53,781	0:21,041	0:17,005	0:15,735
Runde 9	0:53,255	0:20,637	0:16,888	0:15,730	0:53,372	0:20,803	0:16,792	0:15,777	0:53,319	0:20,742	0:16,881	0:15,696	0:53,224	0:20,838	0:16,891	0:15,495
Runde 10	0:52,843	0:20,536	0:16,734	0:15,573	0:53,074	0:20,682	0:16,711	0:15,681	0:54,014	0:20,781	0:17,255	0:15,978	0:52,964	0:20,783	0:16,668	0:15,513
Runde 11	0:52,730	0:20,423	0:16,760	0:15,547	0:52,872	0:20,431	0:16,723	0:15,718	0:53,265	0:20,757	0:16,897	0:15,611	0:52,823	0:20,680	0:16,619	0:15,524
Runde 12	0:52,326	0:20,325	0:16,582	0:15,419	0:52,871	0:20,560	0:16,682	0:15,629	0:53,162	0:20,821	0:16,793	0:15,548	0:52,601	0:20,516	0:16,575	0:15,510
Runde 13	0:52,437	0:20,445	0:16,680	0:15,312	0:52,709	0:20,536	0:16,683	0:15,490	0:53,476	0:21,444	0:16,575	0:15,457	0:52,777	0:20,608	0:16,710	0:15,459
Runde 14	0:52,651	0:20,293	0:16,607	0:15,751	0:52,753	0:20,318	0:16,684	0:15,751	0:52,681	0:20,463	0:16,740	0:15,478	0:52,716	0:20,317	0:16,783	0:15,616
Runde 15	0:53,635	0:20,266	0:16,730	0:16,639	0:53,863	0:20,340	0:16,739	0:16,784	1:16,614	0:20,524	0:16,662	0:15,475	0:54,092	0:20,368	0:16,633	0:17,091
Runde 16	0:52,669	0:20,586	0:16,736	0:15,347	0:52,323	0:20,274	0:16,545	0:15,504	0:52,510	0:20,707	0:16,568	0:15,235	0:52,701	0:20,477	0:16,802	0:15,422
Runde 17	0:51,794	0:20,059	0:16,373	0:15,362	0:52,146	0:20,155	0:16,495	0:15,496	0:52,770	0:20,145	0:16,392	0:16,233	0:52,933	0:20,524	0:17,000	0:15,379
Runde 18	0:52,517	0:20,528	0:16,429	0:15,560	0:52,307	0:20,111	0:16,519	0:15,677	0:52,933	0:20,554	0:17,000	0:15,379	0:52,420	0:20,304	0:16,495	0:15,361
Runde 19	0:51,929	0:20,170	0:16,299	0:15,460	0:52,618	0:20,357	0:16,431	0:15,830	1:00,968	0:21,313	0:21,626	0:18,029	0:52,420	0:20,304	0:16,495	0:15,361
Runde 20	0:52,078	0:20,091	0:16,454	0:15,533	0:52,128	0:20,233	0:16,479	0:15,416	1:00,052	0:21,810	0:17,993	0:20,249	0:52,420	0:20,304	0:16,495	0:15,361
Runde 21					0:52,128	0:20,233	0:16,479	0:15,416	1:01,603	0:24,411	0:19,927	0:17,265	0:52,420	0:20,304	0:16,495	0:15,361






DEUTSCHE KART-MEISTERSCHAFT

Round 1: 12 - 14 / 04 / 2019

SOUTH GARDA - LONATO (ITA)

DMSB

DMSB RegNr 97-19

R 15 DSKM (KZ2) Race 1

Die schnellsten Zeiten

Ort	Nr. Fahrername	Zeit	Streckenl.	Ø Speed
Ziel	260 Rosati, Fabrizio	0:49,586	1200 m	87,1 km/h
Sektion 1	260 Rosati, Fabrizio	0:19,333	531 m	98,9 km/h
Sektion 2	260 Rosati, Fabrizio	0:15,420	390 m	91,1 km/h
Sektion 3	260 Rosati, Fabrizio	0:14,393	279 m	69,8 km/h

	Stmr.223 Davies,Dylan NLD DR SRL			Stmr.208 Mrosek,Michael DEU Team AK-Racing			Stmr.209 Nombrot,Jean FRA CPB SPORT			Stmr.212 Ratl,Cyrl CHE Kart-Club Oerlikon			Stmr.235 Marseglia,Leonardo Giuseppe ITA BIRE ART RACING KSW			
	theoretisch mögliche Bestzeit	Ziel	Sektion 3	theoretisch mögliche Bestzeit	Ziel	Sektion 3	theoretisch mögliche Bestzeit	Ziel	Sektion 3	theoretisch mögliche Bestzeit	Ziel	Sektion 3	theoretisch mögliche Bestzeit	Ziel	Sektion 3	
best	0:52,234	0:20,231	0:16,558	0:15,313	0:52,182	0:20,250	0:16,443	0:15,360	0:52,567	0:20,327	0:16,534	0:15,467	0:53,300	0:20,897	0:16,832	0:15,571
Runde 1	1:00,823	0:23,962	0:19,136	0:17,725	1:00,331	0:23,507	0:19,173	0:17,651	0:59,910	0:23,618	0:18,406	0:17,886	0:59,251	0:23,443	0:18,113	0:17,695
Runde 2	0:56,915	0:21,919	0:18,068	0:16,928	0:56,881	0:22,261	0:17,799	0:16,821	0:57,400	0:22,189	0:17,649	0:17,562	0:56,998	0:22,147	0:18,072	0:17,779
Runde 3	0:56,749	0:21,681	0:18,000	0:17,068	0:57,227	0:21,608	0:17,961	0:17,658	0:57,908	0:22,141	0:18,105	0:17,662	0:56,786	0:21,647	0:17,742	0:17,397
Runde 4	0:55,517	0:21,477	0:17,567	0:16,473	0:55,514	0:21,324	0:17,622	0:16,568	0:55,709	0:21,393	0:17,974	0:16,342	0:56,895	0:22,164	0:17,697	0:17,034
Runde 5	0:55,537	0:21,618	0:17,540	0:16,379	0:55,527	0:21,581	0:17,294	0:16,652	0:55,484	0:21,417	0:17,559	0:16,508	0:56,593	0:21,773	0:17,808	0:17,012
Runde 6	0:55,059	0:21,579	0:17,370	0:16,110	0:54,851	0:21,632	0:17,314	0:15,905	0:55,497	0:21,415	0:17,601	0:16,481	0:55,118	0:21,762	0:17,245	0:16,111
Runde 7	0:54,409	0:21,475	0:17,124	0:15,810	0:54,272	0:21,163	0:17,126	0:15,983	0:56,307	0:22,869	0:17,345	0:16,093	0:55,849	0:22,220	0:17,434	0:16,195
Runde 8	0:54,670	0:20,974	0:17,416	0:16,280	0:54,532	0:20,887	0:17,314	0:16,331	0:54,660	0:21,404	0:17,236	0:16,020	0:54,582	0:21,153	0:17,216	0:16,213
Runde 9	0:53,557	0:21,009	0:17,021	0:15,527	0:53,626	0:21,061	0:16,858	0:15,707	0:53,435	0:20,975	0:16,776	0:15,684	0:54,836	0:21,487	0:17,356	0:15,993
Runde 10	0:52,838	0:20,666	0:16,779	0:15,393	0:52,977	0:20,568	0:16,773	0:15,636	0:54,024	0:20,875	0:17,097	0:16,052	0:55,037	0:21,481	0:17,423	0:16,133
Runde 11	0:52,712	0:20,449	0:16,686	0:15,577	0:52,812	0:20,491	0:16,675	0:15,646	0:53,252	0:20,732	0:16,843	0:15,657	0:54,420	0:21,394	0:17,112	0:15,914
Runde 12	0:52,477	0:20,291	0:16,735	0:15,451	0:52,615	0:20,550	0:16,569	0:15,496	0:52,976	0:20,669	0:16,833	0:15,474	0:53,300	0:20,897	0:16,832	0:15,571
Runde 13	0:52,234	0:20,262	0:16,659	0:15,313	0:52,401	0:20,517	0:16,502	0:15,382	0:52,567	0:20,438	0:16,662	0:15,467	0:54,701	0:21,299	0:17,448	0:15,954
Runde 14	0:52,298	0:20,271	0:16,659	0:15,368	0:52,182	0:20,379	0:16,443	0:15,360	0:53,016	0:20,495	0:16,602	0:15,919	0:54,701	0:21,299	0:17,448	0:15,954
Runde 15	0:53,441	0:20,231	0:16,558	0:16,652	0:53,038	0:20,250	0:16,455	0:16,333	0:53,016	0:20,495	0:16,602	0:15,919	0:54,701	0:21,299	0:17,448	0:15,954
Runde 16	0:52,770	0:20,353	0:16,943	0:15,424	0:52,770	0:20,306	0:16,933	0:15,531	0:53,078	0:20,327	0:16,534	0:16,217	0:54,701	0:21,299	0:17,448	0:15,954
Runde 17	0:52,983	0:20,340	0:16,746	0:15,897	0:54,014	0:20,871	0:16,817	0:16,326	0:53,078	0:20,327	0:16,534	0:16,217	0:54,701	0:21,299	0:17,448	0:15,954
Runde 18																






DEUTSCHE KART-MEISTERSCHAFT

Round 1: 12 - 14 / 04 / 2019

SOUTH GARDA - LONATO (ITA)

DMSB

DMSB RegNr 97-19

R 15 DSKM (KZ2) Race 1

Die schnellsten Zeiten

Ort	Nr. Fahrername	Zeit	Streckenl.	Ø Speed
Ziel	260 Rosati, Fabrizio	0:49,586	1200 m	87,1 km/h
Sektion 1	260 Rosati, Fabrizio	0:19,333	531 m	98,9 km/h
Sektion 2	260 Rosati, Fabrizio	0:15,420	390 m	91,1 km/h
Sektion 3	260 Rosati, Fabrizio	0:14,393	279 m	69,8 km/h

	Smr.226 Netiowski,Daniel CZE GREGOR KART S.R.O.	Smr.231 Millel,Noah SWE JP Racing	Smr.259 Sjokvist,Isak SWE Energy Corse srl	Smr.206 Weber,Stefan DEU Kartshop Amping	Smr.277 Javurek,Dominik CZE JOKA RACING
	theoretisch mögliche Bestzeit 0:53,217	theoretisch mögliche Bestzeit 0:51,682	theoretisch mögliche Bestzeit 0:53,975	theoretisch mögliche Bestzeit 0:53,938	theoretisch mögliche Bestzeit 0:53,804
best	Ziel Sektion 1 Sektion 2 Sektion 3 0:53,425 0:20,793 0:16,793 0:15,631	Ziel Sektion 1 Sektion 2 Sektion 3 0:51,782 0:20,089 0:16,349 0:15,244	Ziel Sektion 1 Sektion 2 Sektion 3 0:54,112 0:20,897 0:17,052 0:16,026	Ziel Sektion 1 Sektion 2 Sektion 3 0:54,216 0:20,843 0:17,152 0:15,943	Ziel Sektion 1 Sektion 2 Sektion 3 0:53,930 0:20,759 0:17,179 0:15,866
Runde 1	0:59,432 0:23,548 0:18,103 0:17,781	0:55,526 0:22,730 0:17,182 0:15,614	1:01,046 0:23,965 0:19,397 0:17,684	1:00,151 0:23,729 0:18,704 0:17,718	0:59,913 0:24,019 0:18,472 0:17,422
Runde 2	0:57,244 0:22,206 0:17,858 0:17,180	0:53,871 0:20,934 0:17,183 0:15,754	0:56,878 0:22,187 0:17,792 0:16,899	0:57,403 0:22,254 0:17,802 0:17,347	0:56,648 0:22,287 0:17,955 0:16,406
Runde 3	0:56,581 0:21,898 0:18,295 0:16,388	0:53,604 0:20,935 0:17,099 0:15,570	0:57,199 0:22,122 0:17,923 0:17,154	0:56,520 0:21,727 0:17,979 0:16,814	0:56,129 0:21,699 0:17,716 0:16,714
Runde 4	0:56,643 0:22,184 0:18,034 0:16,425	0:53,444 0:20,787 0:17,067 0:15,590	0:56,109 0:21,933 0:17,711 0:16,465	0:56,144 0:21,846 0:17,924 0:16,374	0:56,162 0:21,675 0:17,463 0:17,024
Runde 5	0:56,804 0:21,729 0:17,809 0:17,266	0:53,443 0:20,786 0:16,805 0:15,852	0:56,166 0:21,769 0:17,648 0:16,749	0:55,965 0:21,935 0:17,628 0:16,402	0:56,074 0:21,833 0:17,823 0:16,418
Runde 6	0:55,860 0:21,611 0:17,853 0:16,396	0:52,837 0:20,603 0:16,741 0:15,493	0:55,884 0:21,603 0:17,645 0:16,636	0:55,730 0:21,661 0:17,594 0:16,475	0:54,372 0:20,936 0:17,472 0:15,964
Runde 7	0:55,559 0:22,348 0:17,275 0:15,936	0:53,317 0:21,139 0:16,730 0:15,448	0:55,706 0:22,030 0:17,399 0:16,277	0:56,002 0:22,166 0:17,418 0:16,418	0:53,930 0:20,885 0:17,179 0:15,866
Runde 8	0:54,819 0:21,365 0:17,276 0:16,178	0:52,595 0:20,468 0:16,655 0:15,472	0:54,639 0:21,409 0:17,204 0:16,026	0:54,885 0:21,575 0:17,184 0:16,126	0:54,366 0:20,759 0:17,721 0:15,886
Runde 9	0:54,815 0:21,340 0:17,087 0:16,388	0:52,320 0:20,381 0:16,525 0:15,414	0:54,710 0:21,443 0:17,052 0:16,215	0:54,273 0:21,147 0:17,152 0:15,974	0:55,337 0:21,541 0:17,724 0:16,072
Runde 10	0:54,092 0:20,967 0:17,140 0:15,985	0:52,314 0:20,266 0:16,486 0:15,562	0:54,229 0:21,035 0:17,097 0:16,097	0:54,216 0:21,080 0:17,193 0:15,943	
Runde 11	0:55,429 0:21,305 0:17,619 0:16,505	0:51,902 0:20,209 0:16,401 0:15,292	0:54,112 0:20,897 0:17,103 0:16,112	0:54,340 0:20,843 0:17,384 0:16,113	
Runde 12	0:53,425 0:21,001 0:16,793 0:15,631	0:51,782 0:20,189 0:16,349 0:15,244			
Runde 13	0:53,642 0:20,793 0:16,921 0:15,928	0:20,089			
Runde 14					







DEUTSCHE KART-MEISTERSCHAFT

Round 1: 12 - 14 / 04 / 2019

SOUTH GARDA - LONATO (ITA)

DMSB

DMSB RegNr 97-19

R 15 DSKM (K22) Race 1

Die schnellsten Zeiten

Ort	Nr. Fahrername	Zeit	Streckenl.	Ø Speed
Ziel	260 Rosati, Fabrizio	0:49,586	1200 m	87,1 km/h
Sektion 1	260 Rosati, Fabrizio	0:19,333	531 m	98,9 km/h
Sektion 2	260 Rosati, Fabrizio	0:15,420	390 m	91,1 km/h
Sektion 3	260 Rosati, Fabrizio	0:14,393	279 m	69,8 km/h

	Smr.219 Sjöberg, Jesper SWE CRG Holland	Smr.225 Talas, Jakub CZE JOKA RACING	Smr.234 Longhi, Riccardo ITA BIREL ART RACING KSW	
	theoretisch mögliche Bestzeit 0:53,927	theoretisch mögliche Bestzeit 0:53,512	theoretisch mögliche Bestzeit 0:53,311	
best	Ziel Sektion 1 Sektion 2 Sektion 3 0:53,934 0:20,918 0:17,224 0:15,785	Ziel Sektion 1 Sektion 2 Sektion 3 0:53,694 0:20,704 0:17,108 0:15,700	Ziel Sektion 1 Sektion 2 Sektion 3 0:53,860 0:20,933 0:16,860 0:15,518	Ziel Sektion 1 Sektion 2 Sektion 3
Runde 1	0:58,589 0:23,083 0:18,053 0:17,453	0:59,788 0:23,634 0:18,400 0:17,754	0:54,696 0:22,318 0:16,860 0:15,518	
Runde 2	0:56,832 0:22,737 0:17,364 0:16,731	0:57,701 0:22,069 0:17,922 0:17,710	0:53,860 0:20,933 0:17,131 0:15,796	
Runde 3	0:55,855 0:22,072 0:17,382 0:16,401	0:55,669 0:21,578 0:17,731 0:16,360	0:54,820 0:21,401 0:17,231 0:16,188	
Runde 4	0:56,517 0:21,232 0:18,197 0:17,088	0:55,889 0:21,454 0:17,274 0:17,161	1:14,153 0:21,720 0:31,491 0:20,942	
Runde 5	0:55,721 0:21,751 0:17,487 0:16,483	0:55,463 0:21,300 0:18,074 0:16,089		
Runde 6	0:54,383 0:21,213 0:17,250 0:15,920	0:53,813 0:20,889 0:17,224 0:15,700		
Runde 7	0:53,934 0:20,918 0:17,224 0:15,792	0:53,694 0:20,704 0:17,108 0:15,882		
Runde 8	0:54,925 0:21,614 0:17,526 0:15,785	0:21,323		
Runde 9				

Warm Up DSKM (K22)

Strecke / track: 1200m

started: 33 classified: 33 not classified: 0

Pos	Stf. Nr.	Fahrer / Driver	Nation	Bewerber/Sponsor	Nation	Lizenz	Chassis/Motor/Reifen	Runden Laps	Differenz	Abstand Gap	beste Runde best Lap	in N. in L.	Beschw. e Speed
1	201	FEDERER, Fabian	ITA	SRP Racing Team	DEU	353643 KBF1156791	Maranello / TM / Vega	9			0:45,783	8	94,4 km/h
2	234	LONGHI, Riccardo	ITA	BIREL ART RACING KSW	AUT	i.b.a. BK102	Birel Art / TM / Vega	11	0:00,024	0:00,024	0:45,807	7	94,3 km/h
3	231	MILELL, Noah	SWE	JP Racing	SWE	200007286711 105	Expirit / Vortex / Vega	11	0:00,032	0:00,008	0:45,815	9	94,3 km/h
4	221	IGLESIAS, Jérémy	FRA	RS Schumacher Racing Team	DEU	187987 KBF1067587	IPK Proga / IAME / Vega	11	0:00,058	0:00,026	0:45,841	10	94,2 km/h
5	232	LUYET, Jean	CHE	CRG Holland	NLD	505028 15521	CRG / TM / Vega	11	0:00,085	0:00,027	0:45,868	11	94,2 km/h
6	233	LUYET, Samuel	CHE	CRG Holland	NLD	505064 15521	CRG / TM / Vega	11	0:00,129	0:00,044	0:45,912	10	94,1 km/h
7	203	PEX, Stan	NLD	SP Motor Sp	NLD	31772 i.b.a.	Kart Republic / TM / Vega	11	0:00,138	0:00,009	0:45,921	10	94,1 km/h
8	251	GIANNONI, Lorenzo	ITA	CPB SPORT	FRA	302413 232241-1	SODI / TM / Vega	12	0:00,148	0:00,010	0:45,931	10	94,1 km/h
9	235	MARSEGLIA, Leonardo G	ITA	BIREL ART RACING KSW	AUT	336013 BK102	Birel Art / TM / Vega	11	0:00,177	0:00,029	0:45,960	11	94,0 km/h
10	202	PEX, Jorrit	NLD	SP Motor Sport	NLD	27382 i.b.a.	Kart Republic / TM / Vega	12	0:00,178	0:00,001	0:45,961	10	94,0 km/h
11	209	NOMBLLOT, Jean	FRA	CPB SPORT	FRA	119783 232241	SODI / TM / Vega	11	0:00,180	0:00,002	0:45,963	9	94,0 km/h
12	223	DAVIES, Dylan	NLD	DR SRL	ITA	19701 296449	DR / Modena / Vega	12	0:00,207	0:00,027	0:45,990	10	93,9 km/h
13	210	DENNER, Emilien	FRA	CPB SPORT	FRA	141283E1 232241	SODI / TM / Vega	12	0:00,230	0:00,023	0:46,013	10	93,9 km/h
14	254	POLLINI, Giacomo	ITA	N.G.M. MOTORSPORT	ITA	299783 385371	FORMULA K / TM RACING / Vega	11	0:00,238	0:00,008	0:46,021	11	93,9 km/h
15	222	PAUL, Maximilian	DEU	DR SRL	ITA	IKB1140086 296449	DR / Modena / Vega	12	0:00,254	0:00,016	0:46,037	9	93,8 km/h
16	204	SCHMITZ, Alexander	DEU	Renda Motorsport	ITA	IKA1120614 322880	Tony Kart / Vortex / Vega	11	0:00,265	0:00,011	0:46,048	10	93,8 km/h
17	215	MATISIC, André	DEU	Solgar Motorsport	DEU	IKB1083048 1079882	Birel Art / TM / Vega	11	0:00,290	0:00,025	0:46,073	9	93,8 km/h
18	212	RATL, Cyril	CHE	Kart-Club Oerlikon	CHE	505053 500006	CRG / TM / Vega	12	0:00,348	0:00,058	0:46,131	10	93,6 km/h
19	216	TORNQVIST PERSSON, B	SWE	CRG Holland	NLD	199810314597 15521	CRG / TM / Vega	11	0:00,406	0:00,058	0:46,189	10	93,5 km/h
20	277	JAVUREK, Dominik	CZE	JOKA RACING	CZE	19AS0193 19AT01111	Birel Art / TM / Vega	10	0:00,432	0:00,026	0:46,215	10	93,5 km/h
21	220	TUBBEN, Max	NLD	CRG Holland	NLD	10197 15521	CRG / TM / Vega	12	0:00,435	0:00,003	0:46,218	7	93,5 km/h
22	257	FUSCO, Giuseppe	ITA	Renda motorsport	ITA	33941E 322880	Birel Art / Vortex / Vega	11	0:00,439	0:00,004	0:46,222	10	93,5 km/h
23	259	SJOKVIST, Isak	SWE	Energy Corse srl	ITA	200108127577 295423	Energy / TM / Vega	11	0:00,461	0:00,022	0:46,244	10	93,4 km/h
24	219	SJÖBERG, Jesper	SWE	CRG Holland	NLD	199910020057 15521	CRG / TM / Vega	11	0:00,470	0:00,009	0:46,253	8	93,4 km/h
25	229	HOLD, Christoph	AUT	Maranello Racing Team	AUT	JK2017 BK003	Maranello / TM / Vega	11	0:00,481	0:00,011	0:46,264	6	93,4 km/h
26	211	CURTO, Alessio	DEU	Valier Motorsport	DEU	IKC1125805 KBF1063735	SODI / TM / Vega	11	0:00,516	0:00,035	0:46,299	10	93,3 km/h
27	230	TONTERI, Paavo	FIN	TB Racing Team	DEU	31303491 KBF1116906	KR / IAME / Vega	11	0:00,595	0:00,079	0:46,378	9	93,1 km/h
28	252	KALLASMAA, Kaspar	EST	Kaspar Kallasmaa	EST	K916 E115	Energy / TM / Vega	11	0:00,639	0:00,044	0:46,422	11	93,1 km/h
29	225	TALAS, Jakub	CZE	JOKA RACING	CZE	19AS0135 19AT01111	Birel Art / TM / Vega	10	0:00,689	0:00,050	0:46,472	10	93,0 km/h
30	208	MROSEK, Michael	DEU	Team AK-Racing	AUT	IKC1131164 BK005	Intrepid / TM / Vega	11	0:00,700	0:00,011	0:46,483	9	92,9 km/h
31	206	WEBER, Stefan	DEU	Kartshop Ampfing	DEU	IKB1104391 KBF1108764	Kosmic / TM / Vega	11	0:00,806	0:00,106	0:46,589	10	92,7 km/h
32	226	NETIAGOVSKII, Daniel	CZE	GREGOR KART S.R.O.	CZE	19AS0200 19AT00491	CRG / TM / Vega	12	0:00,806	0:00,000	0:46,589	11	92,7 km/h
33	260	ROSATI, Fabrizio	ITA	SRP Racing Team	DEU	366709 KBF1156791	Maranello / TM / Vega	11	0:00,949	0:00,143	0:46,732	8	92,4 km/h

Rennleitung: Pasquale Lupoli Racedirektor: Horst Seidel

Sportkommissare: Nikolas Spaderna / Ulrich Bell / Paola Acerbi

Techn. Kommissare: Hans-Jürgen Dangers / M. Grasshoff / C. Schmidt

Zeitnahme: KART-DATA timing service Franz Schiesler






DEUTSCHE KART-MEISTERSCHAFT

Round 1: 12 - 14 / 04 / 2019

SOUTH GARDA - LONATO (ITA)



DMSB RegNr 97-19

Warm Up DSKM (K22)

Fahrername Driver	Federer Fabian	Longhi Riccardo	Mitiell Noah	Iglesias Jérémy	Luyet Jean	Luyet Samuel	Pex Stan	Giannoni Lorenzo	Leonardo Giuseppe	Pex Jorrit	Nombrot Jean	Davies Dylan
schnellste Runde in Runde	0:45,783 Rn. 8	0:45,807 Rn. 7	0:45,815 Rn. 9	0:45,841 Rn. 10	0:45,868 Rn. 11	0:45,912 Rn. 10	0:45,921 Rn. 10	0:45,931 Rn. 10	0:45,960 Rn. 11	0:45,961 Rn. 10	0:45,963 Rn. 9	0:45,990 Rn. 10
Speed	94,4 km/h	94,3 km/h	94,3 km/h	94,2 km/h	94,2 km/h	94,1 km/h	94,1 km/h	94,1 km/h	94,0 km/h	94,0 km/h	94,0 km/h	93,9 km/h
Lap 1	1:02,374	0:56,982	1:03,854	0:55,886	1:03,486	0:57,130	0:54,764	0:58,668	0:56,164	0:54,068	1:03,524	0:57,179
Lap 2	0:54,912	0:52,771	0:57,015	0:52,032	0:56,575	0:56,582	0:51,221	0:55,286	0:51,992	0:50,056	0:57,973	0:52,878
Lap 3	0:49,601	0:47,130	0:52,887	0:50,208	0:52,705	0:51,248	0:49,344	0:47,287	0:51,231	0:49,000	0:53,155	0:47,934
Lap 4	0:50,335	0:46,078	0:50,786	0:48,267	0:51,143	0:49,294	0:48,934	0:46,925	0:49,153	0:47,023	0:50,224	0:46,901
Lap 5	0:47,410	0:46,173	0:48,615	0:47,447	0:49,438	0:52,008	0:49,062	0:46,376	0:49,660	0:46,524	0:48,072	0:46,513
Lap 6	0:46,258	0:46,002	0:47,129	0:46,345	0:48,984	0:46,716	0:46,667	0:46,185	0:47,350	0:46,182	0:47,255	0:46,376
Lap 7	0:47,233	0:45,807	0:46,638	0:46,064	0:47,604	0:46,621	0:46,198	0:46,136	0:47,053	0:46,147	0:49,022	0:46,334
Lap 8	0:45,783	0:45,936	0:46,219	0:45,894	0:46,644	0:46,426	0:45,968	0:48,537	0:46,147	0:46,656	0:46,095	0:46,104
Lap 9	0:46,156	0:45,892	0:45,815	0:46,037	0:46,117	0:46,045	0:47,366	0:45,987	0:46,100	0:46,054	0:45,963	0:46,056
Lap 10		0:45,839	0:45,845	0:45,841	0:45,935	0:45,912	0:45,921	0:45,931	0:46,061	0:45,961	0:46,001	0:45,990
Lap 11		0:51,366	0:46,003	0:45,904	0:45,868	0:46,361	0:45,932	0:45,960	0:45,960	0:46,969	0:46,045	0:46,181
Lap 12								0:45,971	0:45,960	0:46,938		0:46,234






DEUTSCHE KART-MEISTERSCHAFT

Round 1: 12 - 14 / 04 / 2019

SOUTH GARDA - LONATO (ITA)

DMSB




DMSB RegNr 97-19

Warm Up DSKM (K22)

Fahrername Driver	Denner Emilien	Pollini Giacomo	Paul Maximilian	Schmitz Alexander	Matfisc André	Ratl Cyril	Persson Benjamin	Javurek Dominik	Tubben Max	Fusco Giuseppe	Sjokvist Isak	Sjöberg Jesper
schnellste Runde in Runde	0:46,013 Rn. 10	0:46,021 Rn. 11	0:46,037 Rn. 9	0:46,048 Rn. 10	0:46,073 Rn. 9	0:46,131 Rn. 10	0:46,189 Rn. 10	0:46,215 Rn. 10	0:46,218 Rn. 7	0:46,222 Rn. 10	0:46,244 Rn. 10	0:46,253 Rn. 8
Speed	93,9 km/h	93,9 km/h	93,8 km/h	93,8 km/h	93,8 km/h	93,6 km/h	93,5 km/h	93,5 km/h	93,5 km/h	93,5 km/h	93,4 km/h	93,4 km/h
Lap 1	0:55,987	1:00,132	0:56,745	1:02,241	0:55,899	0:57,122	1:02,137	0:55,567	0:54,700	0:58,547	1:05,702	0:54,475
Lap 2	0:51,591	0:55,089	0:52,957	0:55,631	0:51,486	0:51,479	0:56,037	0:52,904	0:50,332	0:55,313	0:56,950	0:51,445
Lap 3	0:48,924	0:56,486	0:47,197	0:51,221	0:48,902	0:47,517	0:52,686	0:49,380	0:47,504	0:50,144	0:52,157	0:49,186
Lap 4	0:47,122	0:50,662	0:46,271	0:48,287	0:48,476	0:46,894	0:48,575	0:48,260	0:46,627	0:47,946	0:48,457	0:47,883
Lap 5	0:47,893	0:47,570	0:46,240	0:47,007	0:46,829	0:46,829	0:46,908	0:47,561	0:46,833	0:47,249	0:47,204	0:47,132
Lap 6	0:46,511	0:46,729	0:46,263	0:46,534	0:46,423	0:46,647	0:46,756	0:46,585	0:46,303	0:46,595	0:46,738	0:46,430
Lap 7	0:46,227	0:46,923	0:46,976	0:46,294	0:46,206	0:46,476	0:48,874	1:54,390	0:46,218	0:46,491	0:47,404	0:46,270
Lap 8	0:46,219	0:46,209	0:46,201	0:46,234	0:46,194	0:46,413	0:46,464	0:46,598	0:46,254	0:46,242	0:46,491	0:46,253
Lap 9	0:46,110	0:46,116	0:46,037	0:46,104	0:46,073	0:46,333	0:46,350	0:46,350	0:46,295	0:46,318	0:46,416	0:46,879
Lap 10	0:46,013	0:46,076	0:46,048	0:46,048	0:46,223	0:46,131	0:46,189	0:46,215	0:46,289	0:46,222	0:46,244	0:46,336
Lap 11	0:47,150	0:46,021	0:47,107	0:46,115	0:46,172	0:46,289	0:46,226		0:46,356	0:46,225	0:46,366	0:46,399
Lap 12	0:46,055		0:46,063			0:59,758			0:46,344			






DEUTSCHE KART-MEISTERSCHAFT

Round 1: 12 - 14 / 04 / 2019

SOUTH GARDA - LONATO (ITA)

DMSB

DMSB RegNr 97-19

Warm Up DSKM (K22)

Fahrername Driver	Hold Christoph	Curto Alessio	Tonteri Paavo	Kallasmaa Kaspar	Talas Jakub	Mrosek Michael	Weber Stefan	Nettiogovskii Daniel	Rosati Fabrizio
schnellste Runde in Runde	0:46,264 Rn. 6	0:46,299 Rn. 10	0:46,378 Rn. 9	0:46,422 Rn. 11	0:46,472 Rn. 10	0:46,483 Rn. 9	0:46,589 Rn. 10	0:46,589 Rn. 11	0:46,732 Rn. 8
Speed	93,4 km/h	93,3 km/h	93,1 km/h	93,1 km/h	93,0 km/h	92,9 km/h	92,7 km/h	92,7 km/h	92,4 km/h
Lap 1	0:55,560	1:02,990	0:58,195	0:55,077	0:55,504	1:01,930	1:01,833	0:56,698	0:56,320
Lap 2	0:51,826	0:53,911	0:54,011	0:52,675	0:59,004	0:55,341	0:55,895	0:51,507	0:53,740
Lap 3	0:50,289	0:49,961	0:49,153	0:49,319	0:51,449	0:51,207	0:51,719	0:47,767	0:50,513
Lap 4	0:48,111	0:47,241	0:48,174	0:48,345	0:47,448	0:48,498	0:47,228	0:47,136	0:48,904
Lap 5	0:46,990	0:46,973	0:47,116	0:47,837	0:46,840	0:47,357	0:47,233	0:47,168	0:47,880
Lap 6	<u>0:46,264</u>	0:46,729	0:47,094	0:46,687	0:46,860	0:46,719	0:46,751	0:46,660	0:47,092
Lap 7	0:46,292	0:46,567	0:46,603	0:46,803	0:46,709	0:46,932	0:47,006	0:46,706	0:47,960
Lap 8	0:46,280	0:46,411	0:47,087	0:46,626	0:46,601	0:47,145	0:46,911	0:46,817	<u>0:46,732</u>
Lap 9	0:46,384	0:46,301	0:46,378	0:46,448	0:46,655	0:46,483	0:46,708	0:46,701	0:46,834
Lap 10	0:46,312	<u>0:46,299</u>	0:46,861	0:46,554	<u>0:46,472</u>	0:46,572	<u>0:46,589</u>	0:46,930	0:47,799
Lap 11	0:46,328	0:46,386	0:46,418	<u>0:46,422</u>		0:46,804	0:46,598	0:46,589	0:47,037
Lap 12								0:47,653	



DMSB RegNr. 97-19

Warm Up DSKM (K22)

Ziel		Sektion 1		Sektion 2		Sektion 3	
Fahrername	Zeit	Fahrername	Zeit	Fahrername	Zeit	Fahrername	Zeit
1 201 Federer, Fabian	0:45,783	201 Federer, Fabian	0:17,860	221 Iglesias, Jérémy	0:14,318	234 Longhi, Riccardo	0:13,447
2 234 Longhi, Riccardo	0:45,807	209 Nombrot, Jean	0:17,912	231 Miliell, Noah	0:14,326	201 Federer, Fabian	0:13,464
3 231 Miliell, Noah	0:45,815	234 Longhi, Riccardo	0:17,922	210 Denner, Emilien	0:14,337	231 Miliell, Noah	0:13,476
4 221 Iglesias, Jérémy	0:45,841	251 Giannoni, Lorenzo	0:17,933	232 Luyet, Jean	0:14,340	203 Pex, Stan	0:13,498
5 232 Luyet, Jean	0:45,868	231 Miliell, Noah	0:17,948	251 Giannoni, Lorenzo	0:14,348	221 Iglesias, Jérémy	0:13,508
6 233 Luyet, Samuel	0:45,912	202 Pex, Jorrit	0:17,951	235 Marseglia, Leonardo Giu	0:14,375	251 Giannoni, Lorenzo	0:13,514
7 203 Pex, Stan	0:45,921	203 Pex, Stan	0:17,952	222 Paul, Maximilian	0:14,378	202 Pex, Jorrit	0:13,517
8 251 Giannoni, Lorenzo	0:45,931	221 Iglesias, Jérémy	0:17,956	201 Federer, Fabian	0:14,379	233 Luyet, Samuel	0:13,519
9 235 Marseglia, Leonardo Giu	0:45,960	233 Luyet, Samuel	0:17,976	254 Pollini, Giacomo	0:14,397	209 Nombrot, Jean	0:13,525
10 202 Pex, Jorrit	0:45,961	235 Marseglia, Leonardo Giu	0:17,978	223 Davies, Dylan	0:14,400	215 Matisic, André	0:13,525
11 209 Nombrot, Jean	0:45,963	254 Pollini, Giacomo	0:17,978	209 Nombrot, Jean	0:14,403	232 Luyet, Jean	0:13,530
12 223 Davies, Dylan	0:45,990	210 Denner, Emilien	0:17,984	234 Longhi, Riccardo	0:14,410	235 Marseglia, Leonardo Giu	0:13,530
13 210 Denner, Emilien	0:46,013	223 Davies, Dylan	0:17,986	233 Luyet, Samuel	0:14,417	223 Davies, Dylan	0:13,553
14 254 Pollini, Giacomo	0:46,021	222 Paul, Maximilian	0:17,990	204 Schmitz, Alexander	0:14,425	212 Ratl, Cyril	0:13,562
15 222 Paul, Maximilian	0:46,037	204 Schmitz, Alexander	0:17,997	203 Pex, Stan	0:14,431	254 Pollini, Giacomo	0:13,582
16 204 Schmitz, Alexander	0:46,048	232 Luyet, Jean	0:17,998	277 Javurek, Dominik	0:14,436	219 Sjöberg, Jesper	0:13,584
17 215 Matisic, André	0:46,073	212 Ratl, Cyril	0:18,044	216 Tornqvist Persson, Benja	0:14,441	222 Paul, Maximilian	0:13,585
18 212 Ratl, Cyril	0:46,131	215 Matisic, André	0:18,045	257 Fusco, Giuseppe	0:14,443	220 Tubben, Max	0:13,589
19 216 Tornqvist Persson, Benja	0:46,189	257 Fusco, Giuseppe	0:18,064	215 Matisic, André	0:14,447	204 Schmitz, Alexander	0:13,599
20 277 Javurek, Dominik	0:46,215	219 Sjöberg, Jesper	0:18,066	259 Sjökvist, Isak	0:14,460	229 Hold, Christoph	0:13,600
21 220 Tubben, Max	0:46,218	230 Tonteri, Paavo	0:18,066	220 Tubben, Max	0:14,471	210 Denner, Emilien	0:13,619
22 257 Fusco, Giuseppe	0:46,222	252 Kallasmaa, Kaspar	0:18,078	202 Pex, Jorrit	0:14,480	216 Tornqvist Persson, Benja	0:13,632
23 259 Sjökvist, Isak	0:46,244	229 Hold, Christoph	0:18,083	211 Curto, Alessio	0:14,493	211 Curto, Alessio	0:13,638
24 219 Sjöberg, Jesper	0:46,253	259 Sjökvist, Isak	0:18,090	229 Hold, Christoph	0:14,501	225 Talas, Jakub	0:13,642
25 229 Hold, Christoph	0:46,264	220 Tubben, Max	0:18,098	208 Mrosek, Michael	0:14,505	257 Fusco, Giuseppe	0:13,652
26 211 Curto, Alessio	0:46,299	216 Tornqvist Persson, Benja	0:18,103	212 Ratl, Cyril	0:14,510	277 Javurek, Dominik	0:13,657
27 230 Tonteri, Paavo	0:46,378	211 Curto, Alessio	0:18,114	252 Kallasmaa, Kaspar	0:14,516	226 Nettagovskii, Daniel	0:13,692
28 252 Kallasmaa, Kaspar	0:46,422	277 Javurek, Dominik	0:18,122	219 Sjöberg, Jesper	0:14,536	259 Sjökvist, Isak	0:13,694
29 225 Talas, Jakub	0:46,472	206 Weber, Stefan	0:18,184	230 Tonteri, Paavo	0:14,549	208 Mrosek, Michael	0:13,696
30 208 Mrosek, Michael	0:46,483	208 Mrosek, Michael	0:18,233	225 Talas, Jakub	0:14,563	206 Weber, Stefan	0:13,719
31 206 Weber, Stefan	0:46,589	225 Talas, Jakub	0:18,246	226 Nettagovskii, Daniel	0:14,581	230 Tonteri, Paavo	0:13,730
32 226 Nettagovskii, Daniel	0:46,589	260 Rosati, Fabrizio	0:18,247	206 Weber, Stefan	0:14,633	252 Kallasmaa, Kaspar	0:13,756
33 260 Rosati, Fabrizio	0:46,732	226 Nettagovskii, Daniel	0:18,267	260 Rosati, Fabrizio	0:14,649	260 Rosati, Fabrizio	0:13,798







Round 1: 12 - 14 / 04 / 2019

SOUTH GARDA - LONATO (ITA)

DEUTSCHE KART-MEISTERSCHAFT

DMSB RegNr 97-19

Warm Up DSKM (KZ2)

Die schnellsten Zeiten

Ort	Nr. Fahrername	Zeit	Streckenl.	Ø Speed
Ziel	201 Federer,Fabian	0:45,783	1200 m	94,4 km/h
Sektion 1	201 Federer,Fabian	0:17,860	531 m	107,0 km/h
Sektion 2	221 Iglesias,Jérémy	0:14,318	390 m	98,1 km/h
Sektion 3	234 Longhi,Riccardo	0:13,447	279 m	74,7 km/h

	Smr.201 Federer,Fabian ITA SRP Racing Team			Smr.234 Longhi,Riccardo ITA BIREL ART RACING KSW			Smr.231 Millel,Noah SWE JP Racing			Smr.221 Iglesias,Jérémy FRA RS Schumacher Racing Team			Smr.232 Luyet,Jean CHE CRG Holland						
	theoretisch mögliche Bestzeit	Sektion 2	Sektion 3	theoretisch mögliche Bestzeit	Sektion 2	Sektion 3	theoretisch mögliche Bestzeit	Sektion 2	Sektion 3	theoretisch mögliche Bestzeit	Sektion 2	Sektion 3	theoretisch mögliche Bestzeit	Sektion 2	Sektion 3				
best	0:45,783	0:14,379	0:13,464	0:45,807	0:17,922	0:14,410	0:13,447	0:45,815	0:17,948	0:14,326	0:13,476	0:45,841	0:17,956	0:14,318	0:13,508	0:45,868	0:17,998	0:14,340	0:13,530
Runde 1	1:02,374	0:26,528	0:19,558	0:56,982	0:23,855	0:18,074	0:15,053	1:03,854	0:26,159	0:19,303	0:18,392	0:55,886	0:22,563	0:17,713	0:15,610	1:03,486	0:26,281	0:20,215	0:16,990
Runde 2	0:54,912	0:22,083	0:17,820	0:52,771	0:21,339	0:17,230	0:14,202	0:57,015	0:22,718	0:17,935	0:16,362	0:52,032	0:20,727	0:16,282	0:15,023	0:56,575	0:22,566	0:17,483	0:16,576
Runde 3	0:49,601	0:19,573	0:15,622	0:47,130	0:18,568	0:14,815	0:13,747	0:52,887	0:21,836	0:16,439	0:14,612	0:50,208	0:19,381	0:15,519	0:15,308	0:52,705	0:21,444	0:16,187	0:15,074
Runde 4	0:50,335	0:19,544	0:16,479	0:46,078	0:18,034	0:14,476	0:13,568	0:50,786	0:20,601	0:15,732	0:14,453	0:48,267	0:19,074	0:15,217	0:13,976	0:51,143	0:20,689	0:15,857	0:14,597
Runde 5	0:47,410	0:19,114	0:14,651	0:46,173	0:18,182	0:14,476	0:13,515	0:48,615	0:19,373	0:15,187	0:14,055	0:47,447	0:18,815	0:14,869	0:13,763	0:49,438	0:19,705	0:15,448	0:14,285
Runde 6	0:46,258	0:17,993	0:14,588	0:46,002	0:17,969	0:14,410	0:13,623	0:47,129	0:18,700	0:14,657	0:13,772	0:46,345	0:18,234	0:14,526	0:13,585	0:48,984	0:19,732	0:15,310	0:13,942
Runde 7	0:47,233	0:18,689	0:14,941	0:45,807	0:17,929	0:14,428	0:13,450	0:46,638	0:18,438	0:14,525	0:13,675	0:46,064	0:18,126	0:14,370	0:13,568	0:47,604	0:19,235	0:14,654	0:13,715
Runde 8	0:45,783	0:17,940	0:14,379	0:45,936	0:17,989	0:14,458	0:13,489	0:46,219	0:18,149	0:14,487	0:13,583	0:45,894	0:18,005	0:14,381	0:13,508	0:46,644	0:18,114	0:14,490	0:14,040
Runde 9	0:46,156	0:17,860	0:14,665	0:45,892	0:17,954	0:14,425	0:13,513	0:45,815	0:17,959	0:14,352	0:13,504	0:46,037	0:18,079	0:14,413	0:13,545	0:46,117	0:18,035	0:14,498	0:13,584
Runde 10				0:45,839	0:17,951	0:14,441	0:13,447	0:45,845	0:17,982	0:14,387	0:13,476	0:45,841	0:17,982	0:14,318	0:13,541	0:45,935	0:18,017	0:14,369	0:13,549
Runde 11				0:51,366	0:17,922	0:14,414	0:19,030	0:46,003	0:17,948	0:14,326	0:13,729	0:45,904	0:17,956	0:14,398	0:13,550	0:45,868	0:17,998	0:14,340	0:13,530
Runde 12																			






DEUTSCHE KART-MEISTERSCHAFT

Round 1: 12 - 14 / 04 / 2019

SOUTH GARDA - LONATO (ITA)

DMSB

DMSB RegNr 97-19

Warm Up DSKM (K22)

Die schnellsten Zeiten

Ort	Nr. Fahrername	Zeit	Streckenl.	Ø Speed
Ziel	201 Federer, Fabian	0:45,783	1200 m	94,4 km/h
Sektion 1	201 Federer, Fabian	0:17,860	531 m	107,0 km/h
Sektion 2	221 Iglesias, Jérémy	0:14,318	390 m	98,1 km/h
Sektion 3	234 Longhi, Riccardo	0:13,447	279 m	74,7 km/h

	Snr.233 Luyet, Samuel CHE			Snr.203 Pex, Stan NLD			Snr.251 Giannoni, Lorenzo ITA			Snr.235 Marsiglio, Leonardo Giuseppe ITA			Snr.202 Pex, Jorrit NLD							
	CRG Holland	SP Motor Sp	CPB SPORT	BIREL ART RACING KSW	SP Motor Sport	theoretisch mögliche Bestzeit	Ziel	Sektion 1	Sektion 2	Sektion 3	theoretisch mögliche Bestzeit	Ziel	Sektion 1	Sektion 2	Sektion 3					
best	0:45,912	0:17,976	0:14,417	0:13,519	0:45,921	0:17,952	0:14,431	0:13,498	0:45,931	0:17,933	0:14,348	0:13,514	0:45,960	0:17,978	0:14,375	0:13,530	0:45,961	0:17,951	0:14,480	0:13,517
Runde 1	0:57,130	0:23,501	0:17,902	0:15,727	0:54,764	0:22,429	0:16,674	0:15,661	0:58,668	0:24,978	0:17,858	0:15,832	0:56,164	0:22,682	0:17,465	0:16,017	0:54,068	0:22,367	0:16,929	0:14,772
Runde 2	0:56,582	0:22,274	0:17,781	0:16,527	0:51,221	0:20,617	0:16,129	0:14,475	0:55,286	0:22,506	0:17,640	0:15,140	0:51,992	0:21,139	0:16,285	0:14,568	0:50,056	0:19,885	0:15,761	0:14,410
Runde 3	0:51,248	0:20,721	0:16,062	0:14,465	0:49,344	0:19,397	0:15,588	0:14,359	0:47,287	0:18,622	0:14,804	0:13,861	0:51,231	0:19,475	0:16,124	0:15,632	0:49,000	0:19,495	0:15,487	0:14,018
Runde 4	0:49,294	0:19,238	0:15,620	0:14,436	0:48,934	0:19,315	0:15,624	0:13,995	0:46,925	0:18,444	0:14,664	0:13,817	0:49,153	0:19,408	0:15,381	0:14,364	0:47,023	0:18,508	0:14,774	0:13,741
Runde 5	0:52,008	0:19,696	0:15,663	0:16,649	0:49,062	0:20,129	0:14,980	0:13,953	0:46,376	0:18,212	0:14,529	0:13,635	0:49,660	0:20,069	0:15,416	0:14,175	0:46,524	0:18,231	0:14,628	0:13,665
Runde 6	0:46,716	0:18,294	0:14,738	0:13,684	0:46,667	0:18,281	0:14,678	0:13,708	0:46,185	0:18,120	0:14,399	0:13,666	0:47,350	0:18,752	0:14,687	0:13,911	0:46,182	0:18,080	0:14,501	0:13,601
Runde 7	0:46,621	0:18,445	0:14,467	0:13,709	0:46,198	0:18,076	0:14,540	0:13,582	0:46,136	0:18,006	0:14,553	0:13,577	0:47,053	0:18,413	0:14,676	0:13,964	0:46,147	0:18,055	0:14,494	0:13,598
Runde 8	0:46,426	0:18,090	0:14,679	0:13,657	0:45,968	0:17,952	0:14,518	0:13,498	0:48,537	0:19,368	0:15,564	0:13,605	0:46,147	0:18,027	0:14,435	0:13,685	0:46,656	0:18,531	0:14,608	0:13,517
Runde 9	0:46,045	0:18,032	0:14,439	0:13,574	0:47,366	0:19,010	0:14,772	0:13,584	0:45,987	0:17,985	0:14,444	0:13,558	0:46,100	0:18,034	0:14,489	0:13,577	0:46,054	0:17,982	0:14,503	0:13,569
Runde 10	0:45,912	0:17,976	0:14,417	0:13,519	0:45,921	0:17,982	0:14,431	0:13,508	0:45,931	0:18,013	0:14,404	0:13,514	0:46,061	0:18,107	0:14,424	0:13,530	0:45,961	0:17,951	0:14,480	0:13,550
Runde 11	0:46,361	0:18,215	0:14,448	0:13,698	0:45,932	0:17,957	0:14,433	0:13,542	0:45,960	0:17,933	0:14,410	0:13,617	0:45,960	0:17,978	0:14,375	0:13,607	0:46,969	0:18,345	0:15,013	0:13,611
Runde 12					0:45,971	0:17,976	0:14,348	0:13,647									0:46,938	0:18,216	0:15,044	0:13,678






DEUTSCHE KART-MEISTERSCHAFT

Round 1: 12 - 14 / 04 / 2019

SOUTH GARDA - LONATO (ITA)



DMSB

DMSB RegNr 97-19

Warm Up DSKM (K22)

Die schnellsten Zeiten

Ort	Nr. Fahrername	Zeit	Streckenl.	ø Speed
Ziel	201 Federer,Fabian	0:45,783	1200 m	94,4 km/h
Sektion 1	201 Federer,Fabian	0:17,860	531 m	107,0 km/h
Sektion 2	221 Iglesias,Jeremy	0:14,318	390 m	98,1 km/h
Sektion 3	234 Longhi,Riccardo	0:13,447	279 m	74,7 km/h

	Stmr.209 Nombrot,Jean FRA CPB SPORT			Stmr.223 Davies,Dylan NLD DR SRL			Stmr.210 Denner,Emilien FRA CPB SPORT			Stmr.254 Pollini,Giacomo ITA N.G.M. MOTORSPORT			Stmr.222 Paul,Maximilian DEU DR SRL							
	theoretisch mögliche Bestzeit	Ziel	Bestzeit	theoretisch mögliche Bestzeit	Ziel	Bestzeit	theoretisch mögliche Bestzeit	Ziel	Bestzeit	theoretisch mögliche Bestzeit	Ziel	Bestzeit	theoretisch mögliche Bestzeit	Ziel	Bestzeit					
best	0:45,963	0:17,912	0:14,403	0:45,990	0:17,986	0:14,400	0:46,013	0:17,984	0:14,337	0:13,619	0:46,021	0:17,978	0:14,397	0:13,582	0:46,037	0:17,990	0:14,378	0:13,585		
Runde 1	1:03,524	0:26,122	0:19,410	0:17,992	0:57,179	0:24,120	0:17,883	0:15,176	0:55,987	0:22,925	0:17,461	0:15,601	1:00,132	0:24,548	0:18,613	0:16,971	0:56,745	0:24,038	0:17,701	0:15,006
Runde 2	0:57,973	0:23,527	0:17,605	0:16,841	0:52,878	0:20,985	0:17,241	0:14,652	0:51,591	0:20,652	0:16,062	0:14,877	0:55,089	0:21,838	0:17,454	0:15,797	0:52,957	0:21,305	0:17,136	0:14,516
Runde 3	0:53,155	0:21,454	0:16,280	0:15,421	0:47,934	0:19,131	0:14,857	0:13,946	0:48,924	0:19,583	0:15,014	0:14,327	0:56,486	0:23,086	0:17,852	0:15,548	0:47,197	0:18,704	0:14,679	0:13,814
Runde 4	0:50,224	0:19,949	0:15,770	0:14,505	0:46,901	0:18,258	0:14,745	0:13,898	0:47,122	0:18,506	0:14,744	0:13,872	0:50,662	0:21,014	0:15,475	0:14,173	0:46,271	0:18,099	0:14,524	0:13,648
Runde 5	0:48,072	0:18,947	0:15,110	0:14,015	0:46,513	0:18,256	0:14,548	0:13,709	0:47,893	0:19,030	0:15,014	0:13,849	0:47,570	0:18,679	0:14,995	0:13,896	0:46,240	0:18,141	0:14,468	0:13,631
Runde 6	0:47,255	0:18,237	0:14,723	0:14,295	0:46,376	0:18,235	0:14,474	0:13,667	0:46,511	0:18,262	0:14,517	0:13,732	0:46,729	0:18,361	0:14,643	0:13,725	0:46,263	0:18,186	0:14,378	0:13,699
Runde 7	0:49,022	0:20,674	0:14,591	0:13,757	0:46,334	0:18,154	0:14,569	0:13,611	0:46,227	0:18,126	0:14,465	0:13,636	0:46,923	0:18,585	0:14,644	0:13,694	0:46,976	0:18,539	0:14,759	0:13,678
Runde 8	0:46,095	0:18,035	0:14,475	0:13,585	0:46,104	0:18,137	0:14,400	0:13,567	0:46,219	0:18,147	0:14,385	0:13,687	0:46,209	0:18,139	0:14,488	0:13,582	0:46,201	0:18,098	0:14,451	0:13,652
Runde 9	0:45,963	0:18,022	0:14,416	0:13,525	0:46,056	0:18,091	0:14,412	0:13,553	0:46,110	0:18,095	0:14,337	0:13,678	0:46,116	0:18,015	0:14,408	0:13,693	0:46,037	0:18,060	0:14,392	0:13,585
Runde 10	0:46,001	0:17,912	0:14,433	0:13,656	0:45,990	0:17,986	0:14,429	0:13,575	0:46,013	0:17,984	0:14,409	0:13,620	0:46,076	0:18,072	0:14,405	0:13,599	0:46,048	0:17,990	0:14,462	0:13,596
Runde 11	0:46,045	0:18,043	0:14,403	0:13,599	0:46,181	0:18,067	0:14,478	0:13,636	0:47,150	0:18,064	0:14,354	0:14,732	0:46,021	0:17,978	0:14,397	0:13,646	0:47,107	0:18,071	0:15,204	0:13,832
Runde 12					0:46,234	0:18,072	0:14,522	0:13,640	0:46,055	0:18,052	0:14,384	0:13,619					0:46,063	0:18,020	0:14,404	0:13,639



DSKM



DEUTSCHE KART-MEISTERSCHAFT




Round 1: 12 - 14 / 04 / 2019

SOUTH GARDA - LONATO (ITA)



DMSB RegNr 97-19

Warm Up DSKM (K22)

Die schnellsten Zeiten

Ort	Nr. Fahrername	Zeit	Streckenl.	Ø Speed
Ziel	201 Federer, Fabian	0:45,783	1200 m	94,4 km/h
Sektion 1	201 Federer, Fabian	0:17,860	531 m	107,0 km/h
Sektion 2	221 Iglesias, Jérémy	0:14,318	390 m	98,1 km/h
Sektion 3	234 Longhi, Riccardo	0:13,447	279 m	74,7 km/h

	Snr.204 Schmitz, Alexander DEU Renda Motorsport			Snr.215 Maticic, André DEU Solgat Motorsport			Snr.212 Rati, Cyril CHE Kart-Club Oerlikon			Snr.216 Tornqvist Persson, Benjamin SWE CRG Holland			Snr.277 Javurek, Dominik CZE JOKA RACING		
	theoretisch mögliche Bestzeit	Sektion 2	Sektion 3	theoretisch mögliche Bestzeit	Sektion 2	Sektion 3	theoretisch mögliche Bestzeit	Sektion 2	Sektion 3	theoretisch mögliche Bestzeit	Sektion 2	Sektion 3	theoretisch mögliche Bestzeit	Sektion 2	Sektion 3
best	0:46,048	0:17,997	0:14,425	0:46,073	0:18,045	0:14,447	0:46,131	0:18,044	0:14,510	0:46,189	0:18,103	0:14,441	0:46,215	0:18,122	0:14,436
Runde 1	1:02,241	0:25,694	0:19,670	0:55,899	0:23,357	0:17,316	0:57,122	0:23,769	0:17,562	1:02,137	0:25,534	0:19,438	0:55,567	0:22,442	0:17,768
Runde 2	0:55,631	0:23,061	0:16,878	0:51,486	0:21,058	0:16,141	0:51,479	0:20,915	0:16,188	0:56,037	0:22,700	0:17,775	0:52,904	0:21,948	0:16,389
Runde 3	0:51,221	0:20,763	0:15,913	0:48,902	0:19,250	0:15,711	0:47,517	0:18,693	0:14,870	0:52,686	0:21,166	0:17,014	0:49,380	0:19,906	0:14,895
Runde 4	0:48,287	0:19,289	0:15,099	0:48,476	0:18,839	0:15,635	0:46,894	0:18,432	0:14,670	0:48,575	0:19,304	0:15,298	0:48,260	0:19,065	0:15,237
Runde 5	0:47,007	0:18,365	0:14,814	0:46,829	0:18,522	0:14,588	0:46,829	0:18,331	0:14,715	0:46,908	0:18,398	0:14,689	0:47,561	0:18,832	0:14,814
Runde 6	0:46,534	0:18,292	0:14,594	0:46,423	0:18,231	0:14,531	0:46,647	0:18,275	0:14,646	0:46,756	0:18,293	0:14,663	0:46,585	0:18,195	0:14,630
Runde 7	0:46,294	0:18,117	0:14,506	0:46,206	0:18,147	0:14,497	0:46,476	0:18,176	0:14,576	0:48,874	0:18,290	0:15,389	1:54,390	1:24,867	0:15,539
Runde 8	0:46,234	0:18,076	0:14,479	0:46,194	0:18,138	0:14,463	0:46,413	0:18,105	0:14,622	0:46,464	0:18,176	0:14,618	0:46,598	0:18,377	0:14,544
Runde 9	0:46,104	0:17,997	0:14,502	0:46,073	0:18,101	0:14,447	0:46,333	0:18,082	0:14,569	0:46,350	0:18,133	0:14,545	0:46,350	0:18,191	0:14,447
Runde 10	0:46,048	0:18,021	0:14,425	0:46,223	0:18,134	0:14,494	0:46,131	0:18,044	0:14,525	0:46,189	0:18,116	0:14,441	0:46,215	0:18,122	0:14,436
Runde 11	0:46,115	0:18,074	0:14,442	0:46,172	0:18,045	0:14,481	0:46,289	0:18,058	0:14,553	0:46,226	0:18,103	0:14,471	0:46,215	0:18,122	0:14,436
Runde 12				0:59,758	0:18,139	0:14,510	0:57,758	0:18,139	0:14,510	0:59,758	0:18,139	0:14,510	0:57,758	0:18,139	0:14,510






DEUTSCHE KART-MEISTERSCHAFT

Round 1: 12 - 14 / 04 / 2019

SOUTH GARDA - LONATO (ITA)



DMSB

DMSB RegNr 97-19

Warm Up DSKM (K22)

Die schnellsten Zeiten

Ort	Nr. Fahrername	Zeit	Streckenl.	ø Speed
Ziel	201 Federer, Fabian	0:45,783	1200 m	94,4 km/h
Sektion 1	201 Federer, Fabian	0:17,860	531 m	107,0 km/h
Sektion 2	221 Iglesias, Jérémy	0:14,318	390 m	98,1 km/h
Sektion 3	234 Longhi, Riccardo	0:13,447	279 m	74,7 km/h

	Smr.220 Tubben,Max NLD CRG Holland	Smr.257 Fusco,Giuseppe ITA Renta motorsport	Smr.259 Sjökvist,Isak SWE Energy Corse srl	Smr.219 Sjöberg,Jesper SWE CRG Holland	Smr.229 Hold,Christoph AUT Maranello Racing Team
	theoretisch mögliche Bestzeit 0:46,158	theoretisch mögliche Bestzeit 0:46,159	theoretisch mögliche Bestzeit 0:46,244	theoretisch mögliche Bestzeit 0:46,186	theoretisch mögliche Bestzeit 0:46,184
best	Ziel 0:46,218 0:18,098 0:14,471 0:13,589	Ziel 0:46,222 0:18,064 0:14,443 0:13,652	Ziel 0:46,244 0:18,090 0:14,460 0:13,694	Ziel 0:46,253 0:18,066 0:14,536 0:13,584	Ziel 0:46,264 0:18,083 0:14,501 0:13,600
Runde 1	0:54,700 0:22,190 0:17,812 0:14,698	0:58,547 0:23,302 0:18,887 0:16,358	1:05,702 0:28,258 0:19,542 0:17,902	0:54,475 0:22,261 0:17,132 0:15,082	0:55,560 0:23,222 0:17,003 0:15,335
Runde 2	0:50,332 0:20,217 0:16,053 0:14,062	0:55,313 0:22,776 0:16,737 0:15,800	0:56,950 0:23,546 0:17,912 0:15,492	0:51,445 0:20,625 0:16,342 0:14,478	0:51,826 0:20,965 0:16,383 0:14,478
Runde 3	0:47,504 0:18,716 0:14,907 0:13,881	0:50,144 0:20,685 0:15,089 0:14,370	0:52,157 0:21,400 0:16,219 0:14,538	0:49,186 0:19,309 0:15,537 0:14,340	0:50,289 0:19,952 0:15,636 0:14,701
Runde 4	0:46,627 0:18,326 0:14,612 0:13,689	0:47,946 0:19,260 0:14,712 0:13,974	0:48,457 0:19,356 0:15,065 0:14,036	0:47,883 0:18,396 0:15,541 0:13,946	0:48,111 0:18,679 0:15,298 0:14,134
Runde 5	0:46,893 0:18,506 0:14,543 0:13,784	0:47,249 0:18,830 0:14,713 0:13,706	0:47,204 0:18,560 0:14,777 0:13,867	0:47,132 0:18,631 0:14,833 0:13,668	0:46,990 0:18,696 0:14,601 0:13,693
Runde 6	0:46,303 0:18,177 0:14,512 0:13,614	0:46,595 0:18,232 0:14,591 0:13,772	0:46,738 0:18,274 0:14,645 0:13,819	0:46,430 0:18,163 0:14,587 0:13,680	0:46,264 0:18,090 0:14,501 0:13,673
Runde 7	0:46,218 0:18,098 0:14,471 0:13,649	0:46,491 0:18,229 0:14,569 0:13,693	0:47,404 0:18,278 0:14,711 0:14,415	0:46,270 0:18,071 0:14,558 0:13,641	0:46,292 0:18,122 0:14,516 0:13,654
Runde 8	0:46,254 0:18,139 0:14,474 0:13,641	0:46,242 0:18,095 0:14,495 0:13,652	0:46,491 0:18,213 0:14,493 0:13,785	0:46,258 0:18,095 0:14,536 0:13,622	0:46,280 0:18,083 0:14,555 0:13,642
Runde 9	0:46,295 0:18,138 0:14,506 0:13,651	0:46,318 0:18,154 0:14,480 0:13,684	0:46,416 0:18,140 0:14,519 0:13,757	0:46,879 0:18,188 0:15,010 0:13,681	0:46,384 0:18,117 0:14,667 0:13,600
Runde 10	0:46,289 0:18,163 0:14,537 0:13,589	0:46,222 0:18,064 0:14,443 0:13,715	0:46,244 0:18,090 0:14,460 0:13,694	0:46,336 0:18,066 0:14,686 0:13,584	0:46,312 0:18,156 0:14,534 0:13,622
Runde 11	0:46,356 0:18,136 0:14,552 0:13,668	0:46,225 0:18,067 0:14,483 0:13,675	0:46,366 0:18,121 0:14,542 0:13,703	0:46,399 0:18,138 0:14,610 0:13,651	0:46,328 0:18,140 0:14,557 0:13,631
Runde 12	0:46,344 0:18,125 0:14,562 0:13,657				





DEUTSCHE KART-MEISTERSCHAFT

Round 1: 12 - 14 / 04 / 2019

SOUTH GARDA - LONATO (ITA)




DMSB RegNr 97-19

Warm Up DSKM (K22)

Die schnellsten Zeiten

Ort	Nr. Fahrername	Zeit	Streckenl.	Ø Speed
Ziel	201 Federer, Fabian	0:45,783	1200 m	94,4 km/h
Sektion 1	201 Federer, Fabian	0:17,860	531 m	107,0 km/h
Sektion 2	221 Iglesias, Jérémy	0:14,318	390 m	98,1 km/h
Sektion 3	234 Longhi, Riccardo	0:13,447	279 m	74,7 km/h

	Smr.211 Curto,Alessio DEU Valier Motorsport	Smr.230 Tonteri,Paavo FIN TB Racing Team	Smr.252 Kallasmaa,Kaspar EST Kaspar Kallasmaa	Smr.225 Tatas,Jakub CZE JOKA RACING	Smr.208 Mrosek,Michael DEU Team AK-Racing
best	theoretisch mögliche Bestzeit 0:46,245 Ziel Sektion 1 Sektion 2 Sektion 3 0:46,299 0:18,114 0:14,493 0:13,638	theoretisch mögliche Bestzeit 0:46,345 Ziel Sektion 1 Sektion 2 Sektion 3 0:46,378 0:18,066 0:14,549 0:13,730	theoretisch mögliche Bestzeit 0:46,350 Ziel Sektion 1 Sektion 2 Sektion 3 0:46,422 0:18,078 0:14,516 0:13,756	theoretisch mögliche Bestzeit 0:46,451 Ziel Sektion 1 Sektion 2 Sektion 3 0:46,472 0:18,246 0:14,563 0:13,642	theoretisch mögliche Bestzeit 0:46,434 Ziel Sektion 1 Sektion 2 Sektion 3 0:46,483 0:18,233 0:14,505 0:13,696
Runde 1	1:02,990 0:26,176 0:19,374 0:17,440	0:58,195 0:24,844 0:17,687 0:15,664	0:55,077 0:23,239 0:16,673 0:15,165	0:55,504 0:23,896 0:16,748 0:14,860	1:01,930 0:25,464 0:19,333 0:17,133
Runde 2	0:53,911 0:21,030 0:17,733 0:15,148	0:54,011 0:19,836 0:17,063 0:17,112	0:52,675 0:21,218 0:17,051 0:14,406	0:59,004 0:24,910 0:19,636 0:14,458	0:55,341 0:22,871 0:16,978 0:15,492
Runde 3	0:49,961 0:20,302 0:15,566 0:14,093	0:49,153 0:19,693 0:15,223 0:14,237	0:49,319 0:19,934 0:14,958 0:14,427	0:51,449 0:20,111 0:17,213 0:14,125	0:51,207 0:20,723 0:15,731 0:14,753
Runde 4	0:47,241 0:18,523 0:14,784 0:13,934	0:48,174 0:19,060 0:15,098 0:14,016	0:48,345 0:19,070 0:15,197 0:14,078	0:47,448 0:18,538 0:14,980 0:13,930	0:48,498 0:19,479 0:15,080 0:13,939
Runde 5	0:46,973 0:18,404 0:14,759 0:13,810	0:47,116 0:18,368 0:14,846 0:13,902	0:47,837 0:18,830 0:15,105 0:13,902	0:46,840 0:18,402 0:14,673 0:13,765	0:47,357 0:18,668 0:14,770 0:13,919
Runde 6	0:46,729 0:18,343 0:14,656 0:13,730	0:47,094 0:18,347 0:14,810 0:13,937	0:46,687 0:18,287 0:14,623 0:13,777	0:46,860 0:18,400 0:14,689 0:13,771	0:46,719 0:18,320 0:14,617 0:13,782
Runde 7	0:46,567 0:18,306 0:14,563 0:13,698	0:46,603 0:18,190 0:14,584 0:13,829	0:46,803 0:18,349 0:14,606 0:13,848	0:46,709 0:18,346 0:14,625 0:13,738	0:46,932 0:18,331 0:14,728 0:13,873
Runde 8	0:46,411 0:18,184 0:14,493 0:13,734	0:47,087 0:18,175 0:15,007 0:13,905	0:46,626 0:18,243 0:14,624 0:13,759	0:46,601 0:18,324 0:14,600 0:13,677	0:47,145 0:18,681 0:14,662 0:13,802
Runde 9	0:46,301 0:18,114 0:14,549 0:13,638	0:46,378 0:18,066 0:14,564 0:13,748	0:46,448 0:18,114 0:14,578 0:13,756	0:46,655 0:18,378 0:14,563 0:13,714	0:46,483 0:18,233 0:14,505 0:13,745
Runde 10	0:46,299 0:18,127 0:14,514 0:13,658	0:46,861 0:18,461 0:14,663 0:13,737	0:46,554 0:18,266 0:14,516 0:13,772	0:46,472 0:18,246 0:14,584 0:13,642	0:46,572 0:18,300 0:14,576 0:13,696
Runde 11	0:46,386 0:18,176 0:14,561 0:13,649	0:46,418 0:18,139 0:14,549 0:13,730	0:46,422 0:18,078 0:14,580 0:13,764		0:46,804 0:18,253 0:14,648 0:13,903
Runde 12					






DEUTSCHE KART-MEISTERSCHAFT

Round 1: 12 - 14 / 04 / 2019

SOUTH GARDA - LONATO (ITA)

DMSB

DMSB RegNr 97-19

Warm Up DSKM (KZ2)

Die schnellsten Zeiten

Ort	Nr. Fahrername	Zeit	Streckenl.	Ø Speed
Ziel	201 Federer, Fabian	0:45,783	1200 m	94,4 km/h
Sektion 1	201 Federer, Fabian	0:17,860	531 m	107,0 km/h
Sektion 2	221 Iglesias, Jérémy	0:14,318	390 m	98,1 km/h
Sektion 3	234 Longhi, Riccardo	0:13,447	279 m	74,7 km/h

	Snr.206 Weber, Stefan DEU		Snr.226 Neřtagovskii, Daniel CZE		Snr.260 Rosati, Fabrizio ITA							
	Kartshop Ampfing theoretisch mögliche Bestzeit 0:46,536	SRP Racing Team theoretisch mögliche Bestzeit 0:46,694	GREGOR KART S.R.O. theoretisch mögliche Bestzeit 0:46,540	SRP Racing Team theoretisch mögliche Bestzeit 0:46,694	Ziel	Ziel						
best	0:46,589	0:18,184	0:14,633	0:13,719	0:46,589	0:18,267	0:14,581	0:13,692	Ziel	Sektion 1	Sektion 2	Sektion 3
Runde 1	1:01,833	0:25,787	0:19,009	0:17,037	0:56,698	0:22,901	0:18,543	0:15,254	0:56,320	0:23,191	0:17,952	0:15,177
Runde 2	0:55,895	0:22,700	0:17,722	0:15,473	0:51,507	0:19,925	0:16,963	0:14,619	0:53,740	0:21,277	0:16,480	0:15,983
Runde 3	0:51,719	0:21,436	0:16,078	0:14,205	0:47,767	0:18,804	0:14,955	0:14,008	0:50,513	0:19,260	0:15,348	0:15,905
Runde 4	0:47,228	0:18,524	0:14,798	0:13,906	0:47,136	0:18,463	0:14,820	0:13,853	0:48,904	0:19,682	0:15,069	0:14,153
Runde 5	0:47,233	0:18,464	0:14,845	0:13,924	0:47,168	0:18,640	0:14,731	0:13,797	0:47,880	0:18,785	0:15,082	0:14,013
Runde 6	0:46,751	0:18,263	0:14,650	0:13,838	0:46,660	0:18,269	0:14,604	0:13,787	0:47,092	0:18,462	0:14,755	0:13,875
Runde 7	0:47,006	0:18,405	0:14,725	0:13,876	0:46,706	0:18,364	0:14,650	0:13,692	0:47,960	0:18,616	0:14,713	0:14,631
Runde 8	0:46,911	0:18,253	0:14,768	0:13,890	0:46,817	0:18,269	0:14,808	0:13,740	0:46,732	0:18,247	0:14,687	0:13,798
Runde 9	0:46,708	0:18,303	0:14,633	0:13,772	0:46,701	0:18,325	0:14,658	0:13,718	0:46,834	0:18,312	0:14,693	0:13,829
Runde 10	0:46,589	0:18,232	0:14,638	0:13,719	0:46,930	0:18,267	0:14,581	0:14,082	0:47,799	0:18,932	0:14,931	0:13,936
Runde 11	0:46,598	0:18,184	0:14,637	0:13,777	0:46,589	0:18,271	0:14,606	0:13,712	0:47,037	0:18,343	0:14,649	0:14,045
Runde 12					0:47,653	0:18,378	0:15,194	0:14,081				

Ranking Heats DSKM (K22)

Strecke / track: 1200m

fastest Race Lap from Riccardo Longhi in Heat 1 / Lap 8 in 0:45,691

Pos	Str. Nr.	Fahrer Driver	Nation	Bewerber/Sponsor	Nation	Lizenz R-Lizenz	Chassis/Motor/Reifen	Punkte Points	Qual POS	Last Heat	Pos	Punkte Points	Rn. Lp	Zeit Time	schnellste Runde fastest Lap	In Kunde in Lap
1	201	FEDERER, Fabian	ITA	SRP Racing Team	DEU	353643 KBF1156791	Maranello / TM / Vega	0	1	2	1	0	13	10:06,900	0:45,781	12
2	254	POLLINI, Giacomo	ITA	N.G.M. MOTORSPORT	ITA	299783 385371	FORMULA K / TM RACING / Vega	4	5	1	1	0	13	10:09,029	0:45,913	10
3	231	MILELL, Noah	SWE	JP Racing	SWE	200007286719 105	Exprit / Vortex / Vega	6	8	1	3	3	13	10:12,628	0:45,788	7
4	234	LONGHI, Riccardo	ITA	BIREL ART RACING KSW	AUT	r.b.a. BK102	Birel Art / TM / Vega	9	2	1	7	7	13	10:14,620	0:45,691	8
5	209	NOMBLLOT, Jean	FRA	CPB SPORT	FRA	119783 232241	SODI / TM / Vega	9	7	2	3	3	13	10:08,009	0:45,862	12
6	210	DENNER, Emilien	FRA	CPB SPORT	FRA	141283E1 232241	SODI / TM / Vega	10	3	1	2	2	13	10:12,221	0:45,869	9
7	257	FUSCO, Giuseppe	ITA	Renda motorsport	ITA	339410 322880	Birel Art / Vortex / Vega	10	6	1	5	5	13	10:13,930	0:45,957	8
8	203	PEX, Stan	NLD	SP Motor Sp	NLD	31772 r.b.a.	Kart Republic / TM / Vega	10	9	1	4	4	13	10:13,538	0:45,816	7
9	221	IGLESIAS, Jérémy	FRA	RS Schumacher Racing Team	DEU	187987 KBF1067587	IPK Praga / IAME / Vega	11	10	2	4	4	13	10:08,790	0:45,922	11
10	235	MARSEGLIA, Leonardo Giuseppe	ITA	BIREL ART RACING KSW	AUT	336013 BK102	Birel Art / TM / Vega	16	13	2	7	7	13	10:13,400	0:45,988	11
11	251	GIANNONI, Lorenzo	ITA	CPB SPORT	FRA	302413 232241-1	SODI / TM / Vega	16	23	1	6	6	13	10:14,262	0:45,906	9
12	222	PAUL, Maximilian	DEU	DR SRL	ITA	IKB1140086 296449	DR / Modena / Vega	17	11	1	12	12	13	10:19,627	0:45,942	12
13	204	SCHMITZ, Alexander	DEU	Renda Motorsport	ITA	IKA1120614 322880	Tony Kart / Vortex / Vega	20	16	2	12	12	13	10:16,307	0:46,056	12
14	220	TUBBEN, Max	NLD	CRG Holland	NLD	10197 15521	CRG / TM / Vega	25	22	2	10	10	13	10:14,772	0:46,139	13
15	215	MATISIC, André	DEU	Solgat Motorsport	DEU	IKB1083048 1079882	Birel Art / TM / Vega	27	17	1	9	9	13	10:17,412	0:46,102	8
16	259	SJOKVIST, Isak	SWE	Energy Corse srl	ITA	200108127572 295423	Energy / TM / Vega	27	25	3	18	18	13	10:18,613	0:46,257	10
17	277	JAVUREK, Dominik	CZE	JOKA RACING	CZE	19AS0193 19ATO1111	Birel Art / TM / Vega	27	27	1	11	11	13	10:17,879	0:46,244	8
18	226	NETIAGOVSKII, Daniel	CZE	GREGOR KART S.R.O.	CZE	19AS0200 19AT00491	CRG / TM / Vega	29	35	3	16	16	13	10:19,929	0:46,380	13
19	202	PEX, Jorrit	NLD	SP Motor Sport	NLD	27382 r.b.a.	Kart Republic / TM / Vega	31	4	2	2	2	13	10:07,585	0:45,835	12
20	233	LUYET, Samuel	CHE	CRG Holland	NLD	505064 15521	CRG / TM / Vega	31	12	1	17	17	13	10:21,976	0:46,124	8
21	232	LUYET, Jean	CHE	CRG Holland	NLD	505028 15521	CRG / TM / Vega	31	18	2	14	14	13	10:18,730	0:46,061	9
22	219	SJÖBERG, Jesper	SWE	CRG Holland	NLD	199910020057 15521	CRG / TM / Vega	32	15	1	22	22	13	10:27,198	0:45,896	8
23	225	TALAS, Jakub	CZE	JOKA RACING	CZE	19AS0135 19ATO1111	Birel Art / TM / Vega	34	21	1	19	19	13	10:23,542	0:46,190	8
24	211	CURTO, Alessio	DEU	Valier Motorsport	DEU	IKC1125805 KBF1063735	SODI / TM / Vega	36	40	2	17	17	13	10:20,080	0:46,363	10
25	260	ROSATI, Fabrizio	ITA	SRP Racing Team	DEU	366709 KBF1156791	Maranello / TM / Vega	37	20	1	10	10	13	10:17,476	0:46,171	9
26	229	HOLD, Christoph	AUT	Maranello Racing Team	AUT	JK2017 BK003	Maranello / TM / Vega	37	34	2	24	24	13	10:25,929	0:45,997	9
27	255	BACIUSKA, Rokas	LTU	CPB SPORT	FRA	2019-KIB40 232241-1	SODI / TM / Vega	39	14	3	13	13	13	10:14,923	0:46,262	12
28	216	TORNQVIST PERSSON, Benjamin	SWE	CRG Holland	NLD	199810314592 15521	CRG / TM / Vega	39	24	1	28	28	4	3:38,533	0:47,613	3
29	223	DAVIES, Dylan	NLD	DR SRL	ITA	19701 296449	DR / Modena / Vega	40	28	2	11	11	13	10:15,658	0:46,074	12
30	230	TONTERI, Paavo	FIN	TB Racing Team	DEU	31303491 KBF1116906	KR / IAME / Vega	40	31	2	29	29	3	2:40,184	0:48,838	2
31	212	RATL, Cyril	CHE	Kart-Club Oerlikon	CHE	505053 500006	CRG / TM / Vega	41	29	3	11	11	13	10:12,161	0:46,063	6
32	252	KALLASMAA, Kaspar	EST	Kaspar Kallasmaa	EST	K916 E115	Energy / TM / Vega	41	32	1	15	15	13	10:20,799	0:46,272	10
33	208	MROSEK, Michael	DEU	Team AK-Racing	AUT	IKC1131164 BK005	Intrepid / TM / Vega	41	33	3	26	26	13	10:26,545	0:46,338	11
34	206	WEBER, Stefan	DEU	Kartshop Ampling	DEU	K916 KBF1108764	Kosmic / TM / Vega	41	42	1	21	21	13	10:25,705	0:46,414	9
35	218	JOHANSSON, Andreas	SWE	CRG Holland	NLD	1999072225875 15521	CRG / TM / Vega	41	43	2	19	19	13	10:21,920	0:46,310	13

Ranking Heats DSKM (KZ2)

Strecke / track: 1200m

fastest Race Lap from Riccardo Longhi in Heat 1 / Lap 8 in 0:45,691

Pos	Str. Nr.	Fahrer Driver	Nation	Bewerber/Sponsor	Nation	Lizenz R-Lizenz	Chassis/Motor/Reifen	Punkte Points	Qual POS	Last Heat	Pos	Punkte Points	Nn. Lp	Zeit Time	schnellste Runde fastest Lap	In Kunde in Lap
36	213	LUNDBERG, Douglas	SWE	Bamberger Kartacing	DEU	199109174053 KBF197896	Luxor / LKE / Vega	42	44	3	17	17	13	10:18,289	0:46,339	12
37	288	NEUMANN, Thomas	DEU	Thomas Neumann	DEU	IKB1066455 IKB1066455	CRG / Modena / Vega	43	39	1	23	23	13	10:29,913	0:46,508	10
38	207	GUSTAVSSON, Viktor	SWE	JP Racing	SWE	200404010150 105	Exprit / Vortex / Vega	45	26	3	25	25	13	10:23,752	0:46,451	13
39	256	ZANCHETTA, Marco	ITA	Mach1 Motorsport	DEU	295200 KBF1005514	Mach1 / Modena / Vega	46	37	2	22	22	13	10:25,235	0:46,122	12
40	262	KÁCOVSKY, Matej	CZE	Kart Republic CZ	CZE	1011 498	Kart Republic / IAME / Vega	47	30	1	26	26	5	4:11,777	0:46,327	8
41	236	LANG, Hannah	GBR	MK Racing	GBR	212874 273486	Tony Kart / Vortex / Vega	46	37	3	24	24	13	10:25,224	0:46,637	4
42	217	KARLSHØJ, Lasse	DNK	LE Racing Eddie Le Fevre	DNK	40346 39981	Kosmic / Vortex / Vega	47	38	1	24	24	13	10:36,206	0:47,018	9
43	227	HORN, Moritz	DEU	TB Racing Team	DEU	IKB1132818 KBF1116906	KR / TM / Vega	48	41	3	23	23	13	10:23,588	0:46,648	6
44	224	ALMEIDA, Rodrigo	MOZ	DR SRL	ITA	010 296449	DR / Modena / Vega	57	36	1	29	31	DNS	-	-	-

Rennleitung: Pasquale Lupoli Racedirektor: Horst Seidel

Sportkommissare: Nikolas Spaderna / Ulrich Bell / Paola Acerbi

Techn. Kommissare: Hans-Jürgen Dangers / M. Grasshoff / C. Schmidt

Zeitnahme: KART-DATA timing service Franz Schieszler






DEUTSCHE KART-MEISTERSCHAFT

Round 1: 12 - 14 / 04 / 2019

SOUTH GARDA - LONATO (ITA)

DMSB


DMSB RegNr 97-19

R 12 DJKM (OK-Junior) Heat 3 A < > B


Fahrername Driver	Wharton James	Ho Christian	Jakobsen Mathias Bierre	De Haan Robert	Leistra Luca	Naudé Toni Kayla	Mars Luca	Gregor Daniel	Pedersen Oscar	Rauer Fabio	Ried Lenny	Révész Levente
schnellste Runde in Runde	0:48,248 Rn. 8	0:48,273 Rn. 8	0:48,450 Rn. 8	0:48,416 Rn. 9	0:48,387 Rn. 5	0:48,544 Rn. 7	0:48,645 Rn. 8	0:48,605 Rn. 8	0:48,434 Rn. 8	0:48,646 Rn. 8	0:48,471 Rn. 8	0:48,684 Rn. 8
Speed	89,5 km/h	89,5 km/h	89,2 km/h	89,2 km/h	89,3 km/h	89,0 km/h	88,8 km/h	88,9 km/h	89,2 km/h	88,8 km/h	89,1 km/h	88,7 km/h
Lap 1	0:49,130	0:49,569	0:50,000	0:50,764	0:50,655	0:50,854	0:51,306	0:51,919	0:51,277	0:52,058	0:52,348	0:51,800
Lap 2	0:48,915	0:48,791	0:48,986	0:49,023	0:49,328	0:49,250	0:49,245	0:49,007	0:49,477	0:49,539	0:49,760	0:48,950
Lap 3	0:48,630	0:48,539	0:48,885	0:48,743	0:48,683	0:49,511	0:49,664	0:49,380	0:49,443	0:49,749	0:49,253	0:49,580
Lap 4	0:48,661	0:48,572	0:48,993	0:49,555	0:48,800	0:48,868	0:49,489	0:49,848	0:50,073	0:49,280	0:49,635	0:50,514
Lap 5	0:48,381	0:48,506	0:48,856	0:48,473	0:48,387	0:48,646	0:48,683	0:48,658	0:48,517	0:49,136	0:49,095	0:48,902
Lap 6	0:48,393	0:48,288	0:48,672	0:48,484	0:48,397	0:48,610	0:50,088	0:50,036	0:50,111	0:49,424	0:49,451	0:50,425
Lap 7	0:48,377	0:48,318	0:48,971	0:48,515	0:48,593	0:48,544	0:49,512	0:49,432	0:50,114	0:49,371	0:49,635	0:49,777
Lap 8	0:48,248	0:48,273	0:48,450	0:48,576	0:48,391	0:48,628	0:48,645	0:48,605	0:48,434	0:48,646	0:48,471	0:48,684
Lap 9	0:48,499	0:48,351	0:48,912	0:48,416	0:49,283	0:48,867	0:49,179	0:48,979	0:48,890	0:48,772	0:48,809	0:48,704



DKM




DEUTSCHE KART-MEISTERSCHAFT



Round 1: 12 - 14 / 04 / 2019

SOUTH GARDA - LONATO (ITA)



DMSB RegNr 97-19

R 12 DJKM (OK-Junior) Heat 3 A < > B

Fahrername Driver	Ringdahl Neo	Van Ruiten Dani	Karisson William	Zug Lilly	Terkildsen Magnus	Savani Giacomo	Schmitz Marc	Arseneau Justin	Ouziel Andrey	Rieberer Paul	Gröndahl Torben	Skjellerup Marcus
schnellste Runde in Runde	0:48,712 Rn. 9	0:48,742 Rn. 9	0:48,589 Rn. 9	0:48,736 Rn. 6	0:48,768 Rn. 5	0:48,898 Rn. 6	0:48,420 Rn. 6	0:48,763 Rn. 6	0:49,120 Rn. 6	0:49,039 Rn. 9	0:49,069 Rn. 9	0:48,509 Rn. 5
Speed	88,7 km/h	88,6 km/h	88,9 km/h	88,6 km/h	88,6 km/h	88,3 km/h	89,2 km/h	88,6 km/h	87,9 km/h	88,1 km/h	88,0 km/h	89,1 km/h
Lap 1	0:52,435	0:52,639	0:53,439	0:53,053	0:52,765	0:53,357	0:53,084	0:52,541	0:53,965	0:53,854	1:20,969	0:50,915
Lap 2	0:49,349	0:49,886	0:49,781	0:50,248	0:50,336	0:49,993	0:50,696	0:49,765	0:50,727	0:50,771	0:49,622	0:49,575
Lap 3	0:49,181	0:49,151	0:50,105	0:49,903	0:49,674	0:50,354	0:49,677	0:51,203	0:49,847	0:50,691	0:49,446	0:49,252
Lap 4	0:49,220	0:49,031	0:49,161	0:49,077	0:48,991	0:49,161	0:50,743	0:49,309	0:50,242	0:49,735	0:49,936	0:48,714
Lap 5	0:49,340	0:49,095	0:48,910	0:48,751	0:48,768	0:48,974	0:48,654	0:48,829	0:49,337	0:49,232	0:49,259	0:48,509
Lap 6	0:49,454	0:49,875	0:48,796	0:48,736	0:49,231	0:48,898	0:48,420	0:48,763	0:49,120	0:49,904	0:49,347	
Lap 7	0:50,202	0:49,818	0:50,006	0:49,987	0:50,227	0:49,655	0:48,549	0:50,377	0:49,466	0:49,323	0:49,323	
Lap 8	0:49,194	0:48,819	0:49,315	0:49,263	0:49,419	0:49,167	0:48,994	0:49,602	0:49,333	0:49,254	0:49,287	
Lap 9	0:48,712	0:48,742	0:48,589	0:48,741	0:48,881	0:49,399	0:48,978	0:49,035	0:49,557	0:49,039	0:49,069	



DKM



DEUTSCHE KART-MEISTERSCHAFT




Round 1: 12 - 14 / 04 / 2019


SOUTH GARDA - LONATO (ITA)





DMSB RegNr 97-19

R 12 DJKM (OK-Junior) Heat 3 A < > B


Fahrername Driver	Probst Kaden	Ducoffre Paul	Scheef Emil	Rodrigo de Sousa	Mustafa Dalvin	Rehm Maxim
schnellste Runde in Runde	0:50,063 Rn. 2	0:49,792 Rn. 2	0:49,886 Rn. 3	0:49,668 Rn. 3	0:54,425 Rn. 1	
Speed	86,3 km/h	86,8 km/h	86,6 km/h	87,0 km/h	79,4 km/h	
Lap 1	0:52,567	0:53,544	0:53,667	0:53,904	0:54,425	
Lap 2	0:50,063	0:49,792	0:50,403	0:51,384		
Lap 3	0:51,902	0:50,429	0:49,886	0:49,668		
Lap 4						
Lap 5						
Lap 6						
Lap 7						
Lap 8						
Lap 9						



DEUTSCHE KART-MEISTERSCHAFT

Round 1: 12 - 14 / 04 / 2019
SOUTH GARDA - LONATO (ITA)



DMSB RegNr: 97-19

R 12 DJKM (JK-Junior) Heat 3 A <> B

Ziel		Sektion 1		Sektion 2		Sektion 3	
Fahrername	Zeit	Fahrername	Zeit	Fahrername	Zeit	Fahrername	Zeit
1 140 Wharton,James	0:48,248	136 Pedersen,Oscar	0:18,972	122 Ho,Christian	0:14,750	122 Ho,Christian	0:14,413
2 122 Ho,Christian	0:48,273	140 Wharton,James	0:18,975	140 Wharton,James	0:14,757	140 Wharton,James	0:14,447
3 132 Leistra,Luca	0:48,387	122 Ho,Christian	0:18,981	188 Schmitz,Marc	0:14,787	132 Leistra,Luca	0:14,452
4 146 De Haan,Robert	0:48,416	115 Ried,Lenny	0:18,987	132 Leistra,Luca	0:14,788	124 Jakobsen,Mathias Bjerre	0:14,474
5 188 Schmitz,Marc	0:48,420	108 Rauer,Fabio	0:18,999	136 Pedersen,Oscar	0:14,802	159 Mars,Luca	0:14,495
6 136 Pedersen,Oscar	0:48,434	124 Jakobsen,Mathias Bjerre	0:19,008	146 De Haan,Robert	0:14,804	136 Pedersen,Oscar	0:14,515
7 124 Jakobsen,Mathias Bjerre	0:48,450	146 De Haan,Robert	0:19,033	115 Ried,Lenny	0:14,838	188 Schmitz,Marc	0:14,515
8 115 Ried,Lenny	0:48,471	132 Leistra,Luca	0:19,038	108 Rauer,Fabio	0:14,844	146 De Haan,Robert	0:14,534
9 130 Skjellerup,Marcus	0:48,509	139 Révész,Levente	0:19,038	160 Van Ruiten,Dani	0:14,847	107 Naudé,Toni Kayla	0:14,536
10 107 Naudé,Toni Kayla	0:48,544	144 Karlsson,William	0:19,038	144 Karlsson,William	0:14,849	130 Skjellerup,Marcus	0:14,544
11 144 Karlsson,William	0:48,589	107 Naudé,Toni Kayla	0:19,048	124 Jakobsen,Mathias Bjerre	0:14,856	115 Ried,Lenny	0:14,549
12 175 Gregor,Daniel	0:48,605	133 Ringdahl,Neo	0:19,079	175 Gregor,Daniel	0:14,859	127 Zug,Lilly	0:14,565
13 159 Mars,Luca	0:48,645	188 Schmitz,Marc	0:19,081	127 Zug,Lilly	0:14,862	175 Gregor,Daniel	0:14,567
14 108 Rauer,Fabio	0:48,646	130 Skjellerup,Marcus	0:19,089	139 Révész,Levente	0:14,863	112 Gröndahl,Torben	0:14,577
15 139 Révész,Levente	0:48,684	175 Gregor,Daniel	0:19,091	133 Ringdahl,Neo	0:14,874	108 Rauer,Fabio	0:14,596
16 133 Ringdahl,Neo	0:48,712	160 Van Ruiten,Dani	0:19,104	130 Skjellerup,Marcus	0:14,876	160 Van Ruiten,Dani	0:14,607
17 127 Zug,Lilly	0:48,736	127 Zug,Lilly	0:19,147	118 Terkildsen,Magnus	0:14,887	118 Terkildsen,Magnus	0:14,614
18 160 Van Ruiten,Dani	0:48,742	151 Savani,Giacomo	0:19,150	158 Arseneau,Justin	0:14,890	141 Rieberer,Paul	0:14,617
19 158 Arseneau,Justin	0:48,763	159 Mars,Luca	0:19,158	107 Naudé,Toni Kayla	0:14,894	158 Arseneau,Justin	0:14,637
20 118 Terkildsen,Magnus	0:48,768	158 Arseneau,Justin	0:19,183	159 Mars,Luca	0:14,935	151 Savani,Giacomo	0:14,675
21 151 Savani,Giacomo	0:48,898	118 Terkildsen,Magnus	0:19,184	151 Savani,Giacomo	0:15,009	144 Karlsson,William	0:14,702
22 141 Rieberer,Paul	0:49,039	174 Ducoffre,Paul	0:19,282	141 Rieberer,Paul	0:15,042	181 Ouziel,Andrey	0:14,713
23 112 Gröndahl,Torben	0:49,069	181 Ouziel,Andrey	0:19,294	181 Ouziel,Andrey	0:15,053	139 Révész,Levente	0:14,734
24 181 Ouziel,Andrey	0:49,120	141 Rieberer,Paul	0:19,309	109 Probst,Kaden	0:15,072	133 Ringdahl,Neo	0:14,759
25 135 Testa,Rodrigo de Sousa	0:49,668	112 Gröndahl,Torben	0:19,315	112 Gröndahl,Torben	0:15,113	174 Ducoffre,Paul	0:14,831
26 174 Ducoffre,Paul	0:49,792	109 Probst,Kaden	0:19,325	135 Testa,Rodrigo de Sousa	0:15,192	109 Probst,Kaden	0:15,017
27 152 Scheef,Emil	0:49,886	135 Testa,Rodrigo de Sousa	0:19,416	152 Scheef,Emil	0:15,213	135 Testa,Rodrigo de Sousa	0:15,060
28 109 Probst,Kaden	0:50,063	152 Scheef,Emil	0:19,423	174 Ducoffre,Paul	0:15,498	152 Scheef,Emil	0:15,113
29 142 Mustafa,Dalvin	0:54,425	142 Mustafa,Dalvin	0:23,269	142 Mustafa,Dalvin	0:16,014	142 Mustafa,Dalvin	0:15,142
30 111 Rehm,Maxim		111 Rehm,Maxim		111 Rehm,Maxim		111 Rehm,Maxim	

R 11 DSKM (K22) Heat 3 A <> B

Strecke / track: 1200m
 started: 29 classified: 29 not classified: 0 not started: 1

fastest Lap Fabian FEDERER at: 0:45,885

Pos	Str. Nr.	Fahrer / Driver	Nation	Bewerber/Sponsor	Nation	Lizenz / Lizenz	Chassis/Motor/Reifen	Points	Penalty	Runden Laps	Gesamtzeit / Differenz	Abstand / Gap	beste Runde / best Lap	In R. / in L.	o Beschw. / u Speed
1	201	FEDERER, Fabian	ITA	SRP Racing Team	DEU	353643 KBF1156791	Maranello / TM / Vego	0		13	10:05,653		0:45,885	7	92,7 km/h 94,1 km/h
2	234	LONGHI, Riccardo	ITA	BIREL ART RACING KSW	AUT	i.b.a. BK102	Birel Art / TM / Vego	2		13	10:06,200 0:00,547	0:00,547	0:45,951	9	92,6 km/h 94 km/h
3	231	MILELL, Noah	SWE	JP Racing	SWE	200007286719 105	Exprit / Vortex / Vego	3		13	10:07,464 0:01,811	0:01,264	0:45,995	11	92,4 km/h 93,9 km/h
4	254	POLLINI, Giacomo	ITA	N.G.M. MOTORSPORT	ITA	299783 385371	FORMULA K / TM RACING / Vego	4		13	10:08,931 0:03,278	0:01,467	0:46,111	7	92,2 km/h 93,7 km/h
5	222	PAUL, Maximilian	DEU	DR SRL	ITA	IKB1140086 296449	DR / Modena / Vego	5		13	10:09,240 0:03,587	0:00,309	0:46,069	11	92,2 km/h 93,9 km/h
6	209	NOMBLLOT, Jean	FRA	CPB SPORT	FRA	119783 232241	SODI / TM / Vego	6		13	10:09,456 0:03,803	0:00,216	0:45,995	11	92,1 km/h 93,9 km/h
7	221	IGLESIAS, Jérémy	FRA	RS Schumacher Racing Team	DEU	187987 KBF1067587	IPK Praga / IAME / Vego	7		13	10:09,590 0:03,937	0:00,134	0:46,086	12	92,1 km/h 93,7 km/h
8	204	SCHMITZ, Alexander	DEU	Renda Motorsport	ITA	IKA1120614 322880	Tony Kart / Vortex / Vego	8		13	10:09,824 0:04,171	0:00,234	0:46,118	7	92,1 km/h 93,7 km/h
9	235	MARSEGLIA, Leonardo Giuseppe	ITA	BIREL ART RACING KSW	AUT	336013 BK102	Birel Art / TM / Vego	9		13	10:10,391 0:04,738	0:00,567	0:45,974	11	92 km/h 94 km/h
10	251	GIANNONI, Lorenzo	ITA	CPB SPORT	FRA	302413 232241-1	SODI / TM / Vego	10		13	10:11,276 0:05,623	0:00,885	0:46,081	11	91,9 km/h 93,7 km/h
11	230	TONTERI, Paavo	FIN	TB Racing Team	DEU	31303491 KBF1116906	KR / IAME / Vego	11		13	10:12,161 0:06,508	0:00,885	0:46,063	6	91,7 km/h 93,8 km/h
12	223	DAVIES, Dylan	NLD	DR SRL	ITA	19701 296449	DR / Modena / Vego	12		13	10:14,158 0:08,505	0:01,997	0:46,249	11	91,4 km/h 93,4 km/h
13	229	HOLD, Christoph	AUT	Maranello Racing Team	AUT	JK2017 BK003	Maranello / TM / Vego	13		13	10:14,923 0:09,270	0:00,765	0:46,262	12	91,3 km/h 93,4 km/h
14	259	SJOKVIST, Isak	SWE	Energy Corse srl	ITA	200108127572 295423	Energy / TM / Vego	14		13	10:16,997 0:11,344	0:02,074	0:46,287	10	91 km/h 93,5 km/h
15	220	TUBBEN, Max	NLD	CRG Holland	NLD	10197 15521	CRG / TM / Vego	15		13	10:17,119 0:11,466	0:00,122	0:46,268	12	91 km/h 93,4 km/h
16	226	NETIAGOVSKII, Daniel	CZE	GREGOR KART S.R.O.	CZE	19AS0200 19AT00491	CRG / TM / Vego	16		13	10:18,190 0:12,537	0:01,071	0:46,305	12	90,8 km/h 93,3 km/h
17	213	LUNDBERG, Douglas	SWE	Bamberger Karttracing	DEU	199109174053 KBF1197896	Luxor / LKE / Vego	17		13	10:18,289 0:12,636	0:00,099	0:46,339	12	90,8 km/h 93,2 km/h
18	215	MATISIC, André	DEU	Salgat Motorsport	DEU	IKB1083048 1079882	Birel Art / TM / Vego	18		13	10:18,613 0:12,960	0:00,324	0:46,257	10	90,8 km/h 93,4 km/h
19	211	CURTO, Alessio	DEU	Valier Motorsport	DEU	IKC1125805 KBF1063735	SODI / TM / Vego	19		13	10:19,366 0:13,713	0:00,753	0:46,446	10	90,7 km/h 93 km/h
20	252	KALLASMAA, Kaspar	EST	Kaspar Kallasmaa	EST	K916 E115	Energy / TM / Vego	20		13	10:19,977 0:14,324	0:00,611	0:46,383	8	90,6 km/h 93,1 km/h
21	217	KARLSHØJ, Lasse	DNK	LE Racing Eddie Le Fevre	DNK	40346 39981	Kosmic / Vortex / Vego	21		13	10:20,854 0:15,201	0:00,877	0:46,434	9	90,5 km/h 93 km/h
22	218	JOHANSSON, Andreas	SWE	CRG Holland	NLD	1999072225875 15521	CRG / TM / Vego	22		13	10:21,167 0:15,514	0:00,313	0:46,433	11	90,4 km/h 93 km/h
23	236	LANG, Hannah	GBR	MK Racing	GBR	212874 273486	Tony Kart / Vortex / Vego	23		13	10:23,588 0:17,935	0:02,421	0:46,648	6	90,1 km/h 92,6 km/h
24	256	ZANCHETTA, Marco	ITA	Mach1 Motorsport	DEU	295200 KBF1005514	Mach1 / Modena / Vego	24		13	10:25,224 0:19,571	0:01,636	0:46,637	4	89,8 km/h 92,6 km/h
25	207	GUSTAVSSON, Viktor	SWE	JP Racing	SWE	200404010150 105	Exprit / Vortex / Vego	25	5 sec.	13	10:25,235 0:19,582	0:00,011	0:46,331	11	89,8 km/h 93,2 km/h
26	212	RATL, Cyril	CHE	Kart-Club Oberikon	CHE	505053 500066	CRG / TM / Vego	26	5 sec.	13	10:26,545 0:20,892	0:01,310	0:46,338	11	89,6 km/h 93,2 km/h
27	260	ROSATI, Fabrizio	ITA	SRP Racing Team	DEU	366709 KBF1156791	Maranello / TM / Vego	27		12	9:29,563 1 R	1 R	0:46,020	5	91 km/h 93,9 km/h
28	227	HORN, Moritz	DEU	TB Racing Team	DEU	IKB1132818 KBF1116906	KR / TM / Vego	28		6	5:06,024 7 R	6 R	0:46,225	6	84,7 km/h 93,5 km/h
29	202	PEX, Jorrit	NLD	SP Motor Sport	NLD	27382 i.b.a.	Kart Republic / TM / Vego	29		0	0:05,665 13 R		6 R		
the following drivers did not start.															
DNS	255	BACIUSKA, Rokas	LTU	CPB SPORT	FRA	2019-KIB40 232241-1	SODI / TM / Vego	1		DNS					

StNr. 207,212 5 sec penalty Frontfairing

Rennleitung: Pasquale Lupoli Racedirektor: Horst Seidel
 Sportkommissare: Nikolas Spaderna / Ulrich Bell / Paola Acerbi
 Techn. Kommissare: Hans-Jürgen Dangers / M. Grasshoff / C. Schmidt
 Zeitnahme: KART-DATA timing service Franz Schieszler

Zeitnahme / timekeeping

control 
 Franz Schieszler

freigegeben: 17:02:44






DEUTSCHE KART-MEISTERSCHAFT

Round 1: 12 - 14 / 04 / 2019

SOUTH GARDA - LONATO (ITA)



DMSB

DMSB RegNr 97-19

R 11 DSKM (KZ2) Heat 3 A < > B

Fahrername Driver	Federer Fabian	Longhi Riccardo	Mittell Noch	Pollini Giacomo	Paul Maximilian	Nombrot Jean	Iglesias Jérémy	Schmitz Alexander	Leonardo Giuseppe	Giannoni Lorenzo	Tonteri Paavo	Davies Dylan
schnellste Runde in Runde	0:45,885 Rn. 7	0:45,951 Rn. 9	0:45,995 Rn. 11	0:46,111 Rn. 7	0:46,069 Rn. 11	0:45,995 Rn. 11	0:46,086 Rn. 12	0:46,118 Rn. 7	0:45,974 Rn. 11	0:46,081 Rn. 11	0:46,063 Rn. 6	0:46,249 Rn. 11
Speed	94,1 km/h	94,0 km/h	93,9 km/h	93,7 km/h	93,8 km/h	93,9 km/h	93,7 km/h	93,7 km/h	94,0 km/h	93,7 km/h	93,8 km/h	93,4 km/h
Lap 1	0:48,793	0:48,783	0:48,692	0:48,852	0:49,061	0:50,227	0:48,873	0:49,027	0:49,949	0:50,073	0:50,594	0:51,230
Lap 2	0:46,823	0:46,942	0:47,125	0:47,044	0:46,805	0:46,907	0:47,018	0:46,859	0:47,003	0:46,880	0:47,276	0:47,770
Lap 3	0:46,769	0:47,125	0:46,620	0:46,630	0:46,625	0:46,576	0:47,051	0:46,633	0:46,675	0:46,628	0:46,768	0:46,528
Lap 4	0:46,394	0:46,367	0:46,337	0:46,391	0:46,259	0:46,337	0:46,871	0:46,399	0:47,207	0:46,623	0:46,883	0:46,364
Lap 5	0:46,103	0:46,193	0:46,238	0:46,241	0:46,380	0:46,204	0:46,221	0:46,164	0:46,233	0:46,255	0:46,182	0:46,315
Lap 6	0:46,101	0:46,064	0:46,151	0:46,149	0:46,178	0:46,110	0:46,144	0:46,228	0:46,286	0:46,187	0:46,063	0:46,369
Lap 7	0:45,885	0:46,116	0:46,135	0:46,111	0:46,182	0:46,131	0:46,114	0:46,118	0:46,080	0:46,137	0:46,263	0:46,701
Lap 8	0:45,994	0:46,026	0:46,170	0:46,193	0:46,191	0:46,365	0:46,225	0:47,130	0:46,087	0:46,153	0:46,147	0:46,274
Lap 9	0:45,923	0:45,951	0:46,206	0:46,587	0:46,149	0:46,082	0:46,227	0:46,200	0:46,173	0:46,235	0:46,153	0:46,278
Lap 10	0:45,926	0:45,978	0:46,106	0:46,239	0:46,196	0:46,198	0:46,588	0:46,189	0:46,365	0:47,141	0:46,213	0:46,375
Lap 11	0:45,958	0:46,051	0:45,995	0:46,222	0:46,069	0:45,995	0:46,167	0:46,167	0:45,974	0:46,081	0:46,144	0:46,249
Lap 12	0:46,009	0:46,075	0:46,011	0:46,369	0:46,389	0:46,079	0:46,086	0:46,169	0:46,155	0:46,254	0:46,188	0:46,375
Lap 13	0:46,218	0:45,964	0:46,222	0:46,813	0:46,962	0:46,671	0:46,434	0:46,395	0:46,089	0:46,184	0:46,258	0:46,419



DSKM



DEUTSCHE KART-MEISTERSCHAFT




Round 1: 12 - 14 / 04 / 2019



SOUTH GARDA - LONATO (ITA)

DMSB RegNr 97-19

R 11 DSKM (KZ2) Heat 3 A < > B

Fahrername Driver	Hold Christoph	Sjokvist Isak	Tubben Max	Nettagovskii Daniel	Lundberg Douglas	Matfisc André	Curto Alessio	Kallasmaa Kaspar	Karlshøj Lasse	Johansson Andreas	Lang Hannah	Zanchetta Marco
schnellste Runde	0:46,262 Rn. 12	0:46,287 Rn. 10	0:46,268 Rn. 12	0:46,305 Rn. 12	0:46,339 Rn. 12	0:46,257 Rn. 10	0:46,446 Rn. 10	0:46,383 Rn. 8	0:46,434 Rn. 9	0:46,433 Rn. 11	0:46,648 Rn. 6	0:46,637 Rn. 4
Speed	93,4 km/h	93,3 km/h	93,4 km/h	93,3 km/h	93,2 km/h	93,4 km/h	93,0 km/h	93,1 km/h	93,0 km/h	93,0 km/h	92,6 km/h	92,6 km/h
Lap 1	0:51,240	0:52,050	0:51,884	0:52,053	0:51,506	0:53,377	0:51,523	0:51,652	0:52,689	0:52,760	0:52,884	0:52,004
Lap 2	0:47,797	0:47,941	0:47,872	0:48,103	0:48,589	0:49,305	0:48,008	0:49,702	0:48,701	0:49,006	0:49,203	0:49,569
Lap 3	0:47,081	0:46,795	0:46,681	0:46,882	0:46,889	0:46,618	0:46,933	0:46,973	0:47,602	0:47,231	0:47,836	0:47,258
Lap 4	0:46,556	0:46,523	0:46,528	0:46,743	0:46,800	0:46,573	0:46,641	0:47,025	0:46,821	0:46,693	0:46,760	0:46,637
Lap 5	0:46,534	0:46,518	0:46,843	0:46,422	0:46,522	0:46,440	0:46,699	0:46,562	0:46,495	0:46,721	0:46,797	0:46,974
Lap 6	0:46,327	0:47,078	0:46,987	0:46,453	0:46,534	0:46,323	0:46,517	0:46,567	0:46,462	0:46,687	0:46,648	0:47,256
Lap 7	0:46,297	0:46,321	0:46,277	0:46,418	0:46,425	0:46,518	0:46,534	0:47,350	0:46,612	0:46,964	0:47,095	0:47,729
Lap 8	0:46,285	0:46,308	0:46,295	0:46,465	0:46,442	0:46,440	0:46,448	0:46,383	0:46,540	0:46,475	0:47,107	0:47,615
Lap 9	0:46,307	0:46,636	0:47,080	0:46,428	0:46,906	0:47,027	0:46,544	0:46,531	0:46,434	0:46,510	0:46,679	0:46,713
Lap 10	0:46,271	0:46,287	0:46,370	0:46,373	0:46,342	0:46,257	0:46,446	0:46,466	0:46,500	0:46,450	0:46,698	0:47,390
Lap 11	0:46,274	0:46,290	0:46,398	0:46,417	0:46,436	0:46,401	0:46,766	0:46,429	0:46,927	0:46,433	0:46,700	0:46,647
Lap 12	0:46,262	0:46,349	0:46,268	0:46,305	0:46,339	0:46,432	0:46,569	0:46,591	0:46,583	0:46,580	0:46,654	0:46,697
Lap 13	0:46,549	0:47,187	0:47,032	0:47,518	0:46,644	0:46,640	0:48,304	0:46,696	0:46,777	0:46,569	0:46,891	0:47,452






DEUTSCHE KART-MEISTERSCHAFT

Round 1: 12 - 14 / 04 / 2019

SOUTH GARDA - LONATO (ITA)

DMSB



DMSB RegNr 97-19

R 11 DSKM (K22) Heat 3 A < > B

Fahrername Driver	Gustawsson Viktor	Ratl Cyril	Rosati Fabrizio	Horn Moritz	Pex Jorrit
schnellste Runde in Runde	0:46,331 Rn. 11	0:46,338 Rn. 11	0:46,020 Rn. 5	0:46,225 Rn. 6	
Speed	93,2 km/h	93,2 km/h	93,9 km/h	93,5 km/h	
Lap 1	0:52,684	0:53,669	0:51,794	1:08,114	
Lap 2	0:49,528	0:49,463	0:47,036	0:47,767	
Lap 3	0:46,958	0:47,269	0:46,453	0:46,746	
Lap 4	0:46,522	0:46,778	0:46,280	0:46,535	
Lap 5	0:46,494	0:46,865	0:46,020	0:46,315	
Lap 6	0:46,363	0:46,609	0:46,028	0:46,225	
Lap 7	0:47,463	0:46,878	0:49,051		
Lap 8	0:46,546	0:46,477	0:46,442		
Lap 9	0:46,385	0:46,535	0:46,298		
Lap 10	0:46,542	0:46,475	0:46,592		
Lap 11	0:46,331	0:46,338	0:46,455		
Lap 12	0:46,337	0:46,577	0:46,520		
Lap 13	0:46,756	0:46,720			



DMSB RegNr. 97-19

R 9 DSKC (KZ2) Heat 3 A < > B

Ziel		Sektion 1		Sektion 2		Sektion 3	
Fahrername	Zeit	Fahrername	Zeit	Fahrername	Zeit	Fahrername	Zeit
1 397 Trefflows, Davids	0:46,472	353 Balbo, Natalia	0:18,130	306 Walter, Andre	0:14,539	381 Van Walsstijn, Senna	0:13,535
2 381 Van Walsstijn, Senna	0:46,473	381 Van Walsstijn, Senna	0:18,143	353 Balbo, Natalia	0:14,585	328 Hofmann, Benedikt	0:13,604
3 353 Balbo, Natalia	0:46,479	397 Trefflows, Davids	0:18,160	329 Villagomez, Rafael	0:14,592	311 Moitzi, Philipp	0:13,635
4 306 Walter, Andre	0:46,510	391 Funda, Marcus	0:18,162	397 Trefflows, Davids	0:14,594	333 Kapetanidis, Konstantin	0:13,648
5 329 Villagomez, Rafael	0:46,550	318 Walter, Luca	0:18,169	391 Funda, Marcus	0:14,594	397 Trefflows, Davids	0:13,668
6 311 Moitzi, Philipp	0:46,559	382 Risom, Valdemar	0:18,185	381 Van Walsstijn, Senna	0:14,603	353 Balbo, Natalia	0:13,672
7 391 Funda, Marcus	0:46,590	329 Villagomez, Rafael	0:18,200	357 Moor, Mark Villem	0:14,621	329 Villagomez, Rafael	0:13,674
8 357 Moor, Mark Villem	0:46,613	306 Walter, Andre	0:18,200	311 Moitzi, Philipp	0:14,621	306 Walter, Andre	0:13,675
9 328 Hofmann, Benedikt	0:46,665	357 Moor, Mark Villem	0:18,201	328 Hofmann, Benedikt	0:14,633	357 Moor, Mark Villem	0:13,681
10 314 Kindervater, Robert	0:46,669	328 Hofmann, Benedikt	0:18,206	389 Langenbacher, Marvin	0:14,644	382 Risom, Valdemar	0:13,681
11 333 Kapetanidis, Konstantin	0:46,680	311 Moitzi, Philipp	0:18,207	382 Risom, Valdemar	0:14,644	323 Stumpf, Stephen	0:13,701
12 382 Risom, Valdemar	0:46,705	314 Kindervater, Robert	0:18,239	314 Kindervater, Robert	0:14,649	314 Kindervater, Robert	0:13,704
13 389 Langenbacher, Marvin	0:46,717	384 Ebner, Moritz	0:18,243	307 Himmels, Yannik	0:14,686	391 Funda, Marcus	0:13,741
14 318 Walter, Luca	0:46,726	319 Elter, Marc	0:18,248	384 Ebner, Moritz	0:14,705	352 Huefing, Brio	0:13,744
15 384 Ebner, Moritz	0:46,808	352 Huefing, Brio	0:18,252	330 Bos, Jeroen	0:14,709	389 Langenbacher, Marvin	0:13,754
16 312 Colakovic, Nermin	0:46,824	312 Colakovic, Nermin	0:18,258	354 Bizzotto, Leonardo	0:14,710	398 Ferzer, Dennis	0:13,759
17 330 Bos, Jeroen	0:46,850	308 Lopez, Marc	0:18,268	319 Elter, Marc	0:14,712	384 Ebner, Moritz	0:13,765
18 398 Ferzer, Dennis	0:46,852	333 Kapetanidis, Konstantin	0:18,272	308 Lopez, Marc	0:14,718	308 Lopez, Marc	0:13,769
19 308 Lopez, Marc	0:46,902	325 Dam, Benjamin	0:18,274	333 Kapetanidis, Konstantin	0:14,720	312 Colakovic, Nermin	0:13,770
20 352 Huefing, Brio	0:46,910	330 Bos, Jeroen	0:18,281	398 Ferzer, Dennis	0:14,748	318 Walter, Luca	0:13,772
21 307 Himmels, Yannik	0:46,924	389 Langenbacher, Marvin	0:18,294	318 Walter, Luca	0:14,749	307 Himmels, Yannik	0:13,779
22 354 Bizzotto, Leonardo	0:46,934	398 Ferzer, Dennis	0:18,294	334 Clevert, Lauren-Alexander	0:14,749	330 Bos, Jeroen	0:13,780
23 323 Stumpf, Stephen	0:46,944	323 Stumpf, Stephen	0:18,302	322 Fredriksson, Lucas	0:14,760	325 Dam, Benjamin	0:13,819
24 325 Dam, Benjamin	0:46,954	354 Bizzotto, Leonardo	0:18,305	312 Colakovic, Nermin	0:14,780	317 Dresen, Andreas	0:13,834
25 319 Elter, Marc	0:46,961	307 Himmels, Yannik	0:18,368	323 Stumpf, Stephen	0:14,781	354 Bizzotto, Leonardo	0:13,846
26 322 Fredriksson, Lucas	0:47,186	322 Fredriksson, Lucas	0:18,449	325 Dam, Benjamin	0:14,797	319 Elter, Marc	0:13,867
27 317 Dresen, Andreas	0:47,364	317 Dresen, Andreas	0:18,557	352 Huefing, Brio	0:14,805	335 Beyerlein, Patrick	0:13,888
28 334 Clevert, Lauren-Alexander	0:47,377	335 Beyerlein, Patrick	0:18,560	317 Dresen, Andreas	0:14,898	384 Clevert, Lauren-Alexander	0:13,901
29 335 Beyerlein, Patrick	0:47,418	358 Graf, Adrian	0:18,582	335 Beyerlein, Patrick	0:14,900	322 Fredriksson, Lucas	0:13,902
30 358 Graf, Adrian	0:47,944	334 Clevert, Lauren-Alexander	0:18,605	358 Graf, Adrian	0:14,951	358 Graf, Adrian	0:14,012
31 387 Preibisch, Marius	0:48,612	387 Preibisch, Marius	0:18,858	387 Preibisch, Marius	0:15,225	387 Preibisch, Marius	0:14,529
32 321 Scheffer, Niklas	0:53,618	393 Mnombeli, Mithlali	0:21,427	321 Scheffer, Niklas	0:16,475	321 Scheffer, Niklas	0:15,334
33 393 Mnombeli, Mithlali	0:54,011	321 Scheffer, Niklas	0:21,809	393 Mnombeli, Mithlali	0:16,552	393 Mnombeli, Mithlali	0:16,032
34 320 De Santis, Raffaele		320 De Santis, Raffaele		320 De Santis, Raffaele		320 De Santis, Raffaele	







Round 1: 12 - 14 / 04 / 2019

SOUTH GARDA - LONATO (ITA)

DEUTSCHE KART-MEISTERSCHAFT



DMSB RegNr 97-19

R 9 DSKC (KZ2) Heat 3 A < > B

Die schnellsten Zeiten

Ort	Nr. Fahrername	Zeit	Streckenl.	Ø Speed
Ziel	397 Trefilovs, Davids	0:46,422	1200 m	93,1 km/h
Sektion 1	353 Balbo, Natalia	0:18,130	531 m	105,4 km/h
Sektion 2	306 Waller, Andre	0:14,539	390 m	96,6 km/h
Sektion 3	381 Van Walstijn, Senno	0:13,535	279 m	74,2 km/h

	Smr.314 Kindervater, Robert DEU BIREL ART RACING KSW theoretisch mögliche Bestzeit 0:46,592	Smr.329 Villagomez, Rafael MEX BIREL ART RACING KSW theoretisch mögliche Bestzeit 0:46,466	Smr.397 Trefilovs, Davids DEU SRP Racing Team theoretisch mögliche Bestzeit 0:46,422	Smr.381 Van Walstijn, Senno NLD SP Motor Sport theoretisch mögliche Bestzeit 0:46,281	Smr.333 Kapetanidis, Konstantin DEU Valier Motorsport theoretisch mögliche Bestzeit 0:46,640
best	0:46,669 0:18,239 0:14,649 0:13,704	0:46,550 0:18,200 0:14,592 0:13,674	0:46,422 0:18,160 0:14,594 0:13,668	0:46,423 0:18,143 0:14,603 0:13,535	0:46,680 0:18,272 0:14,720 0:13,648
Runde 1	0:50,770 0:20,982 0:15,379 0:14,359	0:50,684 0:20,698 0:15,414 0:14,572	0:50,938 0:20,967 0:15,255 0:14,716	0:50,143 0:20,727 0:15,161 0:14,255	0:50,665 0:20,675 0:15,478 0:14,512
Runde 2	0:47,558 0:18,607 0:14,940 0:14,011	0:47,560 0:18,632 0:14,922 0:14,006	0:47,581 0:18,504 0:14,960 0:14,117	0:47,420 0:18,492 0:15,030 0:13,898	0:47,658 0:18,546 0:14,981 0:14,131
Runde 3	0:46,995 0:18,404 0:14,792 0:13,799	0:47,101 0:18,391 0:14,766 0:13,944	0:47,149 0:18,499 0:14,826 0:13,824	0:47,033 0:18,387 0:14,796 0:13,850	0:47,253 0:18,505 0:14,934 0:13,814
Runde 4	0:46,737 0:18,239 0:14,704 0:13,794	0:46,831 0:18,236 0:14,832 0:13,763	0:46,831 0:18,289 0:14,765 0:13,777	0:46,698 0:18,316 0:14,717 0:13,665	0:46,994 0:18,373 0:14,855 0:13,766
Runde 5	0:46,894 0:18,282 0:14,786 0:13,826	0:46,751 0:18,300 0:14,703 0:13,748	0:46,697 0:18,210 0:14,736 0:13,751	0:46,487 0:18,205 0:14,623 0:13,659	0:46,815 0:18,316 0:14,755 0:13,744
Runde 6	0:46,858 0:18,302 0:14,758 0:13,798	0:46,719 0:18,242 0:14,695 0:13,782	0:46,775 0:18,188 0:14,800 0:13,787	0:51,183 0:18,200 0:19,279 0:13,704	0:47,129 0:18,287 0:15,062 0:13,780
Runde 7	0:46,669 0:18,245 0:14,649 0:13,775	0:46,619 0:18,200 0:14,592 0:13,827	0:46,847 0:18,384 0:14,729 0:13,734	0:46,513 0:18,143 0:14,761 0:13,609	0:46,842 0:18,297 0:14,815 0:13,730
Runde 8	0:46,738 0:18,326 0:14,657 0:13,755	0:46,788 0:18,344 0:14,666 0:13,778	0:46,422 0:18,160 0:14,594 0:13,668	0:46,423 0:18,248 0:14,603 0:13,572	0:47,813 0:18,337 0:14,798 0:14,678
Runde 9	0:46,792 0:18,304 0:14,759 0:13,729	0:46,795 0:18,345 0:14,667 0:13,783	0:46,773 0:18,328 0:14,766 0:13,679	0:46,833 0:18,415 0:14,695 0:13,723	0:46,884 0:18,272 0:14,878 0:13,734
Runde 10	0:46,718 0:18,283 0:14,680 0:13,755	0:47,296 0:18,695 0:14,752 0:13,849	0:47,328 0:18,608 0:14,896 0:13,824	0:46,488 0:18,236 0:14,679 0:13,573	0:46,823 0:18,362 0:14,720 0:13,741
Runde 11	0:46,671 0:18,302 0:14,665 0:13,704	0:46,728 0:18,281 0:14,686 0:13,761	0:46,717 0:18,226 0:14,739 0:13,752	0:46,487 0:18,212 0:14,702 0:13,573	0:46,808 0:18,273 0:14,778 0:13,757
Runde 12	0:46,786 0:18,374 0:14,677 0:13,735	0:46,550 0:18,284 0:14,592 0:13,674	0:46,611 0:18,267 0:14,653 0:13,691	0:46,535 0:18,217 0:14,783 0:13,535	0:46,680 0:18,295 0:14,737 0:13,648
Runde 13	0:47,369 0:18,336 0:15,263 0:13,770	0:47,301 0:18,257 0:15,160 0:13,884	0:48,028 0:18,247 0:14,972 0:14,809	0:47,089 0:18,194 0:15,023 0:13,872	0:47,471 0:18,357 0:15,305 0:13,809





Round 1: 12 - 14 / 04 / 2019

SOUTH GARDA - LONATO (ITA)

DEUTSCHE KART-MEISTERSCHAFT



DMSB RegNr 97-19

R 9 DSXC (KZ2) Heat 3 A < > B

Die schnellsten Zeiten

Ort	Nr. Fahrername	Streckenl.	Zeit	Ø Speed
Ziel	397 Trefilows,David	1200 m	0:46,422	93,1 km/h
Sektion 1	353 Balbo,Natalia	531 m	0:18,130	105,4 km/h
Sektion 2	306 Walter,Andre	390 m	0:14,539	96,6 km/h
Sektion 3	381 Van Walstijn,Senna	279 m	0:13,535	74,2 km/h

	Smr.306 Walter,Andre DEU Solgat Motorsport			Smr.384 Ebner,Moritz ITA Markus Ebner			Smr.391 Funda,Marcus AUT ZANCHI MOTORSPORT			Smr.318 Walter,Luca DEU Luca Walter			Smr.389 Langenbacher,Marvin DEU RS Motorsport							
	theoretisch mögliche Bestzeit	Ziel	Bestzeit	theoretisch mögliche Bestzeit	Ziel	Bestzeit	theoretisch mögliche Bestzeit	Ziel	Bestzeit	theoretisch mögliche Bestzeit	Ziel	Bestzeit	theoretisch mögliche Bestzeit	Ziel	Bestzeit					
best	0:46,510	0:18,200	0:14,539	0:13,675	0:46,808	0:18,243	0:14,705	0:13,765	0:46,590	0:18,162	0:14,594	0:13,741	0:46,726	0:18,169	0:14,749	0:13,772	0:46,717	0:18,294	0:14,644	0:13,754
Runde 1	0:50,633	0:20,416	0:15,444	0:14,773	0:50,705	0:20,716	0:15,380	0:14,609	0:52,919	0:22,088	0:16,359	0:14,472	0:51,116	0:20,727	0:15,783	0:14,606	0:51,607	0:21,226	0:15,770	0:14,611
Runde 2	0:48,180	0:18,688	0:15,006	0:14,486	0:48,412	0:18,889	0:15,035	0:14,488	0:48,207	0:18,855	0:15,333	0:14,019	0:48,029	0:18,835	0:15,163	0:14,031	0:48,198	0:18,703	0:15,459	0:14,036
Runde 3	0:47,876	0:19,295	0:14,760	0:13,821	0:47,294	0:18,471	0:14,964	0:13,859	0:47,993	0:19,053	0:15,033	0:13,907	0:48,366	0:19,481	0:14,981	0:13,904	0:47,864	0:18,978	0:15,015	0:13,871
Runde 4	0:46,820	0:18,305	0:14,688	0:13,827	0:46,977	0:18,329	0:14,841	0:13,807	0:47,459	0:18,359	0:15,141	0:13,959	0:46,945	0:18,310	0:14,809	0:13,826	0:47,159	0:18,420	0:14,815	0:13,924
Runde 5	0:46,675	0:18,266	0:14,653	0:13,756	0:46,970	0:18,298	0:14,806	0:13,866	0:46,590	0:18,216	0:14,633	0:13,741	0:46,876	0:18,293	0:14,811	0:13,772	0:47,047	0:18,472	0:14,787	0:13,788
Runde 6	0:47,502	0:18,401	0:15,014	0:14,087	0:47,309	0:18,250	0:15,100	0:13,959	0:46,695	0:18,170	0:14,715	0:13,810	0:47,127	0:18,282	0:14,825	0:14,020	0:47,099	0:18,420	0:14,800	0:13,879
Runde 7	0:46,805	0:18,342	0:14,695	0:13,768	0:47,246	0:18,243	0:15,067	0:13,936	0:46,700	0:18,348	0:14,594	0:13,758	0:46,834	0:18,278	0:14,778	0:13,778	0:46,783	0:18,295	0:14,721	0:13,767
Runde 8	0:46,878	0:18,363	0:14,782	0:13,793	0:46,826	0:18,296	0:14,765	0:13,765	0:46,665	0:18,172	0:14,696	0:13,797	0:46,922	0:18,190	0:14,955	0:13,777	0:46,717	0:18,302	0:14,644	0:13,771
Runde 9	0:47,125	0:18,200	0:14,720	0:14,205	0:47,216	0:18,258	0:14,739	0:14,219	0:46,694	0:18,237	0:14,649	0:13,808	0:47,328	0:18,202	0:14,874	0:14,252	0:47,280	0:18,334	0:14,793	0:14,153
Runde 10	0:46,510	0:18,235	0:14,539	0:13,736	0:46,808	0:18,285	0:14,705	0:13,818	0:46,612	0:18,162	0:14,676	0:13,774	0:46,901	0:18,319	0:14,790	0:13,792	0:46,804	0:18,356	0:14,694	0:13,754
Runde 11	0:46,619	0:18,255	0:14,689	0:13,675	0:47,479	0:18,291	0:15,068	0:14,120	0:46,732	0:18,166	0:14,787	0:13,779	0:46,726	0:18,169	0:14,749	0:13,808	0:46,828	0:18,294	0:14,721	0:13,813
Runde 12	0:46,740	0:18,290	0:14,753	0:13,697	0:47,483	0:18,566	0:14,969	0:13,948	0:47,158	0:18,270	0:14,818	0:14,070	0:47,171	0:18,322	0:14,900	0:13,949	0:46,961	0:18,384	0:14,784	0:13,793
Runde 13	0:47,448	0:18,228	0:15,374	0:13,846	0:47,817	0:18,514	0:15,407	0:13,896	0:48,244	0:18,407	0:15,485	0:14,402	0:48,691	0:18,509	0:15,813	0:14,369	0:48,406	0:18,308	0:15,851	0:14,247





DEUTSCHE KART-MEISTERSCHAFT

Round 1: 12 - 14 / 04 / 2019

SOUTH GARDA - LONATO (ITA)




DMSB

DMSB RegNr 97-19

R 9 DSXC (KZ2) Heat 3 A < > B

Die schnellsten Zeiten

Ort	Nr. Fahrername	Streckenl.	Zeit	Ø Speed
Ziel	397 Treflows,David	1200 m	0:46,422	93,1 km/h
Sektion 1	353 Balbo,Natalia	531 m	0:18,130	105,4 km/h
Sektion 2	306 Waller,Andre	390 m	0:14,539	96,6 km/h
Sektion 3	381 Van Walstijn,Senna	279 m	0:13,535	74,2 km/h

	Smr.353 Balbo,Natalia ITA			Smr.325 Dam,Benjamin AUT			Smr.357 Moor,Mark Villem EST			Smr.323 Stumpf,Stephen DEU			Smr.311 Moitzi,Philipp AUT			
	N.G.M. MOTORSPORT			BIREL-ART RACING KSW			CPB SPORT			Solgat Motorsport			KSB Racing Team			
	theoretisch mögliche Bestzeit 0:46,387			theoretisch mögliche Bestzeit 0:46,890			theoretisch mögliche Bestzeit 0:46,503			theoretisch mögliche Bestzeit 0:46,784			theoretisch mögliche Bestzeit 0:46,463			
best	Ziel	Sektion 1	Sektion 2	Sektion 3	Ziel	Sektion 1	Sektion 2	Sektion 3	Ziel	Sektion 1	Sektion 2	Sektion 3	Ziel	Sektion 1	Sektion 2	Sektion 3
Runde 1	0:49,943	0:20,534	0:15,232	0:14,177	0:51,727	0:21,476	0:15,769	0:14,482	0:52,063	0:21,305	0:16,404	0:14,354	0:51,813	0:21,229	0:15,782	0:14,802
Runde 2	0:47,422	0:18,520	0:14,890	0:14,012	0:48,645	0:18,740	0:15,772	0:14,133	0:48,606	0:19,205	0:15,342	0:14,059	0:47,676	0:18,833	0:14,921	0:13,922
Runde 3	0:47,152	0:18,491	0:14,884	0:13,777	0:47,893	0:18,941	0:15,018	0:13,934	0:47,934	0:18,834	0:15,146	0:13,954	0:47,034	0:18,586	0:14,687	0:13,761
Runde 4	0:46,688	0:18,223	0:14,669	0:13,796	0:47,405	0:18,573	0:14,866	0:13,966	0:47,877	0:18,440	0:15,169	0:14,268	0:46,797	0:18,292	0:14,682	0:13,823
Runde 5	0:46,529	0:18,216	0:14,617	0:13,696	0:47,156	0:18,367	0:14,880	0:13,909	0:47,420	0:18,536	0:14,925	0:13,959	0:46,958	0:18,283	0:14,761	0:13,914
Runde 6	0:50,798	0:18,471	0:18,474	0:13,853	0:47,276	0:18,274	0:15,118	0:13,884	0:47,239	0:18,484	0:14,956	0:13,799	0:47,720	0:18,466	0:15,167	0:14,087
Runde 7	0:46,524	0:18,130	0:14,672	0:13,722	0:47,112	0:18,464	0:14,797	0:13,851	0:47,127	0:18,377	0:14,889	0:13,861	0:46,710	0:18,247	0:14,652	0:13,811
Runde 8	0:46,796	0:18,137	0:14,721	0:13,938	0:47,019	0:18,365	0:14,821	0:13,833	0:46,997	0:18,386	0:14,809	0:13,802	0:47,402	0:18,496	0:15,117	0:13,789
Runde 9	0:47,303	0:18,784	0:14,681	0:13,838	0:46,954	0:18,291	0:14,844	0:13,819	0:46,944	0:18,314	0:14,838	0:13,792	0:47,159	0:18,207	0:14,712	0:14,240
Runde 10	0:46,510	0:18,190	0:14,648	0:13,672	0:47,040	0:18,395	0:14,804	0:13,841	0:46,946	0:18,375	0:14,870	0:13,701	0:46,671	0:18,295	0:14,621	0:13,755
Runde 11	0:46,571	0:18,137	0:14,639	0:13,795	0:47,200	0:18,473	0:14,883	0:13,844	0:47,214	0:18,472	0:14,966	0:13,776	0:46,887	0:18,280	0:14,650	0:13,957
Runde 12	0:46,479	0:18,164	0:14,585	0:13,730	0:47,121	0:18,423	0:14,847	0:13,851	0:47,211	0:18,694	0:14,781	0:13,736	0:46,559	0:18,302	0:14,622	0:13,635
Runde 13	0:47,670	0:18,144	0:15,530	0:13,996	0:47,586	0:18,459	0:14,958	0:14,169	0:47,442	0:18,302	0:15,199	0:13,941	0:48,205	0:18,337	0:15,474	0:14,394






DEUTSCHE KART-MEISTERSCHAFT

Round 1: 12 - 14 / 04 / 2019

SOUTH GARDA - LONATO (ITA)



DMSB

DMSB RegNr 97-19

R 9 DSXC (KZ2) Heat 3 A < > B

Die schnellsten Zeiten

Ort	Nr. Fahrername	Streckenkil.	Zeit	Ø Speed
Ziel	397 Trefilows,David	1200 m	0:46,422	93,1 km/h
Sektion 1	353 Balbo,Natalia	531 m	0:18,130	105,4 km/h
Sektion 2	306 Waller,Andre	390 m	0:14,539	96,6 km/h
Sektion 3	381 Van Walstijn,Senna	279 m	0:13,535	74,2 km/h

	Smr.398 Feitzer,Dennis DEU SRP Racing Team		Smr.382 Risom,Valdemar DNK RS Competition		Smr.352 Huefing,Brio NLD SRP Racing Team		Smr.308 Lopez,Marc ESP CRG Keizer racing		Smr.312 Colakovic,Nermin DEU Solgat Motorsport											
	theoretisch mögliche Bestzeit	0:46,801	theoretisch mögliche Bestzeit	0:46,510	theoretisch mögliche Bestzeit	0:46,801	theoretisch mögliche Bestzeit	0:46,755	theoretisch mögliche Bestzeit	0:46,808										
best	0:46,852	0:18,294	0:14,748	0:13,759	0:46,705	0:18,185	0:14,644	0:13,681	0:46,910	0:18,252	0:14,805	0:13,744	0:46,902	0:18,268	0:14,718	0:13,769	0:46,824	0:18,258	0:14,780	0:13,770
Runde 1	0:50,715	0:20,567	0:15,409	0:14,739	0:50,819	0:20,671	0:15,522	0:14,626	0:52,662	0:21,111	0:16,762	0:14,789	0:52,744	0:21,192	0:16,402	0:15,150	0:53,379	0:21,690	0:16,567	0:15,122
Runde 2	0:49,704	0:18,765	0:14,968	0:15,971	0:48,044	0:18,524	0:15,207	0:14,313	0:48,761	0:18,672	0:15,733	0:14,356	0:48,490	0:18,944	0:15,459	0:14,087	0:48,490	0:18,858	0:15,546	0:14,086
Runde 3	0:49,115	0:19,795	0:15,273	0:14,047	0:47,497	0:18,767	0:14,868	0:13,862	0:47,554	0:18,459	0:15,059	0:14,036	0:48,148	0:18,714	0:15,205	0:14,229	0:48,184	0:18,502	0:15,082	0:14,600
Runde 4	0:47,785	0:18,501	0:15,229	0:14,055	0:47,024	0:18,333	0:14,775	0:13,916	0:47,836	0:18,506	0:15,261	0:14,069	0:48,080	0:18,392	0:15,637	0:14,051	0:47,288	0:18,309	0:14,963	0:14,016
Runde 5	0:47,604	0:18,804	0:14,866	0:13,934	0:47,062	0:18,271	0:14,729	0:14,062	0:47,179	0:18,377	0:14,870	0:13,932	0:47,706	0:18,428	0:15,188	0:14,090	0:47,619	0:18,554	0:14,870	0:14,195
Runde 6	0:47,775	0:19,013	0:14,890	0:13,872	0:47,501	0:18,273	0:15,319	0:13,909	0:47,220	0:18,619	0:14,857	0:13,744	0:47,698	0:18,320	0:15,157	0:14,221	0:47,629	0:18,572	0:15,250	0:13,807
Runde 7	0:46,852	0:18,294	0:14,799	0:13,759	0:46,787	0:18,185	0:14,736	0:13,866	0:47,120	0:18,317	0:15,000	0:13,803	0:47,280	0:18,513	0:14,838	0:13,929	0:47,601	0:18,391	0:14,965	0:14,245
Runde 8	0:47,177	0:18,465	0:14,907	0:13,805	0:46,971	0:18,561	0:14,729	0:13,681	0:46,910	0:18,252	0:14,910	0:13,748	0:47,173	0:18,344	0:14,794	0:14,035	0:46,824	0:18,258	0:14,793	0:13,773
Runde 9	0:47,246	0:18,593	0:14,793	0:13,860	0:48,008	0:18,240	0:14,694	0:15,074	0:46,936	0:18,289	0:14,903	0:13,744	0:47,334	0:18,777	0:14,718	0:13,839	0:47,012	0:18,417	0:14,825	0:13,770
Runde 10	0:47,038	0:18,425	0:14,748	0:13,865	0:46,772	0:18,356	0:14,644	0:13,772	0:46,976	0:18,298	0:14,925	0:13,753	0:47,190	0:18,380	0:14,858	0:13,952	0:46,901	0:18,342	0:14,780	0:13,779
Runde 11	0:47,163	0:18,489	0:14,861	0:13,813	0:46,705	0:18,214	0:14,749	0:13,742	0:47,470	0:18,345	0:15,095	0:14,030	0:46,902	0:18,385	0:14,748	0:13,769	0:46,904	0:18,312	0:14,803	0:13,789
Runde 12	0:47,048	0:18,408	0:14,830	0:13,810	0:47,313	0:18,371	0:14,965	0:13,977	0:47,057	0:18,358	0:14,805	0:13,894	0:48,663	0:18,268	0:15,529	0:14,866	0:47,096	0:18,329	0:14,958	0:13,809
Runde 13	0:49,191	0:18,438	0:16,477	0:14,276	0:49,299	0:18,814	0:16,272	0:14,213	0:51,693	0:18,264	0:19,386	0:14,043	0:48,245	0:18,717	0:15,522	0:14,006	0:47,392	0:18,322	0:15,158	0:13,912







Round 1: 12 - 14 / 04 / 2019

SOUTH GARDA - LONATO (ITA)

DEUTSCHE KART-MEISTERSCHAFT



DMSB RegNr 97-19

R 9 DSXC (KZ2) Heat 3 A < > B

Die schnellsten Zeiten

Ort	Nr. Fahrername	Zeit	Streckenl.	Ø Speed
Ziel	397 Treflows,David	0:46,422	1200 m	93,1 km/h
Sektion 1	353 Balbo,Natalia	0:18,130	531 m	105,4 km/h
Sektion 2	306 Waller,Andre	0:14,539	390 m	96,6 km/h
Sektion 3	381 Van Walstijn,Senna	0:13,535	279 m	74,2 km/h

	Smr.330 Bos,Jeroen NLD CRG Holland	Smr.328 Hofmann,Benedikt DEU BIREL-ART RACING KSW	Smr.335 Beyerlein,Patrick DEU BEYMO-Kartracing	Smr.354 Bizzotto,Leonardo ITA Marco Bizzotto	Smr.307 Himmels,Yannik DEU Valier Motorsport
	theoretisch mögliche Bestzeit 0:46,770	theoretisch mögliche Bestzeit 0:46,443	theoretisch mögliche Bestzeit 0:47,348	theoretisch mögliche Bestzeit 0:46,861	theoretisch mögliche Bestzeit 0:46,833
best	Ziel Sektion 1 Sektion 2 Sektion 3 0:46,850 0:18,281 0:14,709 0:13,780	Ziel Sektion 1 Sektion 2 Sektion 3 0:46,665 0:18,206 0:14,633 0:13,604	Ziel Sektion 1 Sektion 2 Sektion 3 0:47,418 0:18,560 0:14,900 0:13,888	Ziel Sektion 1 Sektion 2 Sektion 3 0:46,934 0:18,305 0:14,710 0:13,846	Ziel Sektion 1 Sektion 2 Sektion 3 0:46,924 0:18,368 0:14,686 0:13,779
Runde 1	0:53,155 0:21,570 0:16,588 0:14,997	0:54,337 0:22,514 0:16,646 0:15,177	0:53,785 0:21,577 0:16,461 0:15,747	0:52,576 0:21,241 0:16,901 0:14,434	0:53,003 0:21,506 0:16,638 0:14,859
Runde 2	0:48,541 0:19,297 0:15,267 0:13,977	0:48,628 0:19,161 0:15,116 0:14,351	0:49,480 0:19,249 0:15,437 0:14,794	0:49,134 0:18,864 0:15,912 0:14,358	0:48,753 0:18,724 0:15,585 0:14,444
Runde 3	0:47,916 0:18,597 0:14,897 0:14,422	0:47,375 0:18,581 0:14,968 0:13,826	0:48,770 0:19,143 0:15,310 0:14,317	0:48,360 0:18,820 0:15,073 0:14,467	0:48,841 0:19,100 0:15,052 0:14,689
Runde 4	0:47,548 0:18,405 0:14,951 0:14,192	0:48,111 0:18,807 0:15,212 0:14,092	0:47,674 0:18,608 0:14,962 0:14,104	0:47,479 0:18,380 0:14,904 0:14,195	0:48,588 0:18,950 0:15,167 0:14,471
Runde 5	0:48,262 0:18,940 0:15,256 0:14,066	0:47,682 0:18,209 0:15,047 0:14,426	0:47,684 0:18,722 0:14,995 0:13,967	0:47,905 0:18,542 0:14,830 0:14,533	0:47,559 0:18,519 0:14,837 0:14,203
Runde 6	0:47,598 0:18,364 0:15,376 0:13,858	0:47,687 0:18,559 0:14,997 0:14,131	0:47,883 0:18,593 0:14,965 0:14,325	0:47,318 0:18,534 0:14,877 0:13,907	0:47,843 0:18,589 0:15,093 0:14,161
Runde 7	0:47,408 0:18,350 0:14,741 0:14,317	0:47,251 0:18,631 0:14,876 0:13,744	0:47,554 0:18,658 0:14,958 0:13,938	0:48,648 0:18,305 0:15,323 0:15,020	0:47,640 0:18,880 0:14,810 0:13,950
Runde 8	0:46,953 0:18,395 0:14,740 0:13,818	0:46,994 0:18,206 0:14,755 0:14,033	0:47,418 0:18,560 0:14,900 0:13,958	0:47,202 0:18,441 0:14,807 0:13,954	0:47,246 0:18,629 0:14,730 0:13,887
Runde 9	0:47,024 0:18,317 0:14,867 0:13,840	0:46,665 0:18,281 0:14,633 0:13,751	0:48,236 0:19,143 0:14,987 0:14,106	0:46,949 0:18,391 0:14,710 0:13,848	0:47,070 0:18,473 0:14,686 0:13,911
Runde 10	0:47,019 0:18,332 0:14,877 0:13,810	0:46,699 0:18,329 0:14,766 0:13,604	0:47,420 0:18,595 0:14,937 0:13,888	0:47,259 0:18,469 0:14,944 0:13,846	0:47,068 0:18,448 0:14,826 0:13,794
Runde 11	0:46,850 0:18,361 0:14,709 0:13,780	0:46,750 0:18,242 0:14,771 0:13,737	0:47,520 0:18,662 0:14,925 0:13,933	0:46,934 0:18,341 0:14,715 0:13,878	0:46,924 0:18,391 0:14,754 0:13,779
Runde 12	0:46,950 0:18,328 0:14,784 0:13,838	0:46,853 0:18,230 0:14,791 0:13,832	0:48,461 0:18,662 0:15,641 0:14,158	0:52,325 0:18,333 0:14,727 0:19,265	1:09,413 0:18,368 0:21,268 0:29,777
Runde 13	0:47,451 0:18,281 0:15,320 0:13,850	0:47,679 0:18,347 0:15,507 0:13,825	0:49,240 0:19,502 0:15,526 0:14,212	0:49,195 0:19,330 0:15,476 0:14,389	0:49,423 0:19,704 0:15,666 0:14,053





DEUTSCHE KART-MEISTERSCHAFT

Round 1: 12 - 14 / 04 / 2019

SOUTH GARDA - LONATO (ITA)




DMSB RegNr 97-19

R 9 DSKC (KZ2) Heat 3 A < > B

Die schnellsten Zeiten

Ort	Nr. Fahrername	Zeit	Streckenkil.	Ø Speed
Ziel	397 Trefilows, Davids	0:46,422	1200 m	93,1 km/h
Sektion 1	353 Balbo, Natalia	0:18,130	531 m	105,4 km/h
Sektion 2	306 Waller, Andre	0:14,539	390 m	96,6 km/h
Sektion 3	381 Van Walstijn, Senna	0:13,535	279 m	74,2 km/h

	Smr.322 Fredriksson, Lucas SWE JP Racing	Smr.317 Dresen, Andreas DEU SRP Racing Team	Smr.319 Elter, Marc DEU CRG Holland	Smr.334 Clevert, Lauren-Alexander DEU Kartshop Ampfing	Smr.358 Graf, Adrian DEU Solgat Motorsport
	theoretisch mögliche Bestzeit 0:47,111	theoretisch mögliche Bestzeit 0:47,289	theoretisch mögliche Bestzeit 0:46,827	theoretisch mögliche Bestzeit 0:47,255	theoretisch mögliche Bestzeit 0:47,545
best	Ziel Sektion 1 Sektion 2 Sektion 3 0:47,186 0:18,449 0:14,760 0:13,902	Ziel Sektion 1 Sektion 2 Sektion 3 0:47,364 0:18,557 0:14,898 0:13,834	Ziel Sektion 1 Sektion 2 Sektion 3 0:46,961 0:18,248 0:14,712 0:13,867	Ziel Sektion 1 Sektion 2 Sektion 3 0:47,377 0:18,605 0:14,749 0:13,901	Ziel Sektion 1 Sektion 2 Sektion 3 0:47,944 0:18,582 0:14,951 0:14,012
Runde 1	0:52,880 0:21,396 0:16,560 0:14,924	0:53,759 0:22,161 0:16,371 0:15,227	1:16,031 0:20,933 0:40,485 0:14,613	0:52,222 0:21,663 0:15,612 0:14,947	0:53,548 0:21,709 0:16,510 0:15,329
Runde 2	0:49,406 0:19,818 0:15,351 0:14,237	0:49,442 0:19,760 0:15,309 0:14,373	0:47,625 0:18,569 0:15,045 0:14,011	0:48,446 0:19,105 0:15,274 0:14,067	0:49,016 0:18,985 0:15,554 0:14,477
Runde 3	0:48,040 0:18,703 0:15,267 0:14,070	0:48,315 0:18,846 0:15,271 0:14,198	0:47,359 0:18,457 0:14,937 0:13,965	0:47,817 0:19,133 0:14,783 0:13,901	0:48,004 0:18,881 0:15,111 0:14,012
Runde 4	0:47,560 0:18,578 0:15,031 0:13,951	0:47,677 0:18,603 0:15,058 0:14,016	0:47,040 0:18,311 0:14,811 0:13,918	0:49,294 0:19,638 0:15,541 0:14,115	0:48,086 0:18,624 0:15,143 0:14,319
Runde 5	0:47,615 0:18,610 0:14,861 0:14,144	0:47,519 0:18,611 0:15,008 0:13,900	0:47,436 0:18,595 0:14,893 0:13,948	0:47,377 0:18,605 0:14,749 0:14,023	0:47,944 0:18,582 0:15,045 0:14,317
Runde 6	0:48,292 0:18,449 0:15,336 0:14,507	0:48,627 0:18,557 0:15,008 0:15,062	0:47,175 0:18,380 0:14,786 0:14,009	0:52,202 0:19,624 0:16,579 0:15,999	0:18,603 0:14,951
Runde 7	0:47,869 0:19,045 0:14,829 0:13,995	0:47,592 0:18,709 0:15,004 0:13,879	0:47,267 0:18,509 0:14,875 0:13,883		
Runde 8	0:48,007 0:19,033 0:14,948 0:14,026	0:47,364 0:18,632 0:14,898 0:13,834	0:46,961 0:18,372 0:14,722 0:13,867		
Runde 9	0:47,341 0:18,641 0:14,760 0:13,940	0:47,514 0:18,687 0:14,970 0:13,857	0:46,970 0:18,357 0:14,712 0:13,901		
Runde 10	0:47,186 0:18,504 0:14,780 0:13,902	0:47,554 0:18,708 0:14,908 0:13,938	0:54,272 0:18,248 0:16,616 0:19,408		
Runde 11	0:47,516 0:18,541 0:15,032 0:13,943	0:20,280			
Runde 12	0:18,585				







Round 1: 12 - 14 / 04 / 2019

SOUTH GARDA - LONATO (ITA)

DEUTSCHE KART-MEISTERSCHAFT

DMSB RegNr 97-19

R 9 DSKC (K22) Heat 3 A < > B

Die schnellsten Zeiten

Ort	Nr. Fahrername	Zeit	Streckenkil.	Ø Speed
Ziel	397 Trefilovs, Davids	0:46,422	1200 m	93,1 km/h
Sektion 1	353 Balbo, Natalia	0:18,130	531 m	105,4 km/h
Sektion 2	306 Waller, Andre	0:14,539	390 m	96,6 km/h
Sektion 3	381 Van Walstijn, Senna	0:13,535	279 m	74,2 km/h

	Smr.387 Preibisch, Marius DEU Bamberger Karttracing	Smr.321 Scheffer, Niklas DEU SRP Racing Team	Smr.393 Mnombeli, Mhlahli ZAF MK Racing	Smr.320 De Santis, Raffaele ITA SRP Racing Team
theoretisch mögliche Bestzeit	0:48,612	0:53,618	theoretisch mögliche Bestzeit 0:54,011	theoretisch mögliche Bestzeit 0:00,000
Ziel	0:48,612	0:53,618	Ziel 0:54,011	Ziel 0:00,000
Sektion 1	0:18,858	0:16,475	Sektion 1 0:21,427	Sektion 1
Sektion 2	0:15,225	0:16,475	Sektion 2 0:16,552	Sektion 2
Sektion 3	0:14,529	0:15,334	Sektion 3 0:16,032	Sektion 3
best	0:54,212	0:53,618	0:54,011	Ziel 0:00,000
Runde 1	0:22,652	0:16,267	0:21,427	Sektion 1
Runde 2	0:19,601	0:15,618	0:16,552	Sektion 2
Runde 3	0:18,858	0:15,225	0:16,032	Sektion 3
Runde 4	0:19,096	0:16,167		
Runde 5				

R 7 DSKM (KZ2) Heat 2 A <> C

Strecke / track: 1200m
 started: 29 classified: 29 not classified: 0

fastest Lap Fabian FEDERER at: 0:45,781

Pos	Str. Nr.	Fahrer / Driver	Nation	Bewerber/Sponsor	Nation	Lizenz / Lizenz	Chassis/Motor/Reifen	Points	Penalty	Runden Laps	Gesamtzeit / Differenz	Abstand / Gap	beste Runde / best Lap	In R. / in L.	Beschw. / u Speed
1	201	FEDERER, Fabian	ITA	SRP Racing Team	DEU	353643 KBF1156791	Maranello / TM / Vega	0		13	10:06,900		0:45,781	12	92,5 km/h 94,4 km/h
2	202	PEX, Jorrit	NLD	SP Motor Sport	NLD	27382 i.b.a.	Kart Republic / TM / Vega	2		13	10:07,585 0:00,685	0:00,685	0:45,835	12	92,4 km/h 94,3 km/h
3	209	NOMBLLOT, Jean	FRA	CPB SPORT	FRA	119783 232241	SODI / TM / Vega	3		13	10:08,009 0:01,109	0:00,424	0:45,862	12	92,4 km/h 94,2 km/h
4	221	IGLESIAS, Jérémy	FRA	RS Schumacher Racing Team	DEU	187987 KBF1067587	IPK Praga / IAME / Vega	4		13	10:08,790 0:01,890	0:00,781	0:45,922	11	92,2 km/h 94,1 km/h
5	257	FUSCO, Giuseppe	ITA	Renda motorsport	ITA	339410 322880	Birel Art / Vortex / Vega	5		13	10:10,735 0:03,835	0:01,945	0:46,201	11	92 km/h 93,5 km/h
6	203	PEX, Stan	NLD	SP Motor Sp	NLD	31772 i.b.a.	Kart Republic / TM / Vega	6		13	10:12,440 0:05,540	0:01,705	0:46,188	8	91,7 km/h 93,5 km/h
7	235	MARSEGLIA, Leonardo Giuseppe	ITA	BIREL ART RACING KSW	AUT	336013 BK102	Birel Art / TM / Vega	7		13	10:13,400 0:06,500	0:00,960	0:45,988	11	91,6 km/h 93,9 km/h
8	210	DENNER, Emilien	FRA	CPB SPORT	FRA	141283E1 232241	SODI / TM / Vega	8		13	10:13,876 0:06,976	0:00,476	0:46,173	8	91,5 km/h 93,6 km/h
9	232	LUYET, Jean	CHE	CRG Holland	NLD	505028 15521	CRG / TM / Vega	9		13	10:14,199 0:07,299	0:00,323	0:45,983	12	91,4 km/h 93,9 km/h
10	220	TUBBEN, Max	NLD	CRG Holland	NLD	10197 15521	CRG / TM / Vega	10		13	10:14,772 0:07,872	0:00,573	0:46,139	13	91,4 km/h 93,6 km/h
11	216	TORNQVIST PERSSON, Benjamin	SWE	CRG Holland	NLD	199810314592 15521	CRG / TM / Vega	11		13	10:15,658 0:08,758	0:00,886	0:46,074	12	91,2 km/h 93,8 km/h
12	204	SCHMITZ, Alexander	DEU	Renda motorsport	ITA	IKA1120614 322880	Tony Kart / Vortex / Vega	12		13	10:16,307 0:09,407	0:00,649	0:46,056	12	91,1 km/h 93,8 km/h
13	259	SJOKVIST, Isak	SWE	Energy Corse srl	ITA	200108127572 295423	Energy / TM / Vega	13		13	10:16,725 0:09,825	0:00,418	0:46,238	12	91,1 km/h 93,4 km/h
14	233	LUYET, Samuel	CHE	CRG Holland	NLD	505064 15521	CRG / TM / Vega	14	5 sec.	13	10:18,730 0:11,830	0:02,005	0:46,061	9	90,8 km/h 93,8 km/h
15	225	TALAS, Jakub	CZE	JOKA RACING	CZE	19AS0135 19AT01111	Birel Art / TM / Vega	15		13	10:18,846 0:11,946	0:00,116	0:46,444	12	90,7 km/h 93,9 km/h
16	277	JAVUREK, Dominik	CZE	JOKA RACING	CZE	19AS0193 19AT01111	Birel Art / TM / Vega	16		13	10:19,929 0:13,029	0:01,083	0:46,380	13	90,6 km/h 93,1 km/h
17	211	CURTO, Alessio	DEU	Valier Motorsport	DEU	IKC1125805 KBF1063735	SODI / TM / Vega	17		13	10:20,080 0:13,180	0:00,151	0:46,363	10	90,6 km/h 93,2 km/h
18	219	SJÖBERG, Jesper	SWE	CRG Holland	NLD	199910020057 15521	CRG / TM / Vega	18		13	10:21,320 0:14,420	0:01,240	0:46,172	12	90,4 km/h 93,6 km/h
19	218	JOHANSSON, Andreas	SWE	CRG Holland	NLD	1999072225875 15521	CRG / TM / Vega	19		13	10:21,920 0:15,020	0:00,600	0:46,310	13	90,3 km/h 93,3 km/h
20	288	NEUMANN, Thomas	DEU	Thomas Neumann	DEU	IKB1066455 IKB1066455	CRG / Modena / Vega	20		13	10:22,776 0:15,876	0:00,856	0:46,451	13	90,2 km/h 93 km/h
21	262	KÁCOVSKY, Matej	CZE	Kart Republic CZ	CZE	1011 498	Kart Republic / IAME / Vega	21		13	10:23,180 0:16,280	0:00,404	0:46,479	12	90,1 km/h 92,9 km/h
22	256	ZANCHETTA, Marco	ITA	Mach1 Motorsport	DEU	295200 KBF1005514	Mach1 / Modena / Vega	22	5 sec.	13	10:24,211 0:17,311	0:01,031	0:46,327	8	90 km/h 93,8 km/h
23	206	WEBER, Stefan	DEU	Kartshop Ampfing	DEU	IKB1104391 KBF1108764	Kosmic / TM / Vega	23		13	10:25,102 0:18,202	0:00,891	0:46,588	12	89,8 km/h 92,7 km/h
24	229	HOLD, Christoph	AUT	Maranello Racing Team	AUT	JK2017 BK003	Maranello / TM / Vega	24	5 sec.	13	10:25,929 0:19,029	0:00,827	0:45,997	9	89,7 km/h 93,9 km/h
25	208	MROSEK, Michael	DEU	Team AK-Racing	AUT	IKC1131164 BK005	Intrepid / TM / Vega	25	5 sec.	13	10:27,481 0:20,581	0:01,552	0:46,451	12	89,5 km/h 93 km/h
26	224	ALMEIDA, Rodrigo	MOZ	DR SRL	ITA	010 296449	DR / Modena / Vega	26		13	10:27,861 0:20,961	0:00,380	0:46,672	4	89,4 km/h 92,6 km/h
27	227	HORN, Moritz	DEU	TB Racing Team	DEU	IKB1132818 KBF1116906	KR / TM / Vega	27	5 sec.	13	10:28,996 0:22,096	0:01,135	0:46,231	13	89,3 km/h 93,4 km/h
28	223	DAVIES, Dylan	NLD	DR SRL	ITA	19701 296449	DR / Modena / Vega	28		9	7:12,301 4 R	4 R	0:46,213	7	89,9 km/h 93,5 km/h
29	230	TONTERI, Paavo	FIN	TB Racing Team	DEU	31303491 KBF1116906	KR / IAME / Vega	29		3	2:40,184 10 R	6 R	0:48,838	2	88,9 km/h 88,5 km/h

StNr. 208,227,233,229,256 5 sec penalty Frontfairing

Rennleitung: Pasquale Lupoli Racedirektor: Horst Seidel
 Sportkommissare: Nikolas Spaderna / Ulrich Bell / Paola Acerbi
 Techn. Kommissare: Hans-Jürgen Dangers / M. Grasshoff / C. Schmidt
 Zeitnahme: KART-DATA timing service Franz Schieszler

Zeitnahme / timekeeping

control *Schieszler*
 Franz Schieszler

freigegeben: 16:15:32





DEUTSCHE KART-MEISTERSCHAFT

Round 1: 12 - 14 / 04 / 2019

SOUTH GARDA - LONATO (ITA)



DMSB

DMSB RegNr 97-19

R 11 DSKM (KZ2) Heat 3 A < > B

Fahrername Driver	Federer Fabian	Longhi Riccardo	Mittell Noah	Pollini Giacomo	Paul Maximilian	Nombrot Jean	Iglesias Jérémy	Schmitz Alexander	Leonardo Giuseppe	Giannoni Lorenzo	Tonteri Paavo	Davies Dylan
schnellste Runde in Runde	0:45,885 Rn. 7	0:45,951 Rn. 9	0:45,995 Rn. 11	0:46,111 Rn. 7	0:46,069 Rn. 11	0:45,995 Rn. 11	0:46,086 Rn. 12	0:46,118 Rn. 7	0:45,974 Rn. 11	0:46,081 Rn. 11	0:46,063 Rn. 6	0:46,249 Rn. 11
Speed	94,1 km/h	94,0 km/h	93,9 km/h	93,7 km/h	93,8 km/h	93,9 km/h	93,7 km/h	93,7 km/h	94,0 km/h	93,7 km/h	93,8 km/h	93,4 km/h
Lap 1	0:48,793	0:48,783	0:48,692	0:48,852	0:49,061	0:50,227	0:48,873	0:49,027	0:49,949	0:50,073	0:50,594	0:51,230
Lap 2	0:46,823	0:46,942	0:47,125	0:47,044	0:46,805	0:46,907	0:47,018	0:46,859	0:47,003	0:46,880	0:47,276	0:47,770
Lap 3	0:46,769	0:47,125	0:46,620	0:46,630	0:46,625	0:46,576	0:47,051	0:46,633	0:46,675	0:46,628	0:46,768	0:46,528
Lap 4	0:46,394	0:46,367	0:46,337	0:46,391	0:46,259	0:46,337	0:46,871	0:46,399	0:47,207	0:46,623	0:46,883	0:46,364
Lap 5	0:46,103	0:46,193	0:46,238	0:46,241	0:46,380	0:46,204	0:46,221	0:46,164	0:46,233	0:46,255	0:46,182	0:46,315
Lap 6	0:46,101	0:46,064	0:46,151	0:46,149	0:46,178	0:46,110	0:46,144	0:46,228	0:46,286	0:46,187	0:46,063	0:46,369
Lap 7	0:45,885	0:46,116	0:46,135	0:46,111	0:46,182	0:46,131	0:46,114	0:46,118	0:46,080	0:46,137	0:46,263	0:46,701
Lap 8	0:45,994	0:46,026	0:46,170	0:46,193	0:46,191	0:46,365	0:46,225	0:47,130	0:46,087	0:46,153	0:46,147	0:46,274
Lap 9	0:45,923	0:45,951	0:46,206	0:46,587	0:46,149	0:46,082	0:46,227	0:46,200	0:46,173	0:46,235	0:46,153	0:46,278
Lap 10	0:45,926	0:45,978	0:46,106	0:46,239	0:46,196	0:46,198	0:46,588	0:46,189	0:46,365	0:47,141	0:46,213	0:46,375
Lap 11	0:45,958	0:46,051	0:45,995	0:46,222	0:46,069	0:45,995	0:46,167	0:46,167	0:45,974	0:46,081	0:46,144	0:46,249
Lap 12	0:46,009	0:46,075	0:46,011	0:46,369	0:46,389	0:46,079	0:46,086	0:46,169	0:46,155	0:46,254	0:46,188	0:46,375
Lap 13	0:46,218	0:45,964	0:46,222	0:46,813	0:46,962	0:46,671	0:46,434	0:46,395	0:46,089	0:46,184	0:46,258	0:46,419



DSKM



DEUTSCHE KART-MEISTERSCHAFT




Round 1: 12 - 14 / 04 / 2019

SOUTH GARDA - LONATO (ITA)



DMSB RegNr 97-19

R 11 DSKM (KZ2) Heat 3 A < > B

Fahrername Driver	Hold Christoph	Sjokvist Isak	Tubben Max	Neitagovskii Daniel	Lundberg Douglas	Matfisc André	Curto Alessio	Kallasmaa Kaspar	Gustavsson Viktor	Karlishøj Lasse	Johansson Andreas	Ratl Cyril
schnellste Runde	0:46,262 Rn. 12	0:46,287 Rn. 10	0:46,268 Rn. 12	0:46,305 Rn. 12	0:46,339 Rn. 12	0:46,257 Rn. 10	0:46,446 Rn. 10	0:46,383 Rn. 8	0:46,331 Rn. 11	0:46,434 Rn. 9	0:46,433 Rn. 11	0:46,338 Rn. 11
Speed	93,4 km/h	93,3 km/h	93,4 km/h	93,3 km/h	93,2 km/h	93,4 km/h	93,0 km/h	93,1 km/h	93,2 km/h	93,0 km/h	93,0 km/h	93,2 km/h
Lap 1	0:51,240	0:52,050	0:51,884	0:52,053	0:51,506	0:53,377	0:51,523	0:51,652	0:52,684	0:52,689	0:52,760	0:53,669
Lap 2	0:47,797	0:47,941	0:47,872	0:48,103	0:48,589	0:49,305	0:48,008	0:49,702	0:49,528	0:48,701	0:49,006	0:49,463
Lap 3	0:47,081	0:46,795	0:46,681	0:46,882	0:46,889	0:46,618	0:46,933	0:46,973	0:46,958	0:47,602	0:47,231	0:47,269
Lap 4	0:46,556	0:46,523	0:46,528	0:46,743	0:46,800	0:46,573	0:46,641	0:47,025	0:46,522	0:46,821	0:46,693	0:46,778
Lap 5	0:46,534	0:46,518	0:46,843	0:46,422	0:46,522	0:46,440	0:46,699	0:46,562	0:46,494	0:46,495	0:46,721	0:46,865
Lap 6	0:46,327	0:47,078	0:46,987	0:46,453	0:46,534	0:46,323	0:46,517	0:46,567	0:46,363	0:46,462	0:46,687	0:46,609
Lap 7	0:46,297	0:46,321	0:46,277	0:46,418	0:46,425	0:46,518	0:46,534	0:47,350	0:47,463	0:46,612	0:46,964	0:46,878
Lap 8	0:46,285	0:46,308	0:46,295	0:46,465	0:46,442	0:46,440	0:46,448	0:46,383	0:46,546	0:46,540	0:46,475	0:46,477
Lap 9	0:46,307	0:46,636	0:47,080	0:46,428	0:46,906	0:47,027	0:46,544	0:46,531	0:46,385	0:46,434	0:46,510	0:46,535
Lap 10	0:46,271	0:46,287	0:46,370	0:46,373	0:46,342	0:46,257	0:46,446	0:46,466	0:46,542	0:46,500	0:46,450	0:46,475
Lap 11	0:46,274	0:46,290	0:46,398	0:46,417	0:46,436	0:46,401	0:46,766	0:46,429	0:46,331	0:46,927	0:46,433	0:46,338
Lap 12	0:46,262	0:46,349	0:46,268	0:46,305	0:46,339	0:46,432	0:46,569	0:46,591	0:46,337	0:46,583	0:46,580	0:46,577
Lap 13	0:46,549	0:47,187	0:47,032	0:47,518	0:46,644	0:46,640	0:48,304	0:46,696	0:46,756	0:46,777	0:46,569	0:46,720



DKM



DEUTSCHE KART-MEISTERSCHAFT




Round 1: 12 - 14 / 04 / 2019





SOUTH GARDA - LONATO (ITA)



DMSB RegNr 97-19

R 11 DSKM (K22) Heat 3 A < > B

Fahrername Driver	Lang Hannah	Zanchetta Marco	Rosati Fabrizio	Horn Moritz	Pex Jorrit
schnellste Runde in Runde	0:46,648 Rn. 6	0:46,637 Rn. 4	0:46,020 Rn. 5	0:46,225 Rn. 6	
Speed	92,6 km/h	92,6 km/h	93,9 km/h	93,5 km/h	
Lap 1	0:52,884	0:52,004	0:51,794	1:08,114	
Lap 2	0:49,203	0:49,569	0:47,036	0:47,767	
Lap 3	0:47,836	0:47,258	0:46,453	0:46,746	
Lap 4	0:46,760	0:46,637	0:46,280	0:46,535	
Lap 5	0:46,797	0:46,974	0:46,020	0:46,315	
Lap 6	0:46,648	0:47,256	0:46,028	0:46,225	
Lap 7	0:47,095	0:47,729	0:49,051		
Lap 8	0:47,107	0:47,615	0:46,442		
Lap 9	0:46,679	0:46,713	0:46,298		
Lap 10	0:46,698	0:47,390	0:46,592		
Lap 11	0:46,700	0:46,647	0:46,455		
Lap 12	0:46,654	0:46,697	0:46,520		
Lap 13	0:46,891	0:47,452			

DEUTSCHE KART-MEISTERSCHAFT

Round 1: 12 - 14 / 04 / 2019

SOUTH GARDA - LONATO (ITA)

DMSB RegNr: 97-19

R 11 DSKM (KZ2) Heat 3 A < > B

Ziel		Sektion 1		Sektion 2		Sektion 3	
Fahrername	Zeit	Fahrername	Zeit	Fahrername	Zeit	Fahrername	Zeit
1 201 Federer, Fabian	0:45,885	201 Federer, Fabian	0:17,925	201 Federer, Fabian	0:14,386	234 Longhi, Riccardo	0:13,445
2 234 Longhi, Riccardo	0:45,951	260 Rosati, Fabrizio	0:17,951	260 Rosati, Fabrizio	0:14,416	201 Federer, Fabian	0:13,489
3 235 Marseglia, Leonardo Giust	0:45,974	234 Longhi, Riccardo	0:17,974	222 Paul, Maximilian	0:14,431	235 Marseglia, Leonardo Giust	0:13,502
4 231 Milelli, Noah	0:45,995	209 Nombrot, Jean	0:17,974	231 Milelli, Noah	0:14,435	231 Milelli, Noah	0:13,504
5 209 Nombrot, Jean	0:45,995	230 Tonteri, Paavo	0:17,974	204 Schmitz, Alexander	0:14,439	209 Nombrot, Jean	0:13,546
6 260 Rosati, Fabrizio	0:46,020	235 Marseglia, Leonardo Giust	0:17,988	209 Nombrot, Jean	0:14,441	251 Giannoni, Lorenzo	0:13,547
7 230 Tonteri, Paavo	0:46,063	231 Milelli, Noah	0:18,003	251 Giannoni, Lorenzo	0:14,445	230 Tonteri, Paavo	0:13,553
8 222 Paul, Maximilian	0:46,069	251 Giannoni, Lorenzo	0:18,014	221 Iglesias, Jérémy	0:14,451	204 Schmitz, Alexander	0:13,556
9 251 Giannoni, Lorenzo	0:46,081	204 Schmitz, Alexander	0:18,017	254 Pollini, Giacomo	0:14,465	221 Iglesias, Jérémy	0:13,562
10 221 Iglesias, Jérémy	0:46,086	221 Iglesias, Jérémy	0:18,031	235 Marseglia, Leonardo Giust	0:14,468	254 Pollini, Giacomo	0:13,565
11 254 Pollini, Giacomo	0:46,111	220 Tubben, Max	0:18,042	229 Hold, Christoph	0:14,468	227 Horn, Moritz	0:13,568
12 204 Schmitz, Alexander	0:46,118	222 Paul, Maximilian	0:18,047	259 Spokvist, Isak	0:14,482	222 Paul, Maximilian	0:13,575
13 227 Horn, Moritz	0:46,225	215 Matisic, André	0:18,056	234 Longhi, Riccardo	0:14,488	260 Rosati, Fabrizio	0:13,583
14 223 Davies, Dylan	0:46,249	254 Pollini, Giacomo	0:18,063	223 Davies, Dylan	0:14,495	229 Hold, Christoph	0:13,591
15 215 Matisic, André	0:46,257	259 Spokvist, Isak	0:18,068	230 Tonteri, Paavo	0:14,505	212 Ratl, Cyril	0:13,591
16 229 Hold, Christoph	0:46,262	207 Gustavsson, Viktor	0:18,077	227 Horn, Moritz	0:14,511	223 Davies, Dylan	0:13,597
17 220 Tubben, Max	0:46,268	227 Horn, Moritz	0:18,086	207 Gustavsson, Viktor	0:14,517	220 Tubben, Max	0:13,605
18 259 Spokvist, Isak	0:46,287	212 Ratl, Cyril	0:18,091	226 Nettagovskii, Daniel	0:14,518	236 Lang, Hannah	0:13,606
19 226 Nettagovskii, Daniel	0:46,305	223 Davies, Dylan	0:18,097	215 Matisic, André	0:14,519	215 Matisic, André	0:13,621
20 207 Gustavsson, Viktor	0:46,331	226 Nettagovskii, Daniel	0:18,098	220 Tubben, Max	0:14,543	213 Lundberg, Douglas	0:13,623
21 212 Ratl, Cyril	0:46,338	213 Lundberg, Douglas	0:18,102	217 Karlshøj, Lasse	0:14,543	211 Curto, Alessio	0:13,635
22 213 Lundberg, Douglas	0:46,339	229 Hold, Christoph	0:18,114	252 Kallasmaa, Kaspar	0:14,557	207 Gustavsson, Viktor	0:13,635
23 252 Kallasmaa, Kaspar	0:46,383	218 Johansson, Andreas	0:18,120	213 Lundberg, Douglas	0:14,564	259 Spokvist, Isak	0:13,643
24 218 Johansson, Andreas	0:46,433	252 Kallasmaa, Kaspar	0:18,126	218 Johansson, Andreas	0:14,575	226 Nettagovskii, Daniel	0:13,645
25 217 Karlshøj, Lasse	0:46,434	217 Karlshøj, Lasse	0:18,157	211 Curto, Alessio	0:14,592	218 Johansson, Andreas	0:13,649
26 211 Curto, Alessio	0:46,446	211 Curto, Alessio	0:18,159	212 Ratl, Cyril	0:14,599	252 Kallasmaa, Kaspar	0:13,651
27 256 Zanchetta, Marco	0:46,637	256 Zanchetta, Marco	0:18,204	256 Zanchetta, Marco	0:14,644	256 Zanchetta, Marco	0:13,684
28 236 Lang, Hannah	0:46,648	236 Lang, Hannah	0:18,215	236 Lang, Hannah	0:14,723	217 Karlshøj, Lasse	0:13,687
29 202 Pex, Jorrit		202 Pex, Jorrit	0:21,106	202 Pex, Jorrit		202 Pex, Jorrit	






DEUTSCHE KART-MEISTERSCHAFT

Round 1: 12 - 14 / 04 / 2019

SOUTH GARDA - LONATO (ITA)




DMSB RegNr 97-19

R 11 DSKM (K22) Heat 3 A < > B

Die schnellsten Zeiten

Ort	Nr. Fahrername	Streckentl.	ø Speed
Ziel	201 Federer, Fabian	1200 m	94,1 km/h
Sektion 1	201 Federer, Fabian	531 m	106,6 km/h
Sektion 2	201 Federer, Fabian	390 m	97,6 km/h
Sektion 3	234 Longhi, Riccardo	279 m	74,7 km/h

	Smr.201 Federer, Fabian ITA SRP Racing Team			Smr.234 Longhi, Riccardo ITA BIREL-ART RACING KSW			Smr.231 Millell, Noah SWE JP Racing			Smr.254 Pollini, Giacomo ITA N.G.M. MOTORSPORT			Smr.222 Paul, Maximilian DEU DR SRL						
	theoretisch mögliche Bestzeit	Sektion 2	Sektion 3	theoretisch mögliche Bestzeit	Sektion 2	Sektion 3	theoretisch mögliche Bestzeit	Sektion 1	Sektion 2	Sektion 3	theoretisch mögliche Bestzeit	Sektion 1	Sektion 2	Sektion 3	theoretisch mögliche Bestzeit	Sektion 1	Sektion 2	Sektion 3	
best	0:45,885	0:17,925	0:14,386	0:13,489	0:17,974	0:14,488	0:13,445	0:45,995	0:18,003	0:14,435	0:13,504	0:46,111	0:18,063	0:14,465	0:13,565	0:46,069	0:18,047	0:14,431	0:13,575
Runde 1	0:48,793	0:19,872	0:14,962	0:13,959	0:48,783	0:19,915	0:14,940	0:48,692	0:19,739	0:14,939	0:14,014	0:48,852	0:19,911	0:14,938	0:14,003	0:49,061	0:20,262	0:14,839	0:13,960
Runde 2	0:46,823	0:18,250	0:14,784	0:13,789	0:46,942	0:18,292	0:14,801	0:47,125	0:18,389	0:14,814	0:13,922	0:47,044	0:18,428	0:14,743	0:13,873	0:46,805	0:18,258	0:14,660	0:13,887
Runde 3	0:46,769	0:18,398	0:14,629	0:13,742	0:47,125	0:18,610	0:14,755	0:46,620	0:18,245	0:14,645	0:13,730	0:46,630	0:18,229	0:14,623	0:13,778	0:46,625	0:18,242	0:14,578	0:13,805
Runde 4	0:46,394	0:18,088	0:14,647	0:13,659	0:46,367	0:18,157	0:14,634	0:46,337	0:18,092	0:14,605	0:13,640	0:46,391	0:18,153	0:14,595	0:13,643	0:46,259	0:18,094	0:14,493	0:13,672
Runde 5	0:46,103	0:18,031	0:14,475	0:13,597	0:46,193	0:18,113	0:14,527	0:46,238	0:18,047	0:14,583	0:13,608	0:46,241	0:18,136	0:14,513	0:13,592	0:46,380	0:18,153	0:14,537	0:13,690
Runde 6	0:46,101	0:18,004	0:14,494	0:13,603	0:46,064	0:18,046	0:14,514	0:46,151	0:18,029	0:14,522	0:13,600	0:46,149	0:18,099	0:14,485	0:13,565	0:46,178	0:18,081	0:14,440	0:13,657
Runde 7	0:45,885	0:17,925	0:14,386	0:13,574	0:46,116	0:18,066	0:14,492	0:46,135	0:18,050	0:14,551	0:13,534	0:46,111	0:18,063	0:14,477	0:13,571	0:46,182	0:18,069	0:14,491	0:13,622
Runde 8	0:45,994	0:17,932	0:14,455	0:13,607	0:46,026	0:18,015	0:14,548	0:46,170	0:18,041	0:14,532	0:13,597	0:46,193	0:18,097	0:14,467	0:13,629	0:46,191	0:18,047	0:14,508	0:13,636
Runde 9	0:45,923	0:17,957	0:14,455	0:13,511	0:45,951	0:18,003	0:14,503	0:46,206	0:18,003	0:14,508	0:13,695	0:46,587	0:18,070	0:14,465	0:14,052	0:46,149	0:18,061	0:14,477	0:13,611
Runde 10	0:45,926	0:17,945	0:14,481	0:13,500	0:45,978	0:18,001	0:14,488	0:46,106	0:18,121	0:14,485	0:13,550	0:46,239	0:18,128	0:14,505	0:13,606	0:46,196	0:18,139	0:14,475	0:13,582
Runde 11	0:45,958	0:17,989	0:14,480	0:13,489	0:46,051	0:18,053	0:14,488	0:45,995	0:18,027	0:14,464	0:13,504	0:46,222	0:18,066	0:14,495	0:13,661	0:46,069	0:18,063	0:14,431	0:13,575
Runde 12	0:46,009	0:17,966	0:14,546	0:13,497	0:46,075	0:18,079	0:14,531	0:46,011	0:18,014	0:14,447	0:13,550	0:46,369	0:18,201	0:14,600	0:13,568	0:46,389	0:18,229	0:14,540	0:13,620
Runde 13	0:46,218	0:18,045	0:14,592	0:13,581	0:45,964	0:17,974	0:14,504	0:46,222	0:18,076	0:14,559	0:13,587	0:46,813	0:18,174	0:14,838	0:13,801	0:46,962	0:18,141	0:14,943	0:13,878





DEUTSCHE KART-MEISTERSCHAFT

Round 1: 12 - 14 / 04 / 2019

SOUTH GARDA - LONATO (ITA)




DMSB RegNr 97-19

R 11 DSKM (K22) Heat 3 A <> B

Die schnellsten Zeiten

Ort	Nr. Fahrername	Zeit	Streckenkil.	Ø Speed
Ziel	201 Federer, Fabian	0:45,885	1200 m	94,1 km/h
Sektion 1	201 Federer, Fabian	0:17,925	531 m	106,6 km/h
Sektion 2	201 Federer, Fabian	0:14,386	390 m	97,6 km/h
Sektion 3	234 Longhi, Riccardo	0:13,445	279 m	74,7 km/h

	Snr.209 Nombrot, Jean FRA CPB SPORT			Snr.221 Iglesias, Jérémy FRA RS Schumacher Racing Team			Snr.204 Schmitz, Alexander DEU Renda Motorsport			Snr.235 Marsoglio, Leonardo Giuseppe ITA BIREL ART RACING KSW			Snr.251 Giannoni, Lorenzo ITA CPB SPORT							
	theoretisch mögliche Bestzeit	Ziel	Bestzeit	theoretisch mögliche Bestzeit	Ziel	Bestzeit	theoretisch mögliche Bestzeit	Ziel	Bestzeit	theoretisch mögliche Bestzeit	Ziel	Bestzeit	theoretisch mögliche Bestzeit	Ziel	Bestzeit					
best	0:45,995	0:17,974	0:14,441	0:13,546	0:46,086	0:18,031	0:14,451	0:13,562	0:46,118	0:18,017	0:14,439	0:13,556	0:45,974	0:17,988	0:14,468	0:13,502	0:46,081	0:18,014	0:14,445	0:13,547
Runde 1	0:50,227	0:20,897	0:15,293	0:14,037	0:48,873	0:20,001	0:14,904	0:13,968	0:49,027	0:19,997	0:15,059	0:13,971	0:49,949	0:20,450	0:15,375	0:14,124	0:50,073	0:20,391	0:15,395	0:14,287
Runde 2	0:46,907	0:18,323	0:14,691	0:13,893	0:47,018	0:18,310	0:14,788	0:13,920	0:46,859	0:18,386	0:14,721	0:13,752	0:47,003	0:18,337	0:14,790	0:13,876	0:46,880	0:18,385	0:14,625	0:13,870
Runde 3	0:46,576	0:18,245	0:14,570	0:13,761	0:47,051	0:18,257	0:14,651	0:14,143	0:46,633	0:18,211	0:14,589	0:13,833	0:46,675	0:18,255	0:14,672	0:13,748	0:46,628	0:18,274	0:14,570	0:13,784
Runde 4	0:46,337	0:18,061	0:14,539	0:13,737	0:46,871	0:18,145	0:15,037	0:13,689	0:46,399	0:18,151	0:14,654	0:13,594	0:47,207	0:18,905	0:14,683	0:13,619	0:46,623	0:18,388	0:14,589	0:13,646
Runde 5	0:46,204	0:18,064	0:14,531	0:13,609	0:46,221	0:18,116	0:14,504	0:13,601	0:46,164	0:18,055	0:14,495	0:13,614	0:46,233	0:18,000	0:14,576	0:13,657	0:46,255	0:18,071	0:14,581	0:13,603
Runde 6	0:46,110	0:17,974	0:14,533	0:13,603	0:46,144	0:18,054	0:14,502	0:13,588	0:46,228	0:18,057	0:14,468	0:13,703	0:46,286	0:18,093	0:14,593	0:13,600	0:46,187	0:18,104	0:14,464	0:13,619
Runde 7	0:46,131	0:18,025	0:14,447	0:13,659	0:46,114	0:18,057	0:14,451	0:13,606	0:46,118	0:18,076	0:14,439	0:13,603	0:46,080	0:18,023	0:14,468	0:13,589	0:46,137	0:18,014	0:14,466	0:13,657
Runde 8	0:46,365	0:18,001	0:14,760	0:13,604	0:46,225	0:18,045	0:14,587	0:13,593	0:47,130	0:18,125	0:15,125	0:13,880	0:46,087	0:18,001	0:14,520	0:13,566	0:46,153	0:18,057	0:14,485	0:13,611
Runde 9	0:46,082	0:18,047	0:14,441	0:13,594	0:46,227	0:18,097	0:14,512	0:13,618	0:46,200	0:18,138	0:14,495	0:13,567	0:46,173	0:17,991	0:14,566	0:13,616	0:46,235	0:18,072	0:14,490	0:13,673
Runde 10	0:46,198	0:18,084	0:14,480	0:13,634	0:46,588	0:18,421	0:14,583	0:13,584	0:46,189	0:18,074	0:14,523	0:13,592	0:46,365	0:18,316	0:14,493	0:13,556	0:47,141	0:18,818	0:14,668	0:13,655
Runde 11	0:45,995	0:17,988	0:14,460	0:13,547	0:46,167	0:18,118	0:14,487	0:13,562	0:46,167	0:18,130	0:14,481	0:13,556	0:45,974	0:17,988	0:14,479	0:13,507	0:46,081	0:18,048	0:14,486	0:13,547
Runde 12	0:46,079	0:18,029	0:14,504	0:13,546	0:46,086	0:18,031	0:14,480	0:13,575	0:46,169	0:18,125	0:14,448	0:13,596	0:46,155	0:18,152	0:14,501	0:13,502	0:46,254	0:18,064	0:14,542	0:13,648
Runde 13	0:46,671	0:18,028	0:14,660	0:13,983	0:46,434	0:18,113	0:14,619	0:13,702	0:46,395	0:18,017	0:14,561	0:13,817	0:46,089	0:18,022	0:14,471	0:13,596	0:46,184	0:18,079	0:14,445	0:13,660



DKM



DEUTSCHE KART-MEISTERSCHAFT



Round 1: 12 - 14 / 04 / 2019

SOUTH GARDA - LONATO (ITA)



DMSB RegNr 97-19

R 11 DSKM (KZ2) Heat 3 A < > B

Die schnellsten Zeiten

Ort	Nr. Fahrername	Zeit	Streckenl.	Ø Speed
Ziel	201 Federer, Fabian	0:45,885	1200 m	94,1 km/h
Sektion 1	201 Federer, Fabian	0:17,925	531 m	106,6 km/h
Sektion 2	201 Federer, Fabian	0:14,386	390 m	97,6 km/h
Sektion 3	234 Longhi, Riccardo	0:13,445	279 m	74,7 km/h

	Snr.230 Tomteri,Paavo FIN TB Racing Team			Snr.223 Davies,Dylan NLD DR SRL			Snr.229 Hold,Christoph AUT Maranello Racing Team			Snr.259 Sjokvist,Isak SWE Energy Corse srl			Snr.220 Tubben,Max NLD CRG Holland							
	theoretisch mögliche Bestzeit	Ziel	Bestzeit	theoretisch mögliche Bestzeit	Ziel	Bestzeit	theoretisch mögliche Bestzeit	Ziel	Bestzeit	theoretisch mögliche Bestzeit	Ziel	Bestzeit	theoretisch mögliche Bestzeit	Ziel	Bestzeit					
best	0:46,063	0:17,974	0:14,505	0:13,553	0:46,249	0:18,097	0:14,495	0:13,597	0:46,262	0:18,114	0:14,468	0:13,591	0:46,287	0:18,068	0:14,482	0:13,643	0:46,268	0:18,042	0:14,543	0:13,605
Runde 1	0:50,594	0:20,144	0:15,439	0:15,011	0:51,230	0:20,216	0:15,873	0:15,141	0:51,240	0:20,513	0:16,314	0:14,413	0:52,050	0:20,177	0:15,580	0:16,293	0:51,884	0:20,610	0:16,251	0:15,023
Runde 2	0:47,276	0:18,542	0:14,752	0:13,982	0:47,770	0:19,009	0:14,900	0:13,861	0:47,797	0:18,922	0:14,948	0:13,927	0:47,941	0:18,989	0:14,922	0:14,030	0:47,872	0:18,949	0:14,996	0:13,927
Runde 3	0:46,768	0:18,284	0:14,673	0:13,811	0:46,528	0:18,222	0:14,581	0:13,725	0:47,081	0:18,492	0:14,778	0:13,811	0:46,795	0:18,250	0:14,681	0:13,864	0:46,681	0:18,202	0:14,746	0:13,733
Runde 4	0:46,883	0:18,123	0:15,054	0:13,706	0:46,364	0:18,143	0:14,562	0:13,659	0:46,556	0:18,152	0:14,640	0:13,764	0:46,523	0:18,137	0:14,607	0:13,779	0:46,528	0:18,190	0:14,637	0:13,701
Runde 5	0:46,182	0:17,974	0:14,591	0:13,617	0:46,315	0:18,097	0:14,538	0:13,680	0:46,534	0:18,168	0:14,566	0:13,800	0:46,518	0:18,128	0:14,563	0:13,827	0:46,843	0:18,119	0:14,650	0:14,074
Runde 6	0:46,063	0:18,002	0:14,508	0:13,553	0:46,369	0:18,172	0:14,532	0:13,665	0:46,327	0:18,163	0:14,545	0:13,619	0:47,078	0:18,254	0:14,623	0:14,201	0:46,987	0:18,217	0:14,654	0:14,116
Runde 7	0:46,263	0:18,112	0:14,511	0:13,640	0:46,701	0:18,508	0:14,517	0:13,676	0:46,297	0:18,199	0:14,488	0:13,610	0:46,321	0:18,134	0:14,482	0:13,705	0:46,277	0:18,089	0:14,583	0:13,605
Runde 8	0:46,147	0:18,032	0:14,505	0:13,610	0:46,274	0:18,156	0:14,503	0:13,615	0:46,285	0:18,161	0:14,501	0:13,623	0:46,308	0:18,123	0:14,528	0:13,657	0:46,295	0:18,042	0:14,581	0:13,672
Runde 9	0:46,153	0:17,978	0:14,539	0:13,636	0:46,278	0:18,181	0:14,495	0:13,602	0:46,307	0:18,114	0:14,549	0:13,644	0:46,636	0:18,121	0:14,575	0:13,940	0:47,080	0:18,216	0:14,615	0:14,249
Runde 10	0:46,213	0:18,117	0:14,511	0:13,585	0:46,375	0:18,193	0:14,538	0:13,644	0:46,271	0:18,175	0:14,505	0:13,591	0:46,287	0:18,116	0:14,495	0:13,676	0:46,370	0:18,099	0:14,573	0:13,698
Runde 11	0:46,144	0:18,030	0:14,530	0:13,584	0:46,249	0:18,146	0:14,506	0:13,597	0:46,274	0:18,178	0:14,493	0:13,603	0:46,290	0:18,068	0:14,579	0:13,643	0:46,398	0:18,093	0:14,634	0:13,671
Runde 12	0:46,188	0:18,066	0:14,517	0:13,605	0:46,375	0:18,191	0:14,531	0:13,653	0:46,262	0:18,180	0:14,468	0:13,614	0:46,349	0:18,128	0:14,563	0:13,658	0:46,268	0:18,054	0:14,543	0:13,671
Runde 13	0:46,258	0:18,083	0:14,519	0:13,656	0:46,419	0:18,217	0:14,559	0:13,643	0:46,549	0:18,318	0:14,573	0:13,658	0:47,187	0:18,145	0:14,813	0:14,229	0:47,032	0:18,052	0:14,727	0:14,253







DEUTSCHE KART-MEISTERSCHAFT

Round 1: 12 - 14 / 04 / 2019

SOUTH GARDA - LONATO (ITA)

DMSB

DMSB RegNr 97-19

R 11 DSKM (KZ2) Heat 3 A < > B

Die schnellsten Zeiten

Ort	Nr. Fahrername	Streckenkil.	Zeit	Ø Speed
Ziel	201 Federer, Fabian	1200 m	0:45,885	94,1 km/h
Sektion 1	201 Federer, Fabian	531 m	0:17,925	106,6 km/h
Sektion 2	201 Federer, Fabian	390 m	0:14,386	97,6 km/h
Sektion 3	234 Longhi, Riccardo	279 m	0:13,445	74,7 km/h

	Smr.226 Nettiowski, Daniel CZE	Smr.213 Lundberg, Douglas SWE	Smr.215 Matric, André DEU	Smr.211 Curto, Alessio DEU	Smr.252 Kallasmaa, Kaspar EST
	GREGOR KART S.R.O.	Bamberger Karttracing	Solgat Motorsport	Vallier Motorsport	Kaspar Kallasmaa
	theoretisch mögliche Bestzeit 0:46,261	theoretisch mögliche Bestzeit 0:46,289	theoretisch mögliche Bestzeit 0:46,196	theoretisch mögliche Bestzeit 0:46,386	theoretisch mögliche Bestzeit 0:46,334
best	Ziel 0:46,305	Ziel 0:46,339	Ziel 0:46,257	Ziel 0:46,446	Ziel 0:46,383
Runde 1	0:52,053	0:21,089	0:16,348	0:16,348	0:16,348
Runde 2	0:48,103	0:18,903	0:15,237	0:15,237	0:15,237
Runde 3	0:46,882	0:18,328	0:14,681	0:14,681	0:14,681
Runde 4	0:46,743	0:18,422	0:14,586	0:14,586	0:14,586
Runde 5	0:46,422	0:18,186	0:14,518	0:14,518	0:14,518
Runde 6	0:46,453	0:18,205	0:14,566	0:14,566	0:14,566
Runde 7	0:46,418	0:18,153	0:14,536	0:14,536	0:14,536
Runde 8	0:46,465	0:18,239	0:14,581	0:14,581	0:14,581
Runde 9	0:46,428	0:18,160	0:14,573	0:14,573	0:14,573
Runde 10	0:46,373	0:18,133	0:14,554	0:14,554	0:14,554
Runde 11	0:46,417	0:18,206	0:14,545	0:14,545	0:14,545
Runde 12	0:46,305	0:18,098	0:14,547	0:14,547	0:14,547
Runde 13	0:47,518	0:18,240	0:14,612	0:14,612	0:14,612







DEUTSCHE KART-MEISTERSCHAFT

Round 1: 12 - 14 / 04 / 2019

SOUTH GARDA - LONATO (ITA)

DMSB

DMSB RegNr 97-19

R 11 DSKM (K22) Heat 3 A < > B

Die schnellsten Zeiten

Ort	Nr. Fahrername	Zeit	Streckenl.	ø Speed
Ziel	201 Federer, Fabian	0:45,885	1200 m	94,1 km/h
Sektion 1	201 Federer, Fabian	0:17,925	531 m	106,6 km/h
Sektion 2	201 Federer, Fabian	0:14,386	390 m	97,6 km/h
Sektion 3	234 Longhi, Riccardo	0:13,445	279 m	74,7 km/h

	Smr.207 Gustavsson, Viktor SWE JP Racing	Smr.217 Karishøj, Lasse DNK LE Racing Eddie Le Fèvre	Smr.218 Johansson, Andreas SWE CRG Holland	Smr.212 Ratl, Cyril CHE Kart-Club Oerlikon	Smr.236 Lang, Hannah GBR MK Racing
	theoretisch mögliche Bestzeit 0:46,229	theoretisch mögliche Bestzeit 0:46,387	theoretisch mögliche Bestzeit 0:46,344	theoretisch mögliche Bestzeit 0:46,281	theoretisch mögliche Bestzeit 0:46,544
best	Ziel Sektion 1 Sektion 2 Sektion 3 0:46,331 0:18,077 0:14,517 0:13,635	Ziel Sektion 1 Sektion 2 Sektion 3 0:46,434 0:18,157 0:14,543 0:13,687	Ziel Sektion 1 Sektion 2 Sektion 3 0:46,433 0:18,120 0:14,575 0:13,649	Ziel Sektion 1 Sektion 2 Sektion 3 0:46,338 0:18,091 0:14,599 0:13,591	Ziel Sektion 1 Sektion 2 Sektion 3 0:46,648 0:18,215 0:14,723 0:13,606
Runde 1	0:52,684 0:21,345 0:16,563 0:14,776	0:52,689 0:21,199 0:16,468 0:15,022	0:52,760 0:20,769 0:16,558 0:15,433	0:53,669 0:20,912 0:17,068 0:15,689	0:52,884 0:20,633 0:16,946 0:15,305
Runde 2	0:49,528 0:18,963 0:15,822 0:14,743	0:48,701 0:18,883 0:15,357 0:14,461	0:49,006 0:18,602 0:15,617 0:14,787	0:49,463 0:19,078 0:15,566 0:14,819	0:49,203 0:18,835 0:15,624 0:14,744
Runde 3	0:46,958 0:18,426 0:14,672 0:13,860	0:47,602 0:18,668 0:14,820 0:14,114	0:47,231 0:18,550 0:14,751 0:13,930	0:47,269 0:18,621 0:14,807 0:13,841	0:47,836 0:19,167 0:14,850 0:13,819
Runde 4	0:46,522 0:18,162 0:14,576 0:13,784	0:46,821 0:18,302 0:14,700 0:13,819	0:46,693 0:18,199 0:14,659 0:13,835	0:46,778 0:18,316 0:14,735 0:13,727	0:46,760 0:18,292 0:14,749 0:13,719
Runde 5	0:46,494 0:18,207 0:14,524 0:13,763	0:46,495 0:18,224 0:14,574 0:13,697	0:46,721 0:18,218 0:14,696 0:13,807	0:46,865 0:18,229 0:14,781 0:13,855	0:46,797 0:18,300 0:14,752 0:13,745
Runde 6	0:46,363 0:18,178 0:14,550 0:13,635	0:46,462 0:18,165 0:14,576 0:13,721	0:46,687 0:18,333 0:14,612 0:13,742	0:46,609 0:18,206 0:14,663 0:13,740	0:46,648 0:18,215 0:14,744 0:13,689
Runde 7	0:47,463 0:18,901 0:14,689 0:13,873	0:46,612 0:18,161 0:14,641 0:13,810	0:46,964 0:18,424 0:14,798 0:13,742	0:46,878 0:18,091 0:15,042 0:13,745	0:47,095 0:18,283 0:14,959 0:13,853
Runde 8	0:46,546 0:18,226 0:14,517 0:13,803	0:46,540 0:18,221 0:14,582 0:13,737	0:46,475 0:18,123 0:14,618 0:13,734	0:46,477 0:18,133 0:14,654 0:13,690	0:47,107 0:18,489 0:14,944 0:13,674
Runde 9	0:46,385 0:18,136 0:14,574 0:13,675	0:46,434 0:18,168 0:14,543 0:13,723	0:46,510 0:18,187 0:14,666 0:13,657	0:46,535 0:18,141 0:14,669 0:13,725	0:46,679 0:18,270 0:14,793 0:13,616
Runde 10	0:46,542 0:18,175 0:14,679 0:13,688	0:46,500 0:18,157 0:14,644 0:13,699	0:46,450 0:18,130 0:14,671 0:13,649	0:46,475 0:18,165 0:14,719 0:13,591	0:46,698 0:18,219 0:14,873 0:13,606
Runde 11	0:46,331 0:18,150 0:14,527 0:13,654	0:46,927 0:18,557 0:14,601 0:13,769	0:46,433 0:18,157 0:14,575 0:13,701	0:46,338 0:18,134 0:14,599 0:13,605	0:46,700 0:18,220 0:14,784 0:13,696
Runde 12	0:46,337 0:18,077 0:14,553 0:13,707	0:46,583 0:18,326 0:14,570 0:13,687	0:46,580 0:18,130 0:14,770 0:13,680	0:46,577 0:18,139 0:14,730 0:13,708	0:46,654 0:18,311 0:14,723 0:13,620
Runde 13	0:46,756 0:18,227 0:14,648 0:13,881	0:46,777 0:18,166 0:14,671 0:13,940	0:46,569 0:18,120 0:14,665 0:13,784	0:46,720 0:18,235 0:14,667 0:13,818	0:46,891 0:18,216 0:14,906 0:13,769







Round 1: 12 - 14 / 04 / 2019

SOUTH GARDA - LONATO (ITA)

DEUTSCHE KART-MEISTERSCHAFT

DMSB RegNr 97-19

R 11 DSKM (KZ2) Heat 3 A <> B

Die schnellsten Zeiten

Ort	Nr. Fahrername	Zeit	Streckenl.	Ø Speed
Ziel	201 Federer, Fabian	0:45,885	1200 m	94,1 km/h
Sektion 1	201 Federer, Fabian	0:17,925	531 m	106,6 km/h
Sektion 2	201 Federer, Fabian	0:14,386	390 m	97,6 km/h
Sektion 3	234 Longhi, Riccardo	0:13,445	279 m	74,7 km/h

	Smr.256 Zanchetta, Marco ITA Mach1 Motorsport	Smr.260 Rosati, Fabrizio ITA SRP Racing Team	Smr.227 Horn, Moritz DEU TB Racing Team	Smr.202 Pex, Jorrit NLD SP Motor Sport
	theoretisch mögliche Bestzeit 0:46,532	theoretisch mögliche Bestzeit 0:45,950	theoretisch mögliche Bestzeit 0:46,165	theoretisch mögliche Bestzeit 0:21,106
best	Ziel Sektion 1 Sektion 2 Sektion 3 0:46,637 0:18,204 0:14,644 0:13,684	Ziel Sektion 1 Sektion 2 Sektion 3 0:46,020 0:17,951 0:14,416 0:13,583	Ziel Sektion 1 Sektion 2 Sektion 3 0:46,225 0:18,086 0:14,511 0:13,568	Ziel Sektion 1 Sektion 2 Sektion 3 0:21,106
Runde 1	0:52,004 0:20,731 0:16,508 0:14,765	0:51,794 0:20,688 0:15,811 0:15,295	1:08,114 0:20,663 0:32,643 0:14,808	0:21,106
Runde 2	0:49,569 0:19,450 0:15,452 0:14,667	0:47,036 0:18,575 0:14,668 0:13,793	0:47,767 0:18,915 0:14,919 0:13,933	
Runde 3	0:47,258 0:18,707 0:14,719 0:13,832	0:46,453 0:18,170 0:14,541 0:13,742	0:46,746 0:18,274 0:14,708 0:13,764	
Runde 4	0:46,637 0:18,204 0:14,644 0:13,789	0:46,280 0:18,031 0:14,639 0:13,610	0:46,535 0:18,226 0:14,609 0:13,700	
Runde 5	0:46,974 0:18,218 0:14,655 0:14,101	0:46,020 0:17,951 0:14,416 0:13,653	0:46,315 0:18,086 0:14,648 0:13,581	
Runde 6	0:47,256 0:18,733 0:14,736 0:13,787	0:46,028 0:17,981 0:14,464 0:13,583	0:46,225 0:18,146 0:14,511 0:13,568	
Runde 7	0:47,729 0:18,885 0:14,908 0:13,936	0:49,051 0:20,939 0:14,529 0:13,583		
Runde 8	0:47,615 0:18,835 0:14,900 0:13,880	0:46,442 0:18,167 0:14,506 0:13,769		
Runde 9	0:46,713 0:18,279 0:14,697 0:13,737	0:46,298 0:18,046 0:14,505 0:13,747		
Runde 10	0:47,390 0:18,565 0:15,025 0:13,800	0:46,592 0:18,215 0:14,537 0:13,840		
Runde 11	0:46,647 0:18,285 0:14,678 0:13,684	0:46,455 0:18,157 0:14,588 0:13,710		
Runde 12	0:46,697 0:18,296 0:14,682 0:13,719	0:46,520 0:18,193 0:14,662 0:13,665		
Runde 13	0:47,452 0:18,433 0:15,065 0:13,954	0:18,100 0:16,131		






DEUTSCHE KART-MEISTERSCHAFT

Round 1: 12 - 14 / 04 / 2019

SOUTH GARDA - LONATO (ITA)



DMSB

DMSB RegNr 97-19

R 7 DSKM (K22) Heat 2 A < > C

Fahrername Driver	Federer Fabian	Pex Jorrit	Nomblot Jean	Iglesias Jérémy	Fusco Giuseppe	Pex Stan	Leonardo Giuseppe	Denner Emilien	Luyet Jean	Tubben Max	Persson Benjamin	Schmitz Alexander
schleunigste Runde in Runde	0:45,781 Rn. 12	0:45,835 Rn. 12	0:45,862 Rn. 12	0:45,922 Rn. 11	0:46,201 Rn. 11	0:46,188 Rn. 8	0:45,988 Rn. 11	0:46,173 Rn. 8	0:45,983 Rn. 12	0:46,139 Rn. 13	0:46,074 Rn. 12	0:46,056 Rn. 12
Speed	94,4 km/h	94,3 km/h	94,2 km/h	94,1 km/h	93,5 km/h	93,5 km/h	93,9 km/h	93,6 km/h	93,9 km/h	93,6 km/h	93,8 km/h	93,8 km/h
Lap 1	0:48,807	0:50,234	0:49,663	0:48,654	0:49,522	0:50,058	0:50,361	0:49,517	0:50,906	0:51,140	0:50,841	0:51,476
Lap 2	0:46,731	0:47,044	0:46,765	0:47,071	0:47,776	0:47,819	0:47,162	0:48,997	0:46,857	0:46,985	0:48,024	0:47,204
Lap 3	0:46,602	0:46,390	0:46,450	0:46,611	0:47,012	0:46,918	0:47,369	0:47,523	0:47,769	0:47,852	0:47,058	0:47,279
Lap 4	0:46,171	0:46,169	0:46,207	0:46,275	0:46,466	0:46,391	0:46,147	0:46,372	0:47,524	0:46,682	0:47,695	0:47,617
Lap 5	0:46,142	0:46,123	0:46,078	0:46,140	0:46,349	0:46,369	0:46,144	0:46,174	0:46,621	0:46,746	0:46,343	0:46,590
Lap 6	0:46,197	0:45,975	0:46,086	0:46,174	0:46,349	0:46,294	0:46,257	0:46,299	0:46,896	0:46,559	0:46,774	0:47,767
Lap 7	0:46,100	0:45,960	0:46,067	0:46,094	0:46,262	0:46,886	0:47,065	0:46,913	0:46,271	0:46,234	0:46,123	0:46,278
Lap 8	0:46,011	0:46,009	0:46,332	0:47,840	0:46,286	0:46,188	0:46,616	0:46,173	0:46,425	0:46,344	0:46,469	0:46,301
Lap 9	0:46,303	0:46,133	0:46,697	0:46,000	0:46,244	0:46,484	0:46,137	0:46,480	0:46,060	0:46,438	0:46,583	0:46,644
Lap 10	0:46,351	0:46,000	0:46,070	0:46,013	0:46,270	0:46,439	0:46,605	0:46,487	0:46,141	0:46,254	0:46,179	0:46,295
Lap 11	0:46,372	0:45,996	0:46,028	0:45,922	0:46,201	0:46,275	0:45,988	0:46,267	0:46,177	0:46,444	0:46,149	0:46,179
Lap 12	0:45,781	0:45,835	0:45,862	0:46,017	0:46,297	0:46,308	0:46,272	0:46,365	0:45,983	0:46,169	0:46,074	0:46,056
Lap 13	0:46,420	0:46,101	0:45,995	0:46,201	0:46,411	0:46,394	0:46,883	0:47,529	0:46,002	0:46,139	0:46,213	0:46,286






DEUTSCHE KART-MEISTERSCHAFT

Round 1: 12 - 14 / 04 / 2019

SOUTH GARDA - LONATO (ITA)



DMSB

DMSB RegNr 97-19

R 7 DSKM (K22) Heat 2 A < > C

Fahrername Driver	Sjokvist Isak	Luyet Samuel	Talas Jakub	Javurek Domimik	Curto Alessio	Sjöberg Jesper	Johansson Andreas	Neumann Thomas	Kácovsky Matej	Zanchetta Marco	Weber Stefan	Hold Christoph
schnellste Runde in Runde	0:46,238 Rn. 12	0:46,061 Rn. 9	0:46,444 Rn. 12	0:46,380 Rn. 13	0:46,363 Rn. 10	0:46,172 Rn. 12	0:46,310 Rn. 13	0:46,451 Rn. 13	0:46,479 Rn. 12	0:46,327 Rn. 8	0:46,588 Rn. 12	0:45,997 Rn. 9
Speed	93,4 km/h	93,8 km/h	93,0 km/h	93,1 km/h	93,2 km/h	93,6 km/h	93,3 km/h	93,0 km/h	92,9 km/h	93,3 km/h	92,7 km/h	93,9 km/h
Lap 1	0:50,901	0:51,153	0:49,768	0:51,811	0:51,750	0:51,786	0:51,177	0:52,133	0:51,445	0:51,259	0:52,542	0:50,551
Lap 2	0:47,960	0:46,993	0:47,556	0:48,708	0:48,785	0:49,965	0:48,246	0:49,214	0:49,294	0:47,979	0:49,163	0:48,344
Lap 3	0:47,202	0:47,758	0:47,972	0:46,872	0:46,962	0:46,935	0:46,865	0:47,038	0:46,940	0:46,805	0:47,140	0:46,952
Lap 4	0:47,540	0:46,125	0:47,411	0:47,288	0:47,345	0:47,395	0:47,999	0:46,944	0:46,898	0:47,765	0:46,906	0:49,733
Lap 5	0:46,433	0:46,154	0:46,749	0:47,738	0:48,068	0:48,009	0:48,324	0:48,450	0:48,835	0:46,622	0:48,875	0:48,964
Lap 6	0:47,122	0:46,153	0:46,949	0:46,621	0:46,543	0:46,536	0:46,450	0:47,126	0:46,790	0:46,740	0:46,823	0:46,408
Lap 7	0:46,288	0:46,749	0:46,479	0:46,557	0:46,438	0:46,449	0:46,452	0:46,694	0:46,728	0:46,330	0:46,844	0:46,363
Lap 8	0:46,349	0:46,301	0:47,018	0:46,570	0:46,472	0:47,073	0:48,177	0:46,509	0:46,761	0:46,327	0:46,848	0:46,831
Lap 9	0:46,624	0:46,061	0:47,672	0:46,472	0:46,391	0:46,445	0:46,679	0:46,852	0:46,630	0:46,794	0:46,903	0:45,997
Lap 10	0:46,353	0:47,013	0:47,236	0:46,507	0:46,363	0:47,216	0:46,570	0:46,570	0:46,561	0:46,922	0:46,689	0:46,869
Lap 11	0:46,561	0:46,157	0:46,786	0:46,434	0:46,507	0:46,555	0:46,421	0:46,519	0:46,554	0:47,117	0:47,115	0:46,134
Lap 12	0:46,238	0:46,263	0:46,444	0:46,431	0:46,367	0:46,172	0:46,391	0:46,502	0:46,479	0:46,615	0:46,588	0:46,218
Lap 13	0:46,288	0:46,875	0:46,467	0:46,380	0:46,397	0:46,250	0:46,310	0:46,451	0:46,546	0:46,478	0:46,720	0:46,231






DEUTSCHE KART-MEISTERSCHAFT

Round 1: 12 - 14 / 04 / 2019

SOUTH GARDA - LONATO (ITA)


DMSB



DMSB RegNr 97-19

R 7 DSKM (K22) Heat 2 A < > C

Fahrername Driver	Mrosek Michael	Almeida Rodrigo	Horn Moritz	Davies Dylan	Tonteri Paavo
schnellste Runde in Runde	0:46,451 Rn. 12	0:46,672 Rn. 4	0:46,231 Rn. 13	0:46,213 Rn. 7	0:48,838 Rn. 2
Speed	93,0 km/h	92,6 km/h	93,4 km/h	93,5 km/h	88,5 km/h
Lap 1	0:52,327	0:52,237	0:51,626	0:52,183	0:52,674
Lap 2	0:49,155	0:49,366	0:48,878	0:48,376	0:48,838
Lap 3	0:46,881	0:47,569	0:46,719	0:46,755	0:52,245
Lap 4	0:47,264	0:46,672	0:48,069	0:47,650	
Lap 5	0:48,403	0:48,037	0:49,149	0:46,816	
Lap 6	0:46,642	0:46,948	0:46,642	0:46,354	
Lap 7	0:46,981	0:46,697	0:46,466	0:46,213	
Lap 8	0:46,582	0:47,327	0:49,369	0:46,228	
Lap 9	0:46,805	0:47,039	0:47,238	0:46,715	
Lap 10	0:46,620	0:47,709	0:46,301		
Lap 11	0:46,454	0:46,875	0:46,473		
Lap 12	0:46,451	0:47,633	0:46,267		
Lap 13	0:46,515	0:47,379	0:46,231		



DMSB RegNr: 97-19

R 7 DSKM (K2) Heat 2 A < > C

Ziel		Sektion 1		Sektion 2		Sektion 3	
Fahrername	Zeit	Fahrername	Zeit	Fahrername	Zeit	Fahrername	Zeit
1 201 Federer, Fabian	0:45,781	202 Pex, Jorrit	0:17,929	201 Federer, Fabian	0:14,348	232 Luyet, Jean	0:13,455
2 202 Pex, Jorrit	0:45,835	201 Federer, Fabian	0:17,937	209 Nombrot, Jean	0:14,368	202 Pex, Jorrit	0:13,471
3 209 Nombrot, Jean	0:45,862	235 Marseglia, Leonardo Giusi	0:17,961	221 Iglesias, Jérémy	0:14,384	201 Federer, Fabian	0:13,496
4 221 Iglesias, Jérémy	0:45,922	233 Luyet, Samuel	0:17,965	229 Hold, Christoph	0:14,407	209 Nombrot, Jean	0:13,510
5 232 Luyet, Jean	0:45,983	209 Nombrot, Jean	0:17,967	216 Tornqvist Persson, Benjamin	0:14,409	229 Hold, Christoph	0:13,521
6 235 Marseglia, Leonardo Giusi	0:45,988	232 Luyet, Jean	0:17,967	233 Luyet, Samuel	0:14,421	235 Marseglia, Leonardo Giusi	0:13,534
7 229 Hold, Christoph	0:45,997	220 Tubben, Max	0:17,993	204 Schmitz, Alexander	0:14,434	221 Iglesias, Jérémy	0:13,538
8 204 Schmitz, Alexander	0:46,056	221 Iglesias, Jérémy	0:18,000	202 Pex, Jorrit	0:14,435	233 Luyet, Samuel	0:13,540
9 233 Luyet, Samuel	0:46,061	210 Denner, Emilien	0:18,020	235 Marseglia, Leonardo Giusi	0:14,453	210 Denner, Emilien	0:13,543
10 216 Tornqvist Persson, Benjamin	0:46,074	204 Schmitz, Alexander	0:18,025	210 Denner, Emilien	0:14,457	219 Sjöberg, Jesper	0:13,544
11 220 Tubben, Max	0:46,139	203 Pex, Stan	0:18,030	232 Luyet, Jean	0:14,460	203 Pex, Stan	0:13,550
12 219 Sjöberg, Jesper	0:46,172	259 Sjökvist, Isak	0:18,035	256 Zanchetta, Marco	0:14,472	216 Tornqvist Persson, Benjamin	0:13,567
13 210 Denner, Emilien	0:46,173	219 Sjöberg, Jesper	0:18,036	259 Sjökvist, Isak	0:14,481	204 Schmitz, Alexander	0:13,568
14 203 Pex, Stan	0:46,188	223 Davies, Dylan	0:18,055	223 Davies, Dylan	0:14,481	223 Davies, Dylan	0:13,570
15 257 Fusco, Giuseppe	0:46,201	216 Tornqvist Persson, Benjamin	0:18,057	257 Fusco, Giuseppe	0:14,488	257 Fusco, Giuseppe	0:13,590
16 223 Davies, Dylan	0:46,213	257 Fusco, Giuseppe	0:18,068	227 Horn, Moritz	0:14,497	211 Curto, Alessio	0:13,594
17 227 Horn, Moritz	0:46,231	229 Hold, Christoph	0:18,069	220 Tubben, Max	0:14,520	220 Tubben, Max	0:13,597
18 259 Sjökvist, Isak	0:46,238	227 Horn, Moritz	0:18,089	277 Javurek, Dominik	0:14,541	227 Horn, Moritz	0:13,600
19 218 Johansson, Andreas	0:46,310	218 Johansson, Andreas	0:18,101	218 Johansson, Andreas	0:14,541	208 Mrosek, Michael	0:13,607
20 256 Zanchetta, Marco	0:46,327	288 Neumann, Thomas	0:18,106	203 Pex, Stan	0:14,545	225 Talas, Jakub	0:13,615
21 211 Curto, Alessio	0:46,363	262 Kácovsky, Matej	0:18,115	211 Curto, Alessio	0:14,559	256 Zanchetta, Marco	0:13,626
22 277 Javurek, Dominik	0:46,380	256 Zanchetta, Marco	0:18,148	208 Mrosek, Michael	0:14,583	218 Johansson, Andreas	0:13,629
23 225 Talas, Jakub	0:46,444	211 Curto, Alessio	0:18,150	219 Sjöberg, Jesper	0:14,591	277 Javurek, Dominik	0:13,638
24 208 Mrosek, Michael	0:46,451	225 Talas, Jakub	0:18,159	225 Talas, Jakub	0:14,606	259 Sjökvist, Isak	0:13,645
25 288 Neumann, Thomas	0:46,451	277 Javurek, Dominik	0:18,170	262 Kácovsky, Matej	0:14,614	262 Kácovsky, Matej	0:13,650
26 262 Kácovsky, Matej	0:46,479	208 Mrosek, Michael	0:18,178	206 Weber, Stefan	0:14,624	288 Neumann, Thomas	0:13,654
27 206 Weber, Stefan	0:46,588	206 Weber, Stefan	0:18,221	224 Almeida, Rodrigo	0:14,625	224 Almeida, Rodrigo	0:13,720
28 224 Almeida, Rodrigo	0:46,672	224 Almeida, Rodrigo	0:18,245	288 Neumann, Thomas	0:14,670	206 Weber, Stefan	0:13,738
29 230 Tonteri, Paavo	0:48,838	230 Tonteri, Paavo	0:18,527	230 Tonteri, Paavo	0:15,069	230 Tonteri, Paavo	0:14,987





DEUTSCHE KART-MEISTERSCHAFT

Round 1: 12 - 14 / 04 / 2019

SOUTH GARDA - LONATO (ITA)




DMSB RegNr 97-19

R 7 DSKM (KZ2) Heat 2 A < > G

Die schnellsten Zeiten

Ort	Nr. Fahrername	Zeit	Streckenl.	Ø Speed
Ziel	201 Federer, Fabian	0:45,781	1200 m	94,4 km/h
Sektion 1	202 Pex, Jorrit	0:17,929	531 m	106,6 km/h
Sektion 2	201 Federer, Fabian	0:14,348	390 m	97,9 km/h
Sektion 3	232 Luyer, Jean	0:13,455	279 m	74,6 km/h

	Smr.201 Federer, Fabian ITA SRP Racing Team		Smr.202 Pex, Jorrit NLD SP Motor Sport		Smr.209 Nombrot, Jean FRA CPB SPORT		Smr.221 Iglesias, Jérémy FRA RS Schumacher Racing Team		Smr.257 Fusco, Giuseppe ITA Renda motorsport							
	theoretisch mögliche Bestzeit	Ziel	theoretisch mögliche Bestzeit	Ziel	theoretisch mögliche Bestzeit	Ziel	theoretisch mögliche Bestzeit	Ziel	theoretisch mögliche Bestzeit	Ziel						
best	0:45,781	0:17,937	0:14,348	0:13,496	0:45,835	0:17,929	0:14,435	0:13,471	0:45,835	0:17,929	0:14,348	0:13,496	0:46,201	0:18,068	0:14,488	0:13,590
Runde 1	0:48,807	0:20,019	0:14,842	0:13,946	0:50,234	0:20,617	0:15,110	0:14,507	0:48,654	0:19,659	0:15,001	0:13,994	0:49,522	0:19,874	0:15,445	0:14,203
Runde 2	0:46,731	0:18,225	0:14,687	0:13,819	0:47,044	0:18,243	0:15,016	0:13,785	0:47,071	0:18,448	0:14,773	0:13,850	0:47,776	0:19,008	0:14,817	0:13,951
Runde 3	0:46,602	0:18,205	0:14,611	0:13,786	0:46,390	0:18,040	0:14,722	0:13,628	0:46,611	0:18,218	0:14,625	0:13,768	0:47,012	0:18,232	0:14,959	0:13,821
Runde 4	0:46,171	0:18,054	0:14,499	0:13,618	0:46,169	0:18,047	0:14,552	0:13,570	0:46,207	0:18,062	0:14,493	0:13,652	0:46,275	0:18,097	0:14,524	0:13,802
Runde 5	0:46,142	0:18,076	0:14,464	0:13,602	0:46,123	0:17,988	0:14,524	0:13,611	0:46,078	0:18,019	0:14,476	0:13,583	0:46,140	0:18,043	0:14,508	0:13,692
Runde 6	0:46,197	0:18,087	0:14,478	0:13,632	0:45,975	0:17,983	0:14,504	0:13,488	0:46,086	0:18,068	0:14,454	0:13,564	0:46,174	0:18,080	0:14,483	0:13,715
Runde 7	0:46,100	0:18,067	0:14,483	0:13,550	0:45,960	0:17,960	0:14,500	0:13,500	0:46,067	0:18,030	0:14,471	0:13,566	0:46,094	0:18,088	0:14,468	0:13,622
Runde 8	0:46,011	0:18,045	0:14,456	0:13,510	0:46,009	0:17,963	0:14,535	0:13,511	0:46,332	0:18,246	0:14,501	0:13,585	0:47,840	0:18,096	0:14,550	0:13,640
Runde 9	0:46,303	0:18,055	0:14,580	0:13,668	0:46,133	0:18,149	0:14,484	0:13,500	0:46,697	0:18,627	0:14,489	0:13,581	0:46,000	0:18,027	0:14,419	0:13,631
Runde 10	0:46,351	0:18,225	0:14,496	0:13,630	0:46,000	0:18,001	0:14,513	0:13,486	0:46,070	0:18,057	0:14,442	0:13,571	0:46,013	0:18,024	0:14,438	0:13,679
Runde 11	0:46,372	0:18,184	0:14,619	0:13,569	0:45,996	0:17,971	0:14,525	0:13,500	0:46,028	0:18,088	0:14,430	0:13,510	0:45,922	0:18,000	0:14,384	0:13,590
Runde 12	0:45,781	0:17,937	0:14,348	0:13,496	0:45,835	0:17,929	0:14,435	0:13,471	0:45,862	0:17,967	0:14,368	0:13,527	0:46,017	0:18,014	0:14,397	0:13,625
Runde 13	0:46,420	0:18,393	0:14,466	0:13,561	0:46,101	0:17,950	0:14,533	0:13,618	0:45,995	0:18,010	0:14,445	0:13,540	0:46,201	0:18,119	0:14,479	0:13,650






DEUTSCHE KART-MEISTERSCHAFT

Round 1: 12 - 14 / 04 / 2019

SOUTH GARDA - LONATO (ITA)



DMSB RegNr 97-19

R 7 DSKM (KZ2) Heat 2 A < > G

Die schnellsten Zeiten

Ort	Nr. Fahrername	Zeit	Streckenl.	Ø Speed
Ziel	201 Federer, Fabian	0:45,781	1200 m	94,4 km/h
Sektion 1	202 Pex, Jorritj	0:17,929	531 m	106,6 km/h
Sektion 2	201 Federer, Fabian	0:14,348	390 m	97,9 km/h
Sektion 3	232 Luyet, Jean	0:13,455	279 m	74,6 km/h

	Stmr.203 Pex,Stan NLD SP Motor-Sp			Stmr.235 Marseglia,Leonardo Giuseppe ITA BIREL-ART RACING KSW			Stmr.233 Luyet,Samuel CHE CRG Holland			Stmr.210 Denner,Emilien FRA CPB SPORT			Stmr.232 Luyet,Jeon CHE CRG Holland							
	theoretisch mögliche Bestzeit	Sektion 2	Sektion 3	theoretisch mögliche Bestzeit	Sektion 2	Sektion 3	theoretisch mögliche Bestzeit	Sektion 1	Sektion 2	Sektion 3	theoretisch mögliche Bestzeit	Sektion 1	Sektion 2	Sektion 3	theoretisch mögliche Bestzeit	Sektion 1	Sektion 2	Sektion 3		
best	0:46,188	0:18,030	0:14,545	0:13,550	0:45,988	0:17,961	0:14,453	0:13,534	0:46,061	0:17,965	0:14,421	0:13,540	0:46,173	0:18,020	0:14,457	0:13,543	0:45,983	0:17,967	0:14,460	0:13,455
Runde 1	0:50,058	0:20,315	0:15,228	0:14,515	0:50,361	0:20,421	0:15,560	0:14,380	0:51,153	0:20,554	0:15,705	0:14,894	0:49,517	0:20,352	0:15,026	0:14,139	0:50,906	0:20,755	0:15,405	0:14,746
Runde 2	0:47,819	0:18,538	0:15,261	0:14,020	0:47,162	0:18,216	0:14,802	0:14,144	0:46,993	0:18,283	0:14,639	0:14,071	0:48,997	0:19,744	0:15,251	0:14,002	0:46,857	0:18,300	0:14,620	0:13,937
Runde 3	0:46,918	0:18,414	0:14,709	0:13,795	0:47,369	0:18,180	0:15,391	0:13,798	0:47,758	0:18,236	0:15,424	0:14,098	0:47,523	0:18,834	0:14,906	0:13,783	0:47,769	0:18,258	0:15,373	0:14,138
Runde 4	0:46,391	0:18,169	0:14,545	0:13,677	0:46,147	0:18,034	0:14,462	0:13,651	0:46,125	0:18,091	0:14,494	0:13,540	0:46,372	0:18,102	0:14,557	0:13,713	0:47,524	0:18,166	0:15,743	0:13,615
Runde 5	0:46,369	0:18,070	0:14,595	0:13,704	0:46,144	0:18,017	0:14,484	0:13,643	0:46,154	0:18,010	0:14,539	0:13,605	0:46,174	0:18,063	0:14,457	0:13,654	0:46,621	0:18,139	0:14,874	0:13,608
Runde 6	0:46,294	0:18,115	0:14,551	0:13,628	0:46,257	0:18,034	0:14,524	0:13,699	0:46,153	0:18,060	0:14,466	0:13,627	0:46,299	0:18,042	0:14,572	0:13,685	0:46,896	0:18,108	0:15,116	0:13,672
Runde 7	0:46,886	0:18,540	0:14,717	0:13,629	0:47,065	0:18,269	0:15,017	0:13,779	0:46,749	0:18,013	0:14,913	0:13,823	0:46,913	0:18,440	0:14,868	0:13,605	0:46,271	0:18,175	0:14,525	0:13,571
Runde 8	0:46,188	0:18,030	0:14,565	0:13,593	0:46,616	0:18,030	0:14,512	0:14,074	0:46,301	0:18,054	0:14,421	0:13,826	0:46,173	0:18,028	0:14,486	0:13,659	0:46,425	0:18,356	0:14,589	0:13,480
Runde 9	0:46,484	0:18,167	0:14,659	0:13,658	0:46,137	0:18,002	0:14,458	0:13,677	0:46,061	0:17,965	0:14,473	0:13,623	0:46,480	0:18,054	0:14,655	0:13,771	0:46,060	0:18,005	0:14,513	0:13,542
Runde 10	0:46,439	0:18,176	0:14,678	0:13,585	0:46,605	0:17,978	0:14,748	0:13,879	0:47,013	0:18,043	0:14,859	0:14,111	0:46,487	0:18,040	0:14,904	0:13,543	0:46,141	0:18,072	0:14,460	0:13,609
Runde 11	0:46,275	0:18,093	0:14,603	0:13,579	0:45,988	0:18,001	0:14,453	0:13,534	0:46,157	0:18,035	0:14,447	0:13,675	0:46,267	0:18,048	0:14,507	0:13,712	0:46,177	0:17,967	0:14,698	0:13,512
Runde 12	0:46,308	0:18,165	0:14,593	0:13,550	0:46,272	0:17,961	0:14,670	0:13,641	0:46,263	0:18,027	0:14,489	0:13,747	0:46,365	0:18,029	0:14,732	0:13,604	0:45,983	0:18,048	0:14,480	0:13,455
Runde 13	0:46,394	0:18,222	0:14,583	0:13,589	0:46,883	0:18,028	0:14,654	0:14,201	0:46,875	0:17,996	0:14,554	0:14,325	0:47,529	0:18,020	0:14,709	0:14,800	0:46,002	0:17,999	0:14,512	0:13,491






DEUTSCHE KART-MEISTERSCHAFT

Round 1: 12 - 14 / 04 / 2019

SOUTH GARDA - LONATO (ITA)

DMSB

DMSB RegNr 97-19

R 7 OSKM (K22) Heat 2 A < > G

Die schnellsten Zeiten

Ort	Nr. Fahrername	Zeit	Streckenl.	Ø Speed
Ziel	201 Federer, Fabian	0:45,781	1200 m	94,4 km/h
Sektion 1	202 Pex, Jorritj	0:17,929	531 m	106,6 km/h
Sektion 2	201 Federer, Fabian	0:14,348	390 m	97,9 km/h
Sektion 3	232 Luyer, Jeun	0:13,455	279 m	74,6 km/h

	Smr.220 Tubben,Max NLD CRG Holland			Smr.216 Tornqvist Persson,Benjamin SWE CRG Holland			Smr.204 Schmitz,Alexander DEU Renda Motorsport			Smr.259 Sjökvist,Isak SWE Energy Corse srl			Smr.225 Talas,Jakub CZE JOKA RACING							
	theoretisch mögliche Bestzeit	Ziel	best	theoretisch mögliche Bestzeit	Ziel	best	theoretisch mögliche Bestzeit	Ziel	best	theoretisch mögliche Bestzeit	Ziel	best	theoretisch mögliche Bestzeit	Ziel	best					
Runde 1	0:46,139	0:17,993	0:14,520	0:13,597	0:46,074	0:18,057	0:14,409	0:13,567	0:46,056	0:18,025	0:14,434	0:13,568	0:46,238	0:18,035	0:14,481	0:13,645	0:46,444	0:18,159	0:14,606	0:13,615
Runde 2	0:46,985	0:18,464	0:14,709	0:13,812	0:48,024	0:18,997	0:14,727	0:14,300	0:47,204	0:18,747	0:14,649	0:13,808	0:47,960	0:19,030	0:14,745	0:14,185	0:47,556	0:18,546	0:14,979	0:14,031
Runde 3	0:47,852	0:18,165	0:15,601	0:14,086	0:47,058	0:18,254	0:14,599	0:14,205	0:47,279	0:18,186	0:15,111	0:13,982	0:47,202	0:18,206	0:14,768	0:14,228	0:47,972	0:18,549	0:15,395	0:14,028
Runde 4	0:46,682	0:18,079	0:14,922	0:13,681	0:47,695	0:18,097	0:15,250	0:14,348	0:47,617	0:18,147	0:15,671	0:13,799	0:47,540	0:18,092	0:15,176	0:14,272	0:47,411	0:18,522	0:15,143	0:13,746
Runde 5	0:46,746	0:18,407	0:14,674	0:13,665	0:46,343	0:18,120	0:14,520	0:13,703	0:46,590	0:18,132	0:14,701	0:13,757	0:46,433	0:18,204	0:14,542	0:13,687	0:46,749	0:18,371	0:14,646	0:13,732
Runde 6	0:46,559	0:18,174	0:14,685	0:13,700	0:46,774	0:18,122	0:14,587	0:14,065	0:47,767	0:18,067	0:15,026	0:14,674	0:47,122	0:18,088	0:14,673	0:14,361	0:46,949	0:18,491	0:14,815	0:13,643
Runde 7	0:46,344	0:18,096	0:14,543	0:13,705	0:46,123	0:18,094	0:14,417	0:13,612	0:46,278	0:18,127	0:14,434	0:13,717	0:46,288	0:18,086	0:14,550	0:13,652	0:46,479	0:18,182	0:14,615	0:13,682
Runde 8	0:46,438	0:18,148	0:14,618	0:13,672	0:46,469	0:18,265	0:14,538	0:13,666	0:46,301	0:18,208	0:14,506	0:13,587	0:46,349	0:18,188	0:14,481	0:13,680	0:47,018	0:18,610	0:14,741	0:13,667
Runde 9	0:46,254	0:18,093	0:14,524	0:13,637	0:46,583	0:18,168	0:14,514	0:13,901	0:46,644	0:18,138	0:14,496	0:14,010	0:46,624	0:18,158	0:14,508	0:13,958	0:47,672	0:18,159	0:14,666	0:14,847
Runde 10	0:46,644	0:18,024	0:14,961	0:13,659	0:46,179	0:18,149	0:14,463	0:13,567	0:46,295	0:18,144	0:14,498	0:13,653	0:46,353	0:18,148	0:14,492	0:13,713	0:47,236	0:18,883	0:14,688	0:13,665
Runde 11	0:46,169	0:18,001	0:14,571	0:13,597	0:46,149	0:18,057	0:14,470	0:13,622	0:46,179	0:18,056	0:14,524	0:13,599	0:46,561	0:18,293	0:14,585	0:13,683	0:46,786	0:18,310	0:14,782	0:13,694
Runde 12	0:46,139	0:17,993	0:14,533	0:13,613	0:46,074	0:18,098	0:14,409	0:13,567	0:46,056	0:18,025	0:14,445	0:13,586	0:46,238	0:18,095	0:14,558	0:13,645	0:46,444	0:18,171	0:14,658	0:13,615
Runde 13	0:46,139	0:17,993	0:14,533	0:13,613	0:46,213	0:18,120	0:14,480	0:13,613	0:46,286	0:18,191	0:14,527	0:13,568	0:46,288	0:18,115	0:14,486	0:13,687	0:46,467	0:18,221	0:14,606	0:13,640





DEUTSCHE KART-MEISTERSCHAFT

Round 1: 12 - 14 / 04 / 2019

SOUTH GARDA - LONATO (ITA)




DMSB RegNr 97-19

R 7 DSKM (KZ2) Heat 2 A < > G

Die schnellsten Zeiten

Ort	Nr. Fahrername	Zeit	Streckenl.	Ø Speed
Ziel	201 Federer, Fabian	0:45,781	1200 m	94,4 km/h
Sektion 1	202 Pex, Jorritj	0:17,929	531 m	106,6 km/h
Sektion 2	201 Federer, Fabian	0:14,348	390 m	97,9 km/h
Sektion 3	232 Luyet, Jean	0:13,455	279 m	74,6 km/h

	Smr.256 Zanchetta, Marco ITA			Smr.277 Javurek, Dominik CZE			Smr.211 Curto, Alessio DEU			Smr.229 Holdt, Christoph AUT			Smr.219 Sjöberg, Jesper SWE		
	theoretisch mögliche Bestzeit	Ziel	Bestzeit	theoretisch mögliche Bestzeit	Ziel	Bestzeit	theoretisch mögliche Bestzeit	Ziel	Bestzeit	theoretisch mögliche Bestzeit	Ziel	Bestzeit	theoretisch mögliche Bestzeit	Ziel	Bestzeit
best	0:46,327	0:18,148	0:14,472	0:46,380	0:18,170	0:14,541	0:46,363	0:18,150	0:14,559	0:45,997	0:18,069	0:14,407	0:46,172	0:18,036	0:14,591
Runde 1	0:51,259	0:20,489	0:15,753	0:51,811	0:21,025	0:15,811	0:51,750	0:20,649	0:15,889	0:50,551	0:20,231	0:15,556	0:51,786	0:20,905	0:15,959
Runde 2	0:47,979	0:19,122	0:14,965	0:48,708	0:18,957	0:15,546	0:48,785	0:18,947	0:15,643	0:48,344	0:19,387	0:14,713	0:49,965	0:19,477	0:15,821
Runde 3	0:46,805	0:18,317	0:14,637	0:46,872	0:18,242	0:14,759	0:46,962	0:18,284	0:14,726	0:46,952	0:18,224	0:14,627	0:46,935	0:18,209	0:14,863
Runde 4	0:47,765	0:18,217	0:15,051	0:47,288	0:18,238	0:14,651	0:47,345	0:18,178	0:14,700	0:49,733	0:18,190	0:15,182	0:47,395	0:18,154	0:14,710
Runde 5	0:46,622	0:18,227	0:14,645	0:47,738	0:18,967	0:15,052	0:48,068	0:18,727	0:15,133	0:48,964	0:19,451	0:15,534	0:48,009	0:19,101	0:15,046
Runde 6	0:46,740	0:18,355	0:14,635	0:46,621	0:18,255	0:14,634	0:46,543	0:18,183	0:14,599	0:46,408	0:18,098	0:14,732	0:46,536	0:18,160	0:14,670
Runde 7	0:46,330	0:18,169	0:14,535	0:46,557	0:18,215	0:14,702	0:46,472	0:18,164	0:14,682	0:46,363	0:18,232	0:14,547	0:46,449	0:18,146	0:14,656
Runde 8	0:46,327	0:18,148	0:14,472	0:46,570	0:18,290	0:14,590	0:46,472	0:18,164	0:14,682	0:46,831	0:18,082	0:14,414	0:47,073	0:18,196	0:14,699
Runde 9	0:46,794	0:18,149	0:14,498	0:46,472	0:18,202	0:14,590	0:46,391	0:18,183	0:14,559	0:45,997	0:18,069	0:14,407	0:46,445	0:18,091	0:14,680
Runde 10	0:46,922	0:18,557	0:14,598	0:46,507	0:18,247	0:14,567	0:46,363	0:18,181	0:14,572	0:46,869	0:18,261	0:14,955	0:47,216	0:18,315	0:15,216
Runde 11	0:47,117	0:18,392	0:15,004	0:46,434	0:18,207	0:14,589	0:46,507	0:18,235	0:14,644	0:46,134	0:18,115	0:14,461	0:46,355	0:18,188	0:14,613
Runde 12	0:46,615	0:18,334	0:14,583	0:46,431	0:18,212	0:14,561	0:46,367	0:18,193	0:14,580	0:46,218	0:18,130	0:14,447	0:46,172	0:18,036	0:14,592
Runde 13	0:46,478	0:18,203	0:14,603	0:46,380	0:18,170	0:14,541	0:46,397	0:18,169	0:14,591	0:46,231	0:18,173	0:14,465	0:46,250	0:18,086	0:14,591






DEUTSCHE KART-MEISTERSCHAFT

Round 1: 12 - 14 / 04 / 2019

SOUTH GARDA - LONATO (ITA)



DMSB RegNr 97-19

R 7 OSKM (KZ2) Heat 2 A < > G

Die schnellsten Zeiten

Ort	Nr. Fahrername	Zeit	Streckenl.	Ø Speed
Ziel	201 Federer, Fabian	0:45,781	1200 m	94,4 km/h
Sektion 1	202 Pex, Jorritj	0:17,929	531 m	106,6 km/h
Sektion 2	201 Federer, Fabian	0:14,348	390 m	97,9 km/h
Sektion 3	232 Luyer, Jeun	0:13,455	279 m	74,6 km/h

	Snr.218 Johansson,Andreas SWE CRG Holland			Snr.208 Mrosek,Michael DEU Team AK-Racing			Snr.288 Neumann,Thomas DEU Thomas Neumann			Snr.262 Kátovský,Matěj CZE Kart Republic CZ			Snr.227 Horn,Moritz DEU TB Racing Team			
	theoretisch mögliche Bestzeit 0:46,271			theoretisch mögliche Bestzeit 0:46,368			theoretisch mögliche Bestzeit 0:46,430			theoretisch mögliche Bestzeit 0:46,379			theoretisch mögliche Bestzeit 0:46,186			
best	Ziel	Sektion 1	Sektion 2	Sektion 3	Ziel	Sektion 1	Sektion 2	Sektion 3	Ziel	Sektion 1	Sektion 2	Sektion 3	Ziel	Sektion 1	Sektion 2	Sektion 3
Runde 1	0:51,177	0:20,111	0:15,902	0:15,164	0:52,327	0:21,143	0:16,196	0:14,988	0:51,445	0:20,566	0:16,140	0:14,739	0:51,626	0:20,853	0:16,001	0:14,772
Runde 2	0:48,246	0:18,826	0:15,369	0:14,051	0:49,155	0:18,864	0:15,674	0:14,617	0:49,294	0:18,772	0:15,562	0:14,960	0:48,878	0:19,535	0:15,300	0:14,043
Runde 3	0:46,865	0:18,294	0:14,722	0:13,849	0:46,881	0:18,232	0:14,884	0:13,765	0:46,940	0:18,290	0:14,808	0:13,842	0:46,719	0:18,241	0:14,687	0:13,791
Runde 4	0:47,999	0:18,113	0:14,855	0:15,031	0:47,264	0:18,248	0:14,728	0:14,288	0:46,898	0:18,253	0:14,782	0:13,863	0:48,069	0:18,140	0:15,049	0:14,880
Runde 5	0:48,324	0:19,350	0:15,018	0:13,956	0:48,403	0:18,920	0:15,341	0:14,142	0:48,835	0:19,024	0:15,469	0:14,342	0:49,149	0:20,150	0:15,038	0:13,961
Runde 6	0:46,450	0:18,163	0:14,541	0:13,746	0:46,642	0:18,178	0:14,759	0:13,705	0:46,790	0:18,276	0:14,717	0:13,797	0:46,642	0:18,164	0:14,721	0:13,757
Runde 7	0:46,452	0:18,210	0:14,562	0:13,680	0:46,981	0:18,546	0:14,749	0:13,686	0:46,728	0:18,169	0:14,670	0:13,889	0:46,466	0:18,120	0:14,592	0:13,754
Runde 8	0:48,177	0:18,245	0:15,005	0:14,927	0:46,582	0:18,184	0:14,583	0:13,815	0:46,761	0:18,217	0:14,614	0:13,930	0:49,369	0:18,103	0:14,561	0:16,705
Runde 9	0:46,679	0:18,292	0:14,689	0:13,698	0:46,805	0:18,505	0:14,654	0:13,646	0:46,630	0:18,123	0:14,766	0:13,741	0:47,238	0:18,727	0:14,801	0:13,710
Runde 10	0:46,570	0:18,235	0:14,629	0:13,706	0:46,620	0:18,268	0:14,674	0:13,678	0:46,561	0:18,176	0:14,735	0:13,650	0:46,301	0:18,204	0:14,497	0:13,600
Runde 11	0:46,421	0:18,169	0:14,562	0:13,690	0:46,454	0:18,185	0:14,590	0:13,679	0:46,519	0:18,137	0:14,674	0:13,708	0:46,473	0:18,143	0:14,601	0:13,729
Runde 12	0:46,391	0:18,101	0:14,573	0:13,717	0:46,451	0:18,182	0:14,662	0:13,607	0:46,502	0:18,136	0:14,703	0:13,663	0:46,267	0:18,095	0:14,539	0:13,633
Runde 13	0:46,310	0:18,132	0:14,549	0:13,629	0:46,515	0:18,206	0:14,599	0:13,710	0:46,451	0:18,106	0:14,691	0:13,654	0:46,231	0:18,089	0:14,527	0:13,615






DEUTSCHE KART-MEISTERSCHAFT

Round 1: 12 - 14 / 04 / 2019

SOUTH GARDA - LONATO (ITA)

DMSB

DMSB RegNr-97-19

Groups DSKM (KZZ)

Group A

Pos.	Stnr No.	Fahrer Driver	Nation	Bewerber Sponsor	Nation
1	201	FEDERER, Fabian	ITA	SRP Racing Team	DEU
4	202	PEX, Jorrit	NLD	SP Motor Sport	NLD
7	209	NOMBLOT, Jean	FRA	CPB SPORT	FRA
10	221	IGLESIAS, Jérémy	FRA	RS Schumacher Racing Team	DEU
13	235	MARSELLA, Leonardo Giuseppe	ITA	BIREL ART RACING KSW	AUT
16	204	SCHMITZ, Alexander	DEU	Renda Motorsport	ITA
19	227	HORN, Moritz	DEU	TB Racing Team	DEU
22	220	TUBBEN, Max	NLD	CRG Holland	NLD
25	259	SJOKVIST, Isak	SWE	Energy Corse srl	ITA
28	223	DAVIES, Dylan	NLD	DR SRL	ITA
31	230	TONTERI, Paavo	FIN	TB Racing Team	DEU
34	229	HOLD, Christoph	AUT	Maranello Racing Team	AUT
37	256	ZANCHETTA, Marco	ITA	Mech1 Motorsport	DEU
40	211	CURTO, Alessio	DEU	Valier Motorsport	DEU
43	218	JOHANSSON, Andreas	SWE	CRG Holland	NLD

Group B

Pos.	Stnr No.	Fahrer Driver	Nation	Bewerber Sponsor	Nation
2	234	LONGHI, Riccardo	ITA	BIREL ART RACING KSW	AUT
5	254	POLLINI, Giacomo	ITA	N.G.M. MOTORSPORT	ITA
8	231	MILLELL, Noah	SWE	JP Racing	SWE
11	222	PAUL, Maximilian	DEU	DR SRL	ITA
14	255	BACIUSKA, Rokas	LTU	CPB SPORT	FRA
17	215	MATISIC, André	DEU	Soligt Motorsport	DEU
20	260	ROSATI, Fabrizio	ITA	SRP Racing Team	DEU
23	251	GIANNONI, Lorenzo	ITA	CPB SPORT	FRA
26	207	GUSTAVSSON, Viktor	SWE	JP Racing	SWE
29	212	RATL, Cyril	CHE	Kart-Club Oerlikon	CHE
32	252	KALLASMAA, Kaspar	EST	Kaspar Kallasmaa	EST
35	226	NETIAGOVSKI, Daniel	CZE	GREGOR KART S.R.O.	CZE
38	236	LANG, Hannah	GBR	HK Racing	GBR
41	217	KARLSHÖJ, Lasse	DNK	LE Racing Eddie Le Fevre	DNK
44	213	LUNDBERG, Douglas	SWE	Bamberger Karting	DEU

Group C

Pos.	Stnr No.	Fahrer Driver	Nation	Bewerber Sponsor	Nation
3	210	DENNER, Emilien	FRA	CPB SPORT	FRA
6	257	FUSCO, Giuseppe	ITA	Renda motorsport	ITA
9	203	PEX, Stan	NLD	SP Motor Sp	DNL
12	233	LUYET, Samuel	CHE	CRG Holland	NLD
15	219	SIÖBERG, Jesper	SWE	CRG Holland	NLD
18	232	LUYET, Jean	CHE	CRG Holland	NLD
21	225	TALAS, Jakob	CZE	JOKA RACING	CZE
24	216	TORNOVST PERSSON, Benjamin	SWE	CRG Holland	DNL
27	277	JAVUREK, Dominik	CZE	JOKA RACING	CZE
30	262	KÁCOVSKY, Matej	CZE	Kart Republic CZ	CZE
33	208	MROSEK, Michael	DEU	Team AK-Racing	AUT
36	224	ALMEIDA, Rodrigo	MEX	DR SRL	ITA
39	288	NEUMANN, Thomas	DEU	Thomas Neumann	DEU
42	206	WEBER, Stefan	DEU	Kartshop Ampfing	DEU

Renntleitung: Pasquale Lupilio Racedirektor: Horst Seide
 Sportkommissare: Nikolas Spaderna / Ulrich Bell / Paola Aterb
 Techn. Kommissare: Hans-Jürgen Dangers / M. Grasshoff / C. Schmid
 Zeitnahme: KART-DATA timing service Franz Schliesl



DMSB RegNr 97-19



15	213	Bamberger Kart racing LUNDBERG Douglas Startposition 30	15	218	CRG Holland JOHANSSON Andreas Startposition 29
14	217	LE Racing Eddie Le Fevre KARLSHØJ Lasse Startposition 28	14	211	Valier Motorsport CURTO Alessio Startposition 27
13	236	MK Racing LANG Hannah Startposition 26	13	256	Mach1 Motorsport ZANCHETTA Marco Startposition 25
12	226	GREGOR KART S.R.O. NETIAGOVSKII Daniel Startposition 24	12	229	Maranello Racing Team HOLD Christoph Startposition 23
11	252	Kaspar Kallasmaa KALLASMAA Kaspar Startposition 22	11	230	TB Racing Team TONTERI Paavo Startposition 21
10	212	Kart-Club Oerlikon RATL Cyril Startposition 20	10	223	DR SRL DAVIES Dylan Startposition 19
9	207	JP Racing GUSTAVSSON Viktor Startposition 18	9	259	Energy Corse srl SJOKVIST Isak Startposition 17
8	251	CPB SPORT GIANNONI Lorenzo Startposition 16	8	220	CRG Holland TUBBEN Max Startposition 15
7	260	SRP Racing Team ROSATI Fabrizio Startposition 14	7	227	TB Racing Team HORN Moritz Startposition 13
6	215	Solgat Motorsport MATISIC André Startposition 12	6	204	Renda Motorsport SCHMITZ Alexander Startposition 11
5	255	CPB SPORT BACIUSKA Rokas Startposition 10	5	235	BIREL ART RACING KSW MARSEGLIA Leonardo Giuseppe Startposition 9
4	222	DR SRL PAUL Maximilian Startposition 8	4	221	RS Schumacher Racing Team IGLESIAS Jérémy Startposition 7
3	231	JP Racing MILLELL Noah Startposition 6	3	209	CPB SPORT NOMBLOT Jean Startposition 5
2	254	N.G.M. MOTORSPORT POLLINI Giacomo Startposition 4	2	202	SP Motor Sport PEX Jorrit Startposition 3
1	234	BIREL ART RACING KSW LONGHI Riccardo Startposition 2	1	201	SRP Racing Team FEDERER Fabian Startposition 1



Starting Grid Group A - B DSKM (KZ2)

Rennen 11



DMSB RegNr 97-19



14	206	Kartshop Ampfing WEBER Stefan Startposition 28	15	218	CRG Holland JOHANSSON Andreas Startposition 29
13	288	Thomas Neumann NEUMANN Thomas Startposition 26	14	211	Valier Motorsport CURTO Alessio Startposition 27
12	224	DR SRL ALMEIDA Rodrigo Startposition 24	13	256	Mach1 Motorsport ZANCHETTA Marco Startposition 25
11	208	Team AK-Racing MROSEK Michael Startposition 22	12	229	Maranello Racing Team HOLD Christoph Startposition 23
10	262	Kart Republic CZ KÁCOVSKY Matej Startposition 20	11	230	TB Racing Team TONTERI Paavo Startposition 21
9	277	JOKA RACING JAVUREK Dominik Startposition 18	10	223	DR SRL DAVIES Dylan Startposition 19
8	216	CRG Holland TORNQVIST PERSSON Benjamin Startposition 16	9	259	Energy Corse srl SJOKVIST Isak Startposition 17
7	225	JOKA RACING TALAS Jakub Startposition 14	8	220	CRG Holland TUBBEN Max Startposition 15
6	232	CRG Holland LUYET Jean Startposition 12	7	227	TB Racing Team HORN Moritz Startposition 13
5	219	CRG Holland SJÖBERG Jesper Startposition 10	6	204	Renda Motorsport SCHMITZ Alexander Startposition 11
4	233	CRG Holland LUYET Samuel Startposition 8	5	235	BIREL ART RACING KSW MARSEGLIA Leonardo Giuseppe Startposition 9
3	203	SP Motor Sp PEX Stan Startposition 6	4	221	RS Schumacher Racing Team IGLESIAS Jérémy Startposition 7
2	257	Renda motorsport FUSCO Giuseppe Startposition 4	3	209	CPB SPORT NOMBLLOT Jean Startposition 5
1	210	CPB SPORT DENNER Emilien Startposition 2	2	202	SP Motor Sport PEX Jorrit Startposition 3
			1	201	SRP Racing Team FEDERER Fabian Startposition 1



Starting Grid Group A - C DSKM (KZ2)

Rennen 7



DMSB RegNr 97-19



14	206	Kartshop Ampfing WEBER Stefan Startposition 28	15	213	Bamberger Karttracing LUNDBERG Douglas Startposition 29
13	288	Thomas Neumann NEUMANN Thomas Startposition 26	14	217	LE Racing Eddie Le Fevre KARLSHØJ Lasse Startposition 27
12	224	DR SRL ALMEIDA Rodrigo Startposition 24	13	236	MK Racing LANG Hannah Startposition 25
11	208	Team AK-Racing MROSEK Michael Startposition 22	12	226	GREGOR KART S.R.O. NETIAGOVSKII Daniel Startposition 23
10	262	Kart Republic CZ KÁCOVSKY Matej Startposition 20	11	252	Kaspar Kallasmaa KALLASMAA Kaspar Startposition 21
9	277	JOKA RACING JAVUREK Dominik Startposition 18	10	212	Kart-Club Oerlikon RATL Cyril Startposition 19
8	216	CRG Holland TORNQVIST PERSSON Benjamin Startposition 16	9	207	JP Racing GUSTAVSSON Viktor Startposition 17
7	225	JOKA RACING TALAS Jakub Startposition 14	8	251	CPB SPORT GIANNONI Lorenzo Startposition 15
6	232	CRG Holland LUYET Jean Startposition 12	7	260	SRP Racing Team ROSATI Fabrizio Startposition 13
5	219	CRG Holland SJÖBERG Jesper Startposition 10	6	215	Solgat Motorsport MATISIC André Startposition 11
4	233	CRG Holland LUYET Samuel Startposition 8	5	255	CPB SPORT BACIUSKA Rokas Startposition 9
3	203	SP Motor Sp PEX Stan Startposition 6	4	222	DR SRL PAUL Maximilian Startposition 7
2	257	Renda motorsport FUSCO Giuseppe Startposition 4	3	231	JP Racing MILELL Noah Startposition 5
1	210	CPB SPORT DENNER Emilien Startposition 2	2	254	N.G.M. MOTORSPORT POLLINI Giacomo Startposition 3
			1	234	BIREL ART RACING KSW LONGHI Riccardo Startposition 1



Starting Grid Group B - C DSKM (KZ2)

Rennen 3

Ranking Qualifying Practice DSKM (K22)







Strecke / track: 1200m
 started: 44 classified: 44 not classified: 0

Pos	Str. Nr.	Fahrer Driver	Nation	Bewerber/Sponsor	Nation	Lizenz	Chassis/Motor/Reifen	Kn. Laps	schnellste Zeit fastest Lap	Abstand Gap	Lauf Heat	Kn. Lp	Zeit Time
1	201	FEDERER, Fabian	ITA	SRP Racing Team	DEU	353643 KBF1156791	Maranello / TM / Vega	6	0:45,192		1	6	0:45,192
2	234	LONGHI, Riccardo	ITA	BIREL ART RACING KSW	AUT	r.b.a. BK102	Birel Art / TM / Vega	6	0:45,223	0:00,031	1	6	0:45,223
3	210	DENNER, Emilien	FRA	CPB SPORT	FRA	141283E1 232241	SODI / TM / Vega	7	0:45,344	0:00,121	2	7	0:45,344
4	202	PEX, Jorrit	NLD	SP Motor Sport	NLD	27382 r.b.a.	Kart Republic / TM / Vega	6	0:45,405	0:00,061	2	6	0:45,405
5	254	POLLINI, Giacomo	ITA	N.G.M. MOTORSPORT	ITA	299783 385371	FORMULA K / TM RACING / Vega	6	0:45,433	0:00,028	2	6	0:45,433
6	257	FUSCO, Giuseppe	ITA	Renda motorsport	ITA	339410 322880	Birel Art / Vortex / Vega	6	0:45,473	0:00,040	2	6	0:45,473
7	209	NOMBLOT, Jean	FRA	CPB SPORT	FRA	119783 232241	SODI / TM / Vega	7	0:45,478	0:00,005	2	7	0:45,478
8	231	MILLELL, Noah	SWE	JP Racing	SWE	200007286719 105	Exprit / Vortex / Vega	6	0:45,510	0:00,032	2	6	0:45,510
9	203	PEX, Stan	NLD	SP Motor Sp	NLD	31772 r.b.a.	Kart Republic / TM / Vega	6	0:45,528	0:00,018	2	6	0:45,528
10	221	IGLESIAS, Jérémy	FRA	RS Schumacher Racing Team	DEU	187987 KBF1067587	IPK Praga / IAME / Vega	7	0:45,563	0:00,035	2	7	0:45,563
11	222	PAUL, Maximilian	DEU	DR SRL	ITA	IKB1140086 296449	DR / Modena / Vega	6	0:45,574	0:00,011	1	6	0:45,574
12	233	LUYET, Samuel	CHE	CRG Holland	NLD	505064 15521	CRG / TM / Vega	7	0:45,619	0:00,045	2	7	0:45,619
13	235	MARSEGLIA, Leonardo Giuseppe	ITA	BIREL ART RACING KSW	AUT	336013 BK102	Birel Art / TM / Vega	6	0:45,627	0:00,008	1	6	0:45,627
14	255	BACIUSKA, Rokas	LTU	CPB SPORT	FRA	2019-KIB40 232241-1	SODI / TM / Vega	6	0:45,639	0:00,012	1	6	0:45,639
15	219	SJÖBERG, Jesper	SWE	CRG Holland	NLD	199910020057 15521	CRG / TM / Vega	6	0:45,656	0:00,017	1	6	0:45,656
16	204	SCHMITZ, Alexander	DEU	Renda Motorsport	ITA	IKAT120614 322880	Tony Kart / Vortex / Vega	6	0:45,757	0:00,101	2	6	0:45,757
17	215	MATISIC, André	DEU	Solgat Motorsport	DEU	IKB1083048 1079882	Birel Art / TM / Vega	6	0:45,797	0:00,040	1	6	0:45,797
18	232	LUYET, Jean	CHE	CRG Holland	NLD	505028 15521	CRG / TM / Vega	7	0:45,805	0:00,008	2	7	0:45,805
19	227	HORN, Moritz	DEU	TB Racing Team	DEU	IKB1132818 KBF1116906	KR / TM / Vega	6	0:45,833	0:00,028	1	6	0:45,833
20	260	ROSATI, Fabrizio	ITA	SRP Racing Team	DEU	366709 KBF1156791	Maranello / TM / Vega	5	0:45,842	0:00,009	1	5	0:45,842
21	225	TALAS, Jakub	CZE	JOKA RACING	CZE	19AS0135 19AT01111	Birel Art / TM / Vega	6	0:45,844	0:00,002	1	6	0:45,844
22	220	TUBBEN, Max	NLD	CRG Holland	NLD	10197 15521	CRG / TM / Vega	7	0:45,848	0:00,004	2	7	0:45,848
23	251	GIANNONI, Lorenzo	ITA	CPB SPORT	FRA	302413 232241-1	SODI / TM / Vega	6	0:45,860	0:00,012	2	6	0:45,860
24	216	TORNQVIST PERSSON, Benjamin	SWE	CRG Holland	NLD	199810314592 15521	CRG / TM / Vega	6	0:45,868	0:00,008	2	6	0:45,868
25	259	SJOKVIST, Isak	SWE	Energy Corse srl	ITA	200108127572 295423	Energy / TM / Vega	7	0:45,879	0:00,011	2	7	0:45,879
26	207	GUSTAVSSON, Viktor	SWE	JP Racing	SWE	200404010150 105	Exprit / Vortex / Vega	6	0:45,887	0:00,008	1	6	0:45,887
27	277	JAVUREK, Dominik	CZE	JOKA RACING	CZE	19AS0193 19AT01111	Birel Art / TM / Vega	6	0:45,962	0:00,075	1	6	0:45,962
28	223	DAVIES, Dylan	NLD	DR SRL	ITA	19701 296449	DR / Modena / Vega	7	0:45,998	0:00,036	2	7	0:45,998
29	212	RATL, Cyril	CHE	Kart-Club Oerlikon	CHE	505053 500006	CRG / TM / Vega	6	0:46,014	0:00,016	1	6	0:46,014
30	262	KÁCOVSKY, Matej	CZE	Kart Republic CZ	CZE	1011 498	Kart Republic / IAME / Vega	6	0:46,025	0:00,011	2	6	0:46,025
31	230	TONTERI, Paavo	FIN	TB Racing Team	DEU	31303491 KBF1116906	KR / IAME / Vega	6	0:46,053	0:00,028	1	6	0:46,053
32	252	KALLASMAA, Kaspar	EST	Kaspar Kallasmaa	EST	K916 E115	Energy / TM / Vega	6	0:46,065	0:00,012	1	6	0:46,065
33	208	MROSEK, Michael	DEU	Team AK-Racing	AUT	IKC1131164 BK005	Intrepid / TM / Vega	7	0:46,069	0:00,004	1	7	0:46,069
34	229	HOLD, Christoph	AUT	Maranello Racing Team	AUT	JK2017 BK003	Maranello / TM / Vega	7	0:46,104	0:00,035	2	7	0:46,104
35	226	NETIAGOVSKII, Daniel	CZE	GREGOR KART S.R.O.	CZE	19AS0200 19AT00491	CRG / TM / Vega	6	0:46,104		1	6	0:46,104
36	224	ALMEIDA, Rodrigo	MOZ	DR SRL	ITA	010 296449	DR / Modena / Vega	5	0:46,111	0:00,007	2	5	0:46,111
37	256	ZANCHETTA, Marco	ITA	Mach1 Motorsport	DEU	295200 KBF1005514	Mach1 / Modena / Vega	7	0:46,139	0:00,028	2	7	0:46,139
38	236	LANG, Hannah	GBR	MK Racing	GBR	212874 273486	Tony Kart / Vortex / Vega	7	0:46,180	0:00,041	1	7	0:46,180
39	288	NEUMANN, Thomas	DEU	Thomas Neumann	DEU	IKB1066455 IKB1066455	CRG / Modena / Vega	7	0:46,183	0:00,003	2	7	0:46,183
40	211	CURTO, Alessio	DEU	Valier Motorsport	DEU	IKC1125805 KBF1063735	SODI / TM / Vega	6	0:46,197	0:00,014	2	6	0:46,197
41	217	KARLSHØJ, Lasse	DNK	LE Racing Eddie Le Favre	DNK	40346 39981	Kosmic / Vortex / Vega	7	0:46,250	0:00,053	1	7	0:46,250

Ranking Qualifying Practice DSKM (KZ2)

Strecke / track: 1200m

started: 44 classified: 44 not classified: 0

Pos	Str. Nr.	Fahrer Driver	Nation	Bewerber/Sponsor	Nation	Lizenz R-Lizenz	Chassis/Motor/Reifen	Kn. Laps	schnellste Zeit fastest Lap	Abstand Gap	Lauf Heat	Kn. Lp	Zeit Time
42	206	WEBER, Stefan	 DEU	Kartshop Ampfing	 DEU	IKB1104391 KBF1108764	Kosmic / TM / Vega	7	0:46,320	0:00,070	1	7	0:46,320
43	218	JOHANSSON, Andreas	 SWE	CRG Holland	 NLD	1999072225875 15521	CRG / TM / Vega	6	0:46,324	0:00,004	1	6	0:46,324
44	213	LUNDBERG, Douglas	 SWE	Bamberger Karttracing	 DEU	199109174053 KBF1197896	Luxor / LKE / Vega	0	-	-	-	-	-

Rennleitung: Pasquale Lupilo Racedirektor: Horst Seidel

Sportkommissare: Nikolas Spaderna / Ulrich Bell / Paola Acerbi

Techn. Kommissare: Hans-Jürgen Dangers / M. Grasshoff / C. Schmidt

Zeitnahme: KART-DATA timing service Franz Schieszler

Ranking Qualifying Practice DSKM (K22)

Strecke / track: 1200m
 started: 44 classified: 44 not classified: 0

Pos	Str. Nr.	Fahrer Driver	Nation	Bewerber/Sponsor	Nation	Lizenz	Chassis/Motor/Reifen	Kn. Laps	schnellste Zeit fastest Lap	Abstand Gap	Lauf Heat	Kn. Lp	Zeit Time	
1	201	FEDERER, Fabian	ITA	SRP Racing Team	DEU	353643 KBF1156791	Maranello / TM / Vega	6	0:45,192		1	6	0:45,192	
2	234	LONGHI, Riccardo	ITA	BIREL ART RACING KSW	AUT	r.b.a. BK102	Birel Art / TM / Vega	6	0:45,223	0:00,031	1	6	0:45,223	
3	210	DENNER, Emilien	FRA	CPB SPORT	FRA	141283E1 232241	SODI / TM / Vega	7	0:45,344	0:00,121	2	7	0:45,344	
4	202	PEX, Jorrit	NLD	SP Motor Sport	NLD	27382 r.b.a.	Kart Republic / TM / Vega	6	0:45,405	0:00,061	2	6	0:45,405	
5	254	POLLINI, Giacomo	ITA	N.G.M. MOTORSPORT	ITA	299783 385371	FORMULA K / TM RACING / Vega	6	0:45,433	0:00,028	2	6	0:45,433	
6	257	FUSCO, Giuseppe	ITA	Renda motorsport	ITA	339410 322880	Birel Art / Vortex / Vega	6	0:45,473	0:00,040	2	6	0:45,473	
7	209	NOMBLOT, Jean	FRA	CPB SPORT	FRA	119783 232241	SODI / TM / Vega	7	0:45,478	0:00,005	2	7	0:45,478	
8	231	MILLELL, Noah	SWE	JP Racing	SWE	200007286719 105	Exprit / Vortex / Vega	6	0:45,510	0:00,032	2	6	0:45,510	
9	203	PEX, Stan	NLD	SP Motor Sp	NLD	31772 r.b.a.	Kart Republic / TM / Vega	6	0:45,528	0:00,018	2	6	0:45,528	
10	221	IGLESIAS, Jérémy	FRA	RS Schumacher Racing Team	DEU	187987 KBF1067587	IPK Praga / IAME / Vega	7	0:45,563	0:00,035	2	7	0:45,563	
11	222	PAUL, Maximilian	DEU	DR SRL	ITA	IKB1140086 296449	DR / Modena / Vega	6	0:45,574	0:00,011	1	6	0:45,574	
12	233	LUYET, Samuel	CHE	CRG Holland	NLD	505064 15521	CRG / TM / Vega	7	0:45,619	0:00,045	2	7	0:45,619	
13	235	MARSEGLIA, Leonardo Giuseppe	ITA	BIREL ART RACING KSW	AUT	336013 BK102	Birel Art / TM / Vega	6	0:45,627	0:00,008	1	6	0:45,627	
14	255	BACIUSKA, Rokas	LTU	CPB SPORT	FRA	2019-KIB40 232241-1	SODI / TM / Vega	6	0:45,639	0:00,012	1	6	0:45,639	
15	219	SJÖBERG, Jesper	SWE	CRG Holland	NLD	199910020057 15521	CRG / TM / Vega	6	0:45,656	0:00,017	1	6	0:45,656	
16	204	SCHMITZ, Alexander	DEU	Renda Motorsport	ITA	IKAT120614 322880	Tony Kart / Vortex / Vega	6	0:45,757	0:00,101	2	6	0:45,757	
17	215	MATISIC, André	DEU	Solgat Motorsport	DEU	IKB1083048 1079882	Birel Art / TM / Vega	6	0:45,797	0:00,040	1	6	0:45,797	
18	232	LUYET, Jean	CHE	CRG Holland	NLD	505028 15521	CRG / TM / Vega	7	0:45,805	0:00,008	2	7	0:45,805	
19	227	HORN, Moritz	DEU	TB Racing Team	DEU	IKB1132818 KBF1116906	KR / TM / Vega	6	0:45,833	0:00,028	1	6	0:45,833	
20	260	ROSATI, Fabrizio	ITA	SRP Racing Team	DEU	366709 KBF1156791	Maranello / TM / Vega	5	0:45,842	0:00,009	1	5	0:45,842	
21	225	TALAS, Jakub	CZE	JOKA RACING	CZE	19AS0135 19AT01111	Birel Art / TM / Vega	6	0:45,844	0:00,002	1	6	0:45,844	
22	220	TUBBEN, Max	NLD	CRG Holland	NLD	10197 15521	CRG / TM / Vega	7	0:45,848	0:00,004	2	7	0:45,848	
23	251	GIANNONI, Lorenzo	ITA	CPB SPORT	FRA	302413 232241-1	SODI / TM / Vega	6	0:45,860	0:00,012	2	6	0:45,860	
24	216	TORNQVIST PERSSON, Benjamin	SWE	CRG Holland	NLD	199810314592 15521	CRG / TM / Vega	6	0:45,868	0:00,008	2	6	0:45,868	
25	259	SJOKVIST, Isak	SWE	Energy Corse srl	ITA	200108127572 295423	Energy / TM / Vega	7	0:45,879	0:00,011	2	7	0:45,879	
26	207	GUSTAVSSON, Viktor	SWE	JP Racing	SWE	200404010150 105	Exprit / Vortex / Vega	6	0:45,887	0:00,008	1	6	0:45,887	
27	277	JAVUREK, Dominik	CZE	JOKA RACING	CZE	19AS0193 19AT01111	Birel Art / TM / Vega	6	0:45,962	0:00,075	1	6	0:45,962	
28	223	DAVIES, Dylan	NLD	DR SRL	ITA	19701 296449	DR / Modena / Vega	7	0:45,998	0:00,036	2	7	0:45,998	
29	212	RATL, Cyril	CHE	Kart-Club Oerlikon	CHE	505053 500006	CRG / TM / Vega	6	0:46,014	0:00,016	1	6	0:46,014	
30	262	KÁCOVSKY, Matej	CZE	Kart Republic CZ	CZE	1011 498	Kart Republic / IAME / Vega	6	0:46,025	0:00,011	2	6	0:46,025	
31	230	TONTERI, Paavo	FIN	TB Racing Team	DEU	31303491 KBF1116906	KR / IAME / Vega	6	0:46,053	0:00,028	1	6	0:46,053	
32	252	KALLASMAA, Kaspar	EST	Kaspar Kallasmaa	EST	K916 E115	Energy / TM / Vega	6	0:46,065	0:00,012	1	6	0:46,065	
33	208	MROSEK, Michael	DEU	Team AK-Racing	AUT	IKC1131164 BK005	Intrepid / TM / Vega	7	0:46,069	0:00,004	1	7	0:46,069	
34	229	HOLD, Christoph	AUT	Maranello Racing Team	AUT	JK2017 BK003	Maranello / TM / Vega	7	0:46,104	0:00,035	2	7	0:46,104	
35	226	NETIAGOVSKII, Daniel	CZE	GREGOR KART S.R.O.	CZE	19AS0200 19AT00491	CRG / TM / Vega	6	0:46,104		-	1	6	0:46,104
36	224	ALMEIDA, Rodrigo	MOZ	DR SRL	ITA	010 296449	DR / Modena / Vega	5	0:46,111	0:00,007	2	5	0:46,111	
37	256	ZANCHETTA, Marco	ITA	Mach1 Motorsport	DEU	295200 KBF1005514	Mach1 / Modena / Vega	7	0:46,139	0:00,028	2	7	0:46,139	
38	236	LANG, Hannah	GBR	MK Racing	GBR	212874 273486	Tony Kart / Vortex / Vega	7	0:46,180	0:00,041	1	7	0:46,180	
39	288	NEUMANN, Thomas	DEU	Thomas Neumann	DEU	IKB1066455 IKB1066455	CRG / Modena / Vega	7	0:46,183	0:00,003	2	7	0:46,183	
40	211	CURTO, Alessio	DEU	Valier Motorsport	DEU	IKC1125805 KBF1063735	SODI / TM / Vega	6	0:46,197	0:00,014	2	6	0:46,197	
41	217	KARLSHØJ, Lasse	DNK	LE Racing Eddie Le Favre	DNK	40346 39981	Kosmic / Vortex / Vega	7	0:46,250	0:00,053	1	7	0:46,250	

R 3 DSKM (KZ2) Heat 1 B <> C

Strecke / track: 1200m

fastest Lap Riccardo LONGHI at: 0:45,691

started: 28 classified: 28 not classified: 0 not started: 1

Pos	Stf. Nr.	Fahrer Driver	Nation	Bewerber/Sponsor	Nation	Lizenz R.Lizenz	Chassis/Motor/Reifen	Points	Runden Laps	Gesamtzeit Differenz	Abstand Gap	beste Runde best Lap	in R. in L.	o Geschw. a Speed
1	210	DENNER, Emilien	FRA	CPB SPORT	FRA	141283E1 232241	SODI / TM / Vega	0	13	10:07,221		0:45,869	9	92,5 km/h 94,2 km/h
2	254	POLLINI, Giacomo	ITA	N.G.M. MOTORSPORT	ITA	299783 365371	FORMULA K / TM RACING / Vega	2	13	10:09,029 0:01,808	0:01,808	0:45,913	10	92,2 km/h 94,1 km/h
3	234	LONGHI, Riccardo	ITA	BIREL ART RACING KSW	AUT	t.b.a. BK102	Birel Art / TM / Vega	3	13	10:09,620 0:02,399	0:00,591	0:45,691	8	92,1 km/h 94,5 km/h
4	231	MILELLI, Noah	SWE	JP Racing	SWE	20000728671 105	Exprit / Vortex / Vega	4	13	10:12,628 0:05,407	0:03,008	0:45,788	7	91,7 km/h 94,3 km/h
5	203	PEX, Stan	NLD	SP Motor Sp	NLD	31772 t.b.a.	Kart Republic / TM / Vega	5	13	10:13,538 0:06,317	0:00,910	0:45,816	7	91,5 km/h 94,3 km/h
6	257	FUSCO, Giuseppe	ITA	Renda motorsport	ITA	339410 322880	Birel Art / Vortex / Vega	6	13	10:13,930 0:06,709	0:00,392	0:45,957	8	91,5 km/h 94 km/h
7	251	GIANNONI, Lorenzo	ITA	CPB SPORT	FRA	302413 232241-1	SODI / TM / Vega	7	13	10:14,262 0:07,041	0:00,332	0:45,906	9	91,4 km/h 94,1 km/h
8	222	PAUL, Maximilian	DEU	DR SRL	ITA	IKB1140086 296449	DR / Modena / Vega	8	13	10:14,627 0:07,406	0:00,365	0:45,942	12	91,4 km/h 94 km/h
9	255	BACIUSKA, Rokas	LTU	CPB SPORT	FRA	2019-KIB40 232241-1	SODI / TM / Vega	9	13	10:16,716 0:09,495	0:02,089	0:46,112	7	91,1 km/h 93,7 km/h
10	233	LUYET, Samuel	CHE	CRG Holland	NLD	505064 15521	CRG / TM / Vega	10	13	10:16,976 0:09,755	0:00,260	0:46,124	8	91 km/h 93,7 km/h
11	215	MATISIC, André	DEU	Solgat Motorsport	DEU	IKB1083048 1079882	Birel Art / TM / Vega	11	13	10:17,412 0:10,191	0:00,436	0:46,102	8	91 km/h 93,7 km/h
12	260	ROSATI, Fabrizio	ITA	SRP Racing Team	DEU	366709 KBF1156791	Maranello / TM / Vega	12	13	10:17,476 0:10,255	0:00,064	0:46,171	9	91 km/h 93,6 km/h
13	277	JAVUREK, Dominik	CZE	JOKA RACING	CZE	19AS0193 19A101111	Birel Art / TM / Vega	13	13	10:17,879 0:10,658	0:00,403	0:46,244	8	90,9 km/h 93,4 km/h
14	225	TALAS, Jakub	CZE	JOKA RACING	CZE	19AS0135 19A101111	Birel Art / TM / Vega	14	13	10:18,542 0:11,221	0:00,663	0:46,190	8	90,8 km/h 93,5 km/h
15	207	GUSTAVSSON, Viktor	SWE	JP Racing	SWE	20040401015 105	Exprit / Vortex / Vega	15	13	10:18,752 0:11,531	0:00,210	0:46,122	12	90,8 km/h 93,7 km/h
16	226	NETIAGOVSKII, Daniel	CZE	GREGOR KART S.R.O.	CZE	19AS0200 19A100491	CRG / TM / Vega	16	13	10:20,339 0:13,118	0:01,587	0:46,359	9	90,5 km/h 93,2 km/h
17	219	SJÖBERG, Jesper	SWE	CRG Holland	NLD	1991002005 15521	CRG / TM / Vega	17	13	10:20,476 0:13,255	0:00,137	0:46,197	11	90,5 km/h 93,5 km/h
18	252	KALLASMAA, Kaspar	EST	Kaspar Kallasmaa	EST	K916 E115	Energy / TM / Vega	18	13	10:20,705 0:13,484	0:00,229	0:46,414	9	90,5 km/h 93,1 km/h
19	212	RATL, Cyril	CHE	Kart-Club Oerlikon	CHE	505053 500006	CRG / TM / Vega	19	13	10:20,799 0:13,578	0:00,094	0:46,272	10	90,5 km/h 93,4 km/h
20	208	MROSEK, Michael	DEU	Team AK-Racing	AUT	IKC1131164 BK005	Intrepid / TM / Vega	20	13	10:21,463 0:14,242	0:00,664	0:46,470	10	90,4 km/h 93 km/h
21	206	WEBER, Stefan	DEU	Kartshop Ampting	DEU	IKB1104391 KBF1108764	Kosmic / TM / Vega	21	13	10:22,039 0:14,818	0:00,576	0:46,425	11	90,3 km/h 93,1 km/h
22	232	LUYET, Jean	CHE	CRG Holland	NLD	505028 15521	CRG / TM / Vega	22	13	10:22,198 0:14,977	0:00,159	0:45,896	8	90,3 km/h 94,1 km/h
23	288	NEUMANN, Thomas	DEU	Thomas Neumann	DEU	IKB1066455 IKB1066455	CRG / Modena / Vega	23	13	10:29,913 0:22,692	0:07,715	0:46,508	10	89,2 km/h 92,9 km/h
24	236	LANG, Hannah	GBR	MK Racing	GBR	212874 273486	Tony Kart / Vortex / Vega	24	13	10:36,206 0:28,985	0:06,293	0:47,018	9	88,3 km/h 91,9 km/h
25	213	LUNDBERG, Douglas	SWE	Bamberger Karttracing	DEU	19910917405 KBF1197896	Luxor / LKE / Vega	25	9	7:19,176 4 R	4 R	0:46,218	8	88,5 km/h 93,5 km/h
26	262	KÁCOVSKY, Matej	CZE	Kart Republic CZ	CZE	1011 498	Kart Republic / IAME / Vega	26	5	4:11,777 8 R	4 R	0:46,986	4	85,8 km/h 91,9 km/h
27	217	KARLSHØJ, Lasse	DNK	LE Racing Eddie Le Fevre	DNK	40346 39981	Kosmic / Vortex / Vega	27	4	3:21,528 9 R	1 R	0:47,019	4	85,7 km/h 91,9 km/h
28	216	TORNQVIST PERSSON, Benjam	SWE	CRG Holland	NLD	19981031459 15521	CRG / TM / Vega	28	4	3:38,533 9 R	0:17,005	0:47,613	3	79,1 km/h 90,7 km/h
the following drivers did not start.														
DNS	224	ALMEIDA, Rodrigo	MOZ	DR SRL	ITA	010 296449	DR / Modena / Vega	1	DNS					

Rennleitung: Pasquale Lupoli Racedirektor: Horst Seidel

Sportkommissare: Nikolas Spaderna / Ulrich Bell / Paola Acerbi

Techn. Kommissare: Hans-Jürgen Dangers / M. Grasshoff / C. Schmidt

Zeitnahme: KART-DATA timing service Franz Schieszler



DSKM



DEUTSCHE KART-MEISTERSCHAFT




Round 1: 12 - 14 / 04 / 2019

SOUTH GARDA - LONATO (ITA)



DMSB RegNr 97-19

R 3 DSKM (K22) Heat 1 B < > C

Fahrername Driver	Denner Emilien	Pollini Giacomo	Longhi Riccardo	Milell Noah	Pex Stan	Fusco Giuseppe	Giannoni Lorenzo	Paul Maximilian	Baciuska Rokas	Luyet Samuel	Maticic André	Rosati Fabrizio
schleunigste Runde	0:45,869 Rn. 9	0:45,913 Rn. 10	0:45,691 Rn. 8	0:45,788 Rn. 7	0:45,816 Rn. 7	0:45,957 Rn. 8	0:45,906 Rn. 9	0:45,942 Rn. 12	0:46,112 Rn. 7	0:46,124 Rn. 8	0:46,102 Rn. 8	0:46,171 Rn. 9
Speed	94,2 km/h	94,1 km/h	94,5 km/h	94,3 km/h	94,3 km/h	94,0 km/h	94,1 km/h	94,0 km/h	93,7 km/h	93,7 km/h	93,7 km/h	93,6 km/h
Lap 1	0:48,712	0:49,610	0:50,253	0:50,602	0:50,157	0:50,264	0:50,950	0:50,134	0:50,483	0:50,903	0:50,483	0:51,001
Lap 2	0:46,613	0:47,514	0:47,564	0:47,428	0:47,444	0:47,488	0:47,443	0:47,513	0:47,465	0:47,997	0:47,539	0:47,368
Lap 3	0:46,400	0:46,200	0:46,128	0:46,622	0:46,324	0:46,757	0:46,528	0:46,525	0:46,558	0:46,425	0:46,327	0:46,988
Lap 4	0:47,510	0:47,045	0:48,958	0:48,154	0:49,185	0:47,785	0:47,502	0:48,186	0:49,029	0:48,596	0:48,023	0:47,312
Lap 5	0:46,192	0:46,348	0:46,821	0:46,708	0:46,638	0:46,596	0:47,094	0:46,834	0:46,981	0:47,237	0:47,942	0:46,975
Lap 6	0:46,077	0:46,131	0:45,975	0:46,187	0:46,260	0:46,607	0:46,251	0:46,866	0:46,266	0:46,877	0:47,596	0:46,880
Lap 7	0:46,057	0:45,948	0:45,799	0:45,788	0:45,816	0:45,988	0:46,010	0:46,095	0:46,112	0:46,181	0:46,182	0:46,233
Lap 8	0:45,927	0:45,922	0:45,691	0:45,834	0:45,823	0:45,957	0:45,980	0:46,059	0:46,526	0:46,124	0:46,102	0:46,237
Lap 9	0:45,869	0:46,014	0:45,745	0:46,753	0:46,679	0:46,889	0:45,906	0:46,018	0:46,490	0:46,131	0:46,214	0:46,171
Lap 10	0:45,938	0:45,913	0:45,726	0:46,401	0:46,730	0:47,412	0:47,004	0:47,553	0:46,482	0:46,275	0:46,175	0:46,174
Lap 11	0:45,878	0:46,082	0:45,743	0:45,912	0:45,958	0:46,047	0:45,975	0:46,170	0:46,545	0:46,514	0:46,555	0:46,506
Lap 12	0:46,245	0:46,090	0:45,758	0:45,929	0:45,994	0:46,033	0:46,023	0:45,942	0:46,651	0:46,240	0:46,348	0:46,383
Lap 13	0:46,332	0:46,119	0:45,785	0:45,935	0:46,223	0:46,098	0:46,034	0:46,182	0:46,336	0:46,852	0:46,638	0:46,920





DEUTSCHE KART-MEISTERSCHAFT

Round 1: 12 - 14 / 04 / 2019

SOUTH GARDA - LONATO (ITA)



DMSB

DMSB RegNr 97-19

R 3 DSKM (KZ2) Heat 1 B < > C

Fahrername Driver	Javurek Dominik	Talas Jakub	Gustavsson Viktor	Neftagovskii Daniel	Sjöberg Jesper	Kailasmaa Kaspar	Ratl Cyril	Mrosek Michael	Weber Stefan	Luyet Jean	Neumann Thomas	Lang Hannah
schnellste Runde	0:46,244 Rn. 8	0:46,190 Rn. 8	0:46,122 Rn. 12	0:46,359 Rn. 9	0:46,197 Rn. 11	0:46,414 Rn. 9	0:46,272 Rn. 10	0:46,470 Rn. 10	0:46,425 Rn. 11	0:45,896 Rn. 8	0:46,508 Rn. 10	0:47,018 Rn. 9
Speed	93,4 km/h	93,5 km/h	93,7 km/h	93,2 km/h	93,5 km/h	93,1 km/h	93,4 km/h	93,0 km/h	93,1 km/h	94,1 km/h	92,9 km/h	91,9 km/h
Lap 1	0:50,925	0:52,996	0:51,909	0:51,813	0:52,633	0:51,205	0:51,014	0:52,746	0:52,074	0:50,915	0:52,569	0:52,157
Lap 2	0:47,552	0:48,343	0:47,509	0:48,408	0:49,091	0:47,812	0:47,519	0:48,663	0:48,677	0:47,874	0:49,010	0:48,504
Lap 3	0:47,647	0:47,236	0:48,236	0:47,529	0:47,176	0:47,209	0:48,122	0:47,207	0:47,384	0:47,101	0:53,201	0:47,047
Lap 4	0:47,975	0:46,922	0:46,952	0:47,046	0:46,883	0:47,939	0:47,784	0:46,990	0:47,140	0:54,837	0:48,276	0:54,289
Lap 5	0:46,693	0:46,602	0:47,123	0:46,848	0:47,559	0:46,580	0:47,882	0:46,961	0:46,894	0:46,900	0:46,902	0:47,414
Lap 6	0:46,621	0:46,276	0:46,279	0:46,499	0:46,448	0:46,603	0:46,643	0:46,506	0:46,594	0:46,293	0:46,758	0:47,136
Lap 7	0:46,543	0:46,992	0:47,134	0:46,901	0:46,260	0:48,066	0:46,475	0:46,816	0:46,610	0:46,135	0:46,657	0:47,114
Lap 8	0:46,244	0:46,190	0:46,167	0:46,364	0:46,583	0:46,479	0:46,786	0:46,616	0:46,474	0:45,896	0:46,746	0:47,495
Lap 9	0:46,476	0:46,370	0:46,565	0:46,359	0:46,222	0:46,414	0:46,772	0:46,497	0:46,476	0:46,192	0:46,558	0:47,018
Lap 10	0:46,306	0:46,201	0:46,221	0:46,448	0:46,271	0:46,425	0:46,272	0:46,470	0:46,451	0:46,118	0:46,508	0:47,547
Lap 11	0:46,291	0:46,441	0:46,169	0:46,389	0:46,197	0:46,580	0:46,347	0:46,507	0:46,425	0:46,220	0:46,530	0:47,578
Lap 12	0:46,357	0:46,218	0:46,122	0:46,564	0:46,676	0:46,738	0:46,823	0:46,543	0:46,475	0:46,048	0:46,578	0:47,988
Lap 13	0:46,442	0:46,455	0:46,359	0:46,885	0:46,638	0:46,599	0:46,350	0:46,543	0:46,944	0:46,332	0:46,581	0:48,404



DSKM



DEUTSCHE KART-MEISTERSCHAFT




Round 1: 12 - 14 / 04 / 2019

SOUTH GARDA - LONATO (ITA)



DMSB RegNr 97-19

R 3 DSKM (KZ2) Heat 1 B < > C

Fahrername Driver	Lundberg Douglas	Kácovsky Matej	Karishøj Lasse	Persson Benjamin
schnellste Runde in Runde	0:46,218 Rn. 8	0:46,986 Rn. 4	0:47,019 Rn. 4	0:47,613 Rn. 3
Speed	93,5 km/h	91,9 km/h	91,9 km/h	90,7 km/h
Lap 1	0:50,876	0:52,196	0:52,032	0:50,288
Lap 2	0:47,488	0:48,747	0:48,459	0:47,829
Lap 3	0:54,173	0:48,375	0:47,164	<u>0:47,613</u>
Lap 4	0:47,224	<u>0:46,986</u>	<u>0:47,019</u>	1:07,099
Lap 5	0:46,867	0:48,002		
Lap 6	0:46,324			
Lap 7	0:46,254			
Lap 8	<u>0:46,218</u>			
Lap 9	0:46,441			
Lap 10				
Lap 11				
Lap 12				
Lap 13				

Qualifying practice DSKM (K22) Group 2 Group 2

Strecke / track: 1200m

started: 22 classified: 22 not classified: 0

Pos	Stf. Nr.	Fahrer Driver	Nation	Bewerber/Sponsor	Nation	Lizenz R-Lizenz	Chassis/Motor/Reifen	Runden Laps	Differenz	Abstand Gap	beste Runde best Lap	in N. in L.	o. Geschw. Speed
1	210	DENNER, Emilien	FRA	CPB SPORT	FRA	141283E1 232241	SODI / TM / Vega	7			0:45,344	4	95,3 km/h
2	202	PEX, Jorrit	NLD	SP Motor Sport	NLD	27382 i.b.a.	Kart Republic / TM / Vega	6	0:00,061	0:00,061	0:45,405	6	95,1 km/h
3	254	POLLINI, Giacomo	ITA	N.G.M. MOTORSPORT	ITA	299783 385371	FORMULA K / TM RACING / Vega	6	0:00,089	0:00,028	0:45,433	4	95,1 km/h
4	257	FUSCO, Giuseppe	ITA	Renda motorsport	ITA	339416 322880	Birel Art / Vortex / Vega	6	0:00,129	0:00,040	0:45,473	4	95,0 km/h
5	209	NOMBLLOT, Jean	FRA	CPB SPORT	FRA	119783 232241	SODI / TM / Vega	7	0:00,134	0:00,005	0:45,478	6	95,0 km/h
6	231	MILELL, Noah	SWE	JP Racing	SWE	200007286711 105	Exprit / Vortex / Vega	6	0:00,166	0:00,032	0:45,510	4	94,9 km/h
7	203	PEX, Stan	NLD	SP Motor Sp	NLD	31772 i.b.a.	Kart Republic / TM / Vega	6	0:00,184	0:00,018	0:45,528	6	94,9 km/h
8	221	IGLESIAS, Jérémy	FRA	RS Schumacher Racing Team	DEU	187987 KBF1067587	IPK Praga / IAME / Vega	7	0:00,219	0:00,035	0:45,563	5	94,8 km/h
9	233	LUYET, Samuel	CHE	CRG Holland	NLD	505064 15521	CRG / TM / Vega	7	0:00,275	0:00,056	0:45,619	4	94,7 km/h
10	204	SCHMITZ, Alexander	DEU	Renda Motorsport	ITA	JKAT120614 322880	Tony Kart / Vortex / Vega	6	0:00,413	0:00,138	0:45,757	5	94,4 km/h
11	232	LUYET, Jean	CHE	CRG Holland	NLD	505028 15521	CRG / TM / Vega	7	0:00,461	0:00,048	0:45,805	7	94,3 km/h
12	220	TUBBEN, Max	NLD	CRG Holland	NLD	10197 15521	CRG / TM / Vega	7	0:00,504	0:00,043	0:45,848	5	94,2 km/h
13	251	GIANNONI, Lorenzo	ITA	CPB SPORT	FRA	302413 232241-1	SODI / TM / Vega	6	0:00,516	0:00,012	0:45,860	6	94,2 km/h
14	216	TORNQVIST PERSSON, B	SWE	CRG Holland	NLD	199810314591 15521	CRG / TM / Vega	6	0:00,524	0:00,008	0:45,868	5	94,2 km/h
15	259	SJOKVIST, Isak	SWE	Energy Corse srl	ITA	200108127571 295423	Energy / TM / Vega	7	0:00,535	0:00,011	0:45,879	5	94,2 km/h
16	223	DAVIES, Dylan	NLD	DR SRL	ITA	19701 296449	DR / Modena / Vega	7	0:00,654	0:00,119	0:45,998	7	93,9 km/h
17	262	KÁCOVSKY, Matej	CZE	Kart Republic CZ	CZE	1011 498	Kart Republic / IAME / Vega	6	0:00,681	0:00,027	0:46,025	6	93,9 km/h
18	229	HOLD, Christoph	AUT	Maranello Racing Team	AUT	JK2017 8K003	Maranello / TM / Vega	7	0:00,760	0:00,079	0:46,104	7	93,7 km/h
19	224	ALMEIDA, Rodrigo	MOZ	DR SRL	ITA	010 296449	DR / Modena / Vega	5	0:00,767	0:00,007	0:46,111	4	93,7 km/h
20	256	ZANCHETTA, Marco	ITA	Mach1 Motorsport	DEU	295200 KBF1005514	Mach1 / Modena / Vega	7	0:00,795	0:00,028	0:46,139	6	93,6 km/h
21	288	NEUMANN, Thomas	DEU	Thomas Neumann	DEU	JKB1066455 JKB1066455	CRG / Modena / Vega	7	0:00,839	0:00,044	0:46,183	7	93,5 km/h
22	211	CURTO, Alessio	DEU	Valier Motorsport	DEU	JKC1125805 KBF1063735	SODI / TM / Vega	6	0:00,853	0:00,014	0:46,197	5	93,5 km/h

Rennleitung: Pasquale Lupilo Racedirektor: Horst Seidel
Sportkommissare: Nikolas Spaderna / Ulrich Bell / Paola Acerbi
Techn. Kommissare: Hans-Jürgen Dangers / M. Grasshoff / C. Schmidt
Zeitnahme: KART-DATA timing service Franz Schieszler

Zeitnahme / timekeeping



Control
Franz Schieszler

freigegeben: 11:42:01






DEUTSCHE KART-MEISTERSCHAFT

Round 1: 12 - 14 / 04 / 2019

SOUTH GARDA - LONATO (ITA)



DMSB

DMSB RegNr 97-19

Qualifying practice DSKM (KZ2) Group 2 Group 2


Fahrername Driver	Denner Emilien	Pex Jorrit	Pollini Giacomo	Fusco Giuseppe	Nombiot Jean	Milell Noah	Pex Stan	Iglesias Jérémy	Luyet Samuel	Schmitz Alexander	Luyet Jean	Tubben Max
schnellste Runde in Runde	0:45,344 Rn. 4	0:45,405 Rn. 6	0:45,433 Rn. 4	0:45,473 Rn. 4	0:45,478 Rn. 6	0:45,510 Rn. 4	0:45,528 Rn. 6	0:45,563 Rn. 5	0:45,619 Rn. 4	0:45,757 Rn. 5	0:45,805 Rn. 7	0:45,848 Rn. 5
Speed	95,3 km/h	95,1 km/h	95,1 km/h	95,0 km/h	95,0 km/h	94,9 km/h	94,9 km/h	94,8 km/h	94,7 km/h	94,4 km/h	94,3 km/h	94,2 km/h
Lap 1	0:49,948	0:54,402	0:56,677	0:55,939	0:49,996	0:50,938	0:54,092	0:52,524	0:52,467	0:56,378	0:52,679	0:52,694
Lap 2	0:45,951	0:48,012	0:48,478	0:48,695	0:46,330	0:46,307	0:48,052	0:47,821	0:47,634	0:47,640	0:47,885	0:47,160
Lap 3	0:45,377	0:46,158	0:45,663	0:45,721	0:45,680	0:45,658	0:46,276	0:45,933	0:45,894	0:45,987	0:46,282	0:46,259
Lap 4	<u>0:45,344</u>	0:45,677	<u>0:45,433</u>	<u>0:45,473</u>	0:45,776	<u>0:45,510</u>	0:45,740	0:45,662	<u>0:45,619</u>	0:46,223	0:45,978	0:45,881
Lap 5	0:46,661	0:45,548	0:45,829	0:45,680	0:45,631	0:45,529	0:45,697	<u>0:45,563</u>	0:45,622	<u>0:45,757</u>	0:45,946	<u>0:45,848</u>
Lap 6	0:45,527	<u>0:45,405</u>	0:45,527	0:45,620	<u>0:45,478</u>	0:45,578	<u>0:45,528</u>	0:45,798	0:45,883	0:45,795	0:46,949	0:45,933
Lap 7	0:45,474				0:45,541			0:45,662	0:45,736		<u>0:45,805</u>	0:45,879



DKM



DEUTSCHE KART-MEISTERSCHAFT




Round 1: 12 - 14 / 04 / 2019

SOUTH GARDA - LONATO (ITA)



DMSB RegNr 97-19

Qualifying practice DSKM (KZ2) Group 2 Group 2

Fahrername Driver	Giannoni Lorenzo	Persson Benjamin	Sjokvist Isak	Davies Dylan	Káčovsky Matej	Hold Christoph	Almeida Rodrigo	Zanchetta Marco	Neumann Thomas	Curto Alessio
schnellste Runde in Runde	0:45,860 Rn. 6	0:45,868 Rn. 5	0:45,879 Rn. 5	0:45,998 Rn. 7	0:46,025 Rn. 6	0:46,104 Rn. 7	0:46,111 Rn. 4	0:46,139 Rn. 6	0:46,183 Rn. 7	0:46,197 Rn. 5
Speed	94,2 km/h	94,2 km/h	94,2 km/h	93,9 km/h	93,9 km/h	93,7 km/h	93,7 km/h	93,6 km/h	93,5 km/h	93,5 km/h
Lap 1	0:50,289	0:55,509	0:52,498	0:52,727	0:50,650	0:54,339	0:52,614	0:51,280	0:52,864	0:52,656
Lap 2	0:46,386	0:46,560	0:46,938	0:48,465	0:46,664	0:48,320	0:46,900	0:47,000	0:48,187	0:50,146
Lap 3	0:46,166	0:46,009	0:46,190	0:46,451	0:46,174	0:46,706	0:46,517	0:46,387	0:46,422	0:47,108
Lap 4	0:46,058	0:50,592	0:45,938	0:46,063	0:46,531	0:46,398	0:46,111	0:46,686	0:46,186	0:46,312
Lap 5	0:46,037	0:45,868	0:45,879	0:46,012	0:46,247	0:46,133	0:46,967	0:46,229	0:46,385	0:46,197
Lap 6	0:45,860	0:45,875	0:45,899	0:46,027	0:46,025	0:46,175		0:46,139	0:51,655	0:46,197
Lap 7			0:45,938	0:45,998		0:46,104		0:52,483	0:46,183	





DEUTSCHE KART-MEISTERSCHAFT



Round 1: 12 - 14 / 04 / 2019
SOUTH GARDA - LONATO (ITA)




DMSB RegNr 97-19

Qualifying practice DSKM (K22) Group 2 Group 2

Ziel		Sektion 1		Sektion 2		Sektion 3	
Fahrername	Zeit	Fahrername	Zeit	Fahrername	Zeit	Fahrername	Zeit
1 210 Denner,Emilien	0:45,344	202 Pex,Jorrit	0:17,749	210 Denner,Emilien	0:14,141	202 Pex,Jorrit	0:13,367
2 202 Pex,Jorrit	0:45,405	210 Denner,Emilien	0:17,776	254 Pollini,Giacomo	0:14,150	210 Denner,Emilien	0:13,396
3 254 Pollini,Giacomo	0:45,433	203 Pex,Stan	0:17,795	231 Milell,Noah	0:14,157	231 Milell,Noah	0:13,398
4 257 Fusco,Giuseppe	0:45,473	257 Fusco,Giuseppe	0:17,798	257 Fusco,Giuseppe	0:14,185	203 Pex,Stan	0:13,419
5 209 Nomblot,Jean	0:45,478	254 Pollini,Giacomo	0:17,799	209 Nomblot,Jean	0:14,227	209 Nomblot,Jean	0:13,434
6 231 Milell,Noah	0:45,510	221 Iglesias,Jérémy	0:17,811	221 Iglesias,Jérémy	0:14,247	254 Pollini,Giacomo	0:13,447
7 203 Pex,Stan	0:45,528	209 Nomblot,Jean	0:17,812	233 Luyet,Samuel	0:14,263	221 Iglesias,Jérémy	0:13,452
8 221 Iglesias,Jérémy	0:45,563	233 Luyet,Samuel	0:17,819	202 Pex,Jorrit	0:14,289	233 Luyet,Samuel	0:13,460
9 233 Luyet,Samuel	0:45,619	231 Milell,Noah	0:17,876	204 Schmitz,Alexander	0:14,307	232 Luyet,Jean	0:13,464
10 204 Schmitz,Alexander	0:45,757	251 Giannoni,Lorenzo	0:17,877	203 Pex,Stan	0:14,314	204 Schmitz,Alexander	0:13,466
11 232 Luyet,Jean	0:45,805	204 Schmitz,Alexander	0:17,910	216 Tornqvist Persson,Benjar	0:14,330	257 Fusco,Giuseppe	0:13,469
12 220 Tubben,Max	0:45,848	259 Spokvist,Isak	0:17,927	220 Tubben,Max	0:14,341	216 Tornqvist Persson,Benjar	0:13,496
13 251 Giannoni,Lorenzo	0:45,860	220 Tubben,Max	0:17,931	259 Spokvist,Isak	0:14,351	220 Tubben,Max	0:13,535
14 216 Tornqvist Persson,Benjar	0:45,868	262 Kácovsky,Matej	0:17,948	223 Davies,Dylan	0:14,369	223 Davies,Dylan	0:13,552
15 259 Spokvist,Isak	0:45,879	232 Luyet,Jean	0:17,961	232 Luyet,Jean	0:14,380	288 Neumann,Thomas	0:13,560
16 223 Davies,Dylan	0:45,998	211 Curto,Alessio	0:18,019	251 Giannoni,Lorenzo	0:14,380	259 Spokvist,Isak	0:13,569
17 262 Kácovsky,Matej	0:46,025	216 Tornqvist Persson,Benjar	0:18,023	229 Hold,Christoph	0:14,388	262 Kácovsky,Matej	0:13,570
18 229 Hold,Christoph	0:46,104	223 Davies,Dylan	0:18,030	256 Zanchetta,Marco	0:14,405	229 Hold,Christoph	0:13,577
19 224 Almeida,Rodrigo	0:46,111	288 Neumann,Thomas	0:18,043	224 Almeida,Rodrigo	0:14,417	251 Giannoni,Lorenzo	0:13,602
20 256 Zanchetta,Marco	0:46,139	256 Zanchetta,Marco	0:18,082	262 Kácovsky,Matej	0:14,439	256 Zanchetta,Marco	0:13,602
21 288 Neumann,Thomas	0:46,183	229 Hold,Christoph	0:18,085	211 Curto,Alessio	0:14,493	224 Almeida,Rodrigo	0:13,605
22 211 Curto,Alessio	0:46,197	224 Almeida,Rodrigo	0:18,089	288 Neumann,Thomas	0:14,508	211 Curto,Alessio	0:13,630







DEUTSCHE KART-MEISTERSCHAFT

Round 1: 12 - 14 / 04 / 2019

SOUTH GARDA - LONATO (ITA)

DMSB

DMSB RegNr 97-19

Qualifying practice DSKM (KZ2) Group 2 Group 2

Die schnellsten Zeiten

Ort	Nr. Fahrername	Zeit	Streckenkil.	Ø Speed
Ziel	210 Denner, Emilien	0:45,344	1200 m	95,3 km/h
Sektion 1	202 Pex, Jorrit	0:17,749	531 m	107,7 km/h
Sektion 2	210 Denner, Emilien	0:14,141	390 m	99,3 km/h
Sektion 3	202 Pex, Jorrit	0:13,367	279 m	75,1 km/h

	Stmr.210 Denner,Emilien FRA CPB SPORT	Stmr.202 Pex,Jorrit NLD SP Motor Sport	Stmr.254 Pollini,Giacomo ITA N.G.M. MOTORSPO	Stmr.257 Fusco,Giuseppe ITA Renda motorsport	Stmr.209 Nombrot,Jean FRA CPB SPORT
	theoretisch mögliche Bestzeit 0:45,313	theoretisch mögliche Bestzeit 0:45,405	theoretisch mögliche Bestzeit 0:45,396	theoretisch mögliche Bestzeit 0:45,452	theoretisch mögliche Bestzeit 0:45,473
best	Ziel Sektion 1 0:17,776	Ziel Sektion 1 0:17,749	Ziel Sektion 1 0:17,799	Ziel Sektion 1 0:17,798	Ziel Sektion 1 0:17,812
	Sektion 2 0:14,141	Sektion 2 0:14,289	Sektion 2 0:14,150	Sektion 2 0:14,185	Sektion 2 0:14,227
	Sektion 3 0:13,396	Sektion 3 0:13,367	Sektion 3 0:13,447	Sektion 3 0:13,469	Sektion 3 0:13,434
Runde 1	0:49,948	0:21,340	0:56,677	0:55,939	0:49,996
Runde 2	0:45,951	0:18,878	0:48,478	0:48,695	0:46,330
Runde 3	0:45,377	0:16,158	0:45,663	0:45,721	0:45,680
Runde 4	0:45,344	0:14,172	0:45,433	0:45,473	0:45,776
Runde 5	0:46,661	0:17,778	0:45,829	0:45,680	0:45,631
Runde 6	0:45,527	0:17,837	0:45,527	0:45,620	0:45,478
Runde 7	0:45,474	0:17,890	0:45,527	0:45,620	0:45,541
	0:14,141	0:14,289	0:14,150	0:14,320	0:14,227
	0:13,443	0:13,367	0:13,474	0:13,469	0:13,455






DEUTSCHE KART-MEISTERSCHAFT

Round 1: 12 - 14 / 04 / 2019

SOUTH GARDA - LONATO (ITA)

DMSB

DMSB RegNr 97-19

Qualifying practice DSKM (KZ2) Group 2 Group 2

Die schnellsten Zeiten

Ort	Nr. Fahrername	Zeit	Streckentl.	Ø Speed
Ziel	210 Denner, Emilien	0:45,344	1200 m	95,3 km/h
Sektion 1	202 Pex, Jorrit	0:17,749	531 m	107,7 km/h
Sektion 2	210 Denner, Emilien	0:14,141	390 m	99,3 km/h
Sektion 3	202 Pex, Jorrit	0:13,367	279 m	75,1 km/h

	Smr.231 Milell,Noah SWE JP Racing	Smr.203 Pex,Stan NLD SP Motor Sp	Smr.221 Iglesias,Jérémy FRA RS Schumacher Racing Team	Smr.233 Luyet,Samuel CHE CRG Holland	Smr.204 Schmitz,Alexander DEU Renda Motorsport
	theoretisch mögliche Bestzeit 0:45,431	theoretisch mögliche Bestzeit 0:45,528	theoretisch mögliche Bestzeit 0:45,510	theoretisch mögliche Bestzeit 0:45,542	theoretisch mögliche Bestzeit 0:45,683
best	Ziel Sektion 1 Sektion 2 Sektion 3 0:45,510 0:17,876 0:14,157 0:13,398	Ziel Sektion 1 Sektion 2 Sektion 3 0:45,528 0:17,795 0:14,314 0:13,419	Ziel Sektion 1 Sektion 2 Sektion 3 0:45,563 0:17,811 0:14,247 0:13,452	Ziel Sektion 1 Sektion 2 Sektion 3 0:45,619 0:17,819 0:14,263 0:13,460	Ziel Sektion 1 Sektion 2 Sektion 3 0:45,757 0:17,910 0:14,307 0:13,466
Runde 1	0:50,938 0:21,651 0:15,401 0:13,886	0:54,092 0:21,730 0:17,242 0:15,120	0:52,524 0:21,725 0:16,435 0:14,364	0:52,467 0:21,544 0:16,481 0:14,442	0:56,378 0:24,756 0:17,207 0:14,415
Runde 2	0:46,307 0:18,229 0:14,493 0:13,585	0:48,052 0:18,979 0:15,095 0:13,978	0:47,821 0:19,290 0:14,742 0:13,789	0:47,634 0:18,986 0:14,877 0:13,771	0:47,640 0:18,731 0:15,040 0:13,869
Runde 3	0:45,658 0:17,918 0:14,238 0:13,502	0:46,276 0:18,030 0:14,598 0:13,648	0:45,933 0:18,061 0:14,311 0:13,561	0:45,894 0:17,998 0:14,322 0:13,574	0:45,987 0:18,066 0:14,347 0:13,574
Runde 4	0:45,510 0:17,880 0:14,232 0:13,398	0:45,740 0:17,845 0:14,341 0:13,554	0:45,662 0:17,887 0:14,247 0:13,528	0:45,619 0:17,819 0:14,340 0:13,460	0:46,223 0:18,022 0:14,416 0:13,785
Runde 5	0:45,529 0:17,876 0:14,232 0:13,421	0:45,697 0:17,829 0:14,328 0:13,540	0:45,563 0:17,811 0:14,269 0:13,483	0:45,622 0:17,864 0:14,263 0:13,495	0:45,757 0:17,910 0:14,307 0:13,540
Runde 6	0:45,578 0:17,953 0:14,157 0:13,468	0:45,528 0:17,795 0:14,314 0:13,419	0:45,798 0:18,013 0:14,332 0:13,453	0:45,883 0:18,009 0:14,408 0:13,466	0:45,795 0:17,981 0:14,348 0:13,466
Runde 7			0:45,662 0:17,930 0:14,280 0:13,452	0:45,736 0:17,921 0:14,312 0:13,503	






DEUTSCHE KART-MEISTERSCHAFT

Round 1: 12 - 14 / 04 / 2019

SOUTH GARDA - LONATO (ITA)



DMSB RegNr 97-19

Qualifying practice DSKM (KZ2) Group 2 Group 2

Die schnellsten Zeiten

Ort	Nr. Fahrername	Zeit	Streckenkil.	Ø Speed
Ziel	210 Denner, Emilien	0:45,344	1200 m	95,3 km/h
Sektion 1	202 Pex, Jorrit	0:17,749	531 m	107,7 km/h
Sektion 2	210 Denner, Emilien	0:14,141	390 m	99,3 km/h
Sektion 3	202 Pex, Jorrit	0:13,367	279 m	75,1 km/h

	Snr.232 Luyet,Jeann CHE CRG Holland	Snr.220 Tubben,Max NLD CRG Holland	Snr.251 Giannoni,Lorenzo ITA CPB SPORT	Snr.216 Tornqvist Persson,Benjamin SWE CRG Holland	Snr.259 Sjökvist,Isak SWE Energy Corse srl
	theoretisch mögliche Bestzeit 0:45,805	theoretisch mögliche Bestzeit 0:45,807	theoretisch mögliche Bestzeit 0:45,859	theoretisch mögliche Bestzeit 0:45,849	theoretisch mögliche Bestzeit 0:45,847
best	Ziel Sektion 1 Sektion 2 Sektion 3 0:45,805 0:17,961 0:14,380 0:13,464	Ziel Sektion 1 Sektion 2 Sektion 3 0:45,848 0:17,931 0:14,341 0:13,535	Ziel Sektion 1 Sektion 2 Sektion 3 0:45,860 0:17,877 0:14,380 0:13,602	Ziel Sektion 1 Sektion 2 Sektion 3 0:45,868 0:18,023 0:14,330 0:13,496	Ziel Sektion 1 Sektion 2 Sektion 3 0:45,879 0:17,927 0:14,351 0:13,569
Runde 1	0:52,679 0:22,074 0:15,999 0:14,606	0:52,694 0:21,703 0:16,196 0:14,795	0:50,289 0:20,952 0:15,417 0:13,970	0:55,509 0:26,028 0:15,477 0:14,004	0:52,498 0:21,646 0:16,117 0:14,735
Runde 2	0:47,885 0:19,234 0:14,907 0:13,744	0:47,160 0:18,676 0:14,613 0:13,871	0:46,386 0:18,210 0:14,487 0:13,689	0:46,560 0:18,441 0:14,491 0:13,628	0:46,938 0:18,420 0:14,647 0:13,871
Runde 3	0:46,282 0:18,146 0:14,532 0:13,604	0:46,259 0:18,067 0:14,463 0:13,729	0:46,166 0:18,049 0:14,462 0:13,655	0:46,009 0:18,055 0:14,365 0:13,589	0:46,190 0:18,085 0:14,385 0:13,720
Runde 4	0:45,978 0:18,060 0:14,425 0:13,493	0:45,881 0:17,994 0:14,349 0:13,538	0:46,058 0:17,969 0:14,487 0:13,602	0:50,592 0:18,072 0:18,024 0:14,496	0:45,938 0:17,992 0:14,377 0:13,569
Runde 5	0:45,946 0:18,057 0:14,409 0:13,480	0:45,848 0:17,955 0:14,341 0:13,552	0:46,037 0:17,946 0:14,450 0:13,641	0:45,868 0:18,042 0:14,330 0:13,496	0:45,879 0:17,927 0:14,372 0:13,580
Runde 6	0:46,949 0:18,306 0:15,120 0:13,523	0:45,933 0:17,970 0:14,428 0:13,535	0:45,860 0:17,877 0:14,380 0:13,603	0:45,875 0:18,023 0:14,350 0:13,502	0:45,899 0:17,954 0:14,351 0:13,594
Runde 7	0:45,805 0:17,961 0:14,380 0:13,464	0:45,879 0:17,931 0:14,405 0:13,543			0:45,938 0:17,967 0:14,381 0:13,590






DEUTSCHE KART-MEISTERSCHAFT

Round 1: 12 - 14 / 04 / 2019

SOUTH GARDA - LONATO (ITA)



DMSB

DMSB RegNr 97-19

Qualifying practice DSKM (KZ2) Group 2 Group 2

Die schnellsten Zeiten

Ort	Nr. Fahrername	Zeit	Streckenl.	ø Speed
Ziel	210 Denner, Emilien	0:45,344	1200 m	95,3 km/h
Sektion 1	202 Pex, Jorrit	0:17,749	531 m	107,7 km/h
Sektion 2	210 Denner, Emilien	0:14,141	390 m	99,3 km/h
Sektion 3	202 Pex, Jorrit	0:13,367	279 m	75,1 km/h

	Stm.223 Davies,Dylan NLD DR SRL	Stm.262 Kátovský,Matej CZE Kart Republic CZ	Stm.229 Hold,Christoph AUT Maranello Racing Team	Stm.224 Almeida,Rodrigo MOZ DR SRL	Stm.256 Zanchetta,Marco ITA Mach1 Motorsport
	theoretisch mögliche Bestzeit 0:45,951	theoretisch mögliche Bestzeit 0:45,957	theoretisch mögliche Bestzeit 0:46,050	theoretisch mögliche Bestzeit 0:46,111	theoretisch mögliche Bestzeit 0:46,089
best	Ziel Sektion 1 Sektion 2 Sektion 3 0:45,998 0:18,030 0:14,369 0:13,552	Ziel Sektion 1 Sektion 2 Sektion 3 0:46,025 0:17,948 0:14,439 0:13,570	Ziel Sektion 1 Sektion 2 Sektion 3 0:46,104 0:18,085 0:14,388 0:13,577	Ziel Sektion 1 Sektion 2 Sektion 3 0:46,111 0:18,089 0:14,417 0:13,605	Ziel Sektion 1 Sektion 2 Sektion 3 0:46,139 0:18,082 0:14,405 0:13,602
Runde 1	0:52,727 0:21,637 0:16,376 0:14,714	0:50,650 0:20,966 0:15,611 0:14,073	0:54,339 0:23,117 0:16,704 0:14,518	0:52,614 0:21,882 0:15,897 0:14,835	0:51,280 0:20,626 0:15,772 0:14,882
Runde 2	0:48,465 0:18,981 0:14,820 0:14,664	0:46,664 0:18,270 0:14,562 0:13,832	0:48,320 0:19,326 0:15,036 0:13,958	0:46,900 0:18,412 0:14,576 0:13,912	0:47,000 0:18,678 0:14,580 0:13,742
Runde 3	0:46,451 0:18,204 0:14,499 0:13,748	0:46,174 0:18,048 0:14,439 0:13,687	0:46,706 0:18,292 0:14,668 0:13,746	0:46,517 0:18,223 0:14,469 0:13,825	0:46,387 0:18,247 0:14,514 0:13,626
Runde 4	0:46,063 0:18,030 0:14,401 0:13,632	0:46,531 0:17,948 0:14,846 0:13,737	0:46,398 0:18,211 0:14,518 0:13,669	0:46,111 0:18,089 0:14,417 0:13,605	0:46,686 0:18,617 0:14,467 0:13,602
Runde 5	0:46,012 0:18,042 0:14,369 0:13,601	0:46,247 0:18,041 0:14,518 0:13,688	0:46,133 0:18,085 0:14,438 0:13,610	0:46,967 0:18,627 0:14,640 0:13,700	0:46,229 0:18,138 0:14,447 0:13,644
Runde 6	0:46,027 0:18,049 0:14,384 0:13,594	0:46,025 0:17,983 0:14,472 0:13,570	0:46,175 0:18,173 0:14,388 0:13,614		0:46,139 0:18,082 0:14,405 0:13,652
Runde 7	0:45,998 0:18,045 0:14,401 0:13,552		0:46,104 0:18,099 0:14,428 0:13,577		0:52,483 0:18,933 0:18,119 0:15,431



DMSB RegNr 97-19

Qualifying practice DSKM (KZ2) Group 2 Group 2

Die schnellsten Zeiten					
Ort	Nr. Fahrername	Zeit	Streckenkil.	Ø Speed	
Ziel	210 Denner, Emilien	0:45,344	1200 m	95,3 km/h	
Sektion 1	202 Pex, Jorrit	0:17,749	531 m	107,7 km/h	
Sektion 2	210 Denner, Emilien	0:14,141	390 m	99,3 km/h	
Sektion 3	202 Pex, Jorrit	0:13,367	279 m	75,1 km/h	

best	Snr.288 Neumann, Thomas DEU			Snr.211 Curto, Alessio DEU			Ziel	Sektion 1	Sektion 2	Sektion 3	Ziel	Sektion 1	Sektion 2	Sektion 3
	theoretisch mögliche Bestzeit	Sektion 1	Sektion 2	Sektion 3	theoretisch mögliche Bestzeit	Sektion 1								
Runde 1	0:52,864	0:21,548	0:16,597	0:14,719	0:52,656	0:20,922	0:16,000	0:15,734						
Runde 2	0:48,187	0:19,019	0:15,202	0:13,966	0:50,146	0:18,623	0:14,784	0:16,739						
Runde 3	0:46,422	0:18,192	0:14,572	0:13,658	0:47,108	0:18,741	0:14,629	0:13,738						
Runde 4	0:46,186	0:18,043	0:14,535	0:13,608	0:46,312	0:18,149	0:14,493	0:13,670						
Runde 5	0:46,385	0:18,107	0:14,661	0:13,617	0:46,197	0:18,019	0:14,527	0:13,651						
Runde 6	0:51,655	0:22,137	0:15,468	0:14,050	0:46,197	0:18,066	0:14,501	0:13,630						
Runde 7	0:46,183	0:18,115	0:14,508	0:13,560										

Qualifying practice DSKM (K22) Group 1 Group 1

Strecke / track: 1200m

started: 22 classified: 22 not classified: 0

Pos	Stf. Nr.	Fahrer / Driver	Nation	Bewerber/Sponsor	Nation	Lizenz	Chassis/Motor/Reifen	Runden Laps	Differenz	Abstand Gap	beste Runde best Lap	in N. in L.	Beschw. e Speed
1	201	FEDERER, Fabian	ITA	SRP Racing Team	DEU	353642 KBF1156791	Maranello / TM / Vega	6			0:45,192	4	95,6 km/h
2	234	LONGHI, Riccardo	ITA	BIREL ART RACING KSW	AUT	i.b.a. BK102	Birel Art / TM / Vega	6	0:00,031	0:00,031	0:45,223	4	95,5 km/h
3	222	PAUL, Maximilian	DEU	DR SRL	ITA	IKB1140084 296449	DR / Modena / Vega	6	0:00,382	0:00,351	0:45,574	6	94,8 km/h
4	235	MARSEGLIA, Leonardo G	ITA	BIREL ART RACING KSW	AUT	336013 BK102	Birel Art / TM / Vega	6	0:00,435	0:00,053	0:45,627	6	94,7 km/h
5	255	BACIUSKA, Rokas	LTU	CPB SPORT	FRA	2019-KIB40 232241-1	SODI / TM / Vega	6	0:00,447	0:00,012	0:45,639	6	94,7 km/h
6	219	SJÖBERG, Jesper	SWE	CRG Holland	IND	19991002005 15521	CRG / TM / Vega	6	0:00,464	0:00,017	0:45,656	4	94,6 km/h
7	215	MATISIC, André	DEU	Salgar Motorsport	DEU	IKB1083048 1079882	Birel Art / TM / Vega	6	0:00,605	0:00,141	0:45,797	6	94,3 km/h
8	227	HORN, Moritz	DEU	TB Racing Team	DEU	IKB1132818 KBF1116906	KR / TM / Vega	6	0:00,641	0:00,036	0:45,833	6	94,3 km/h
9	260	ROSATI, Fabrizio	ITA	SRP Racing Team	DEU	366705 KBF1156791	Maranello / TM / Vega	5	0:00,650	0:00,009	0:45,842	4	94,2 km/h
10	225	TALAS, Jakub	CZE	JOKA RACING	CZE	19AS0135 19AT01111	Birel Art / TM / Vega	6	0:00,652	0:00,002	0:45,844	4	94,2 km/h
11	207	GUSTAVSSON, Viktor	SWE	JP Racing	SWE	200404010151 105	Exprit / Vortex / Vega	6	0:00,695	0:00,043	0:45,887	5	94,1 km/h
12	277	JAVUREK, Dominik	CZE	JOKA RACING	CZE	19AS0193 19AT01111	Birel Art / TM / Vega	6	0:00,770	0:00,075	0:45,962	6	94,0 km/h
13	212	RATL, Cyril	CHE	Kart-Club Oerlikon	CHE	505053 500006	CRG / TM / Vega	6	0:00,822	0:00,052	0:46,014	6	93,9 km/h
14	230	TONTERI, Paavo	FIN	TB Racing Team	DEU	31303491 KBF1116906	KR / IAME / Vega	6	0:00,861	0:00,039	0:46,053	6	93,8 km/h
15	252	KALLASMAA, Kaspar	EST	Kaspar Kallasmaa	EST	K916 E115	Energy / TM / Vega	6	0:00,873	0:00,012	0:46,065	5	93,8 km/h
16	208	MROSEK, Michael	DEU	Team AK-Racing	AUT	IKC1131164 BK005	Intrepid / TM / Vega	7	0:00,877	0:00,004	0:46,069	6	93,8 km/h
17	226	NETIAGOVSKII, Daniel	CZE	GREGOR KART S.R.O.	CZE	19AS0200 19AT00491	CRG / TM / Vega	6	0:00,912	0:00,035	0:46,104	6	93,7 km/h
18	236	LANG, Hannah	GBR	MK Racing	GBR	212874 273486	Tony Kart / Vortex / Vega	7	0:00,988	0:00,076	0:46,180	7	93,5 km/h
19	217	KARLSHØJ, Lasse	DNK	LE Racing Eddie Le Fevre	DNK	40346 39981	Kosmic / Vortex / Vega	7	0:01,058	0:00,070	0:46,250	7	93,4 km/h
20	206	WEBER, Stefan	DEU	Kartshop Ampfing	DEU	IKB1104391 KBF1108764	Kosmic / TM / Vega	7	0:01,128	0:00,070	0:46,320	7	93,3 km/h
21	218	JOHANSSON, Andreas	SWE	CRG Holland	IND	19990722587 15521	CRG / TM / Vega	6	0:01,132	0:00,004	0:46,324	5	93,3 km/h
22	213	LUNDBERG, Douglas	SWE	Bamberger Karttracing	DEU	19910917405 KBF1197896	Luxor / LKE / Vega	0					

Rennleitung: Pasquale Lupilo Racedirektor: Horst Seidel
 Sportkommissare: Nikolas Spaderna / Ulrich Bell / Paola Acerbi
 Techn. Kommissare: Hans-Jürgen Dangers / M. Grasshoff / C. Schmidt
 Zeitnahme: KART-DATA timing service Franz Schieszler

Zeitnahme / timekeeping

Control 
 Franz Schieszler

freigegeben: 11:28:48



DSKM



DEUTSCHE KART-MEISTERSCHAFT




Round 1: 12 - 14 / 04 / 2019





SOUTH GARDA - LONATO (ITA)



DMSB RegNr 97-19

Qualifying practice DSKM (KZ2) Group 1 Group 1

Fahrername Driver	Federer Fabian	Longhi Riccardo	Paul Maximilian	Leonardo Giuseppe	Baciuska Rokas	Sjöberg Jesper	Matfisc André	Horn Moritz	Rosati Fabrizio	Talas Jakub	Gustavsson Viktor	Javurek Dominik
schleunigste Runde in Runde	0:45,192 Rn. 4	0:45,223 Rn. 4	0:45,574 Rn. 6	0:45,627 Rn. 6	0:45,639 Rn. 6	0:45,656 Rn. 4	0:45,797 Rn. 6	0:45,833 Rn. 6	0:45,842 Rn. 4	0:45,844 Rn. 4	0:45,887 Rn. 5	0:45,962 Rn. 6
Speed	95,6 km/h	95,5 km/h	94,8 km/h	94,7 km/h	94,7 km/h	94,6 km/h	94,3 km/h	94,3 km/h	94,2 km/h	94,2 km/h	94,1 km/h	94,0 km/h
Lap 1	0:49,434	0:48,327	0:49,118	0:48,941	0:48,882	0:48,656	0:53,048	0:53,525	0:49,143	0:52,072	0:49,986	0:48,915
Lap 2	0:46,457	0:45,930	0:46,454	0:46,561	0:46,578	0:46,517	0:47,018	0:53,110	0:46,121	0:46,586	0:46,527	0:47,265
Lap 3	0:46,061	0:45,403	0:46,085	0:49,254	0:45,951	0:45,983	0:46,309	0:47,205	0:47,335	0:46,044	0:46,579	0:46,390
Lap 4	0:45,192	0:45,223	0:45,658	0:45,699	0:45,982	0:45,656	0:45,881	0:46,185	0:45,842	0:45,844	0:46,074	0:46,118
Lap 5	0:46,717	0:45,286	0:47,004	0:45,791	0:45,972	0:53,281	0:45,840	0:45,876	0:46,071	0:45,962	0:45,887	0:46,027
Lap 6	0:45,341	0:48,801	0:45,574	0:45,627	0:45,639	0:46,037	0:45,797	0:45,833		0:45,847	0:45,978	0:45,962
Lap 7												

DEUTSCHE KART-MEISTERSCHAFT

Round 1: 12 - 14 / 04 / 2019

SOUTH GARDA - LONATO (ITA)

DMSB

DMSB RegNr 97-19

Qualifying practice **DSKM (KZ2) Group 1 Group 1**

Fahrername Driver	Ratl Cyril	Tonteri Paavo	Kallasmaa Kaspar	Mrosek Michael	Netriagovskii Daniel	Lang Hannah	Karlshøj Lasse	Weber Stefan	Johansson Andreas	Lundberg Douglas
schnellste Runde in Runde	0:46,014 Rn. 6	0:46,053 Rn. 6	0:46,065 Rn. 5	0:46,069 Rn. 6	0:46,104 Rn. 6	0:46,180 Rn. 7	0:46,250 Rn. 7	0:46,320 Rn. 7	0:46,324 Rn. 5	
Speed	93,9 km/h	93,8 km/h	93,8 km/h	93,8 km/h	93,7 km/h	93,5 km/h	93,4 km/h	93,3 km/h	93,3 km/h	
Lap 1	0:53,593	0:52,365	0:50,020	0:54,091	0:48,246	0:57,405	0:50,621	0:54,080	0:49,059	
Lap 2	0:47,022	0:47,511	0:47,028	0:49,133	0:46,820	0:48,500	0:47,646	0:49,633	0:46,864	
Lap 3	0:46,477	0:46,628	0:46,563	0:46,778	0:50,046	0:46,872	0:46,571	0:47,211	0:46,644	
Lap 4	0:46,141	0:47,312	0:46,396	0:46,361	0:46,198	0:46,575	0:46,285	0:46,640	0:46,523	
Lap 5	0:46,055	0:46,097	0:46,065	0:46,214	0:46,166	0:46,509	0:46,381	0:46,663	0:46,324	
Lap 6	0:46,014	0:46,053	0:46,155	0:46,069	0:46,104	0:46,350	0:46,307	0:47,102	0:46,375	
Lap 7				0:46,186	0:46,180		0:46,250	0:46,320		





DEUTSCHE KART-MEISTERSCHAFT



Round 1: 12 - 14 / 04 / 2019
SOUTH GARDA - LONATO (ITA)




DMSB RegNr 97-19

Qualifying practice DSKM (K22) Group 1 Group 1

Ziel		Sektion 1		Sektion 2		Sektion 3	
Fahrename	Zeit	Fahrename	Zeit	Fahrename	Zeit	Fahrename	Zeit
1 201 Federer,Fabian	0:45,192	201 Federer,Fabian	0:17,643	201 Federer,Fabian	0:14,167	234 Longhi,Ricardo	0:13,279
2 234 Longhi,Ricardo	0:45,223	234 Longhi,Ricardo	0:17,733	234 Longhi,Ricardo	0:14,177	201 Federer,Fabian	0:13,382
3 222 Paul,Maximilian	0:45,574	235 Marseglia,Leonardo Gius	0:17,809	222 Paul,Maximilian	0:14,252	235 Marseglia,Leonardo Gius	0:13,417
4 235 Marseglia,Leonardo Gius	0:45,627	222 Paul,Maximilian	0:17,823	255 Baciуска,Rokas	0:14,296	219 Sjöberg,Jesper	0:13,456
5 255 Baciуска,Rokas	0:45,639	219 Sjöberg,Jesper	0:17,846	225 Talas,Jakub	0:14,311	225 Talas,Jakub	0:13,473
6 219 Sjöberg,Jesper	0:45,656	255 Baciуска,Rokas	0:17,849	219 Sjöberg,Jesper	0:14,330	215 Matisic,André	0:13,475
7 215 Matisic,André	0:45,797	230 Tonteri,Paavo	0:17,904	215 Matisic,André	0:14,330	222 Paul,Maximilian	0:13,478
8 227 Horn,Moritz	0:45,833	252 Kallasmaa,Kaspar	0:17,951	260 Rosati,Fabrizio	0:14,331	255 Baciуска,Rokas	0:13,494
9 260 Rosati,Fabrizio	0:45,842	227 Horn,Moritz	0:17,954	227 Horn,Moritz	0:14,332	260 Rosati,Fabrizio	0:13,509
10 225 Talas,Jakub	0:45,844	215 Matisic,André	0:17,964	207 Gustavsson,Viktor	0:14,335	207 Gustavsson,Viktor	0:13,514
11 207 Gustavsson,Viktor	0:45,887	260 Rosati,Fabrizio	0:17,974	235 Marseglia,Leonardo Gius	0:14,379	277 Javurek,Dominik	0:13,514
12 277 Javurek,Dominik	0:45,962	207 Gustavsson,Viktor	0:17,988	208 Mrosek,Michael	0:14,391	227 Horn,Moritz	0:13,529
13 212 Rati,Cyrl	0:46,014	277 Javurek,Dominik	0:17,996	277 Javurek,Dominik	0:14,419	212 Rati,Cyrl	0:13,536
14 230 Tonteri,Paavo	0:46,053	212 Rati,Cyrl	0:18,015	230 Tonteri,Paavo	0:14,421	236 Lang,Hannah	0:13,554
15 252 Kallasmaa,Kaspar	0:46,065	225 Talas,Jakub	0:18,021	212 Rati,Cyrl	0:14,431	208 Mrosek,Michael	0:13,560
16 208 Mrosek,Michael	0:46,069	226 Netiagovskii,Daniel	0:18,050	226 Netiagovskii,Daniel	0:14,442	206 Weber,Stefan	0:13,591
17 226 Netiagovskii,Daniel	0:46,104	218 Johansson,Andreas	0:18,063	252 Kallasmaa,Kaspar	0:14,456	218 Johansson,Andreas	0:13,611
18 236 Lang,Hannah	0:46,180	208 Mrosek,Michael	0:18,084	217 Karishøj,Lasse	0:14,462	226 Netiagovskii,Daniel	0:13,612
19 217 Karishøj,Lasse	0:46,250	236 Lang,Hannah	0:18,094	218 Johansson,Andreas	0:14,491	252 Kallasmaa,Kaspar	0:13,624
20 206 Weber,Stefan	0:46,320	217 Karishøj,Lasse	0:18,114	236 Lang,Hannah	0:14,504	230 Tonteri,Paavo	0:13,634
21 218 Johansson,Andreas	0:46,324	206 Weber,Stefan	0:18,208	206 Weber,Stefan	0:14,521	217 Karishøj,Lasse	0:13,635
22 213 Lundberg,Douglas		213 Lundberg,Douglas	58:24,205	213 Lundberg,Douglas	0:36,363	213 Lundberg,Douglas	






DEUTSCHE KART-MEISTERSCHAFT

Round 1: 12 - 14 / 04 / 2019

SOUTH GARDA - LONATO (ITA)

DMSB RegNr 97-19

Qualifying practice DSKM (KZ2) Group 1 Group 1

Die schnellsten Zeiten

Ort	Nr. Fahrername	Zeit	Streckenl.	Ø Speed
Ziel	201 Federer, Fabian	0:45,192	1200 m	95,6 km/h
Sektion 1	201 Federer, Fabian	0:17,643	531 m	108,3 km/h
Sektion 2	201 Federer, Fabian	0:14,167	390 m	99,1 km/h
Sektion 3	234 Longhi, Riccardo	0:13,279	279 m	75,6 km/h

	Smr.201 Federer, Fabian ITA SRP Racing Team	Smr.234 Longhi, Riccardo ITA BIREL-ART RACING KSW	Smr.222 Paul, Maximilian DEU DR SRL	Smr.235 Marseglia, Leonardo Giuseppe ITA BIREL-ART RACING KSW	Smr.255 Baciuska, Rokas LTU CPB SPORT
best	theoretisch mögliche Bestzeit 0:45,192 Ziel Sektion 1 Sektion 2 Sektion 3 0:45,192 0:17,643 0:14,167 0:13,382	theoretisch mögliche Bestzeit 0:45,189 Ziel Sektion 1 Sektion 2 Sektion 3 0:45,223 0:17,733 0:14,177 0:13,279	theoretisch mögliche Bestzeit 0:45,553 Ziel Sektion 1 Sektion 2 Sektion 3 0:45,574 0:17,823 0:14,252 0:13,478	theoretisch mögliche Bestzeit 0:45,605 Ziel Sektion 1 Sektion 2 Sektion 3 0:45,627 0:17,809 0:14,379 0:13,417	theoretisch mögliche Bestzeit 0:45,639 Ziel Sektion 1 Sektion 2 Sektion 3 0:45,639 0:17,849 0:14,296 0:13,494
Runde 1	0:49,434 0:19,949 0:15,398 0:14,087	0:48,327 0:19,460 0:15,096 0:13,771	0:49,118 0:19,717 0:15,297 0:14,104	0:48,941 0:20,066 0:15,072 0:13,803	0:48,882 0:19,472 0:15,259 0:14,151
Runde 2	0:46,457 0:18,333 0:14,456 0:13,668	0:45,930 0:18,159 0:14,328 0:13,443	0:46,454 0:18,374 0:14,409 0:13,671	0:46,561 0:18,166 0:14,698 0:13,697	0:46,578 0:18,397 0:14,486 0:13,695
Runde 3	0:46,061 0:17,963 0:14,556 0:13,542	0:45,403 0:17,812 0:14,259 0:13,332	0:46,085 0:17,916 0:14,560 0:13,609	0:49,254 0:18,110 0:17,433 0:13,711	0:45,951 0:17,973 0:14,463 0:13,515
Runde 4	0:45,192 0:17,643 0:14,167 0:13,382	0:45,223 0:17,767 0:14,177 0:13,279	0:45,658 0:17,874 0:14,252 0:13,532	0:45,699 0:17,901 0:14,381 0:13,417	0:45,982 0:17,923 0:14,512 0:13,547
Runde 5	0:46,717 0:18,714 0:14,550 0:13,453	0:45,286 0:17,733 0:14,210 0:13,343	0:47,004 0:18,178 0:14,610 0:14,216	0:45,791 0:17,809 0:14,502 0:13,480	0:45,972 0:17,907 0:14,529 0:13,536
Runde 6	0:45,341 0:17,692 0:14,243 0:13,406	0:48,801 0:17,905 0:16,632 0:14,264	0:45,574 0:17,823 0:14,273 0:13,478	0:45,627 0:17,810 0:14,379 0:13,438	0:45,639 0:17,849 0:14,296 0:13,494
Runde 7					





DEUTSCHE KART-MEISTERSCHAFT

Round 1: 12 - 14 / 04 / 2019

SOUTH GARDA - LONATO (ITA)




DMSB

DMSB RegNr 97-19

Qualifying practice DS KM (KZ2) Group 1 Group 1

Die schnellsten Zeiten

Ort	Nr. Fahrername	Zeit	Streckenl.	Ø Speed
Ziel	201 Federer, Fabian	0:45,192	1200 m	95,6 km/h
Sektion 1	201 Federer, Fabian	0:17,643	531 m	108,3 km/h
Sektion 2	201 Federer, Fabian	0:14,167	390 m	99,1 km/h
Sektion 3	234 Longhi, Riccardo	0:13,279	279 m	75,6 km/h

	Smr.219 Sjöberg, Jesper SWE CRG Holland	Smr.215 Maticic, André DEU Solgat Motorsport	Smr.227 Horn, Moritz DEU TB Racing Team	Smr.260 Rosati, Fabrizio ITA SRP Racing Team	Smr.225 Talas, Jakob CZE JOKA RACING
	theoretisch mögliche Bestzeit 0:45,632	theoretisch mögliche Bestzeit 0:45,769	theoretisch mögliche Bestzeit 0:45,815	theoretisch mögliche Bestzeit 0:45,814	theoretisch mögliche Bestzeit 0:45,805
best	Ziel 0:45,656	Ziel 0:45,797	Ziel 0:45,833	Ziel 0:45,842	Ziel 0:45,844
Runde 1	0:48,656	0:53,048	0:53,525	0:49,143	0:52,072
Runde 2	0:46,517	0:47,018	0:53,110	0:46,121	0:46,586
Runde 3	0:45,983	0:46,309	0:47,205	0:47,335	0:46,044
Runde 4	0:45,656	0:45,881	0:46,185	0:45,842	0:45,844
Runde 5	0:53,281	0:45,840	0:45,876	0:46,071	0:45,962
Runde 6	0:46,037	0:45,797	0:45,833	0:46,071	0:45,847
Runde 7	0:17,909	0:14,330	0:17,954	0:18,045	0:18,021
	0:14,610	0:13,475	0:14,332	0:13,695	0:14,381
	0:13,518	0:13,529	0:13,547	0:13,509	0:14,353
	0:14,074	0:14,948	0:15,016	0:13,843	0:13,979
	0:13,651	0:13,787	0:15,379	0:13,617	0:13,696
	0:13,533	0:13,544	0:13,712	0:13,654	0:13,511
	0:13,456	0:13,499	0:13,629	0:13,509	0:13,489
	0:15,857	0:13,529	0:14,345	0:14,331	0:13,524
	0:14,610	0:13,475	0:14,332	0:14,331	0:14,311
	0:14,074	0:13,475	0:13,529	0:13,509	0:13,473






DEUTSCHE KART-MEISTERSCHAFT

Round 1: 12 - 14 / 04 / 2019

SOUTH GARDA - LONATO (ITA)



DMSB RegNr 97-19

Qualifying practice DSKM (KZ2) Group 1 Group 1

Die schnellsten Zeiten

Ort	Nr. Fahrername	Zeit	Streckenl.	Ø Speed
Ziel	201 Federer, Fabian	0:45,192	1200 m	95,6 km/h
Sektion 1	201 Federer, Fabian	0:17,643	531 m	108,3 km/h
Sektion 2	201 Federer, Fabian	0:14,167	390 m	99,1 km/h
Sektion 3	234 Longhi, Riccardo	0:13,279	279 m	75,6 km/h

	Smr.207 Gustavsson, Viktor SWE JP Racing	Smr.277 Javurek, Dominik CZE JOKA RACING	Smr.212 Rati, Cyril CHE Kart-Club Oerlikon	Smr.230 Tonteri, Paavo FIN TB Racing Team	Smr.252 Kallasmaa, Kaspar EST Kaspar Kallasmaa
best	theoretisch mögliche Bestzeit 0:45,837 Ziel Sektion 1 Sektion 2 Sektion 3 0:45,887 0:17,988 0:14,335 0:13,514	theoretisch mögliche Bestzeit 0:45,929 Ziel Sektion 1 Sektion 2 Sektion 3 0:45,962 0:17,996 0:14,419 0:13,514	theoretisch mögliche Bestzeit 0:45,982 Ziel Sektion 1 Sektion 2 Sektion 3 0:46,014 0:18,015 0:14,431 0:13,536	theoretisch mögliche Bestzeit 0:45,959 Ziel Sektion 1 Sektion 2 Sektion 3 0:46,053 0:17,904 0:14,421 0:13,634	theoretisch mögliche Bestzeit 0:46,031 Ziel Sektion 1 Sektion 2 Sektion 3 0:46,065 0:17,951 0:14,456 0:13,624
Runde 1	0:49,986 0:20,426 0:15,371 0:14,189	0:48,915 0:19,411 0:15,270 0:14,234	0:53,593 0:22,490 0:16,196 0:14,907	0:52,365 0:21,248 0:16,382 0:14,735	0:50,020 0:20,485 0:15,280 0:14,255
Runde 2	0:46,527 0:18,336 0:14,505 0:13,686	0:47,265 0:18,796 0:14,764 0:13,705	0:47,022 0:18,488 0:14,683 0:13,851	0:47,511 0:18,780 0:14,795 0:13,936	0:47,028 0:18,471 0:14,719 0:13,838
Runde 3	0:46,579 0:18,527 0:14,482 0:13,570	0:46,390 0:18,209 0:14,516 0:13,665	0:46,477 0:18,250 0:14,553 0:13,674	0:46,628 0:18,196 0:14,676 0:13,756	0:46,563 0:18,160 0:14,694 0:13,709
Runde 4	0:46,074 0:18,111 0:14,449 0:13,514	0:46,118 0:18,112 0:14,419 0:13,587	0:46,141 0:18,015 0:14,507 0:13,619	0:47,312 0:18,783 0:14,809 0:13,720	0:46,396 0:18,133 0:14,614 0:13,649
Runde 5	0:45,887 0:17,988 0:14,335 0:13,564	0:46,027 0:18,010 0:14,491 0:13,526	0:46,055 0:18,032 0:14,431 0:13,592	0:46,097 0:17,946 0:14,517 0:13,634	0:46,065 0:17,951 0:14,490 0:13,624
Runde 6	0:45,978 0:17,988 0:14,347 0:13,643	0:45,962 0:17,996 0:14,452 0:13,514	0:46,014 0:18,044 0:14,434 0:13,536	0:46,053 0:17,904 0:14,421 0:13,728	0:46,155 0:18,023 0:14,456 0:13,676
Runde 7					






DEUTSCHE KART-MEISTERSCHAFT

Round 1: 12 - 14 / 04 / 2019

SOUTH GARDA - LONATO (ITA)

DMSB

DMSB RegNr 97-19

Qualifying practice DSKM (KZ2) Group 1 Group 1

Die schnellsten Zeiten

Ort	Nr. Fahrername	Zeit	Streckenl.	Ø Speed
Ziel	201 Federer, Fabian	0:45,192	1200 m	95,6 km/h
Sektion 1	201 Federer, Fabian	0:17,643	531 m	108,3 km/h
Sektion 2	201 Federer, Fabian	0:14,167	390 m	99,1 km/h
Sektion 3	234 Longhi, Riccardo	0:13,279	279 m	75,6 km/h

	Smr.208 Mrosek, Michael DEU Team AK-Racing	Smr.226 Neitigovskii, Daniel CZE GREGOR KART S.R.O.	Smr.236 Lang, Hannah GBR MK Racing	Smr.217 Karishøj, Lasse DNK LE Racing Eddie Le Fevre	Smr.206 Weber, Stefan DEU Kartshop Ampfing
	theoretisch mögliche Bestzeit 0:46,035	theoretisch mögliche Bestzeit 0:46,104	theoretisch mögliche Bestzeit 0:46,152	theoretisch mögliche Bestzeit 0:46,211	theoretisch mögliche Bestzeit 0:46,320
best	Ziel Sektion 1 0:18,084 0:14,391 0:13,560	Ziel Sektion 1 0:18,050 0:14,442 0:13,612	Ziel Sektion 1 0:18,094 0:14,504 0:13,554	Ziel Sektion 1 0:18,114 0:14,462 0:13,635	Ziel Sektion 1 0:18,208 0:14,521 0:13,591
Runde 1	0:54,091 0:22,642 0:16,541 0:14,908	0:48,246 0:19,241 0:15,006 0:13,999	0:57,405 0:23,045 0:18,246 0:16,114	0:50,621 0:20,653 0:15,556 0:14,412	0:54,080 0:22,500 0:16,785 0:14,795
Runde 2	0:49,133 0:20,073 0:15,100 0:13,960	0:46,820 0:18,285 0:14,699 0:13,836	0:48,500 0:19,423 0:15,156 0:13,921	0:47,646 0:18,836 0:14,889 0:13,921	0:49,633 0:20,182 0:15,339 0:14,112
Runde 3	0:46,778 0:18,414 0:14,596 0:13,768	0:50,046 0:20,415 0:15,853 0:13,778	0:46,872 0:18,486 0:14,608 0:13,778	0:46,571 0:18,198 0:14,563 0:13,810	0:47,211 0:18,559 0:14,823 0:13,829
Runde 4	0:46,361 0:18,198 0:14,559 0:13,604	0:46,198 0:18,076 0:14,492 0:13,630	0:46,575 0:18,223 0:14,609 0:13,743	0:46,285 0:18,188 0:14,462 0:13,635	0:46,640 0:18,270 0:14,609 0:13,761
Runde 5	0:46,214 0:18,128 0:14,510 0:13,576	0:46,166 0:18,051 0:14,461 0:13,654	0:46,509 0:18,192 0:14,663 0:13,654	0:46,381 0:18,130 0:14,546 0:13,705	0:46,663 0:18,359 0:14,532 0:13,772
Runde 6	0:46,069 0:18,118 0:14,391 0:13,560	0:46,104 0:18,050 0:14,442 0:13,612	0:46,350 0:18,235 0:14,561 0:13,554	0:46,307 0:18,121 0:14,462 0:13,724	0:47,102 0:18,650 0:14,705 0:13,747
Runde 7	0:46,186 0:18,084 0:14,461 0:13,641		0:46,180 0:18,094 0:14,504 0:13,582	0:46,250 0:18,114 0:14,481 0:13,655	0:46,320 0:18,208 0:14,521 0:13,591






DEUTSCHE KART-MEISTERSCHAFT

Round 1: 12 - 14 / 04 / 2019

SOUTH GARDA - LONATO (ITA)

DMSB

DMSB RegNr 97-19

Qualifying practice DSKM (K22) Group 1 Group 1

Die schnellsten Zeiten

Ort	Nr. Fahrername	Zeit	Streckenl.	Ø Speed
Ziel	201 Federer, Fabian	0:45,192	1200 m	95,6 km/h
Sektion 1	201 Federer, Fabian	0:17,643	531 m	108,3 km/h
Sektion 2	201 Federer, Fabian	0:14,167	390 m	99,1 km/h
Sektion 3	234 Longhi, Riccardo	0:13,279	279 m	75,6 km/h

	Snr.218 Johansson, Andreas SWE CRG Holland	Snr.213 Lundberg, Douglas SWE Bamberger Karttracing				
best	theoretisch mögliche Bestzeit 0:46,165 Ziel Sektion 1 Sektion 2 Sektion 3 0:46,324 0:18,063 0:14,491 0:13,611	theoretisch mögliche Bestzeit 3:59:00,568 Ziel Sektion 1 Sektion 2 Sektion 3 58:24,205 0:36,363	Ziel	Sektion 1	Sektion 2	Sektion 3
Runde 1	0:49,059 0:19,646 0:15,289 0:14,124	58:24,205 0:36,363				
Runde 2	0:46,864 0:18,315 0:14,744 0:13,805					
Runde 3	0:46,644 0:18,221 0:14,666 0:13,757					
Runde 4	0:46,523 0:18,251 0:14,601 0:13,671					
Runde 5	0:46,324 0:18,063 0:14,650 0:13,611					
Runde 6	0:46,375 0:18,128 0:14,491 0:13,756					
Runde 7						

free practice DSKM (KZ2) Group 2 Group 2

Strecke / track: 1200m

started: 22 classified: 22 not classified: 0


Pos	Stf. Nr.	Fahrer / Driver	Nation	Bewerber/Sponsor	Nation	Lizenz	Chassis/Motor/Reifen	Runden Laps	Differenz	Abstand Gap	beste Runde best Lap	in N. in L.	Beschw. e Speed
1	231	MILELL, Noah	SWE	JP Racing	SWE	2000072867/1 105	Exprit / Vortex / Vega	9			0:45,555	8	94,8 km/h
2	233	LUYET, Samuel	CHE	CRG Holland	NLD	505064 15521	CRG / TM / Vega	7	0:00,002	0:00,002	0:45,557	5	94,8 km/h
3	221	IGLESIAS, Jérémy	FRA	RS Schumacher Racing Team	DEU	187987 KBF1067587	IPK Praga / IAME / Vega	9	0:00,018	0:00,016	0:45,573	8	94,8 km/h
4	210	DENNER, Emilien	FRA	CPB SPORT	FRA	141283E1 232241	SODI / TM / Vega	8	0:00,029	0:00,011	0:45,584	7	94,8 km/h
5	203	PEX, Stan	NLD	SP Motor Sp	NLD	31772 i.b.a.	Kart Republic / TM / Vega	11	0:00,036	0:00,007	0:45,591	8	94,8 km/h
6	209	NOMBLOT, Jean	FRA	CPB SPORT	FRA	119783 232241	SODI / TM / Vega	7	0:00,101	0:00,065	0:45,656	6	94,6 km/h
7	202	PEX, Jorrit	NLD	SP Motor Sport	NLD	27382 i.b.a.	Kart Republic / TM / Vega	12	0:00,107	0:00,006	0:45,662	12	94,6 km/h
8	254	POLLINI, Giacomo	ITA	N.G.M. MOTORSPORT	ITA	299782 365371	FORMULA K / TM RACING / Vega	12	0:00,110	0:00,003	0:45,665	11	94,6 km/h
9	257	FUSCO, Giuseppe	ITA	Renda motorsport	ITA	33941C 322880	Birel Art / Vortex / Vega	12	0:00,258	0:00,148	0:45,813	11	94,3 km/h
10	204	SCHMITZ, Alexander	DEU	Renda Motorsport	ITA	IKAT120614 322880	Tony Kart / Vortex / Vega	12	0:00,267	0:00,009	0:45,822	11	94,3 km/h
11	232	LUYET, Jean	CHE	CRG Holland	NLD	505028 15521	CRG / TM / Vega	7	0:00,339	0:00,072	0:45,894	7	94,1 km/h
12	216	TORNQVIST PERSSON, B	SWE	CRG Holland	NLD	19981031459/ 15521	CRG / TM / Vega	7	0:00,367	0:00,028	0:45,922	7	94,1 km/h
13	251	GIANNONI, Lorenzo	ITA	CPB SPORT	FRA	302413 232241-1	SODI / TM / Vega	9	0:00,442	0:00,075	0:45,997	8	93,9 km/h
14	220	TUBBEN, Max	NLD	CRG Holland	NLD	10197 15521	CRG / TM / Vega	11	0:00,482	0:00,040	0:46,037	11	93,8 km/h
15	229	HOLD, Christoph	AUT	Maranello Racing Team	AUT	JK2017 BK003	Maranello / TM / Vega	11	0:00,527	0:00,045	0:46,082	11	93,7 km/h
16	259	SJOKVIST, Isak	SWE	Energy Corse srl	ITA	20010812757/ 295423	Energy / TM / Vega	11	0:00,539	0:00,012	0:46,094	9	93,7 km/h
17	211	CURTO, Alessio	DEU	Valier Motorsport	DEU	IKC1125805 KBF1063735	SODI / TM / Vega	11	0:00,681	0:00,142	0:46,236	9	93,4 km/h
18	262	KÁCOVSKÝ, Matej	CZE	Kart Republic CZ	CZE	1011 498	Kart Republic / IAME / Vega	11	0:00,708	0:00,027	0:46,263	11	93,4 km/h
19	256	ZANCHETTA, Marco	ITA	Mach1 Motorsport	DEU	29520C KBF1005514	Mach1 / Modena / Vega	10	0:00,736	0:00,028	0:46,291	8	93,3 km/h
20	288	NEUMANN, Thomas	DEU	Thomas Neumann	DEU	IKB1066455 IKB1066455	CRG / Modena / Vega	10	0:01,105	0:00,369	0:46,660	9	92,6 km/h
21	223	DAVIES, Dylan	NLD	DR SRL	ITA	19701 296449	DR / Modena / Vega	2	0:05,224	0:04,119	0:50,779	2	85,1 km/h
22	224	ALMEIDA, Rodrigo	MOZ	DR SRL	ITA	010 296449	DR / Modena / Vega	4	0:05,287	0:00,063	0:50,842	2	85,0 km/h


Rennleitung: Pasquale Lupilo Racedirektor: Horst Seidel

Sportkommissare: Nikolas Spaderna / Ulrich Bell / Paola Acerbi

Techn. Kommissare: Hans-Jürgen Dangers / M. Grasshoff / C. Schmidt

Zeitnahme: KART-DATA timing service Franz Schieszler





DEUTSCHE KART-MEISTERSCHAFT

Round 1: 12 - 14 / 04 / 2019

SOUTH GARDA - LONATO (ITA)

DMSB




DMSB RegNr 97-19

free practice DSKM (KZ2) Group 2 Group 2

Fahrername Driver	Milleil Noah	Luyet Samuel	Iglesias Jérémy	Denner Emilien	Pex Stan	Nomblot Jean	Pex Jorrit	Pollini Giacomo	Fusco Giuseppe	Schmitz Alexander	Luyet Jean	Persson Benjamin
schnellste Runde in Runde	0:45,555 Rn. 8	0:45,557 Rn. 5	0:45,573 Rn. 8	0:45,584 Rn. 7	0:45,591 Rn. 8	0:45,656 Rn. 6	0:45,662 Rn. 12	0:45,665 Rn. 11	0:45,813 Rn. 11	0:45,822 Rn. 11	0:45,894 Rn. 7	0:45,922 Rn. 7
Speed	94,8 km/h	94,8 km/h	94,8 km/h	94,8 km/h	94,8 km/h	94,6 km/h	94,6 km/h	94,6 km/h	94,3 km/h	94,3 km/h	94,1 km/h	94,1 km/h
Lap 1	0:52,273	0:59,551	1:02,990	1:04,535	0:51,911	0:52,086	0:53,134	0:54,698	0:54,351	0:55,009	0:57,656	0:51,924
Lap 2	0:47,741	0:48,265	0:51,796	0:48,019	0:49,842	0:46,528	0:50,361	0:50,057	0:50,624	0:50,914	0:48,609	0:46,986
Lap 3	0:46,284	0:46,131	0:47,839	0:46,105	1:59,464	0:46,072	0:49,732	0:52,767	0:48,221	0:48,037	0:46,646	0:46,365
Lap 4	0:45,811	0:45,722	0:45,998	0:46,136	0:51,801	0:45,876	0:54,201	0:48,960	0:49,916	0:49,665	0:46,185	0:46,102
Lap 5	0:46,412	0:45,557	0:46,147	0:45,635	0:48,183	0:45,835	0:48,148	0:46,597	0:46,963	0:46,857	0:46,043	0:46,037
Lap 6	0:45,625	0:45,705	0:45,719	0:45,736	0:46,167	0:45,656	0:46,573	0:46,113	0:46,420	0:46,092	0:45,997	0:45,968
Lap 7	0:45,727	0:45,881	0:45,628	0:45,584	0:45,837	0:45,736	0:46,024	0:45,796	0:46,076	0:45,991	0:45,997	0:45,922
Lap 8	0:45,555		0:45,573	0:45,998	0:45,591		0:45,866	0:45,790	0:46,665	0:49,529	0:45,894	
Lap 9	0:45,848		0:46,011		0:47,016		0:48,987	0:45,790	0:45,938	0:46,592		
Lap 10					0:45,686		0:45,770	0:45,735	0:46,011	0:46,072		
Lap 11					0:45,597		0:45,678	0:45,665	0:45,813	0:45,822		
Lap 12							0:45,662	0:46,122	0:45,864	0:46,945		



DEUTSCHE KART-MEISTERSCHAFT



Round 1: 12 - 14 / 04 / 2019

SOUTH GARDA - LONATO (ITA)



DMSB RegNr 97-19

free practice DSKM (KZ2) Group 2 Group 2

Fahrername Driver	Giannoni Lorenzo	Tubben Max	Hold Christoph	Sjokvist Isak	Curto Alessio	Károvský Matej	Zanchetta Marco	Neumann Thomas	Davies Dylan	Almeida Rodrigo
schnellste Runde in Runde	0:45,997 Rn. 8	0:46,037 Rn. 11	0:46,082 Rn. 11	0:46,094 Rn. 9	0:46,236 Rn. 9	0:46,263 Rn. 11	0:46,291 Rn. 8	0:46,660 Rn. 9	0:50,779 Rn. 2	0:50,842 Rn. 2
Speed	93,9 km/h	93,8 km/h	93,7 km/h	93,7 km/h	93,4 km/h	93,4 km/h	93,3 km/h	92,6 km/h	85,1 km/h	85,0 km/h
Lap 1	1:02,684	0:55,295	1:00,139	0:57,517	0:57,474	0:58,773	0:54,425	1:12,739	0:53,163	0:51,597
Lap 2	0:48,013	0:48,970	0:52,918	0:48,065	0:50,987	0:53,301	0:50,115	1:04,733	0:50,779	0:50,842
Lap 3	0:50,866	0:56,629	1:00,952	0:53,616	0:53,121	0:54,643	0:53,485	0:56,532		0:52,724
Lap 4	0:49,196	0:47,482	0:48,271	0:47,644	0:51,162	0:50,096	0:48,625	0:55,441		0:51,794
Lap 5	2:27,102	0:47,437	0:47,035	0:46,672	0:47,382	0:50,046	0:47,811	0:50,571		
Lap 6	0:48,974	0:46,443	0:47,626	0:46,327	0:46,716	0:47,772	0:46,387	0:49,321		
Lap 7	0:46,299	0:46,260	0:46,516	0:46,172	0:46,337	0:47,150	0:46,311	0:48,082		
Lap 8	0:45,997	0:46,206	0:46,533	0:46,100	0:46,310	0:46,762	0:46,291	0:47,368		
Lap 9	0:46,309	0:46,590	0:49,427	0:46,094	0:46,236	0:47,246	0:53,970	0:46,660		
Lap 10		0:50,032	0:46,208	0:46,094	0:46,272	0:46,631	0:46,311	0:47,210		
Lap 11		0:46,037	0:46,082	0:46,207	0:46,250	0:46,263				
Lap 12										




DEUTSCHE KART-MEISTERSCHAFT




Round 1: 12 - 14 / 04 / 2019
SOUTH GARDA - LONATO (ITA)

DMSB RegNr 97-19

free practice DSKM (K22) Group 2 Group 2

Ziel		Sektion 1		Sektion 2		Sektion 3	
Fahrername	Zeit	Fahrername	Zeit	Fahrername	Zeit	Fahrername	Zeit
1 231 Milell,Noah	0:45,555	203 Pex,Stan	0:17,802	210 Denner,Emilien	0:14,180	203 Pex,Stan	0:13,424
2 233 Luyet,Samuel	0:45,557	209 Nomblot,Jean	0:17,817	231 Milell,Noah	0:14,209	221 Iglesias,Jérémy	0:13,443
3 221 Iglesias,Jérémy	0:45,573	202 Pex,Jorrit	0:17,838	233 Luyet,Samuel	0:14,247	202 Pex,Jorrit	0:13,445
4 210 Denner,Emilien	0:45,584	231 Milell,Noah	0:17,842	221 Iglesias,Jérémy	0:14,252	233 Luyet,Samuel	0:13,464
5 203 Pex,Stan	0:45,591	233 Luyet,Samuel	0:17,846	254 Pollini,Giacomo	0:14,252	209 Nomblot,Jean	0:13,469
6 209 Nomblot,Jean	0:45,656	210 Denner,Emilien	0:17,847	209 Nomblot,Jean	0:14,260	254 Pollini,Giacomo	0:13,476
7 202 Pex,Jorrit	0:45,662	221 Iglesias,Jérémy	0:17,875	257 Fusco,Giuseppe	0:14,303	231 Milell,Noah	0:13,478
8 254 Pollini,Giacomo	0:45,665	254 Pollini,Giacomo	0:17,923	204 Schmitz,Alexander	0:14,305	210 Denner,Emilien	0:13,498
9 257 Fusco,Giuseppe	0:45,813	257 Fusco,Giuseppe	0:17,926	203 Pex,Stan	0:14,310	232 Luyet,Jean	0:13,525
10 204 Schmitz,Alexander	0:45,822	232 Luyet,Jean	0:17,944	232 Luyet,Jean	0:14,322	216 Tornqvist Persson,Benjar	0:13,542
11 232 Luyet,Jean	0:45,894	204 Schmitz,Alexander	0:17,950	202 Pex,Jorrit	0:14,358	204 Schmitz,Alexander	0:13,544
12 216 Tornqvist Persson,Benjar	0:45,922	259 Spokvist,Isak	0:17,971	259 Spokvist,Isak	0:14,358	220 Tubben,Max	0:13,551
13 251 Giannoni,Lorenzo	0:45,997	251 Giannoni,Lorenzo	0:18,006	216 Tornqvist Persson,Benjar	0:14,372	251 Giannoni,Lorenzo	0:13,557
14 220 Tubben,Max	0:46,037	216 Tornqvist Persson,Benjar	0:18,008	220 Tubben,Max	0:14,389	257 Fusco,Giuseppe	0:13,558
15 229 Hold,Christoph	0:46,082	229 Hold,Christoph	0:18,037	256 Zanchetta,Marco	0:14,407	211 Curto,Alessio	0:13,563
16 259 Spokvist,Isak	0:46,094	220 Tubben,Max	0:18,053	251 Giannoni,Lorenzo	0:14,411	229 Hold,Christoph	0:13,580
17 211 Curto,Alessio	0:46,236	211 Curto,Alessio	0:18,087	229 Hold,Christoph	0:14,426	256 Zanchetta,Marco	0:13,631
18 262 Kácovský,Matej	0:46,263	288 Neumann,Thomas	0:18,095	211 Curto,Alessio	0:14,464	259 Spokvist,Isak	0:13,642
19 256 Zanchetta,Marco	0:46,291	262 Kácovský,Matej	0:18,114	262 Kácovský,Matej	0:14,466	288 Neumann,Thomas	0:13,673
20 288 Neumann,Thomas	0:46,660	256 Zanchetta,Marco	0:18,123	224 Almeida,Rodrigo	0:14,679	262 Kácovský,Matej	0:13,683
21 223 Davies,Dylan	0:50,779	223 Davies,Dylan	0:18,413	288 Neumann,Thomas	0:14,683	224 Almeida,Rodrigo	0:13,979
22 224 Almeida,Rodrigo	0:50,842	224 Almeida,Rodrigo	0:19,526	223 Davies,Dylan	0:15,631	223 Davies,Dylan	0:14,453





Round 1: 12 - 14 / 04 / 2019

SOUTH GARDA - LONATO (ITA)



DEUTSCHE KART-MEISTERSCHAFT



DMSB RegNr 97-19

free practice DSKM (KZ2) Group 2 Group 2

Die schnellsten Zeiten

Ort	Nr. Fahrername	Zeit	Streckenkil.	Ø Speed
Ziel	231 Milell, Noah	0:45,555	1200 m	94,8 km/h
Sektion 1	203 Pex, Stan	0:17,802	531 m	107,4 km/h
Sektion 2	210 Denner, Emilien	0:14,180	390 m	99,0 km/h
Sektion 3	203 Pex, Stan	0:13,424	279 m	74,8 km/h

	Smr.231 Milell,Noah SWE JP Racing	Smr.233 Luyet,Samuel CHE CRG Holland	Smr.221 Iglesias,Jérémy FRA RS Schumacher Racing Team	Smr.210 Denner,Emilien FRA CPB SPORT	Smr.203 Pex,Stan NLD SP Motor-Sp
best	theoretisch mögliche Bestzeit 0:45,529 Ziel Sektion 1 Sektion 2 Sektion 3 0:45,555 0:17,842 0:14,209 0:13,478	theoretisch mögliche Bestzeit 0:45,557 Ziel Sektion 1 Sektion 2 Sektion 3 0:45,557 0:17,846 0:14,247 0:13,464	theoretisch mögliche Bestzeit 0:45,570 Ziel Sektion 1 Sektion 2 Sektion 3 0:45,573 0:17,875 0:14,252 0:13,443	theoretisch mögliche Bestzeit 0:45,525 Ziel Sektion 1 Sektion 2 Sektion 3 0:45,584 0:17,847 0:14,180 0:13,498	theoretisch mögliche Bestzeit 0:45,536 Ziel Sektion 1 Sektion 2 Sektion 3 0:45,591 0:17,802 0:14,310 0:13,424
Runde 1	0:52,273 0:21,271 0:16,146 0:14,856	0:59,551 0:23,345 0:17,619 0:18,587	1:02,990 0:25,393 0:20,429 0:17,168	1:04,535 0:26,790 0:19,420 0:18,325	0:51,911 0:20,883 0:16,398 0:14,630
Runde 2	0:47,741 0:19,111 0:14,878 0:13,752	0:48,265 0:19,374 0:15,072 0:13,819	0:51,796 0:21,110 0:16,423 0:14,263	0:48,019 0:19,137 0:15,069 0:13,813	0:49,842 0:19,921 0:15,652 0:14,269
Runde 3	0:46,284 0:18,190 0:14,520 0:13,574	0:46,131 0:18,149 0:14,409 0:13,573	0:47,839 0:18,488 0:15,125 0:14,226	0:46,105 0:18,145 0:14,372 0:13,588	1:59,464 1:24,310 0:19,542 0:15,612
Runde 4	0:45,811 0:17,954 0:14,329 0:13,528	0:45,722 0:17,902 0:14,332 0:13,488	0:45,998 0:18,070 0:14,354 0:13,574	0:46,136 0:18,275 0:14,363 0:13,498	0:51,801 0:20,426 0:17,022 0:14,353
Runde 5	0:46,412 0:18,406 0:14,413 0:13,593	0:45,557 0:17,846 0:14,247 0:13,464	0:46,147 0:18,208 0:14,373 0:13,566	0:45,635 0:17,887 0:14,180 0:13,568	0:48,183 0:18,865 0:15,411 0:13,907
Runde 6	0:45,625 0:17,917 0:14,209 0:13,499	0:45,705 0:17,857 0:14,345 0:13,503	0:45,719 0:17,875 0:14,325 0:13,519	0:45,736 0:17,939 0:14,255 0:13,542	0:46,167 0:18,101 0:14,484 0:13,582
Runde 7	0:45,727 0:17,855 0:14,293 0:13,579	0:45,881 0:18,020 0:14,254 0:13,607	0:45,628 0:17,888 0:14,259 0:13,481	0:45,584 0:17,847 0:14,237 0:13,500	0:45,837 0:17,954 0:14,406 0:13,477
Runde 8	0:45,555 0:17,842 0:14,235 0:13,478		0:45,573 0:17,878 0:14,252 0:13,443	0:45,998 0:18,138 0:14,346 0:13,514	0:45,591 0:17,820 0:14,347 0:13,424
Runde 9	0:45,848 0:17,946 0:14,350 0:13,552		0:46,011 0:17,938 0:14,304 0:13,769		0:47,016 0:18,667 0:14,849 0:13,500
Runde 10					0:45,686 0:17,851 0:14,381 0:13,454
Runde 11					0:45,597 0:17,802 0:14,310 0:13,485
Runde 12					








DEUTSCHE KART-MEISTERSCHAFT

Round 1: 12 - 14 / 04 / 2019

SOUTH GARDA - LONATO (ITA)

DMSB RegNr 97-19

free practice DSKM (KZ2) Group 2 Group 2

Die schnellsten Zeiten

Ort	Nr. Fahrername	Zeit	Streckenkil.	Ø Speed
Ziel	231 Milell, Noah	0:45,555	1200 m	94,8 km/h
Sektion 1	203 Pex, Stan	0:17,802	531 m	107,4 km/h
Sektion 2	210 Denner, Emilien	0:14,180	390 m	99,0 km/h
Sektion 3	203 Pex, Stan	0:13,424	279 m	74,8 km/h

	Stmr.209 Nombrot, Jean FRA CPB SPORT	Stmr.202 Pex, Jorrit NLD SP Motor Sport	Stmr.254 Pollini, Giacomo ITA N.G.M. MOTORSPORT	Stmr.257 Fusco, Giuseppe ITA Renda motorsport	Stmr.204 Schmitz, Alexander DEU Renda Motorsport
best	theoretisch mögliche Bestzeit 0:45,546 Ziel Sektion 1 Sektion 2 Sektion 3 0:45,656 0:17,817 0:14,260 0:13,469	theoretisch mögliche Bestzeit 0:45,641 Ziel Sektion 1 Sektion 2 Sektion 3 0:45,662 0:17,838 0:14,358 0:13,445	theoretisch mögliche Bestzeit 0:45,651 Ziel Sektion 1 Sektion 2 Sektion 3 0:45,665 0:17,923 0:14,252 0:13,476	theoretisch mögliche Bestzeit 0:45,787 Ziel Sektion 1 Sektion 2 Sektion 3 0:45,813 0:17,926 0:14,303 0:13,558	theoretisch mögliche Bestzeit 0:45,799 Ziel Sektion 1 Sektion 2 Sektion 3 0:45,822 0:17,950 0:14,305 0:13,544
Runde 1	0:52,086 0:21,459 0:16,222 0:14,405	0:53,134 0:21,575 0:16,871 0:14,688	0:54,698 0:22,289 0:17,121 0:15,288	0:54,351 0:22,091 0:16,786 0:15,474	0:55,009 0:22,734 0:16,978 0:15,297
Runde 2	0:46,528 0:18,296 0:14,592 0:13,640	0:50,361 0:20,227 0:15,680 0:14,454	0:50,057 0:20,235 0:15,519 0:14,303	0:50,624 0:20,815 0:15,671 0:14,138	0:50,914 0:21,014 0:15,602 0:14,298
Runde 3	0:46,072 0:18,113 0:14,384 0:13,575	0:49,732 0:20,092 0:15,621 0:14,019	0:52,767 0:21,622 0:16,843 0:14,302	0:48,221 0:18,792 0:15,457 0:13,972	0:48,037 0:18,842 0:15,239 0:13,956
Runde 4	0:45,876 0:17,913 0:14,345 0:13,618	0:54,201 0:22,015 0:17,547 0:14,639	0:48,960 0:19,001 0:15,365 0:14,594	0:49,916 0:20,350 0:15,434 0:14,132	0:49,665 0:20,179 0:15,374 0:14,112
Runde 5	0:45,835 0:17,891 0:14,420 0:13,524	0:48,148 0:19,085 0:15,254 0:13,809	0:46,597 0:18,270 0:14,603 0:13,724	0:46,963 0:18,446 0:14,775 0:13,742	0:46,857 0:18,454 0:14,658 0:13,745
Runde 6	0:45,656 0:17,817 0:14,260 0:13,579	0:46,573 0:18,219 0:14,725 0:13,629	0:46,113 0:18,064 0:14,456 0:13,593	0:46,420 0:18,147 0:14,604 0:13,669	0:46,092 0:18,070 0:14,423 0:13,599
Runde 7	0:45,736 0:17,965 0:14,302 0:13,469	0:46,024 0:18,037 0:14,469 0:13,518	0:45,796 0:17,994 0:14,280 0:13,522	0:46,076 0:17,999 0:14,426 0:13,651	0:45,991 0:17,967 0:14,416 0:13,608
Runde 8		0:45,866 0:17,916 0:14,416 0:13,534	0:45,790 0:17,972 0:14,275 0:13,543	0:46,665 0:18,565 0:14,463 0:13,637	0:49,529 0:20,220 0:15,333 0:13,976
Runde 9		0:48,987 0:18,491 0:16,790 0:13,706	0:45,790 0:17,967 0:14,281 0:13,542	0:45,938 0:17,970 0:14,389 0:13,579	0:46,592 0:18,146 0:14,442 0:14,004
Runde 10		0:45,770 0:17,889 0:14,403 0:13,478	0:45,735 0:17,943 0:14,277 0:13,515	0:46,011 0:18,042 0:14,356 0:13,613	0:46,072 0:17,950 0:14,402 0:13,720
Runde 11		0:45,678 0:17,838 0:14,395 0:13,445	0:45,665 0:17,937 0:14,252 0:13,476	0:45,813 0:17,926 0:14,303 0:13,584	0:45,822 0:17,973 0:14,305 0:13,544
Runde 12		0:45,662 0:17,838 0:14,358 0:13,466	0:46,122 0:17,923 0:14,663 0:13,536	0:45,864 0:17,969 0:14,337 0:13,558	0:46,945 0:18,077 0:15,045 0:13,823

free practice DSKM (KZ2) Group 2 Group 2

Die schnellsten Zeiten

Ort	Nr. Fahrername	Zeit	Streckenl.	Ø Speed
Ziel	231 Milell, Noah	0:45,555	1200 m	94,8 km/h
Sektion 1	203 Pex, Stan	0:17,802	531 m	107,4 km/h
Sektion 2	210 Denner, Emilien	0:14,180	390 m	99,0 km/h
Sektion 3	203 Pex, Stan	0:13,424	279 m	74,8 km/h

	Stnr.232 Luyet,Jeann CHE CRG Holland	Stnr.216 Tornqvist Persson,Benjamin SWE CRG Holland	Stnr.251 Giannoni,Lorenzo ITA CPB SPORT	Stnr.220 Tubben,Max NLD CRG Holland	Stnr.229 Hold,Christoph AUT Maranello Racing Team
best	theoretisch mögliche Bestzeit 0:45,791 Ziel Sektion 1 Sektion 2 Sektion 3 0:45,894 0:17,944 0:14,322 0:13,525	theoretisch mögliche Bestzeit 0:45,922 Ziel Sektion 1 Sektion 2 Sektion 3 0:45,922 0:18,008 0:14,372 0:13,542	theoretisch mögliche Bestzeit 0:45,974 Ziel Sektion 1 Sektion 2 Sektion 3 0:45,997 0:18,006 0:14,411 0:13,557	theoretisch mögliche Bestzeit 0:45,993 Ziel Sektion 1 Sektion 2 Sektion 3 0:46,037 0:18,053 0:14,389 0:13,551	theoretisch mögliche Bestzeit 0:46,043 Ziel Sektion 1 Sektion 2 Sektion 3 0:46,082 0:18,037 0:14,426 0:13,580
Runde 1	0:57,656 0:23,345 0:17,642 0:16,669	0:51,924 0:21,426 0:16,100 0:14,398	1:02,684 0:23,000 0:18,334 0:21,350	0:55,295 0:22,434 0:17,331 0:15,530	1:00,139 0:25,338 0:18,866 0:15,935
Runde 2	0:48,609 0:19,756 0:14,994 0:13,859	0:46,986 0:18,489 0:14,697 0:13,800	0:48,013 0:18,996 0:15,064 0:13,953	0:48,970 0:19,688 0:15,224 0:14,058	0:52,918 0:21,640 0:15,663 0:15,615
Runde 3	0:46,646 0:18,340 0:14,611 0:13,695	0:46,365 0:18,183 0:14,544 0:13,638	0:50,866 0:19,982 0:16,584 0:14,300	0:56,629 0:22,280 0:19,386 0:14,963	1:00,952 0:21,963 0:23,528 0:15,461
Runde 4	0:46,185 0:18,120 0:14,476 0:13,589	0:46,102 0:18,047 0:14,427 0:13,628	0:49,196 0:18,963 0:15,163 0:15,070	0:47,482 0:18,901 0:14,794 0:13,787	0:48,271 0:19,181 0:15,070 0:14,020
Runde 5	0:46,043 0:17,944 0:14,458 0:13,641	0:46,037 0:18,009 0:14,442 0:13,586	2:27,102 1:52,116 0:19,049 0:15,937	0:47,437 0:18,324 0:15,415 0:13,698	0:47,035 0:18,373 0:14,735 0:13,927
Runde 6	0:45,997 0:18,039 0:14,433 0:13,525	0:45,968 0:18,008 0:14,389 0:13,571	0:48,974 0:19,766 0:15,053 0:14,155	0:46,443 0:18,177 0:14,598 0:13,668	0:47,626 0:18,362 0:14,666 0:14,598
Runde 7	0:45,894 0:18,023 0:14,322 0:13,549	0:45,922 0:18,008 0:14,372 0:13,542	0:46,299 0:18,190 0:14,468 0:13,641	0:46,260 0:18,166 0:14,477 0:13,597	0:46,516 0:18,281 0:14,578 0:13,657
Runde 8			0:45,997 0:18,006 0:14,411 0:13,580	0:46,206 0:18,156 0:14,389 0:13,661	0:46,533 0:18,215 0:14,573 0:13,745
Runde 9			0:46,309 0:18,254 0:14,498 0:13,557	0:46,590 0:18,336 0:14,614 0:13,640	0:49,427 0:18,124 0:16,424 0:14,879
Runde 10				0:50,032 0:19,580 0:16,734 0:13,718	0:46,208 0:18,037 0:14,558 0:13,613
Runde 11				0:46,037 0:18,053 0:14,433 0:13,551	0:46,082 0:18,076 0:14,426 0:13,580
Runde 12					






DEUTSCHE KART-MEISTERSCHAFT

Round 1: 12 - 14 / 04 / 2019

SOUTH GARDA - LONATO (ITA)



DMSB

DMSB RegNr 97-19

free practice DSKM (KZ2) Group 2 Group 2

Die schnellsten Zeiten

Ort	Nr. Fahrername	Zeit	Streckenkil.	Ø Speed
Ziel	231 Milelli, Noah	0:45,555	1200 m	94,8 km/h
Sektion 1	203 Pex, Stan	0:17,802	531 m	107,4 km/h
Sektion 2	210 Denner, Emilien	0:14,180	390 m	99,0 km/h
Sektion 3	203 Pex, Stan	0:13,424	279 m	74,8 km/h

	Smr.259 Sjökvist,Isak SWE Energy Corse srl	Smr.211 Curto,Alessio DEU Vallier Motorsport	Smr.262 Kácovský,Matěj CZE Kart Republic CZ	Smr.256 Zanchetta,Marco ITA Mach1 Motorsport	Smr.288 Neumann,Thomas DEU Thomas Neumann
best	theoretisch mögliche Bestzeit 0:45,971 Ziel Sektion 1 Sektion 2 Sektion 3 0:46,094 0:17,971 0:14,358 0:13,642	theoretisch mögliche Bestzeit 0:46,114 Ziel Sektion 1 Sektion 2 Sektion 3 0:46,236 0:18,087 0:14,464 0:13,563	theoretisch mögliche Bestzeit 0:46,263 Ziel Sektion 1 Sektion 2 Sektion 3 0:46,263 0:18,114 0:14,466 0:13,683	theoretisch mögliche Bestzeit 0:46,161 Ziel Sektion 1 Sektion 2 Sektion 3 0:46,291 0:18,123 0:14,407 0:13,631	theoretisch mögliche Bestzeit 0:46,451 Ziel Sektion 1 Sektion 2 Sektion 3 0:46,660 0:18,095 0:14,683 0:13,673
Runde 1	0:57,517 0:23,048 0:17,592 0:16,877	0:57,474 0:23,857 0:17,580 0:16,037	0:58,773 0:24,024 0:17,812 0:16,937	0:54,425 0:22,109 0:17,076 0:15,240	1:12,739 0:27,770 0:19,618 0:25,351
Runde 2	0:48,065 0:18,928 0:15,110 0:14,027	0:50,987 0:20,787 0:15,820 0:14,380	0:53,301 0:21,435 0:16,518 0:15,348	0:50,115 0:20,391 0:15,413 0:14,311	1:04,733 0:27,295 0:18,952 0:18,486
Runde 3	0:53,616 0:19,528 0:19,313 0:14,775	0:53,121 0:21,321 0:16,519 0:15,281	0:54,643 0:21,335 0:18,407 0:14,901	0:53,485 0:21,696 0:16,694 0:15,095	0:56,532 0:22,657 0:18,349 0:15,526
Runde 4	0:47,644 0:18,599 0:15,050 0:13,995	0:51,162 0:20,418 0:16,516 0:14,228	0:50,096 0:19,650 0:15,896 0:14,550	0:48,625 0:18,710 0:14,950 0:14,965	0:55,441 0:21,390 0:17,454 0:16,597
Runde 5	0:46,672 0:18,194 0:14,635 0:13,843	0:47,382 0:18,684 0:14,801 0:13,897	0:50,046 0:20,279 0:15,498 0:14,269	0:47,811 0:19,477 0:14,585 0:13,749	0:50,571 0:20,059 0:15,795 0:14,717
Runde 6	0:46,327 0:18,128 0:14,459 0:13,740	0:46,716 0:18,391 0:14,616 0:13,709	0:47,772 0:18,840 0:15,002 0:13,930	0:46,387 0:18,163 0:14,480 0:13,744	0:49,321 0:19,551 0:15,590 0:14,180
Runde 7	0:46,172 0:18,063 0:14,448 0:13,661	0:46,337 0:18,271 0:14,465 0:13,601	0:47,150 0:18,650 0:14,654 0:13,846	0:46,311 0:18,168 0:14,512 0:13,631	0:48,082 0:19,159 0:14,972 0:13,951
Runde 8	0:46,100 0:18,067 0:14,358 0:13,675	0:46,310 0:18,147 0:14,555 0:13,608	0:46,762 0:18,373 0:14,474 0:13,915	0:46,291 0:18,207 0:14,425 0:13,659	0:47,368 0:18,420 0:14,683 0:14,265
Runde 9	0:46,094 0:18,014 0:14,390 0:13,690	0:46,236 0:18,087 0:14,464 0:13,685	0:47,246 0:18,713 0:14,738 0:13,795	0:53,970 0:20,621 0:19,339 0:14,010	0:46,660 0:18,106 0:14,881 0:13,673
Runde 10	0:46,094 0:17,971 0:14,437 0:13,686	0:46,272 0:18,157 0:14,489 0:13,626	0:46,631 0:18,323 0:14,618 0:13,690	0:46,311 0:18,123 0:14,407 0:13,781	0:47,210 0:18,095 0:15,375 0:13,740
Runde 11	0:46,207 0:18,096 0:14,469 0:13,642	0:46,250 0:18,161 0:14,526 0:13,563	0:46,263 0:18,114 0:14,466 0:13,683		
Runde 12					







Round 1: 12 - 14 / 04 / 2019

SOUTH GARDA - LONATO (ITA)

DEUTSCHE KART-MEISTERSCHAFT

DMSB RegNr 97-19

free practice DSKM (KZ2) Group 2 Group 2

Die schnellsten Zeiten

Ort	Nr. Fahrername	Zeit	Streckenl.	Ø Speed
Ziel	231 Milell, Noah	0:45,555	1200 m	94,8 km/h
Sektion 1	203 Pex, Stan	0:17,802	531 m	107,4 km/h
Sektion 2	210 Denner, Emilien	0:14,180	390 m	99,0 km/h
Sektion 3	203 Pex, Stan	0:13,424	279 m	74,8 km/h

	Stmr.223 Davies,Dylan NLD DR SRL	Stmr.224 Almeida,Rodrigo MOZ DR SRL	Ziel	Sektion 1	Sektion 2	Sektion 3	Ziel	Sektion 1	Sektion 2	Sektion 3	Ziel	Sektion 1	Sektion 2	Sektion 3
best	theoretisch mögliche Bestzeit 0:48,497	theoretisch mögliche Bestzeit 0:48,184												
	Ziel	Ziel	0:50,779	0:18,413	0:15,631	0:14,453	0:50,842	0:19,526	0:14,679	0:13,979				
Runde 1	0:53,163	0:21,392	0:16,477	0:15,294	0:51,597	0:20,420	0:16,268	0:14,909						
Runde 2	0:50,779	0:20,695	0:15,631	0:14,453	0:50,842	0:20,742	0:15,457	0:14,643						
Runde 3		0:18,413	0:21,573		0:52,724	0:21,938	0:16,581	0:14,205						
Runde 4					0:51,794	0:20,695	0:17,120	0:13,979						
Runde 5					0:19,526	0:14,679								

free practice DSKM (KZ2) Group 1 Group 1

Strecke / track: 1200m

started: 22 classified: 22 not classified: 0

Pos	Stf. Nr.	Fahrer Driver	Nation	Bewerber/Sponsor	Nation	Lizenz R-Lizenz	Chassis/Motor/Reifen	Runden Laps	Differenz	Abstand Gap	beste Runde best Lap	in N. in L.	Beschw. e Speed
1	234	LONGHI, Riccardo	ITA	BIREL ART RACING KSW	AUT	t.b.a. BK102	Birel Art / TM / Vega	8			0:45,329	7	95,3 km/h
2	201	FEDERER, Fabian	ITA	SRP Racing Team	DEU	353643 KBF1156791	Maronello / TM / Vega	9	0:00,199	0:00,199	0:45,528	9	94,9 km/h
3	235	MARSEGLIA, Leonardo G	ITA	BIREL ART RACING KSW	AUT	336013 BK102	Birel Art / TM / Vega	9	0:00,375	0:00,176	0:45,704	8	94,5 km/h
4	215	MATISIC, André	DEU	Solgar Motorsport	DEU	IKB1083048 1079882	Birel Art / TM / Vega	10	0:00,420	0:00,045	0:45,749	9	94,4 km/h
5	222	PAUL, Maximilian	DEU	DR SRL	ITA	IKB1140086 296449	DR / Modena / Vega	11	0:00,538	0:00,118	0:45,867	9	94,2 km/h
6	219	SJÖBERG, Jesper	SWE	CRG Holland	NLD	19991002005 15521	CRG / TM / Vega	11	0:00,601	0:00,063	0:45,930	10	94,1 km/h
7	212	RATL, Cyril	CHE	Kart-Club Oerlikon	CHE	505053 500006	CRG / TM / Vega	11	0:00,608	0:00,007	0:45,937	9	94,0 km/h
8	225	TALAS, Jakub	CZE	JOKA RACING	CZE	19AS0135 19AT01111	Birel Art / TM / Vega	10	0:00,637	0:00,029	0:45,966	7	94,0 km/h
9	213	LUNDBERG, Douglas	SWE	Bamberger Karttracing	DEU	19910917405 KBF1197896	Luxor / LKE / Vega	11	0:00,705	0:00,068	0:46,034	8	93,8 km/h
10	255	BACIUSKA, Rokas	LTU	CPB SPORT	FRA	2019-KIB40 232241-1	SODI / TM / Vega	10	0:00,760	0:00,055	0:46,089	9	93,7 km/h
11	227	HORN, Moritz	DEU	TB Racing Team	DEU	IKB1132818 KBF1116906	KR / TM / Vega	9	0:00,771	0:00,011	0:46,100	7	93,7 km/h
12	277	JAVUREK, Dominik	CZE	JOKA RACING	CZE	19AS0193 19AT01111	Birel Art / TM / Vega	11	0:00,776	0:00,005	0:46,105	9	93,7 km/h
13	260	ROSATI, Fabrizio	ITA	SRP Racing Team	DEU	366705 KBF1156791	Maronello / TM / Vega	11	0:00,820	0:00,044	0:46,149	11	93,6 km/h
14	207	GUSTAVSSON, Viktor	SWE	JP Racing	SWE	200404010151 105	Exprit / Vortex / Vega	11	0:00,833	0:00,013	0:46,162	11	93,6 km/h
15	226	NETIAGOVSKII, Daniel	CZE	GREGOR KART S.R.O.	CZE	19AS0200 19AT00491	CRG / TM / Vega	11	0:00,835	0:00,002	0:46,164	11	93,6 km/h
16	217	KARLSHØJ, Lasse	DNK	LE Racing Eddie Le Fevre	DNK	40346 39981	Kosmic / Vortex / Vega	11	0:00,835	0:00,000	0:46,164	10	93,6 km/h
17	206	WEBER, Stefan	DEU	Kartshop Ampfing	DEU	IKB1104391 KBF1108764	Kosmic / TM / Vega	11	0:00,837	0:00,002	0:46,166	9	93,6 km/h
18	208	MROSEK, Michael	DEU	Team AK-Racing	AUT	IKC1131164 BK005	Intrepid / TM / Vega	9	0:00,849	0:00,012	0:46,178	8	93,6 km/h
19	252	KALLASMAA, Kaspar	EST	Kaspar Kallasmaa	EST	K916 E115	Energy / TM / Vega	9	0:00,918	0:00,069	0:46,247	9	93,4 km/h
20	230	TONTERI, Paavo	FIN	TB Racing Team	DEU	31303491 KBF1116906	KR / IAME / Vega	9	0:00,957	0:00,039	0:46,286	9	93,3 km/h
21	236	LANG, Hannah	GBR	MK Racing	GBR	212874 273486	Tony Kart / Vortex / Vega	11	0:01,069	0:00,112	0:46,398	9	93,1 km/h
22	218	JOHANSSON, Andreas	SWE	CRG Holland	NLD	199907222587 15521	CRG / TM / Vega	11	0:01,073	0:00,004	0:46,402	11	93,1 km/h

Rennleitung: Pasquale Lupilo Racedirektor: Horst Seidel

Sportkommissare: Nikolas Spaderna / Ulrich Bell / Paola Acerbi

Techn. Kommissare: Hans-Jürgen Dangers / M. Grasshoff / C. Schmidt

Zeitnahme: KART-DATA timing service Franz Schieszler






DEUTSCHE KART-MEISTERSCHAFT

Round 1: 12 - 14 / 04 / 2019

SOUTH GARDA - LONATO (ITA)

DMSB

DMSB RegNr 97-19

free practice DSKM (KZ2) Group 1 Group 1

Fahrername Driver	Longhi Riccardo	Federer Fabian	Leonardo Giuseppe	Maritsic André	Paul Maximilian	Sjöberg Jesper	Ratl Cyril	Talas Jakub	Lundberg Douglas	Baciaska Rokas	Horn Moritz	Javrek Dominik
schnellste Runde in Runde	0:45,329 Rn. 7	0:45,528 Rn. 9	0:45,704 Rn. 8	0:45,749 Rn. 9	0:45,867 Rn. 9	0:45,930 Rn. 10	0:45,937 Rn. 9	0:45,966 Rn. 7	0:46,034 Rn. 8	0:46,089 Rn. 9	0:46,100 Rn. 7	0:46,105 Rn. 9
Speed	95,3 km/h	94,9 km/h	94,5 km/h	94,4 km/h	94,2 km/h	94,1 km/h	94,0 km/h	94,0 km/h	93,8 km/h	93,7 km/h	93,7 km/h	93,7 km/h
Lap 1	3:07,348	1:05,717	0:51,490	0:58,482	1:03,326	1:06,703	1:03,592	1:05,169	0:59,878	1:16,017	0:55,445	1:02,651
Lap 2	0:51,745	0:53,810	0:46,802	0:52,896	0:52,716	0:56,861	0:55,615	0:56,705	0:57,444	1:09,891	0:50,066	0:52,803
Lap 3	0:47,004	0:51,036	0:47,463	0:49,675	0:50,353	0:52,704	0:47,745	0:47,684	0:53,557	0:57,834	2:25,401	0:50,729
Lap 4	0:45,756	0:47,175	0:45,986	1:41,022	0:46,541	0:50,047	0:46,537	0:46,767	0:50,373	0:48,311	0:50,207	0:47,908
Lap 5	0:45,528	0:46,617	0:45,769	0:55,860	0:47,508	0:47,688	0:59,133	0:46,512	0:51,483	0:47,150	0:47,514	0:46,448
Lap 6	0:45,461	1:12,305	0:46,129	0:47,503	0:46,626	0:46,632	0:46,304	0:46,154	0:46,840	0:49,275	0:46,354	0:46,577
Lap 7	0:45,329	0:45,951	0:45,777	0:46,412	0:46,019	0:46,727	0:46,307	0:45,966	0:46,309	0:46,335	0:46,100	0:47,651
Lap 8	0:48,192	0:45,596	0:45,704	0:46,085	0:48,228	0:46,382	0:46,192	0:46,141	0:46,034	0:46,139	0:49,072	0:46,287
Lap 9		0:45,528	0:45,788	0:45,749	0:45,867	0:46,186	0:45,937	0:45,978	0:46,288	0:46,089	0:46,554	0:46,105
Lap 10				0:45,948	0:45,877	0:45,930	0:46,174	0:50,935	0:46,181	0:46,198		0:46,105
Lap 11					0:46,213	0:46,177	0:58,475		0:46,102			0:46,246







Round 1: 12 - 14 / 04 / 2019

SOUTH GARDA - LONATO (ITA)

DEUTSCHE KART-MEISTERSCHAFT



DMSB RegNr 97-19

free practice DSKM (KZ2) Group 1 Group 1

Fahrername Driver	Rosati Fabrizio	Gustavsson Viktor	Nettiagovskii Daniel	Karlishøj Lasse	Weber Stefan	Mrosek Michael	Kallasmaa Kaspar	Tonteri Paavo	Lang Hannah	Johansson Andreas
schnellste Runde in Runde	0:46,149 Rn. 11	0:46,162 Rn. 11	0:46,164 Rn. 11	0:46,164 Rn. 10	0:46,166 Rn. 9	0:46,178 Rn. 8	0:46,247 Rn. 9	0:46,286 Rn. 9	0:46,398 Rn. 9	0:46,402 Rn. 11
Speed	93,6 km/h	93,6 km/h	93,6 km/h	93,6 km/h	93,6 km/h	93,6 km/h	93,4 km/h	93,3 km/h	93,1 km/h	93,1 km/h
Lap 1	1:05,804	1:05,013	1:05,422	1:03,347	1:03,971	1:04,993	0:53,096	1:05,933	1:04,814	1:06,866
Lap 2	0:53,662	0:53,718	0:54,205	0:51,564	0:54,662	0:52,383	0:49,398	0:59,463	0:52,204	0:54,787
Lap 3	0:51,151	0:49,324	0:49,580	0:47,442	0:51,337	0:49,729	0:46,936	0:52,528	0:48,000	0:53,040
Lap 4	0:47,900	0:46,880	0:47,169	0:47,026	0:47,559	0:47,056	0:46,394	0:50,873	0:47,507	0:49,873
Lap 5	0:46,387	0:46,823	0:46,586	0:46,877	0:47,198	0:47,291	0:46,527	1:57,722	0:46,968	0:48,958
Lap 6	0:46,413	0:46,294	0:46,378	0:46,599	0:46,787	0:46,434	0:48,200	0:47,363	0:46,947	0:46,947
Lap 7	0:52,517	0:46,375	0:47,762	0:50,830	0:46,452	0:46,777	0:47,849	0:47,846	0:58,103	0:50,668
Lap 8	0:47,966	0:46,332	0:46,297	0:46,328	0:46,195	0:46,178	0:46,369	0:46,598	0:46,617	0:49,959
Lap 9	0:46,196	0:46,266	0:46,326	0:46,803	0:46,166	0:46,296	0:46,247	0:46,286	0:46,398	0:46,570
Lap 10	0:46,254	0:46,262	0:46,845	0:46,164	0:46,400				0:46,407	0:46,529
Lap 11	0:46,149	0:46,162	0:46,164	0:46,496	0:46,562				0:46,659	0:46,402




DEUTSCHE KART-MEISTERSCHAFT



Round 1: 12 - 14 / 04 / 2019
SOUTH GARDA - LONATO (ITA)



DMSB RegNr 97-19

free practice DSKM (K22) Group 1 Group 1

Ziel		Sektion 1		Sektion 2		Sektion 3	
Fahrername	Zeit	Fahrername	Zeit	Fahrername	Zeit	Fahrername	Zeit
1 234 Longhi,Riccardo	0:45,329	234 Longhi,Riccardo	0:17,760	234 Longhi,Riccardo	0:14,230	234 Longhi,Riccardo	0:13,339
2 201 Federer,Fabian	0:45,528	201 Federer,Fabian	0:17,760	201 Federer,Fabian	0:14,270	235 Marseglia,Leonardo Gius	0:13,476
3 235 Marseglia,Leonardo Gius	0:45,704	235 Marseglia,Leonardo Gius	0:17,904	235 Marseglia,Leonardo Gius	0:14,289	201 Federer,Fabian	0:13,489
4 215 Maticic,André	0:45,749	215 Maticic,André	0:17,934	215 Maticic,André	0:14,316	215 Maticic,André	0:13,499
5 222 Paul,Maximilian	0:45,867	222 Paul,Maximilian	0:17,962	222 Paul,Maximilian	0:14,317	219 Sjöberg,Jesper	0:13,519
6 219 Sjöberg,Jesper	0:45,930	212 Rati,Cyrl	0:17,964	213 Lundberg,Douglas	0:14,328	225 Talas,Jakub	0:13,552
7 212 Rati,Cyrl	0:45,937	219 Sjöberg,Jesper	0:17,990	227 Horn,Moritz	0:14,381	222 Paul,Maximilian	0:13,555
8 225 Talas,Jakub	0:45,966	225 Talas,Jakub	0:17,999	208 Mrosek,Michael	0:14,382	212 Rati,Cyrl	0:13,558
9 213 Lundberg,Douglas	0:46,034	260 Rosati,Fabrizio	0:18,009	225 Talas,Jakub	0:14,389	206 Weber,Stefan	0:13,563
10 255 Baciуска,Rokas	0:46,089	227 Horn,Moritz	0:18,027	255 Baciуска,Rokas	0:14,392	277 Javurek,Dominik	0:13,571
11 227 Horn,Moritz	0:46,100	213 Lundberg,Douglas	0:18,029	219 Sjöberg,Jesper	0:14,397	213 Lundberg,Douglas	0:13,605
12 277 Javurek,Dominik	0:46,105	207 Gustavsson,Viktor	0:18,029	207 Gustavsson,Viktor	0:14,407	255 Baciуска,Rokas	0:13,609
13 260 Rosati,Fabrizio	0:46,149	277 Javurek,Dominik	0:18,043	212 Rati,Cyrl	0:14,415	207 Gustavsson,Viktor	0:13,612
14 207 Gustavsson,Viktor	0:46,162	252 Kallasmaa,Kaspar	0:18,044	260 Rosati,Fabrizio	0:14,418	227 Horn,Moritz	0:13,623
15 226 Netiagovskii,Daniel	0:46,164	217 Karishøj,Lasse	0:18,051	226 Netiagovskii,Daniel	0:14,420	252 Kallasmaa,Kaspar	0:13,628
16 217 Karishøj,Lasse	0:46,164	206 Weber,Stefan	0:18,051	217 Karishøj,Lasse	0:14,428	236 Lang,Hannah	0:13,628
17 206 Weber,Stefan	0:46,166	255 Baciуска,Rokas	0:18,055	277 Javurek,Dominik	0:14,438	208 Mrosek,Michael	0:13,639
18 208 Mrosek,Michael	0:46,178	230 Tonteri,Paavo	0:18,057	206 Weber,Stefan	0:14,458	260 Rosati,Fabrizio	0:13,653
19 252 Kallasmaa,Kaspar	0:46,247	226 Netiagovskii,Daniel	0:18,080	252 Kallasmaa,Kaspar	0:14,507	217 Karishøj,Lasse	0:13,661
20 230 Tonteri,Paavo	0:46,286	218 Johansson,Andreas	0:18,118	230 Tonteri,Paavo	0:14,540	226 Netiagovskii,Daniel	0:13,664
21 236 Lang,Hannah	0:46,398	236 Lang,Hannah	0:18,123	218 Johansson,Andreas	0:14,559	218 Johansson,Andreas	0:13,685
22 218 Johansson,Andreas	0:46,402	208 Mrosek,Michael	0:18,143	236 Lang,Hannah	0:14,601	230 Tonteri,Paavo	0:13,689





DEUTSCHE KART-MEISTERSCHAFT

Round 1: 12 - 14 / 04 / 2019

SOUTH GARDA - LONATO (ITA)





DMSB RegNr 97-19

free practice DSKM (K2) Group 1 Group 1

Die schnellsten Zeiten

Ort	Nr. Fahrername	Zeit	Streckenl.	Ø Speed
Ziel	234 Longhi, Riccardo	0:45,329	1200 m	95,3 km/h
Sektion 1	234 Longhi, Riccardo	0:17,760	531 m	107,6 km/h
Sektion 2	234 Longhi, Riccardo	0:14,230	390 m	98,7 km/h
Sektion 3	234 Longhi, Riccardo	0:13,339	279 m	75,3 km/h

	Smr.234 Longhi, Riccardo ITA	Smr.201 Federer, Fabian ITA	Smr.235 Marseglia, Leonardo Giuseppe ITA	Smr.215 Maticic, André DEU	Smr.222 Paul, Maximilian DEU
	BIREL ART RACING KSW	SRP Racing Team	BIREL ART RACING KSW	Solgat Motorsport	DR SRL
	theoretisch mögliche Bestzeit 0:45,329	theoretisch mögliche Bestzeit 0:45,519	theoretisch mögliche Bestzeit 0:45,669	theoretisch mögliche Bestzeit 0:45,749	theoretisch mögliche Bestzeit 0:45,834
best	Ziel Sektion 1 Sektion 2 Sektion 3 0:45,329 0:17,760 0:14,230 0:13,339	Ziel Sektion 1 Sektion 2 Sektion 3 0:45,528 0:17,760 0:14,270 0:13,489	Ziel Sektion 1 Sektion 2 Sektion 3 0:45,704 0:17,904 0:14,289 0:13,476	Ziel Sektion 1 Sektion 2 Sektion 3 0:45,749 0:17,994 0:14,316 0:13,499	Ziel Sektion 1 Sektion 2 Sektion 3 0:45,867 0:17,962 0:14,317 0:13,555
Runde 1	3:07,348 2:25,261 0:23,391 0:18,696	1:05,717 0:28,215 0:21,068 0:16,434	0:51,490 0:20,693 0:16,194 0:14,603	0:58,482 0:25,107 0:17,547 0:15,828	1:03,326 0:27,243 0:19,837 0:16,246
Runde 2	0:51,745 0:20,390 0:16,948 0:14,407	0:53,810 0:22,318 0:16,561 0:14,931	0:46,802 0:18,388 0:14,588 0:13,826	0:52,896 0:21,159 0:16,573 0:15,164	0:52,716 0:21,451 0:16,508 0:14,757
Runde 3	0:47,004 0:18,704 0:14,640 0:13,660	0:51,036 0:20,158 0:16,372 0:14,506	0:47,463 0:18,575 0:15,200 0:13,688	0:49,675 0:19,961 0:15,410 0:14,304	0:50,353 0:20,358 0:15,827 0:14,168
Runde 4	0:45,756 0:17,973 0:14,394 0:13,389	0:47,175 0:19,094 0:14,521 0:13,560	0:45,986 0:18,065 0:14,364 0:13,557	1:41,022 1:01,828 0:20,871 0:18,323	0:46,541 0:18,185 0:14,550 0:13,806
Runde 5	0:45,528 0:17,871 0:14,313 0:13,344	0:46,617 0:18,021 0:14,557 0:14,039	0:45,769 0:17,904 0:14,368 0:13,497	0:55,860 0:24,162 0:16,750 0:14,948	0:47,508 0:18,598 0:14,562 0:14,348
Runde 6	0:45,461 0:17,867 0:14,238 0:13,356	1:12,305 0:42,352 0:16,211 0:13,742	0:46,129 0:17,920 0:14,478 0:13,731	0:47,503 0:18,757 0:14,882 0:13,864	0:46,626 0:18,510 0:14,506 0:13,610
Runde 7	0:45,329 0:17,760 0:14,230 0:13,339	0:45,951 0:18,104 0:14,358 0:13,489	0:45,777 0:17,919 0:14,308 0:13,550	0:46,412 0:18,188 0:14,550 0:13,674	0:46,019 0:18,071 0:14,368 0:13,580
Runde 8	0:48,192 0:17,781 0:14,289 0:16,122	0:45,596 0:17,760 0:14,314 0:13,522	0:45,704 0:17,939 0:14,289 0:13,476	0:46,085 0:18,072 0:14,399 0:13,614	0:48,228 0:19,499 0:15,103 0:13,626
Runde 9		0:45,528 0:17,764 0:14,270 0:13,494	0:45,788 0:17,913 0:14,353 0:13,522	0:45,749 0:17,994 0:14,316 0:13,499	0:45,867 0:17,962 0:14,323 0:13,582
Runde 10				0:45,948 0:17,964 0:14,345 0:13,639	0:45,877 0:18,005 0:14,317 0:13,555
Runde 11					0:46,213 0:17,993 0:14,543 0:13,677






DEUTSCHE KART-MEISTERSCHAFT

Round 1: 12 - 14 / 04 / 2019

SOUTH GARDA - LONATO (ITA)



DMSB RegNr 97-19

free practice DSKM (KZ2) Group 1 Group 1

Die schnellsten Zeiten

Ort	Nr. Fahrername	Zeit	Streckenl.	Ø Speed
Ziel	234 Longhi,Riccardo	0:45,329	1200 m	95,3 km/h
Sektion 1	234 Longhi,Riccardo	0:17,760	531 m	107,6 km/h
Sektion 2	234 Longhi,Riccardo	0:14,230	390 m	98,7 km/h
Sektion 3	234 Longhi,Riccardo	0:13,339	279 m	75,3 km/h

	Smr.219 Sjöberg,Jesper SWE CRG Holland		Smr.212 Ratl,Cyril CHE Kart-Club Oerlikon		Smr.225 Talas,Jakub CZE JOKA RACING		Smr.213 Lundberg,Douglas SWE Bamberger Karttracing		Smr.255 Baciuska,Rokas LTU CPB SPORT						
	theoretisch mögliche Bestzeit	Ziel	theoretisch mögliche Bestzeit	Ziel	theoretisch mögliche Bestzeit	Ziel	theoretisch mögliche Bestzeit	Ziel	theoretisch mögliche Bestzeit	Ziel					
best	0:45,930	0:14,397	0:13,519	0:45,937	0:17,964	0:14,415	0:13,558	0:46,034	0:18,029	0:14,328	0:13,605	0:46,089	0:18,055	0:14,392	0:13,609
Runde 1	1:06,703	0:28,262	0:17,890	1:03,592	0:26,835	0:19,776	0:16,981	0:59,878	0:23,731	0:19,196	0:16,951	1:16,017	0:31,179	0:23,853	0:20,985
Runde 2	0:56,861	0:23,295	0:15,663	0:55,615	0:21,961	0:17,738	0:15,916	0:57,444	0:23,151	0:18,208	0:16,085	1:09,891	0:29,447	0:22,423	0:18,021
Runde 3	0:52,704	0:21,604	0:14,448	0:47,745	0:18,808	0:15,074	0:13,863	0:53,557	0:21,643	0:16,495	0:15,419	0:57,834	0:24,164	0:19,237	0:14,433
Runde 4	0:50,047	0:20,151	0:13,952	0:46,537	0:18,239	0:14,574	0:13,724	0:50,373	0:20,576	0:15,515	0:14,282	0:48,311	0:19,525	0:14,842	0:13,944
Runde 5	0:47,688	0:19,008	0:13,830	0:46,512	0:18,186	0:14,678	0:13,648	0:51,483	0:21,930	0:15,599	0:13,954	0:47,150	0:18,729	0:14,618	0:13,803
Runde 6	0:46,632	0:18,307	0:13,670	0:46,304	0:18,205	0:14,450	0:13,649	0:46,840	0:18,613	0:14,548	0:13,679	0:49,275	0:18,083	0:15,593	0:15,599
Runde 7	0:46,727	0:18,226	0:13,630	0:46,307	0:18,154	0:14,447	0:13,706	0:46,309	0:18,099	0:14,528	0:13,682	0:46,335	0:18,155	0:14,472	0:13,708
Runde 8	0:46,382	0:18,148	0:13,591	0:46,192	0:18,051	0:14,488	0:13,653	0:46,034	0:18,080	0:14,328	0:13,626	0:46,139	0:18,114	0:14,392	0:13,633
Runde 9	0:46,186	0:18,128	0:13,631	0:45,937	0:17,964	0:14,415	0:13,558	0:46,288	0:18,029	0:14,410	0:13,849	0:46,089	0:18,055	0:14,425	0:13,609
Runde 10	0:45,930	0:18,014	0:13,519	0:46,174	0:18,000	0:14,530	0:13,644	0:46,181	0:18,048	0:14,380	0:13,753	0:46,198	0:18,107	0:14,428	0:13,663
Runde 11	0:46,177	0:17,990	0:13,623	0:58,475	0:18,366	0:16,230	0:23,879	0:46,102	0:18,098	0:14,399	0:13,605				






DEUTSCHE KART-MEISTERSCHAFT

Round 1: 12 - 14 / 04 / 2019

SOUTH GARDA - LONATO (ITA)

DMSB

DMSB RegNr 97-19

free practice DSKM (KZ2) Group 1 Group 1

Die schnellsten Zeiten

Ort	Nr. Fahrername	Zeit	Streckenl.	Ø Speed
Ziel	234 Longhi, Riccardo	0:45,329	1200 m	95,3 km/h
Sektion 1	234 Longhi, Riccardo	0:17,760	531 m	107,6 km/h
Sektion 2	234 Longhi, Riccardo	0:14,230	390 m	98,7 km/h
Sektion 3	234 Longhi, Riccardo	0:13,339	279 m	75,3 km/h

	Smr.227 Horn, Moritz DEU TB Racing Team		Smr.277 Javurek, Dominik CZE JOKA RACING		Smr.260 Rosati, Fabrizio ITA SRP Racing Team		Smr.207 Gustavsson, Viktor SWE JP Racing		Smr.226 Netigovskii, Daniel CZE GREGOR KART S.R.O.							
	theoretisch mögliche Bestzeit	0:46,031	theoretisch mögliche Bestzeit	0:46,052	theoretisch mögliche Bestzeit	0:46,080	theoretisch mögliche Bestzeit	0:46,048	theoretisch mögliche Bestzeit	0:46,164						
best	0:46,100	0:18,027	0:14,381	0:13,623	0:46,105	0:18,043	0:14,438	0:13,571	0:46,162	0:18,029	0:14,407	0:13,612	0:46,164	0:18,080	0:14,420	0:13,664
Runde 1	0:55,445	0:22,494	0:17,273	0:15,678	1:02,651	0:26,510	0:19,995	0:16,146	1:05,013	0:27,253	0:20,885	0:16,875	1:05,422	0:28,787	0:20,280	0:16,355
Runde 2	0:50,066	0:20,103	0:15,755	0:14,208	0:52,803	0:21,816	0:16,423	0:14,564	0:53,718	0:22,243	0:16,453	0:15,022	0:54,205	0:22,322	0:16,820	0:15,063
Runde 3	2:25,401	1:44,234	0:24,667	0:16,500	0:50,729	0:20,310	0:16,045	0:14,374	0:49,324	0:19,652	0:15,515	0:14,157	0:49,580	0:19,733	0:15,576	0:14,271
Runde 4	0:50,207	0:20,235	0:15,708	0:14,264	0:47,908	0:18,915	0:14,753	0:14,240	0:46,880	0:18,389	0:14,666	0:13,825	0:47,169	0:18,429	0:14,940	0:13,800
Runde 5	0:47,514	0:18,891	0:14,821	0:13,802	0:46,448	0:18,171	0:14,632	0:13,645	0:46,823	0:18,574	0:14,561	0:13,688	0:46,586	0:18,207	0:14,645	0:13,734
Runde 6	0:46,354	0:18,166	0:14,565	0:13,623	0:46,577	0:18,297	0:14,555	0:13,725	0:46,294	0:18,115	0:14,493	0:13,686	0:46,378	0:18,167	0:14,530	0:13,681
Runde 7	0:46,100	0:18,027	0:14,381	0:13,692	0:47,651	0:18,238	0:15,445	0:13,968	0:46,375	0:18,141	0:14,488	0:13,746	0:47,762	0:18,179	0:15,385	0:14,198
Runde 8	0:49,072	0:18,041	0:16,316	0:14,715	0:46,287	0:18,138	0:14,527	0:13,622	0:46,332	0:18,197	0:14,497	0:13,638	0:46,297	0:18,082	0:14,494	0:13,721
Runde 9	0:46,554	0:18,323	0:14,473	0:13,758	0:46,105	0:18,071	0:14,438	0:13,596	0:46,266	0:18,195	0:14,459	0:13,612	0:46,326	0:18,112	0:14,516	0:13,698
Runde 10					0:46,105	0:18,043	0:14,491	0:13,571	0:46,262	0:18,161	0:14,433	0:13,668	0:46,845	0:18,156	0:14,431	0:14,258
Runde 11					0:46,246	0:18,056	0:14,512	0:13,678	0:46,162	0:18,029	0:14,407	0:13,726	0:46,164	0:18,080	0:14,420	0:13,664






DEUTSCHE KART-MEISTERSCHAFT

Round 1: 12 - 14 / 04 / 2019

SOUTH GARDA - LONATO (ITA)



DMSB

DMSB RegNr 97-19

free practice DSKM (KZ2) Group 1 Group 1

Die schnellsten Zeiten

Ort	Nr. Fahrername	Zeit	Streckenkil.	Ø Speed
Ziel	234 Longhi, Riccardo	0:45,329	1200 m	95,3 km/h
Sektion 1	234 Longhi, Riccardo	0:17,760	531 m	107,6 km/h
Sektion 2	234 Longhi, Riccardo	0:14,230	390 m	98,7 km/h
Sektion 3	234 Longhi, Riccardo	0:13,339	279 m	75,3 km/h

	Smr.217 Karishoj, Lasse DNK LE Racing Eddie Le Fevre theoretisch mögliche Bestzeit 0:46,140	Smr.206 Weber, Stefan DEU Kartshop Amping theoretisch mögliche Bestzeit 0:46,072	Smr.208 Mrosek, Michael DEU Team AK-Racing theoretisch mögliche Bestzeit 0:46,164	Smr.252 Kallasmaa, Kaspar EST Kaspar Kallasmaa theoretisch mögliche Bestzeit 0:46,179	Smr.230 Tomteri, Paavo FIN TB Racing Team theoretisch mögliche Bestzeit 0:46,286
best	0:46,164	0:46,166	0:46,178	0:46,247	0:46,286
Runde 1	1:03,347	0:26,339	1:03,971	0:53,096	1:05,933
Runde 2	0:51,564	0:21,518	0:54,662	0:49,398	0:59,463
Runde 3	0:47,442	0:18,502	0:51,337	0:46,936	0:52,528
Runde 4	0:47,026	0:18,377	0:47,559	0:46,394	0:50,873
Runde 5	0:46,877	0:18,239	0:47,198	0:46,527	1:57,722
Runde 6	0:46,599	0:18,186	0:46,787	0:48,200	0:47,363
Runde 7	0:50,830	0:18,215	0:46,452	0:47,849	0:47,846
Runde 8	0:46,328	0:18,138	0:46,195	0:46,369	0:46,598
Runde 9	0:46,803	0:18,291	0:46,166	0:46,178	0:46,286
Runde 10	0:46,164	0:18,051	0:46,400	0:46,296	0:46,286
Runde 11	0:46,496	0:18,212	0:46,562	0:46,247	0:46,286







Round 1: 12 - 14 / 04 / 2019

SOUTH GARDA - LONATO (ITA)

DMSB RegNr 97-19

free practice DSKM (K22) Group 1 Group 1

Die schnellsten Zeiten

Ort	Nr. Fahrername	Zeit	Streckenl.	ø Speed
Ziel	234 Longhi,Riccardo	0:45,329	1200 m	95,3 km/h
Sektion 1	234 Longhi,Riccardo	0:17,760	531 m	107,6 km/h
Sektion 2	234 Longhi,Riccardo	0:14,230	390 m	98,7 km/h
Sektion 3	234 Longhi,Riccardo	0:13,339	279 m	75,3 km/h

	Stm.236 Lang,Hannah GBR MK Racing			Stm.218 Johansson,Andreas SWE CRG Holland			Ziel	Sektion 1	Sektion 2	Sektion 3	Ziel	Sektion 1	Sektion 2	Sektion 3
	theoretisch mögliche Bestzeit	Sektion 1	Sektion 2	Sektion 3	theoretisch mögliche Bestzeit	Sektion 1								
best	0:46,398	0:18,123	0:14,601	0:13,628	0:46,362	0:18,118	0:14,559	0:13,685						
Runde 1	1:04,814	0:28,141	0:20,686	0:15,987	1:06,866	0:28,412	0:21,882	0:16,572						
Runde 2	0:52,204	0:21,590	0:16,152	0:14,462	0:54,787	0:22,366	0:17,147	0:15,274						
Runde 3	0:48,000	0:18,788	0:15,099	0:14,113	0:53,040	0:21,479	0:16,738	0:14,823						
Runde 4	0:47,507	0:18,534	0:15,054	0:13,919	0:49,873	0:20,211	0:15,427	0:14,235						
Runde 5	0:46,968	0:18,399	0:14,787	0:13,782	0:48,958	0:19,904	0:15,119	0:13,935						
Runde 6	0:46,947	0:18,348	0:14,811	0:13,788	0:46,947	0:18,392	0:14,696	0:13,859						
Runde 7	0:58,103	0:23,676	0:18,993	0:15,434	0:50,668	0:18,282	0:15,283	0:17,103						
Runde 8	0:46,617	0:18,223	0:14,714	0:13,680	0:49,959	0:20,518	0:15,590	0:13,851						
Runde 9	0:46,398	0:18,123	0:14,610	0:13,665	0:46,570	0:18,180	0:14,653	0:13,737						
Runde 10	0:46,407	0:18,128	0:14,650	0:13,629	0:46,529	0:18,207	0:14,637	0:13,685						
Runde 11	0:46,659	0:18,430	0:14,601	0:13,628	0:46,402	0:18,118	0:14,559	0:13,725						