

**Spa Francorchamps**  
**International GT Open**  
**Qualifying - 2 Driver - 2**  
**Provisional Results**



Cls	Nº	Entrant/Team	Nat	Driver 1	Nat	Driver 2	Nat	Vehicle	Cat	Cls	Laps	Best	Time	Gap	Interval	Km/h
1	20	SPS Automotive Performance	DEU	Valentin Pierburg	DEU	<u>Tom Onslow-Cole</u>	GBR	Mercedes AMG GT3	PROAM	1	8	7	2:16.163			185.1
2	63	Emil Frey Racing	CHE	<u>Albert Costa</u>	ESP	Giacomo Altoè	ITA	Lamborghini Huracan GT3 EVO	PRO	1	9	7	2:16.269	0.106	0.106	185.0
3	14	Emil Frey Racing	CHE	<u>Norbert Siedler</u>	AUT	Mikaël Grenier	CAN	Lamborghini Huracan GT3 EVO	PRO	2	8	5	2:16.424	0.261	0.155	184.8
4	16	Teo Martín Motorsport	ESP	Marcelo Hahn	BRA	<u>Ben Barnicoat</u>	GBR	McLaren 720 s	PROAM	2	8	7	2:16.588	0.425	0.164	184.6
5	17	Teo Martín Motorsport	ESP	Fran Rueda	ESP	<u>Andrés Saravia</u>	GTM	McLaren 720 s	PRO	3	8	6	2:16.653	0.490	0.065	184.5
6	10	SPS Automotive Performance	DEU	<u>Miguel Ramos</u>	PRT	Fabrizio Crestani	ITA	Mercedes AMG GT3	PRO	4	8	8	2:16.655	0.492	0.002	184.5
7	75	Rowe Racing / SunEnergy1	DEU	Kenny Habul	AUS	<u>Thomas Jäger</u>	DEU	Mercedes AMG GT3	PROAM	3	9	8	2:16.869	0.706	0.214	184.2
8	25	HTP Motorsport	DEU	Alexander Hrachowina	AUT	<u>Martin Konrad</u>	AUT	Mercedes AMG GT3	AM	1	9	7	2:16.929	0.766	0.060	184.1
9	19	Raton Racing by Target	ITA	Jiatong Liang	CHN	<u>Raffaele Giammaria</u>	ITA	Lamborghini Huracan GT3 EVO	PROAM	4	9	7	2:16.998	0.835	0.069	184.0
10	59	Teo Martín Motorsport	ESP	Martin Kodrič	HRV	<u>Henrique Chaves</u>	PRT	McLaren 720 s	PRO	5	8	7	2:17.002	0.839	0.004	184.0
11	66	Vincenzo Sospiri Racing	ITA	<u>Kang Ling</u>	CHN	Frederik Schandorff	DNK	Lamborghini Huracan GT3 EVO	PROAM	5	8	6	2:17.137	0.974	0.135	183.8
12	6	Antonelli MotorSport	ITA	Daniel Zampieri	ITA	<u>Michael Meadows</u>	GBR	Mercedes AMG GT3	PRO	6	9	8	2:17.212	1.049	0.075	183.7
13	27	Lazarus Racing	ITA	<u>Nicola De Marco</u>	ITA	Nicolas Pohler	DEU	Lamborghini Huracan GT3 EVO	PRO	7	9	6	2:17.407	1.244	0.195	183.5
14	26	Lazarus Racing	ITA	<u>Eliseo Martínez</u>	ESP	Fabio Onidi	ITA	Lamborghini Huracan GT3	PRO	8	9	8	2:17.633	1.470	0.226	183.2
15	93	Spirit of Race / Tempesta	GBR	<u>Christopher Froggatt</u>	GBR	Edward Cheever III	ITA	Ferrari 488 GT3	PROAM	6	9	7	2:17.852	1.689	0.219	182.9
16	12	Ombra Racing	ITA	<u>Federico Leo</u>	ITA	Najiy Razak	MYS	Lamborghini Huracan GT3 EVO	PRO	9	7	5	2:18.478	2.315	0.626	182.0
17	11	GetSpeed Performance	DEU	Janine Hill	GBR	<u>John Shoffner</u>	USA	Mercedes AMG GT3	AM	2	9	9	2:19.051	2.888	0.573	181.3
18	34	Imperiale Racing	ITA	<u>Adrian Amstutz</u>	CHE	Patrick Kujala	FIN	Lamborghini Huracan GT3	PROAM	7	8	8	2:19.228	3.065	0.177	181.1
19	9	Antonelli MotorSport	ITA	Davide Roda	ITA			Mercedes AMG GT3	AM	3	9	8	2:19.429	3.266	0.201	180.8
20	99	Sports and You	PRT	António Coimbra	PRT	<u>Luis Silva</u>	PRT	Mercedes AMG GT3	AM	4	8	6	2:21.989	5.826	2.560	177.5
21	90	Raton Racing by Target	ITA	Alberto Di Folco	ITA	<u>Christoph Lenz</u>	CHE	Lamborghini Huracan GT3 EVO	PROAM	8	9	8	2:23.361	7.198	1.372	175.8
22	8	Antonelli MotorSport	ITA	Giuseppe Cipriani	ITA			Mercedes AMG GT3	AM	5	1	1	10:39:04.3	10:36:48.	10:36:40.	00.0

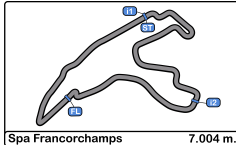
CAR19 TIME 2.17.343 DELETED TRACK LIMITS AT T3  
 CAR 93 TIME 2.18.466 DELETED TRACK LIMITS AT T3  
 CAR 66 TIME 2.17.249 DELETED TRACK LIMITS AT T17  
 CAR 20 TIME 2.15.780 DELETED TRACK LIMITS AT T17

Published at:.....

Track Temp: 26.5 °C    Air Temp: 16.8 °C    Humidity: 55 %    Track Status: DRY

Stewards:	Race Director:	Timekeeper:
-----------	----------------	-------------





**Spa Francorchamps**  
**International GT Open**  
**Qualifying - 2 Driver - 2**  
**Provisional Results by Class**



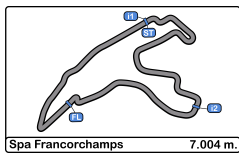
Cls	Nº	Entrant/Team	Nat	Driver 1	Nat	Status	Driver 2	Nat	Status	Vehicle	Cat	Cls	Laps	Best	Time	Gap	Interval	Km/h	
<b>PRO</b>																			
1	63	Emil Frey Racing	CH	<b>Albert Costa</b>	ES		Giacomo Altoè	IT		Lamborghini Huracan GT3 EVO	PRO	1	9	7	2:16.269			185.0	
2	14	Emil Frey Racing	CH	<b>Norbert Siedler</b>	AT		Mikaël Grenier	CA		Lamborghini Huracan GT3 EVO	PRO	2	8	5	2:16.424	0.155	0.155	184.8	
3	17	Teo Martín Motorsport	ES	Fran Rueda	ES		<b>Andrés Saravia</b>	GT		McLaren 720 s	PRO	3	8	6	2:16.653	0.384	0.229	184.5	
4	10	SPS Automotive Performance	DE	<b>Miguel Ramos</b>	PT		Fabrizio Crestani	IT		Mercedes AMG GT3	PRO	4	8	8	2:16.655	0.386	0.002	184.5	
5	59	Teo Martín Motorsport	ES	Martin Kodrić	HR		<b>Henrique Chaves</b>	PT		McLaren 720 s	PRO	5	8	7	2:17.002	0.733	0.347	184.0	
6	6	Antonelli MotorSport	IT	Daniel Zampieri	IT		<b>Michael Meadows</b>	GB		Mercedes AMG GT3	PRO	6	9	8	2:17.212	0.943	0.210	183.7	
7	27	Lazarus Racing	IT	<b>Nicola De Marco</b>	IT		Nicolas Pohler	DE		Lamborghini Huracan GT3 EVO	PRO	7	9	6	2:17.407	1.138	0.195	183.5	
8	26	Lazarus Racing	IT	<b>Eliseo Martínez</b>	ES		Fabio Onidi	IT		Lamborghini Huracan GT3	PRO	8	9	8	2:17.633	1.364	0.226	183.2	
9	12	Ombra Racing	IT	<b>Federico Leo</b>	IT		Najiy Razak	MY		Lamborghini Huracan GT3 EVO	PRO	9	7	5	2:18.478	2.209	0.845	182.0	
<b>PROAM</b>																			
1	20	SPS Automotive Performance	DE	Valentin Pierburg	DE		<b>Tom Onslow-Cole</b>	GB		Mercedes AMG GT3	PROAM	1	8	7	2:16.163			185.1	
2	16	Teo Martín Motorsport	ES	Marcelo Hahn	BR		<b>Ben Barnicoat</b>	GB		McLaren 720 s	PROAM	2	8	7	2:16.588	0.425	0.425	184.6	
3	75	Rowe Racing / SunEnergy1	DE	Kenny Habul	AU		<b>Thomas Jäger</b>	DE		Mercedes AMG GT3	PROAM	3	9	8	2:16.869	0.706	0.281	184.2	
4	19	Raton Racing by Target	IT	Jiatong Liang	CN		<b>Raffaele Giammaria</b>	IT		Lamborghini Huracan GT3 EVO	PROAM	4	9	7	2:16.998	0.835	0.129	184.0	
5	66	Vincenzo Sospiri Racing	IT	<b>Kang Ling</b>	CN		Frederik Schandorff	DK		Lamborghini Huracan GT3 EVO	PROAM	5	8	6	2:17.137	0.974	0.139	183.8	
6	93	Spirit of Race / Tempesta	GB	<b>Christopher Froggatt</b>	GB		Edward Cheever III	IT		Ferrari 488 GT3	PROAM	6	9	7	2:17.852	1.689	0.715	182.9	
7	34	Imperiale Racing	IT	<b>Adrian Amstutz</b>	CH		Patrick Kujala	FI		Lamborghini Huracan GT3	PROAM	7	8	8	2:19.228	3.065	1.376	181.1	
8	90	Raton Racing by Target	IT	Alberto Di Folco	IT		<b>Christoph Lenz</b>	CH		Lamborghini Huracan GT3 EVO	PROAM	8	9	8	2:23.361	7.198	4.133	175.8	
<b>AM</b>																			
1	25	HTP Motorsport	DE	Alexander Hrachowina	AT		<b>Martin Konrad</b>	AT		Mercedes AMG GT3	AM	1	9	7	2:16.929			184.1	
2	11	GetSpeed Performance	DE	Janine Hill	GB		<b>John Shoffner</b>	US		Mercedes AMG GT3	AM	2	9	9	2:19.051	2.122	2.122	181.3	
3	9	Antonelli MotorSport	IT	Davide Roda	IT					Mercedes AMG GT3	AM	3	9	8	2:19.429	2.500	0.378	180.8	
4	99	Sports and You	PT	António Coimbra	PT		<b>Luis Silva</b>	PT		Mercedes AMG GT3	AM	4	8	6	2:21.989	5.060	2.560	177.5	
5	8	Antonelli MotorSport	IT	Giuseppe Cipriani	IT					Mercedes AMG GT3	AM	5	1	1	10:39:04.3	10:36:47.	10:36:42.	00.0	

Published at:.....

Track Temp: 26.5 °C    Air Temp: 16.8 °C    Humidity: 55 %    Track Status: DRY

<b>Stewards:</b>	<b>Race Director:</b>	<b>Timekeeper:</b>
------------------	-----------------------	--------------------



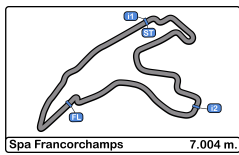


**Spa Francorchamps**  
**International GT Open**  
**Qualifying - 2 Driver - 2**  
**Lap Analysis**



6							12								
1 Daniel Zampieri Mercedes AMG GT3							1 Federico Leo Lamborghini Huracan GT3 EVO								
PRO 2 Michael Meadows Antonelli MotorSport							PRO 2 Najiy Razak Ombra Racing								
Lap	D	Time	Sector 1	Sector 2	Sector 3	T. Spd	Elapsed	Lap	D	Time	Sector 1	Sector 2	Sector 3	T. Spd	Elapsed
1	2	10:38:51.626	10:36:54.664	1:07.924	49.038	191.4	10:38:51.626	1	1	10:37:59.628	10:36:07.075	1:06.940	45.613	236.3	10:37:59.628
2	2	2:19.265	39.598	1:03.246	36.421	258.3	10:41:10.891	2	1	4:27.880	1:54.006	1:19.984	1:13.890	252.3	10:42:27.508
3	2	3:27.029	P 51.704	1:29.067	1:06.258	154.2	10:44:37.920	3	1	52:20.039	50:33.488	1:06.470	40.081	243.7	11:34:47.547
4	2	50:12.476	48:27.736	1:04.961	39.779	245.4	11:34:50.396	4	1	2:20.604	39.821	1:03.051	37.732	257.1	11:37:08.151
5	2	2:25.414	P 39.474	1:03.087	42.853	257.7	11:37:15.810	5	1	2:18.478	39.405	1:02.834	36.239	259.6	11:39:26.629
6	2	3:15.989	1:35.118	1:04.067	36.804	253.5	11:40:31.799	6	1	2:25.024	39.373	1:03.434	42.217	261.5	11:41:51.653
7	2	2:17.927	39.096	1:02.580	36.251	259.6	11:42:49.726	7	1	2:26.985	P 39.338	1:03.028	44.619	262.1	11:44:18.638
8	2	2:17.212	38.947	1:02.413	35.852	260.8	11:45:06.938	<b>14</b>							
9	2	2:27.022	38.923	1:04.934	43.165	262.1	11:47:33.960	1 Norbert Siedler Lamborghini Huracan GT3 EVO							
<b>8</b>							PRO 2 Mikaël Grenier Emil Frey Racing								
1 Giuseppe Cipriani Mercedes AMG GT3							Lap D Time Sector 1 Sector 2 Sector 3 T. Spd Elapsed								
AM 2 Antonelli MotorSport							1 1 10:38:55.776 10:36:58.126 1:09.017 48.633 185.5 10:38:55.776								
Lap D Time Sector 1 Sector 2 Sector 3 T. Spd Elapsed							2 1 2:28.133 P 39.627 1:04.163 44.343 261.5 10:41:23.909								
1 10:39:04.339 10:37:03.468 1:09.339 51.532 248.2 10:39:04.339							3 1 54:11.073 52:19.967 1:12.839 38.267 219.0 11:35:34.982								
2 40.468 10:43.297 254.1							4 1 2:16.953 39.232 1:01.971 35.750 262.1 11:37:51.935								
<b>9</b>							5 1 2:16.424 38.808 1:01.895 35.721 264.7 11:40:08.359								
1 Davide Roda Mercedes AMG GT3							6 1 2:25.758 38.670 1:06.575 40.513 266.0 11:42:34.117								
AM 2 Antonelli MotorSport							7 1 2:28.060 38.880 1:09.555 39.625 264.0 11:45:02.177								
Lap D Time Sector 1 Sector 2 Sector 3 T. Spd Elapsed							8 1 2:16.657 38.872 1:02.085 35.700 264.7 11:47:18.834								
1 10:38:12.491 10:36:18.637 1:08.287 45.567 246.0 10:38:12.491							<b>16</b>								
2 2:21.003 39.859 1:04.387 36.757 256.5 10:40:33.494							1 Marcelo Hahn McLaren 720 s								
3 3:22.225 P 39.658 1:29.848 1:12.719 218.6 10:43:55.719							PROAM 2 Ben Barnicoat Teo Martín Motorsport								
4 51:45.908 49:58.613 1:07.033 40.262 248.8 11:35:41.627							Lap D Time Sector 1 Sector 2 Sector 3 T. Spd Elapsed								
5 2:20.724 39.543 1:04.587 36.594 256.5 11:38:02.351							1 2 10:39:35.344 10:37:46.291 1:08.406 40.647 232.2 10:39:35.344								
6 2:20.061 39.515 1:03.884 36.662 258.3 11:40:22.412							2 2 2:54.537 P 39.210 1:03.145 1:12.182 260.8 10:42:29.881								
7 2:22.262 39.830 1:04.716 37.716 258.3 11:42:44.674							3 2 52:42.345 50:58.135 1:05.296 38.914 255.3 11:35:12.226								
8 2:19.429 39.489 1:03.407 36.533 258.3 11:45:04.103							4 2 2:17.603 39.298 1:02.417 35.888 259.6 11:37:29.829								
9 2:19.679 39.465 1:03.561 36.653 257.1 11:47:23.782							5 2 2:23.126 P 39.085 1:02.267 41.774 262.7 11:39:52.955								
<b>10</b>							6 2 3:25.179 1:41.044 1:07.625 36.510 216.0 11:43:18.134								
1 Miguel Ramos Mercedes AMG GT3							7 2 2:16.588 38.883 1:02.015 35.690 263.4 11:45:34.722								
PRO 2 Fabrizio Crestani SPS Automotive Performance							8 2 2:18.859 38.862 1:02.303 37.694 264.0 11:47:53.581								
Lap D Time Sector 1 Sector 2 Sector 3 T. Spd Elapsed							<b>17</b>								
1 1 10:37:50.793 P 10:35:50.347 1:11.377 49.069 248.8 10:37:50.793							1 Fran Rueda McLaren 720 s								
2 1 3:42.449 P 1:46.792 1:05.166 50.491 255.9 10:41:33.242							PRO 2 Andrés Saravia Teo Martín Motorsport								
3 1 52:48.442 51:06.897 1:04.532 37.013 251.1 11:34:21.684							Lap D Time Sector 1 Sector 2 Sector 3 T. Spd Elapsed								
4 1 2:18.664 39.356 1:03.233 36.075 258.9 11:36:40.348							1 2 10:39:29.445 10:37:44.449 1:04.805 40.191 213.0 10:39:29.445								
5 1 2:18.330 39.217 1:02.746 36.367 260.2 11:38:58.678							2 2 2:59.360 P 39.156 1:06.337 1:13.867 262.7 10:42:28.805								
6 1 2:29.694 P 41.050 1:03.919 44.725 256.5 11:41:28.372							3 2 52:04.512 P 50:16.679 1:05.374 42.459 254.7 11:34:33.317								
7 1 2:59.281 1:20.457 1:02.771 36.053 256.5 11:44:27.653							4 2 3:54.904 2:09.219 1:06.533 39.152 158.8 11:38:28.221								
8 1 2:16.655 38.859 1:02.112 35.684 260.8 11:46:44.308							5 2 2:16.927 38.758 1:02.212 35.957 267.3 11:40:45.148								
<b>11</b>							6 2 2:16.653 38.607 1:02.503 35.543 267.9 11:43:01.801								
1 Janine Hill Mercedes AMG GT3							7 2 2:20.787 38.573 1:05.092 37.122 270.0 11:45:22.588								
AM 2 John Shoffner GetSpeed Performance							8 2 2:30.398 38.665 1:07.267 44.466 268.6 11:47:52.986								
Lap D Time Sector 1 Sector 2 Sector 3 T. Spd Elapsed							<b>19</b>								
1 2 10:38:06.391 10:36:09.359 1:12.857 44.175 204.5 10:38:06.391							1 Jiatong Liang Lamborghini Huracan GT3 EVO								
2 2 2:21.710 39.521 1:04.412 37.777 258.3 10:40:28.101							PROAM 2 Raffaele Giammaria Raton Racing by Target								
3 2 3:22.712 P 40.572 1:32.033 1:10.107 255.3 10:43:50.813							Lap D Time Sector 1 Sector 2 Sector 3 T. Spd Elapsed								
4 2 52:05.875 50:21.253 1:07.656 36.966 241.0 11:35:56.688							1 2 10:38:29.071 10:36:34.407 1:05.446 49.218 221.7 10:38:29.071								
5 2 2:20.649 39.883 1:04.245 36.521 257.7 11:38:17.337							2 2 2:20.669 39.765 1:04.880 36.024 260.2 10:40:49.740								
6 2 2:20.222 39.530 1:04.165 36.527 259.6 11:40:37.559							3 2 3:37.403 P 51.293 1:33.308 1:12.802 129.0 10:44:27.143								
7 2 2:20.623 39.666 1:04.350 36.607 262.7 11:42:58.182							4 2 50:07.870 P 48:18.918 1:05.567 43.385 246.0 11:34:35.013								
8 2 2:20.131 39.579 1:04.234 36.318 261.5 11:45:18.313							5 2 3:02.822 1:22.698 1:03.431 36.693 257.1 11:37:37.835								
9 2 2:19.051 39.252 1:03.359 36.440 260.8 11:47:37.364							6 2 2:47.343 39.186 1:02.483 35.674 259.6 11:39:55.178								
							7 2 2:16.998 39.270 1:02.168 35.560 260.2 11:42:12.176								
							8 2 2:20.439 39.002 1:02.510 38.927 262.7 11:44:32.615								
							9 2 2:25.804 39.013 1:02.606 44.185 261.5 11:46:58.419								





**Spa Francorchamps**  
**International GT Open**  
**Qualifying - 2 Driver - 2**  
**Lap Analysis**



20							34									
1 Valentin Pierburg			Mercedes AMG GT3				1 Adrian Amstutz			Lamborghini Huracan GT3						
PROAM			2 Tom Onslow-Cole				SPS Automotive Performance			PROAM			2 Patrick Kujala			
Lap	D	Time	Sector 1	Sector 2	Sector 3	T. Spd	Elapsed	Lap	D	Time	Sector 1	Sector 2	Sector 3	T. Spd	Elapsed	
1	2	10:37:40.656	P 10:35:46.342	1:08.168	46.146	248.8	10:37:40.656	1	1	10:39:17.288	10:37:33.852	1:05.176	38.260	254.7	10:39:17.288	
2	2	3:32.783	P 1:41.310	1:07.129	44.344	197.0	10:41:13.439	2	1	2:41.953	P 39.370	1:13.517	49.066	261.5	10:41:59.241	
3	2	53:03.020	51:16.346	1:08.462	38.212	239.4	11:34:16.459	3	1	52:41.289	50:54.135	1:07.368	39.786	243.7	11:34:40.530	
4	2	2:17.278	39.144	1:02.378	35.756	260.2	11:36:33.737	4	1	2:26.731	P 39.520	1:03.998	43.213	260.2	11:37:07.261	
5	2	2:23.149	P 38.836	1:02.015	42.298	262.7	11:38:56.886	5	1	3:08.186	1:23.806	1:06.916	37.464	257.7	11:40:15.447	
6	2	3:03.790	1:17.650	1:06.256	39.884	254.7	11:42:00.676	6	1	2:19.500	39.116	1:03.763	36.621	265.3	11:42:34.947	
7	2	2:16.163	38.830	1:01.764	35.569	262.1	11:44:16.839	7	1	2:19.732	39.578	1:03.576	36.578	266.0	11:44:54.679	
8	2	2:15.780	38.708	1:01.504	35.568	260.2	11:46:32.619	8	1	2:19.228	39.192	1:03.502	36.534	266.0	11:47:13.907	

25							59									
1 Alexander Hrachowina			Mercedes AMG GT3				1 Martin Kodrić			McLaren 720 s						
AM			2 Martin Konrad				HTP Motorsport			PRO			2 Henrique Chaves			
Lap	D	Time	Sector 1	Sector 2	Sector 3	T. Spd	Elapsed	Lap	D	Time	Sector 1	Sector 2	Sector 3	T. Spd	Elapsed	
1	2	10:38:25.863	10:36:31.586	1:04.725	49.552	215.1	10:38:25.863	1	2	10:37:41.713	P 10:35:52.281	1:06.145	43.287	251.1	10:37:41.713	
2	2	2:18.734	39.449	1:02.973	36.312	257.7	10:40:44.597	2	2	3:11.243	1:28.635	1:05.564	37.044	228.3	10:40:52.956	
3	2	3:40.642	P 46.826	1:41.855	1:11.961	153.4	10:44:25.239	3	2	3:35.329	P 49.499	1:32.852	1:12.978	119.3	10:44:28.285	
4	2	52:02.689	50:21.341	1:04.355	36.993	252.3	11:36:27.928	4	2	51:34.919	49:48.876	1:06.683	39.360	224.0	11:36:03.204	
5	2	2:17.600	39.247	1:02.441	35.912	260.2	11:38:45.528	5	2	2:17.266	38.648	1:02.926	35.692	265.3	11:38:20.470	
6	2	2:16.989	39.070	1:02.102	35.817	261.5	11:41:02.517	6	2	2:17.198	38.846	1:02.419	35.933	266.6	11:40:37.668	
7	2	2:16.929	38.993	1:02.128	35.808	261.5	11:43:19.446	7	2	2:17.002	38.833	1:02.417	35.752	266.0	11:42:54.670	
8	2	2:26.730	40.683	1:06.329	39.718	223.6	11:45:46.176	8	2	2:30.245	P 38.745	1:04.462	47.038	267.9	11:45:24.915	
9	2	2:25.915	38.976	1:04.398	42.541	261.5	11:48:12.091									

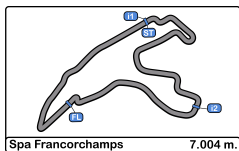
  

26							63									
1 Eliseo Martínez			Lamborghini Huracan GT3				1 Albert Costa			Lamborghini Huracan GT3 EVO						
PRO			2 Fabio Onidi				Lazarus Racing			PRO			2 Giacomo Altoè			
Lap	D	Time	Sector 1	Sector 2	Sector 3	T. Spd	Elapsed	Lap	D	Time	Sector 1	Sector 2	Sector 3	T. Spd	Elapsed	
1	1	10:37:29.188	10:35:45.022	1:06.694	37.472	230.2	10:37:29.188	1	1	10:38:35.446	10:36:40.043	1:05.153	50.250	248.2	10:38:35.446	
2	1	2:19.314	39.691	1:03.398	36.225	262.1	10:39:48.502	2	1	2:21.388	39.460	1:02.538	39.390	258.9	10:40:56.834	
3	1	2:47.146	P 39.241	1:06.151	1:01.754	264.0	10:42:35.648	3	1	3:32.393	P 46.374	1:33.130	1:12.889	123.4	10:44:29.227	
4	1	52:00.803	50:15.895	1:05.285	39.623	251.1	11:34:36.451	4	1	50:17.113	48:29.941	1:06.562	40.610	233.2	11:34:46.340	
5	1	2:19.345	39.469	1:02.944	36.932	264.0	11:36:55.796	5	1	2:17.541	39.118	1:02.543	35.880	260.2	11:37:03.881	
6	1	2:20.632	40.007	1:03.943	36.682	262.7	11:39:16.428	6	1	2:16.284	38.899	1:01.629	35.756	262.7	11:39:20.165	
7	1	2:17.967	39.177	1:02.737	36.053	266.0	11:41:34.395	7	1	2:16.269	38.795	1:01.769	35.705	262.7	11:41:36.434	
8	1	2:17.633	39.062	1:02.750	35.821	264.7	11:43:52.028	8	1	2:20.247	38.800	1:01.910	39.537	263.4	11:43:56.681	
9	1	2:39.320	P 38.998	1:03.351	56.971	264.0	11:46:31.348	9	1	2:16.281	38.743	1:01.828	35.710	262.7	11:46:12.962	

27							66									
1 Nicola De Marco			Lamborghini Huracan GT3 EVO				1 Kang Ling			Lamborghini Huracan GT3 EVO						
PRO			2 Nicolas Pohler				Lazarus Racing			PROAM			2 Frederik Schandorff			
Lap	D	Time	Sector 1	Sector 2	Sector 3	T. Spd	Elapsed	Lap	D	Time	Sector 1	Sector 2	Sector 3	T. Spd	Elapsed	
1	1	10:38:38.359	10:36:42.157	1:05.706	50.496	228.8	10:38:38.359	1	1	10:39:40.630	10:38:01.122	1:03.262	36.246	251.7	10:39:40.630	
2	1	2:19.004	39.473	1:03.113	36.418	260.8	10:40:57.363	2	1	2:50.676	P 39.444	1:03.393	1:07.839	260.8	10:42:31.306	
3	1	3:34.660	P 47.103	1:33.016	1:14.541	135.6	10:44:32.023	3	1	52:26.956	50:36.511	1:07.919	42.526	253.5	11:34:58.262	
4	1	51:05.267	49:14.184	1:12.377	38.706	216.8	11:35:37.290	4	1	2:18.127	39.515	1:02.555	36.057	258.9	11:37:16.389	
5	1	2:17.993	39.273	1:02.808	35.912	262.7	11:37:55.283	5	1	2:47.249	39.238	1:02.123	35.888	260.2	11:39:33.638	
6	1	2:17.407	39.025	1:02.608	35.774	264.0	11:40:12.690	6	1	2:17.137	39.144	1:02.072	35.921	262.1	11:41:50.775	
7	1	2:17.500	38.984	1:02.707	35.809	265.3	11:42:30.190	7	1	2:25.618	39.060	1:09.485	37.073	262.7	11:44:16.393	
8	1	2:22.890	39.225	1:05.105	38.560	262.1	11:44:53.080	8	1	2:22.444	39.185	1:04.399	38.860	262.7	11:46:38.837	
9	1	2:18.246	39.208	1:02.851	36.187	262.7	11:47:11.326									





**Spa Francorchamps**  
**International GT Open**  
**Qualifying - 2 Driver - 2**  
**Lap Analysis**



**75** 1 Kenny Habul Mercedes AMG GT3

PROAM 2 Thomas Jäger Rowe Racing / SunEnergy1 Racing

Lap	D	Time	Sector 1	Sector 2	Sector 3	T. Spd	Elapsed
1	2	10:38:49.222	10:36:53.266	1:07.257	48.699	225.9	10:38:49.222
2	2	2:18.477	39.613	1:02.724	36.140	256.5	10:41:07.699
3	2	3:27.266 P	52.698	1:27.826	1:06.742	165.1	10:44:34.965
4	2	51:40.018	49:55.839	1:06.956	37.223	238.9	11:36:14.983
5	2	2:17.540	38.928	1:02.826	35.786	259.6	11:38:32.523
6	2	2:16.976	38.988	1:02.232	<b>35.756</b>	260.2	11:40:49.499
7	2	2:16.925	<b>38.774</b>	1:02.164	35.987	260.8	11:43:06.424
8	2	<b>2:16.869</b>	39.089	<b>1:01.967</b>	35.813	261.5	11:45:23.293
9	2	2:31.358	40.837	1:06.398	44.123	256.5	11:47:54.651

**90** 1 Alberto Di Folco Lamborghini Huracan GT3 EVO

PROAM 2 Christoph Lenz Raton Racing by Target

Lap	D	Time	Sector 1	Sector 2	Sector 3	T. Spd	Elapsed
1	2	10:37:38.525	10:35:50.931	1:08.908	38.686	246.5	10:37:38.525
2	2	2:24.621	41.705	1:04.633	38.283	252.3	10:40:03.146
3	2	2:52.000 P	42.631	1:14.921	54.448	251.1	10:42:55.146
4	2	51:35.896	49:49.738	1:07.504	38.654	246.5	11:34:31.042
5	2	2:24.215	41.583	1:04.735	37.897	252.9	11:36:55.257
6	2	2:27.149	43.021	1:05.371	38.757	253.5	11:39:22.406
7	2	2:24.283	41.487	1:05.064	37.732	254.1	11:41:46.689
8	2	<b>2:23.361</b>	<b>41.192</b>	1:04.671	<b>37.498</b>	253.5	11:44:10.050
9	2	2:23.536	41.313	<b>1:04.254</b>	37.969	253.5	11:46:33.586

**93** 1 Christopher Froggatt Ferrari 488 GT3

PROAM 2 Edward Cheever III Spirit of Race / Tempesta Racing

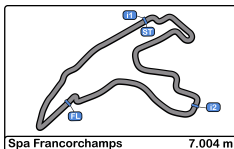
Lap	D	Time	Sector 1	Sector 2	Sector 3	T. Spd	Elapsed
1	1	10:37:54.965	10:36:07.634	1:09.147	38.184	231.7	10:37:54.965
2	1	2:22.894	40.494	1:05.091	37.309	259.6	10:40:17.859
3	1	3:01.516 P	40.210	1:20.236	1:01.070	259.6	10:43:19.375
4	1	52:04.334 P	50:08.639	1:08.218	47.477	244.3	11:35:23.709
5	1	3:09.907	1:26.327	1:05.375	38.205	254.1	11:38:33.616
6	1	<del>2:18.466</del>	39.477	1:02.984	36.005	265.3	11:40:52.082
7	1	<b>2:17.852</b>	<b>39.361</b>	<b>1:02.588</b>	<b>35.903</b>	264.7	11:43:09.934
8	1	2:19.878	39.515	1:03.293	37.070	264.0	11:45:29.812
9	1	2:30.352	39.381	1:06.053	44.918	260.2	11:48:00.164

**99** 1 António Coimbra Mercedes AMG GT3

AM 2 Luis Silva Sports and You

Lap	D	Time	Sector 1	Sector 2	Sector 3	T. Spd	Elapsed
1	2	10:38:00.268	10:36:06.992	1:13.131	40.145	223.1	10:38:00.268
2	2	2:27.388	41.312	1:07.932	38.144	255.3	10:40:27.656
3	2	3:26.431 P	41.207	1:33.383	1:11.841	198.8	10:43:54.087
4	2	51:23.762	49:36.409	1:07.131	40.222	250.0	11:35:17.849
5	2	2:22.328	40.359	1:04.894	<b>37.075</b>	259.6	11:37:40.177
6	2	<b>2:21.989</b>	<b>40.104</b>	<b>1:04.501</b>	37.384	258.9	11:40:02.166
7	2	2:56.792 P	42.243	1:20.290	54.259	235.8	11:42:58.958
8	2	4:35.440	2:42.552	1:14.167	38.721	147.5	11:47:34.398



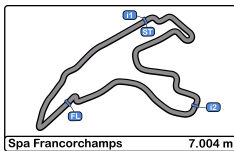


**Spa Francorchamps**  
**International GT Open**  
**Qualifying - 2 Driver - 2**  
**Best Sectors Results**



Sector - 1				Sector - 2				Sector - 3				Ideal Lap vs Best Lap				
Clas	Nº	Driver	Time	Nº	Driver	Time	Nº	Driver	Time	Clas	Nº	Driver	Ideal Lap	Best Lap	Clas	
1	17	Andrés Saravia	38.573	20	Tom Onslow-Cole	1:01.504	17	Andrés Saravia	35.543	1	20	Tom Onslow-Cole	2:15.780	2:16.163	1	
2	59	Henrique Chaves	38.648	63	Albert Costa	1:01.629	19	Raffaele Giammaria	35.560	2	63	Albert Costa	2:16.077	2:16.269	2	
3	14	Norbert Siedler	38.670	14	Norbert Siedler	1:01.895	20	Tom Onslow-Cole	35.568	3	14	Norbert Siedler	2:16.265	2:16.424	3	
4	20	Tom Onslow-Cole	38.708	75	Thomas Jäger	1:01.967	10	Miguel Ramos	35.684	4	17	Andrés Saravia	2:16.328	2:16.653	5	
5	63	Albert Costa	38.743	16	Ben Barnicoat	1:02.015	16	Ben Barnicoat	35.690	5	75	Thomas Jäger	2:16.497	2:16.869	7	
6	75	Thomas Jäger	38.774	66	Kang Ling	1:02.072	59	Henrique Chaves	35.692	6	16	Ben Barnicoat	2:16.567	2:16.588	4	
7	10	Miguel Ramos	38.859	25	Martin Konrad	1:02.102	14	Norbert Siedler	35.700	7	10	Miguel Ramos	2:16.655	2:16.655	6	
8	16	Ben Barnicoat	38.862	10	Miguel Ramos	1:02.112	63	Albert Costa	35.705	8	19	Raffaele Giammaria	2:16.730	2:16.998	9	
9	6	Michael Meadows	38.923	19	Raffaele Giammaria	1:02.168	75	Thomas Jäger	35.756	9	59	Henrique Chaves	2:16.757	2:17.002	10	
10	25	Martin Konrad	38.976	17	Andrés Saravia	1:02.212	27	Nicola De Marco	35.774	10	25	Martin Konrad	2:16.886	2:16.929	8	
11	27	Nicola De Marco	38.984	6	Michael Meadows	1:02.413	25	Martin Konrad	35.808	11	66	Kang Ling	2:17.020	2:17.137	11	
12	26	Eliseo Martínez	38.998	59	Henrique Chaves	1:02.417	26	Eliseo Martínez	35.821	12	6	Michael Meadows	2:17.188	2:17.212	12	
13	19	Raffaele Giammaria	39.002	93	Christopher Froggatt	1:02.588	6	Michael Meadows	35.852	13	27	Nicola De Marco	2:17.366	2:17.407	13	
14	66	Kang Ling	39.060	27	Nicola De Marco	1:02.608	66	Kang Ling	35.888	14	26	Eliseo Martínez	2:17.556	2:17.633	14	
15	34	Adrian Amstutz	39.116	26	Eliseo Martínez	1:02.737	93	Christopher Froggatt	35.903	15	93	Christopher Froggatt	2:17.852	2:17.852	15	
16	11	John Shoffner	39.252	12	Federico Leo	1:02.834	12	Federico Leo	36.239	16	12	Federico Leo	2:18.411	2:18.478	16	
17	12	Federico Leo	39.338	11	John Shoffner	1:03.359	11	John Shoffner	36.318	17	11	John Shoffner	2:18.929	2:19.051	17	
18	93	Christopher Froggatt	39.361	9	Davide Roda	1:03.407	9	Davide Roda	36.533	18	34	Adrian Amstutz	2:19.152	2:19.228	18	
19	9	Davide Roda	39.465	34	Adrian Amstutz	1:03.502	34	Adrian Amstutz	36.534	19	9	Davide Roda	2:19.405	2:19.429	19	
20	99	Luis Silva	40.104	90	Christoph Lenz	1:04.254	99	Luis Silva	37.075	20	99	Luis Silva	2:21.680	2:21.989	20	
21	8	Giuseppe Cipriani	40.468	99	Luis Silva	1:04.501	90	Christoph Lenz	37.498	21	90	Christoph Lenz	2:22.944	2:23.361	21	
22	90	Christoph Lenz	41.192	8	Giuseppe Cipriani	1:09.339	8	Giuseppe Cipriani	51.532	22	8	Giuseppe Cipriani	2:41.339	Transpo	22	



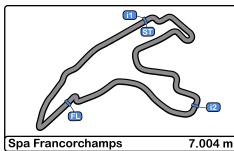


**Spa Francorchamps**  
**International GT Open**  
**Qualifying - 2 Driver - 2**  
**Best 5 Lap Times**



Cl	N°	Entrant/Team	Nat	Driver 1	Nat	Status	Driver 2	Nat	Status	Vehicle	Cat	Cl	Best 1		Best 2		Best 3		Best 4		Best 5		
													Time	Lap	Time	Lap	Time	Lap	Time	Lap	Time	Lap	
1	20	SPS Automotive Performance	DEU	Valentin Pierburg	DEU		Tom Onslow-Cole	GBR		Mercedes AMG GT3	PROAM	1	2:16.163	7	2:17.278	4	2:23.149	5	3:03.790	6	53:03.02	3	
2	63	Emil Frey Racing	CHE	Albert Costa	ESP		Giacomo Altoè	ITA		Lamborghini Huracan GT3	PRO	1	2:16.269	7	2:16.281	9	2:16.284	6	2:17.541	5	2:20.247	8	
3	14	Emil Frey Racing	CHE	Norbert Siedler	AUT		Mikaël Grenier	CAN		Lamborghini Huracan GT3	PRO	2	2:16.424	5	2:16.657	8	2:16.953	4	2:25.758	6	2:28.060	7	
4	16	Teo Martín Motorsport	ESP	Marcelo Hahn	BRA		Ben Barnicoat	GBR		McLaren 720 s	PROAM	2	2:16.588	7	2:17.603	4	2:18.859	8	2:23.126	5	3:25.179	6	
5	17	Teo Martín Motorsport	ESP	Fran Rueda	ESP		Andrés Saravia	GBR		McLaren 720 s	PRO	3	2:16.653	6	2:16.927	5	2:20.787	7	2:30.398	8	3:54.904	4	
6	10	SPS Automotive Performance	DEU	Miguel Ramos	PRT		Fabrizio Crestani	ITA		Mercedes AMG GT3	PRO	4	2:16.655	8	2:18.330	5	2:18.664	4	2:29.694	6	2:59.281	7	
7	75	Rowe Racing / SunEnergy1	DEU	Kenny Habul	AUS		Thomas Jäger	DEU		Mercedes AMG GT3	PROAM	3	2:16.869	8	2:16.925	7	2:16.976	6	2:17.540	5	2:31.358	9	
8	25	HTP Motorsport	DEU	Alexander Hrachowina	AUT		Martin Konrad	AUT		Mercedes AMG GT3	AM	1	2:16.929	7	2:16.989	6	2:17.600	5	2:18.734	2	2:25.915	9	
9	19	Raton Racing by Target	ITA	Jiatong Liang	CHN		Raffaele Giammaria	ITA		Lamborghini Huracan GT3	PROAM	4	2:16.998	7	2:20.439	8	2:25.804	9	3:02.822	5	50:07.87	4	
10	59	Teo Martín Motorsport	ESP	Martin Kodrić	HRV		Henrique Chaves	PRT		McLaren 720 s	PRO	5	2:17.002	7	2:17.198	6	2:17.266	5	2:30.245	8	3:11.243	2	
11	66	Vincenzo Sospiri Racing	ITA	Kang Ling	CHN		Frederik Schandorff	DNK		Lamborghini Huracan GT3	PROAM	5	2:17.137	6	2:18.127	4	2:22.444	8	2:25.618	7	52:26.95	3	
12	6	Antonelli MotorSport	ITA	Daniel Zampieri	ITA		Michael Meadows	GBR		Mercedes AMG GT3	PRO	6	2:17.212	8	2:17.927	7	2:25.414	5	2:27.022	9	3:15.989	6	
13	27	Lazarus Racing	ITA	Nicola De Marco	ITA		Nicolas Pohler	DEU		Lamborghini Huracan GT3	PRO	7	2:17.407	6	2:17.500	7	2:17.993	5	2:18.246	9	2:19.004	2	
14	26	Lazarus Racing	ITA	Eliseo Martínez	ESP		Fabio Onidi	ITA		Lamborghini Huracan GT3	PRO	8	2:17.633	8	2:17.967	7	2:19.314	2	2:19.345	5	2:20.632	6	
15	93	Spirit of Race / Tempesta	GBR	Christopher Froggatt	GBR		Edward Cheever III	ITA		Ferrari 488 GT3	PROAM	6	2:17.852	7	2:19.878	8	2:22.894	2	2:30.352	9	3:09.907	5	
16	12	Ombra Racing	ITA	Federico Leo	ITA		Najiy Razak	MYS		Lamborghini Huracan GT3	PRO	9	2:18.478	5	2:20.604	4	2:25.024	6	2:26.985	7	52:20.03	3	
17	11	GetSpeed Performance	DEU	Janine Hill	GBR		John Shoffner	USA		Mercedes AMG GT3	AM	2	2:19.051	9	2:20.131	8	2:20.222	6	2:20.623	7	2:20.649	5	
18	34	Imperiale Racing	ITA	Adrian Amstutz	CHE		Patrick Kujala	FIN		Lamborghini Huracan GT3	PROAM	7	2:19.228	8	2:19.500	6	2:19.732	7	2:26.731	4	3:08.186	5	
19	9	Antonelli MotorSport	ITA	Davide Roda	ITA					Mercedes AMG GT3	AM	3	2:19.429	8	2:19.679	9	2:20.061	6	2:20.724	5	2:21.003	2	
20	99	Sports and You	PRT	António Coimbra	PRT		Luis Silva	PRT		Mercedes AMG GT3	AM	4	2:21.989	6	2:22.328	5	2:27.388	2	2:56.792	7	4:35.440	8	
21	90	Raton Racing by Target	ITA	Alberto Di Folco	ITA		Christoph Lenz	CHE		Lamborghini Huracan GT3	PROAM	8	2:23.361	8	2:23.536	9	2:24.215	5	2:24.283	7	2:24.621	2	
22	8	Antonelli MotorSport	ITA	Giuseppe Cipriani	ITA					Mercedes AMG GT3	AM	5											



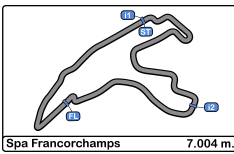


**Spa Francorchamps**  
**International GT Open**  
**Qualifying - 2 Driver - 2**  
**Best 5 Top Speeds**



Cl	Nº	Entrant/Team	Nat	Driver 1	Nat	Status	Driver 2	Nat	Status	Vehicle	Cat	Cl	Top 1		Top 2		Top 3		Top 4		Top 5		Avg	
													Km/h	Lap	Km/h	Lap	Km/h	Lap	Km/h	Lap	Km/h	Lap		Km/h
1	17	Teo Martín Motorsport	ESP	Fran Rueda	ESP		Andrés Saravia	ITA	PRO	McLaren 720 s	PRO	1	270.0	7	268.6	8	267.9	6	267.3	5	262.7	2	267.3	
2	59	Teo Martín Motorsport	ESP	Martin Kodrić	HRV		Henrique Chaves	PRT	PRO	McLaren 720 s	PRO	2	267.9	8	266.6	6	266.0	7	265.3	5	251.1	1	263.4	
3	14	Emil Frey Racing	CHE	Norbert Siedler	AUT		Mikaël Grenier	CAN	PRO	Lamborghini Huracan GT3	PRO	3	266.0	6	264.7	5	264.7	8	264.0	7	262.1	4	264.3	
4	26	Lazarus Racing	ITA	Eliseo Martínez	ESP		Fabio Onidi	ITA	PRO	Lamborghini Huracan GT3	PRO	4	266.0	7	264.7	8	264.0	3	264.0	5	264.0	9	264.5	
5	34	Imperiale Racing	ITA	Adrian Amstutz	CHE		Patrick Kujala	FIN	PROAM	Lamborghini Huracan GT3	PROAM	1	266.0	7	266.0	8	265.3	6	261.5	2	260.2	4	263.8	
6	27	Lazarus Racing	ITA	Nicola De Marco	ITA		Nicolas Pohler	DEU	PRO	Lamborghini Huracan GT3	PRO	5	265.3	7	264.0	6	262.7	5	262.7	9	262.1	8	263.4	
7	93	Spirit of Race / Tempesta	GBR	Christopher Froggatt	GBR		Edward Cheever III	ITA	PROAM	Ferrari 488 GT3	PROAM	2	265.3	6	264.7	7	264.0	8	260.2	9	259.6	2	262.7	
8	16	Teo Martín Motorsport	ESP	Marcelo Hahn	BRA		Ben Barnicoat	GBR	PROAM	McLaren 720 s	PROAM	3	264.0	8	263.4	7	262.7	5	260.8	2	259.6	4	262.1	
9	63	Emil Frey Racing	CHE	Albert Costa	ESP		Giacomo Altoè	ITA	PRO	Lamborghini Huracan GT3	PRO	6	263.4	8	262.7	6	262.7	7	262.7	9	260.2	5	262.3	
10	11	GetSpeed Performance	DEU	Janine Hill	GBR		John Shoffner	USA	AM	Mercedes AMG GT3	AM	1	262.7	7	261.5	8	260.8	9	259.6	6	258.3	2	260.6	
11	19	Raton Racing by Target	ITA	Jiatong Liang	CHN		Raffaele Giammaria	ITA	PROAM	Lamborghini Huracan GT3	PROAM	4	262.7	8	261.5	9	260.2	2	260.2	7	259.6	6	260.8	
12	20	SPS Automotive Performance	DEU	Valentin Pierburg	DEU		Tom Onslow-Cole	GBR	PROAM	Mercedes AMG GT3	PROAM	5	262.7	5	262.1	7	260.2	4	260.2	8	254.7	6	260.0	
13	66	Vincenzo Sospiri Racing	ITA	Kang Ling	CHN		Frederik Schandorff	DNK	PROAM	Lamborghini Huracan GT3	PROAM	6	262.7	7	262.7	8	262.1	6	260.8	2	260.2	5	261.7	
14	6	Antonelli MotorSport	ITA	Daniel Zampieri	ITA		Michael Meadows	GBR	PRO	Mercedes AMG GT3	PRO	7	262.1	9	260.8	8	259.6	7	258.3	2	257.7	5	259.7	
15	12	Ombra Racing	ITA	Federico Leo	ITA		Najjy Razak	MYS	PRO	Lamborghini Huracan GT3	PRO	8	262.1	7	261.5	6	259.6	5	257.1	4	252.3	2	258.5	
16	25	HTP Motorsport	DEU	Alexander Hrachowina	AUT		Martin Konrad	AUT	AM	Mercedes AMG GT3	AM	2	261.5	6	261.5	7	261.5	9	260.2	5	257.7	2	260.5	
17	75	Rowe Racing / SunEnergy1	DEU	Kenny Habul	AUS		Thomas Jäger	DEU	PROAM	Mercedes AMG GT3	PROAM	7	261.5	8	260.8	7	260.2	6	259.6	5	256.5	2	259.7	
18	10	SPS Automotive Performance	DEU	Miguel Ramos	PRT		Fabrizio Crestani	ITA	PRO	Mercedes AMG GT3	PRO	9	260.8	8	260.2	5	258.9	4	256.5	6	256.5	7	258.6	
19	99	Sports and You	PRT	António Coimbra	PRT		Luis Silva	PRT	AM	Mercedes AMG GT3	AM	3	259.6	5	258.9	6	255.3	2	250.0	4	235.8	7	251.9	
20	9	Antonelli MotorSport	ITA	Davide Roda	ITA				AM	Mercedes AMG GT3	AM	4	258.3	6	258.3	7	258.3	8	257.1	9	256.5	2	257.7	
21	8	Antonelli MotorSport	ITA	Giuseppe Cipriani	ITA				AM	Mercedes AMG GT3	AM	5	254.1	2	248.2	1								251.1
22	90	Raton Racing by Target	ITA	Alberto Di Folco	ITA		Christoph Lenz	CHE	PROAM	Lamborghini Huracan GT3	PROAM	8	254.1	7	253.5	6	253.5	8	253.5	9	252.9	5	253.5	



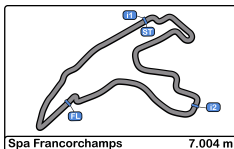


Spa Francorchamps  
International GT Open  
Qualifying - 2 Driver - 2  
Fastest Laps Sequence



Lap	Time of Day	Session Time	Nº	Entrant/Team	Nat	Driver 1	Nat	Status	Driver 2	Nat	Status	Vehicle	Cat	Time	Km/h
2	10:39:48.502	4:48.502	26	Lazarus Racing	ITA	<u>Eliseo Martínez</u>	ESP		Fabio Onidi	ITA		Lamborghini Huracan GT3	PRO	2:19.314	180.9
2	10:40:44.597	5:44.597	25	HTP Motorsport	DEU	Alexander Hrachowina	AUT		<u>Martin Konrad</u>	AUT		Mercedes AMG GT3	AM	2:18.734	181.7
4	11:36:33.737	1:01:33.737	20	SPS Automotive Performance	DEU	Valentin Pierburg	DEU		<u>Tom Onslow-Cole</u>	GBR		Mercedes AMG GT3	PROAM	2:17.278	183.6
4	11:37:51.935	1:02:51.935	14	Emil Frey Racing	CHE	<u>Norbert Siedler</u>	AUT		Mikaël Grenier	CAN		Lamborghini Huracan GT3	PRO	2:16.953	184.1
6	11:39:20.165	1:04:20.165	63	Emil Frey Racing	CHE	<u>Albert Costa</u>	ESP		Giacomo Altoè	ITA		Lamborghini Huracan GT3	PRO	2:16.284	185.0
7	11:41:36.434	1:06:36.434	63	Emil Frey Racing	CHE	<u>Albert Costa</u>	ESP		Giacomo Altoè	ITA		Lamborghini Huracan GT3	PRO	2:16.269	185.0
7	11:44:16.839	1:09:16.839	20	SPS Automotive Performance	DEU	Valentin Pierburg	DEU		<u>Tom Onslow-Cole</u>	GBR		Mercedes AMG GT3	PROAM	2:16.163	185.1



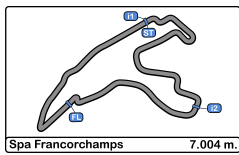


**Spa Francorchamps**  
**International GT Open**  
**Qualifying - 2 Driver - 2**  
**Event Best Maximum Speed**



Nº	Entrant/Team	Nat	Driver 1	Nat	Status	Driver 2	Nat	Status	Vehicle	Cat	Km/h	Session
17	Teo Martín Motorsport	ESP	Fran Rueda	ESP		Andrés Saravia	GTM		McLaren 720 s	PRO	270.0	Qualifying - 2 Driver - 2
59	Teo Martín Motorsport	ESP	Martin Kodrić	HRV		Henrique Chaves	PRT		McLaren 720 s	PRO	267.9	Qualifying - 2 Driver - 2
26	Lazarus Racing	ITA	Eliseo Martínez	ESP		Fabio Onidi	ITA		Lamborghini Huracan GT3	PRO	266.6	Qualifying - 1 Driver - 1
34	Imperiale Racing	ITA	Adrian Amstutz	CHE		Patrick Kujala	FIN		Lamborghini Huracan GT3	PROAM	266.0	Race - 1
63	Emil Frey Racing	CHE	Albert Costa	ESP		Giacomo Altoè	ITA		Lamborghini Huracan GT3	PRO	266.0	Race - 1
14	Emil Frey Racing	CHE	Norbert Siedler	AUT		Mikaël Grenier	CAN		Lamborghini Huracan GT3	PRO	266.0	Qualifying - 2 Driver - 2
93	Spirit of Race / Tempesta	GBR	Christopher Froggatt	GBR		Edward Cheever III	ITA		Ferrari 488 GT3	PROAM	265.3	Qualifying - 2 Driver - 2
27	Lazarus Racing	ITA	Nicola De Marco	ITA		Nicolas Pohler	DEU		Lamborghini Huracan GT3	PRO	265.3	Qualifying - 2 Driver - 2
16	Teo Martín Motorsport	ESP	Marcelo Hahn	BRA		Ben Barnicoat	GBR		McLaren 720 s	PROAM	264.7	Race - 1
66	Vincenzo Sospiri Racing	ITA	Kang Ling	CHN		Frederik Schandorff	DNK		Lamborghini Huracan GT3	PROAM	264.0	Race - 1
90	Raton Racing by Target	ITA	Alberto Di Folco	ITA		Christoph Lenz	CHE		Lamborghini Huracan GT3	PROAM	263.4	Qualifying - 1 Driver - 1
19	Raton Racing by Target	ITA	Jiatong Liang	CHN		Raffaele Giammaria	ITA		Lamborghini Huracan GT3	PROAM	263.4	Race - 1
20	SPS Automotive Performance	DEU	Valentin Pierburg	DEU		Tom Onslow-Cole	GBR		Mercedes AMG GT3	PROAM	262.7	Qualifying - 2 Driver - 2
11	GetSpeed Performance	DEU	Janine Hill	GBR		John Shoffner	USA		Mercedes AMG GT3	AM	262.7	Qualifying - 2 Driver - 2
12	Ombra Racing	ITA	Federico Leo	ITA		Najiy Razak	MYS		Lamborghini Huracan GT3	PRO	262.1	Qualifying - 2 Driver - 2
6	Antonelli MotorSport	ITA	Daniel Zampieri	ITA		Michael Meadows	GBR		Mercedes AMG GT3	PRO	262.1	Qualifying - 2 Driver - 2
10	SPS Automotive Performance	DEU	Miguel Ramos	PRT		Fabrizio Crestani	ITA		Mercedes AMG GT3	PRO	261.5	Race - 1
75	Rowe Racing / SunEnergy1	DEU	Kenny Habul	AUS		Thomas Jäger	DEU		Mercedes AMG GT3	PROAM	261.5	Race - 1
25	HTP Motorsport	DEU	Alexander Hrachowina	AUT		Martin Konrad	AUT		Mercedes AMG GT3	AM	261.5	Qualifying - 2 Driver - 2
99	Sports and You	PRT	António Coimbra	PRT		Luis Silva	PRT		Mercedes AMG GT3	AM	259.6	Race - 1
8	Antonelli MotorSport	ITA	Giuseppe Cipriani	ITA					Mercedes AMG GT3	AM	258.9	Race - 1
9	Antonelli MotorSport	ITA	Davide Roda	ITA					Mercedes AMG GT3	AM	258.3	Race - 1





**Spa Francorchamps**  
**International GT Open**  
**Qualifying - 2 Driver - 2**  
**Pit Stop Analysis**



**6** Daniel Zampieri PRO Antonelli MotorSport  
 Michael Meadows Mercedes AMG GT3

Nr.	In Day Time	In Time	Out Time	Pit Time	T. Pit Time	Handicap	Penalty
1	10:44:32.496	10:44:32.496	11:32:29.801	47:57.305	47:57.305		
2	11:37:10.698	11:37:10.698	11:38:16.003	1:05.305	49:02.610		

**9** Davide Roda AM Antonelli MotorSport  
 Mercedes AMG GT3

Nr.	In Day Time	In Time	Out Time	Pit Time	T. Pit Time	Handicap	Penalty
1	10:43:49.433	10:43:49.433	11:33:18.984	49:29.551	49:29.551		

**10** Miguel Ramos PRO SPS Automotive Performance  
 Fabrizio Crestani Mercedes AMG GT3

Nr.	In Day Time	In Time	Out Time	Pit Time	T. Pit Time	Handicap	Penalty
1	10:37:45.673	10:37:45.673	10:39:02.283	1:16.610	1:16.610		
2	10:41:27.601	10:41:27.601	11:32:04.680	50:37.079	51:53.689		
3	11:41:23.218	11:41:23.218	11:42:14.392	51.174	52:44.863		

**11** Janine Hill AM GetSpeed Performance  
 John Shoffner Mercedes AMG GT3

Nr.	In Day Time	In Time	Out Time	Pit Time	T. Pit Time	Handicap	Penalty
1	10:43:45.585	10:43:45.585	11:33:35.704	49:50.119	49:50.119		

**12** Federico Leo PRO Ombra Racing  
 Najiy Razak Lamborghini Huracan GT3 EVO

Nr.	In Day Time	In Time	Out Time	Pit Time	T. Pit Time	Handicap	Penalty
1	10:37:53.929	10:37:53.929	10:39:18.438	1:24.509	1:24.509		
2	10:42:21.060	10:42:21.060	11:32:24.560	50:03.500	51:28.009		

**14** Norbert Siedler PRO Emil Frey Racing  
 Mikaël Grenier Lamborghini Huracan GT3 EVO

Nr.	In Day Time	In Time	Out Time	Pit Time	T. Pit Time	Handicap	Penalty
1	10:41:18.487	10:41:18.487	11:33:01.223	51:42.736	51:42.736		

**17** Fran Rueda PRO Teo Martín Motorsport  
 Andrés Saravia McLaren 720 s

Nr.	In Day Time	In Time	Out Time	Pit Time	T. Pit Time	Handicap	Penalty
1	10:42:22.327	10:42:22.327	11:32:11.056	49:48.729	49:48.729		
2	11:34:28.110	11:34:28.110	11:36:05.425	1:37.315	51:26.044		

**19** Jiatong Liang PROAM Raton Racing by Target  
 Raffaele Giammaria Lamborghini Huracan GT3 EVO

Nr.	In Day Time	In Time	Out Time	Pit Time	T. Pit Time	Handicap	Penalty
1	10:44:21.595	10:44:21.595	11:32:11.915	47:50.320	47:50.320		
2	11:34:29.375	11:34:29.375	11:35:23.922	54.547	48:44.867		

**20** Valentin Pierburg PROAM SPS Automotive Performance  
 Tom Onslow-Cole Mercedes AMG GT3

Nr.	In Day Time	In Time	Out Time	Pit Time	T. Pit Time	Handicap	Penalty
1	10:37:35.327	10:37:35.327	10:38:43.883	1:08.556	1:08.556		
2	10:41:08.063	10:41:08.063	11:31:54.068	50:46.005	51:54.561		
3	11:38:51.549	11:38:51.549	11:39:40.216	48.667	52:43.228		

**25** Alexander Hrachowina AM HTP Motorsport  
 Martin Konrad Mercedes AMG GT3

Nr.	In Day Time	In Time	Out Time	Pit Time	T. Pit Time	Handicap	Penalty
1	10:44:19.771	10:44:19.771	11:34:11.466	49:51.695	49:51.695		

**26** Eliseo Martínez PRO Lazarus Racing  
 Fabio Onidi Lamborghini Huracan GT3

Nr.	In Day Time	In Time	Out Time	Pit Time	T. Pit Time	Handicap	Penalty
1	10:42:28.157	10:42:28.157	11:32:15.332	49:47.175	49:47.175		

**27** Nicola De Marco PRO Lazarus Racing  
 Nicolas Pohler Lamborghini Huracan GT3 EVO

Nr.	In Day Time	In Time	Out Time	Pit Time	T. Pit Time	Handicap	Penalty
1	10:44:25.903	10:44:25.903	11:33:03.644	48:37.741	48:37.741		

**34** Adrian Amstutz PROAM Imperiale Racing  
 Patrick Kujala Lamborghini Huracan GT3

Nr.	In Day Time	In Time	Out Time	Pit Time	T. Pit Time	Handicap	Penalty
1	10:41:54.092	10:41:54.092	11:32:18.362	50:24.270	50:24.270		

**59** Martin Kodrić PRO Teo Martín Motorsport  
 Henrique Chaves McLaren 720 s

Nr.	In Day Time	In Time	Out Time	Pit Time	T. Pit Time	Handicap	Penalty
1	10:37:36.514	10:37:36.514	10:38:30.756	54.242	54.242		
2	10:44:22.552	10:44:22.552	11:33:41.040	49:18.488	50:12.730		

**63** Albert Costa PRO Emil Frey Racing  
 Giacomo Altoè Lamborghini Huracan GT3 EVO

Nr.	In Day Time	In Time	Out Time	Pit Time	T. Pit Time	Handicap	Penalty
1	10:44:23.635	10:44:23.635	11:32:22.062	47:58.427	47:58.427		

**66** Kang Ling PROAM Vincenzo Sospiri Racing  
 Frederik Schandorff Lamborghini Huracan GT3 EVO

Nr.	In Day Time	In Time	Out Time	Pit Time	T. Pit Time	Handicap	Penalty
1	10:42:25.225	10:42:25.225	11:32:32.411	50:07.186	50:07.186		

**75** Kenny Habul PROAM Rowe Racing / SunEnergy1 Racing  
 Thomas Jäger Mercedes AMG GT3

Nr.	In Day Time	In Time	Out Time	Pit Time	T. Pit Time	Handicap	Penalty
1	10:44:29.709	10:44:29.709	11:33:51.726	49:22.017	49:22.017		

**90** Alberto Di Folco PROAM Raton Racing by Target  
 Christoph Lenz Lamborghini Huracan GT3 EVO

Nr.	In Day Time	In Time	Out Time	Pit Time	T. Pit Time	Handicap	Penalty
1	10:42:49.557	10:42:49.557	11:32:08.252	49:18.695	49:18.695		

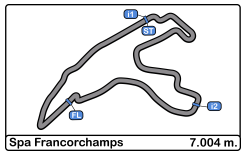
**93** Christopher Froggatt PROAM Spirit of Race / Tempesta Racing  
 Edward Cheever III Ferrari 488 GT3

Nr.	In Day Time	In Time	Out Time	Pit Time	T. Pit Time	Handicap	Penalty
1	10:43:13.028	10:43:13.028	11:32:49.905	49:36.877	49:36.877		
2	11:35:18.373	11:35:18.373	11:36:14.074	55.701	50:32.578		

**99** António Coimbra AM Sports and You  
 Luis Silva Mercedes AMG GT3

Nr.	In Day Time	In Time	Out Time	Pit Time	T. Pit Time	Handicap	Penalty
1	10:43:47.947	10:43:47.947	11:32:51.958	49:04.011	49:04.011		
2	11:42:53.780	11:42:53.780	11:45:04.607	2:10.827	51:14.838		





**Spa Francorchamps**  
**International GT Open**  
**Qualifying - 2 Driver - 2**  
**Weather Report**



**Air Temperature**

