

**Spa Francorchamps**  
**International GT Open**  
**Free Practice - 2**  
**Provisional Results**



Cls	Nº	Entrant/Team	Nat	Driver 1	Nat	Driver 2	Nat	Vehicle	Cat	Cls	Laps	Best	Time	Gap	Interval	Km/h
1	93	Spirit of Race / Tempesta	GBR	Christopher Froggatt	GBR	Edward Cheever III	ITA	Ferrari 488 GT3	PROAM	1	19	13	2:18.548			181.9
2	63	Emil Frey Racing	CHE	Albert Costa	ESP	Giacomo Altoè	ITA	Lamborghini Huracan GT3 EVO	PRO	1	20	6	2:19.021	0.473	0.473	181.3
3	19	Raton Racing by Target	ITA	Jiatong Liang	CHN	Raffaele Giammaria	ITA	Lamborghini Huracan GT3 EVO	PROAM	2	19	15	2:19.505	0.957	0.484	180.7
4	34	Imperiale Racing	ITA	Adrian Amstutz	CHE	Patrick Kujala	FIN	Lamborghini Huracan GT3	PROAM	3	17	4	2:19.546	0.998	0.041	180.6
5	59	Teo Martín Motorsport	ESP	Martin Kodrić	HRV	Henrique Chaves	PRT	McLaren 720 s	PRO	2	19	13	2:19.755	1.207	0.209	180.4
6	90	Raton Racing by Target	ITA	Alberto Di Folco	ITA	Christoph Lenz	CHE	Lamborghini Huracan GT3 EVO	PROAM	4	19	14	2:19.756	1.208	0.001	180.4
7	14	Emil Frey Racing	CHE	Norbert Siedler	AUT	Mikaël Grenier	CAN	Lamborghini Huracan GT3 EVO	PRO	3	15	4	2:19.845	1.297	0.089	180.3
8	75	Rowe Racing / SunEnergy1	DEU	Kenny Habul	AUS	Thomas Jäger	DEU	Mercedes AMG GT3	PROAM	5	15	3	2:19.865	1.317	0.020	180.2
9	25	HTP Motorsport	DEU	Alexander Hrachowina	AUT	Martin Konrad	AUT	Mercedes AMG GT3	AM	1	15	4	2:19.928	1.380	0.063	180.1
10	20	SPS Automotive Performance	DEU	Valentin Pierburg	DEU	Tom Onslow-Cole	GBR	Mercedes AMG GT3	PROAM	6	7	3	2:20.045	1.497	0.117	180.0
11	10	SPS Automotive Performance	DEU	Miguel Ramos	PRT	Fabrizio Crestani	ITA	Mercedes AMG GT3	PRO	4	20	19	2:20.081	1.533	0.036	179.9
12	66	Vincenzo Sospiri Racing	ITA	Kang Ling	CHN	Frederik Schandorff	DNK	Lamborghini Huracan GT3 EVO	PROAM	7	19	11	2:20.126	1.578	0.045	179.9
13	16	Teo Martín Motorsport	ESP	Marcelo Hahn	BRA	Ben Barnicoat	GBR	McLaren 720 s	PROAM	8	19	6	2:20.296	1.748	0.170	179.7
14	9	Antonelli MotorSport	ITA	Davide Roda	ITA			Mercedes AMG GT3	AM	2	21	11	2:20.937	2.389	0.641	178.9
15	6	Antonelli MotorSport	ITA	Daniel Zampieri	ITA	Michael Meadows	GBR	Mercedes AMG GT3	PRO	5	17	5	2:21.022	2.474	0.085	178.7
16	17	Teo Martín Motorsport	ESP	Fran Rueda	ESP	Andrés Saravia	GTM	McLaren 720 s	PRO	6	21	9	2:21.264	2.716	0.242	178.4
17	26	Lazarus Racing	ITA	Eliseo Martínez	ESP	Fabio Onidi	ITA	Lamborghini Huracan GT3	PRO	7	19	7	2:21.558	3.010	0.294	178.1
18	12	Ombra Racing	ITA	Federico Leo	ITA	Najiy Razak	MYS	Lamborghini Huracan GT3 EVO	PRO	8	15	14	2:21.773	3.225	0.215	177.8
19	27	Lazarus Racing	ITA	Nicola De Marco	ITA	Nicolas Pohler	DEU	Lamborghini Huracan GT3 EVO	PRO	9	17	7	2:21.840	3.292	0.067	177.7
20	8	Antonelli MotorSport	ITA	Giuseppe Cipriani	ITA			Mercedes AMG GT3	AM	3	8	5	2:22.846	4.298	1.006	176.5
21	99	Sports and You	PRT	António Coimbra	PRT	Luis Silva	PRT	Mercedes AMG GT3	AM	4	19	18	2:22.950	4.402	0.104	176.3
22	11	GetSpeed Performance	DEU	Janine Hill	GBR	John Shoffner	USA	Mercedes AMG GT3	AM	5	18	7	2:23.315	4.767	0.365	175.9

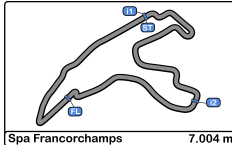
CAR 9 TIME 2:23.596 DELETED TRACK LIMITS AT T 3  
 CAR 11 TIME 2:26.995 DELETED TRACK LIMITS AT T17  
 CAR 99 TIME 2:30.786 DELETED TRACK LIMITS AT T17  
 CAR 20 TIME 2:19.221 DELETED TRACK LIMITS AT T1B  
 CAR 9 TIME 2:21.219 DELETED TRACK LIMITS AT T3  
 CAR 17 TIME 2:21.492 DELETED TRACK LIMITS AT T 17  
 CAR 27 TIME 2:21.725 DELETED TRACK LIMITS AT T 17  
 CAR 19 TIME 2:25.003 DELETED TRACK LIMITS AT T1B  
 CAR 26 TIME 2:23.494 DELETED TRACK LIMITS AT T3 AND 17  
 CAR 90 TIME 2:20.654 DELETED TRACK LIMITS AT T17  
 CAR 11 TIME 2:23.693 DELETED TRACK LIMITS AT T3  
 CAR 27 TIME 2:23.693 DELETED TRACK LIMITS AT T3  
 CAR 27 TIME 2:22.600 DELETED TRACK LIMITS AT T3

Published at:.....

Track Temp: 32.2 °C    Air Temp: 20.8 °C    Humidity: 45 %    Track Status: DRY

Stewards:	Race Director:	Timekeeper:
-----------	----------------	-------------





**Spa Francorchamps**  
**International GT Open**  
**Free Practice - 2**  
**Provisional Results by Class**



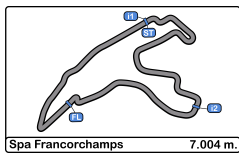
Cls	Nº	Entrant/Team	Nat	Driver 1	Nat	Status	Driver 2	Nat	Status	Vehicle	Cat	Cls	Laps	Best	Time	Gap	Interval	Km/h	
<b>PRO</b>																			
1	63	Emil Frey Racing	CH	Albert Costa	ES		Giacomo Altoè	IT		Lamborghini Huracan GT3 EVO	PRO	1	20	6	2:19.021			181.3	
2	59	Teo Martín Motorsport	ES	Martin Kodrić	HR		Henrique Chaves	PT		McLaren 720 s	PRO	2	19	13	2:19.755	0.734	0.734	180.4	
3	14	Emil Frey Racing	CH	Norbert Siedler	AU		Mikaël Grenier	CA		Lamborghini Huracan GT3 EVO	PRO	3	15	4	2:19.845	0.824	0.090	180.3	
4	10	SPS Automotive Performance	DE	Miguel Ramos	PT		Fabrizio Crestani	IT		Mercedes AMG GT3	PRO	4	20	19	2:20.081	1.060	0.236	179.9	
5	6	Antonelli MotorSport	IT	Daniel Zampieri	IT		Michael Meadows	GB		Mercedes AMG GT3	PRO	5	17	5	2:21.022	2.001	0.941	178.7	
6	17	Teo Martín Motorsport	ES	Fran Rueda	ES		Andrés Saravia	GT		McLaren 720 s	PRO	6	21	9	2:21.264	2.243	0.242	178.4	
7	26	Lazarus Racing	IT	Eliseo Martínez	ES		Fabio Onidi	IT		Lamborghini Huracan GT3	PRO	7	19	7	2:21.558	2.537	0.294	178.1	
8	12	Ombra Racing	IT	Federico Leo	IT		Najiy Razak	MY		Lamborghini Huracan GT3 EVO	PRO	8	15	14	2:21.773	2.752	0.215	177.8	
9	27	Lazarus Racing	IT	Nicola De Marco	IT		Nicolas Pohler	DE		Lamborghini Huracan GT3 EVO	PRO	9	17	7	2:21.840	2.819	0.067	177.7	
<b>PROAM</b>																			
1	93	Spirit of Race / Tempesta	GB	Christopher Froggatt	GB		Edward Cheever III	IT		Ferrari 488 GT3	PROAM	1	19	13	2:18.548			181.9	
2	19	Raton Racing by Target	IT	Jiatong Liang	CH		Raffaele Giammaria	IT		Lamborghini Huracan GT3 EVO	PROAM	2	19	15	2:19.505	0.957	0.957	180.7	
3	34	Imperiale Racing	IT	Adrian Amstutz	CH		Patrick Kujala	FI		Lamborghini Huracan GT3	PROAM	3	17	4	2:19.546	0.998	0.041	180.6	
4	90	Raton Racing by Target	IT	Alberto Di Folco	IT		Christoph Lenz	CH		Lamborghini Huracan GT3 EVO	PROAM	4	19	14	2:19.756	1.208	0.210	180.4	
5	75	Rowe Racing / SunEnergy1	DE	Kenny Habul	AU		Thomas Jäger	DE		Mercedes AMG GT3	PROAM	5	15	3	2:19.865	1.317	0.109	180.2	
6	20	SPS Automotive Performance	DE	Valentin Pierburg	DE		Tom Onslow-Cole	GB		Mercedes AMG GT3	PROAM	6	7	3	2:20.045	1.497	0.180	180.0	
7	66	Vincenzo Sospiri Racing	IT	Kang Ling	CH		Frederik Schandorff	DK		Lamborghini Huracan GT3 EVO	PROAM	7	19	11	2:20.126	1.578	0.081	179.9	
8	16	Teo Martín Motorsport	ES	Marcelo Hahn	BR		Ben Barnicoat	GB		McLaren 720 s	PROAM	8	19	6	2:20.296	1.748	0.170	179.7	
<b>AM</b>																			
1	25	HTP Motorsport	DE	Alexander Hrachowina	AU		Martin Konrad	AU		Mercedes AMG GT3	AM	1	15	4	2:19.928			180.1	
2	9	Antonelli MotorSport	IT	Davide Roda	IT					Mercedes AMG GT3	AM	2	21	11	2:20.937	1.009	1.009	178.9	
3	8	Antonelli MotorSport	IT	Giuseppe Cipriani	IT					Mercedes AMG GT3	AM	3	8	5	2:22.846	2.918	1.909	176.5	
4	99	Sports and You	PT	António Coimbra	PT		Luis Silva	PT		Mercedes AMG GT3	AM	4	19	18	2:22.950	3.022	0.104	176.3	
5	11	GetSpeed Performance	DE	Janine Hill	GB		John Shoffner	US		Mercedes AMG GT3	AM	5	18	7	2:23.315	3.387	0.365	175.9	

Published at:.....

Track Temp: 32.2 °C    Air Temp: 20.8 °C    Humidity: 45 %    Track Status: DRY

<b>Stewards:</b>	<b>Race Director:</b>	<b>Timekeeper:</b>
------------------	-----------------------	--------------------



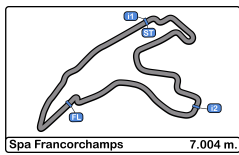


**Spa Francorchamps**  
International GT Open  
Free Practice - 2  
Lap Analysis



6							10																	
1 Daniel Zampieri			Mercedes AMG GT3				1 Miguel Ramos			Mercedes AMG GT3														
PRO			2 Michael Meadows				Antonelli MotorSport			PRO			2 Fabrizio Crestani				SPS Automotive Performance							
Lap	D	Time	Sector 1	Sector 2	Sector 3	T. Spd	Elapsed	Lap	D	Time	Sector 1	Sector 2	Sector 3	T. Spd	Elapsed									
1		14:58:53.322	14:57:07.919	1:07.345	38.058	232.2	14:58:53.322	1		14:57:37.674	14:55:50.988	1:06.750	39.936	241.6	14:57:37.674									
2		2:23.171	41.061	1:05.181	36.929	250.5	15:01:16.493	2		2:24.680	41.457	1:05.906	37.317	249.4	15:00:02.354									
3		2:21.638	40.266	1:04.559	36.813	252.9	15:03:38.131	3		2:22.318	40.076	1:04.997	37.245	254.1	15:02:24.672									
4		2:22.208	40.187	1:04.345	37.676	251.7	15:06:00.339	4		2:21.272	39.803	1:04.715	36.754	255.3	15:04:45.944									
5		<b>2:21.022</b>	40.269	<b>1:03.997</b>	<b>36.756</b>	252.3	15:08:21.361	5		2:21.539	39.863	1:04.846	36.830	254.1	15:07:07.483									
6		2:31.040 P	<b>39.967</b>	1:05.568	45.505	238.9	15:10:52.401	6		2:22.108	39.906	1:04.792	37.410	254.1	15:09:29.591									
7		5:59.760	4:17.010	1:04.886	37.864	251.7	15:16:52.161	7		2:29.111	39.713	1:05.186	44.212	255.3	15:11:58.702									
8		2:35.982 P	40.060	1:07.546	48.376	252.3	15:19:28.143	8		2:26.067	39.962	1:06.507	39.598	252.9	15:14:24.769									
9		9:04.992	7:21.123	1:06.521	37.348	237.8	15:28:33.135	9		2:23.900	39.979	1:06.352	37.569	253.5	15:16:48.669									
10		2:22.578	40.313	1:05.297	36.968	251.7	15:30:55.713	10		2:36.318 P	39.804	1:05.041	51.473	254.7	15:19:24.987									
11		2:29.298 P	40.039	1:04.914	44.345	255.3	15:33:25.011	11		5:08.975	3:26.056	1:05.617	37.302	252.9	15:24:33.962									
12		3:52.145	2:08.966	1:05.716	37.463	250.0	15:37:17.156	12		2:27.826	40.044	1:05.623	42.159	255.9	15:27:01.788									
13		2:24.391	40.107	1:05.451	38.833	252.9	15:39:41.547	13		2:27.267 P	39.746	1:04.746	42.775	258.3	15:29:29.055									
14		<del>3:50.977</del>	40.084	1:43.088	1:27.805	253.5	15:43:32.524	14		6:58.514	5:16.918	1:04.812	36.784	252.9	15:36:27.569									
15		3:29.676	1:41.613	1:10.774	37.289	79.7	15:47:02.200	15		2:20.535	39.655	1:03.878	37.002	257.1	15:38:48.104									
16		2:22.909	40.743	1:05.088	37.078	253.5	15:49:25.109	16		<del>2:27.353</del>	39.591	1:04.156	43.606	258.3	15:41:15.457									
17		2:31.574 P	40.058	1:05.642	45.874	253.5	15:51:56.683	17		4:38.899	1:40.083	2:07.718	51.098	79.4	15:45:54.356									
8							18							11										
1 Giuseppe Cipriani			Mercedes AMG GT3				AM			2				Antonelli MotorSport				1 Janine Hill			Mercedes AMG GT3			
AM			2				Antonelli MotorSport			AM			2 John Shoffner				GetSpeed Performance							
Lap	D	Time	Sector 1	Sector 2	Sector 3	T. Spd	Elapsed	Lap	D	Time	Sector 1	Sector 2	Sector 3	T. Spd	Elapsed									
1		14:58:32.341	14:56:45.802	1:08.533	38.006	239.4	14:58:32.341	1		14:58:52.815	14:57:05.604	1:08.720	38.491	240.5	14:58:52.815									
2		2:25.015	41.426	1:06.307	<b>37.282</b>	250.0	15:00:57.356	2		<del>2:26.995</del>	41.550	1:07.719	37.726	246.5	15:01:19.810									
3		2:23.408	40.375	1:05.585	37.448	251.7	15:03:20.764	3		2:25.984	40.541	1:07.440	38.003	253.5	15:03:45.794									
4		2:23.060	40.280	<b>1:05.176</b>	37.604	252.9	15:05:43.824	4		2:25.112	40.581	1:06.369	38.162	251.1	15:06:10.906									
5		<b>2:22.846</b>	40.253	1:05.311	37.282	251.7	15:08:06.670	5		2:24.128	40.631	1:05.820	37.677	251.1	15:08:35.034									
6		2:23.331	40.155	1:05.782	37.394	253.5	15:10:30.001	6		2:24.700	40.545	1:07.108	37.047	251.7	15:10:59.734									
7		2:22.850	<b>40.143</b>	1:05.423	37.284	251.1	15:12:52.851	7		<b>2:23.315</b>	<b>40.346</b>	<b>1:05.814</b>	37.155	251.7	15:13:23.049									
8		3:15.696 P	40.339	1:05.322	1:30.035	252.3	15:16:08.547	8		2:44.260 P	40.738	1:06.155	57.367	251.1	15:16:07.309									
9							9							10										
1 Davide Roda			Mercedes AMG GT3				AM			2				Antonelli MotorSport				9			10			
AM			2				Antonelli MotorSport			AM			2				Antonelli MotorSport							
Lap	D	Time	Sector 1	Sector 2	Sector 3	T. Spd	Elapsed	Lap	D	Time	Sector 1	Sector 2	Sector 3	T. Spd	Elapsed									
1		14:58:01.205	14:56:10.291	1:09.324	41.590	240.5	14:58:01.205	9		4:22.061	2:36.387	1:07.719	37.955	243.7	15:20:29.370									
2		<del>2:23.596</del>	40.783	1:05.667	37.146	248.8	15:00:24.801	10		2:25.651	41.052	1:06.502	38.097	251.7	15:22:55.021									
3		2:22.428	40.417	1:04.865	37.146	250.0	15:02:47.229	11		2:24.876	41.042	1:06.011	37.823	252.3	15:25:19.897									
4		2:21.069	39.928	<b>1:04.259</b>	36.882	252.9	15:05:08.298	12		2:23.865	40.483	1:06.146	37.236	254.7	15:27:43.762									
5		<del>2:24.249</del>	39.789	1:04.313	37.117	254.1	15:07:29.517	13		2:23.635	40.375	1:06.022	37.238	252.9	15:30:07.397									
6		2:29.334 P	40.165	1:04.841	44.328	252.9	15:09:58.851	14		2:25.750	40.991	1:07.756	<b>37.003</b>	251.1	15:32:33.147									
7		3:50.349	2:04.626	1:07.615	38.108	251.1	15:13:49.200	15		2:33.334 P	40.573	1:06.590	46.171	254.7	15:35:06.481									
8		2:21.548	39.741	1:04.610	37.197	254.7	15:16:10.748	16		10:35.951	7:01.441	2:11.042	1:23.468	78.6	15:45:42.432									
9		2:22.330	39.795	1:05.217	37.318	253.5	15:18:33.078	17		2:42.091	44.148	1:16.903	41.040	226.8	15:48:24.523									
10		2:21.234	39.832	1:04.694	<b>36.708</b>	253.5	15:20:54.312	18		2:46.250 P	42.658	1:14.196	49.396	242.6	15:51:10.773									
11		<b>2:20.937</b>	39.738	1:04.262	36.937	254.1	15:23:15.249																	
12		2:21.038	<b>39.589</b>	1:04.607	36.842	255.9	15:25:36.287																	
13		2:29.807 P	40.238	1:05.695	43.874	254.1	15:28:06.094																	
14		4:57.537	3:14.182	1:06.215	37.140	251.1	15:33:03.631																	
15		2:22.095	39.947	1:05.134	37.014	254.1	15:35:25.726																	
16		2:30.389 P	39.914	1:06.131	44.344	253.5	15:37:56.115																	
17		<del>6:04.275</del>	2:43.636	1:51.383	1:29.256	251.7	15:44:00.390																	
18		3:13.829	1:29.650	1:06.753	37.426	223.1	15:47:14.219																	
19		2:23.220	40.126	1:06.195	36.899	256.5	15:49:37.439																	
20		2:21.483	39.833	1:04.749	36.901	255.3	15:51:58.922																	
21		2:34.991 P	39.949	1:04.546	50.496	256.5	15:54:33.913																	





**Spa Francorchamps**  
**International GT Open**  
**Free Practice - 2**  
**Lap Analysis**

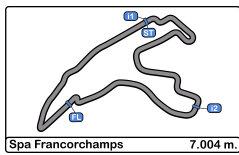


12							16								
1 Federico Leo Lamborghini Huracan GT3 EVO							1 Marcelo Hahn McLaren 720 s								
PRO 2 Najiy Razak Ombra Racing							PROAM 2 Ben Barnicoat Teo Martín Motorsport								
Lap	D	Time	Sector 1	Sector 2	Sector 3	T. Spd	Elapsed	Lap	D	Time	Sector 1	Sector 2	Sector 3	T. Spd	Elapsed
1		14:58:40.061	14:56:55.431	1:06.701	37.929	243.7	14:58:40.061	1		14:59:01.429	14:57:10.378	1:11.625	39.426	247.7	14:59:01.429
2		2:23.280	40.760	1:05.177	37.343	250.0	15:01:03.341	2		2:20.339	40.055	1:03.703	36.581	255.9	15:01:21.768
3		2:22.770	40.620	1:05.095	37.055	251.7	15:03:26.111	3		2:26.801	39.913	1:06.209	40.679	244.3	15:03:48.569
4		2:22.845	40.768	1:05.092	36.985	250.0	15:05:48.956	4		2:28.014 P	39.674	1:04.662	43.678	256.5	15:06:16.583
5		2:31.639	40.486	1:04.863	46.290	251.1	15:08:20.595	5		5:26.747	3:45.516		6:10.425	254.1	15:11:43.330
6		2:23.210	40.430	1:05.308	37.472	252.3	15:10:43.805	6		2:20.296	40.078	1:03.738	36.480	252.9	15:14:03.626
7		2:22.617	40.430	1:05.013	37.174	249.4	15:13:06.422	7		2:20.871	39.700	1:03.998	37.173	257.1	15:16:24.497
8		2:56.172 P	40.663	1:05.307	1:10.202	250.5	15:16:02.594	8		2:26.805 P	39.915	1:04.258	42.632	254.7	15:18:51.302
9		3:48.310	2:03.657	1:06.741	37.912	246.5	15:19:50.904	9		5:05.609	3:20.607	1:06.711	38.291	251.7	15:23:56.911
10		2:22.930	40.543	1:05.474	36.913	251.1	15:22:13.834	10		2:25.265	41.358	1:06.452	37.455	252.3	15:26:22.176
11		2:31.735 P	40.458	1:05.322	45.955	254.7	15:24:45.569	11		2:25.565	41.150	1:06.467	37.948	252.9	15:28:47.741
12		5:07.542	3:23.891	1:05.888	37.763	249.4	15:29:53.111	12		2:26.824	41.482	1:06.448	38.894	251.1	15:31:14.565
13		2:22.636	40.145	1:05.399	37.092	254.7	15:32:15.747	13		2:34.351 P	40.994	1:06.274	47.083	254.7	15:33:48.916
14		2:21.773	39.836	1:05.068	36.869	255.9	15:34:37.520	14		3:31.176	1:46.461	1:07.179	37.536	254.1	15:37:20.092
15		2:21.992	40.077	1:04.964	36.951	254.7	15:36:59.512	15		2:27.710	40.999	1:08.469	38.242	254.1	15:39:47.802
16			40.002	1:05.078		256.5		16		3:55.504 P	40.972	1:37.343	1:37.266	254.1	15:43:43.383

14							
1 Norbert Siedler Lamborghini Huracan GT3 EVO							
PRO 2 Mikaël Grenier Emil Frey Racing							
Lap	D	Time	Sector 1	Sector 2	Sector 3	T. Spd	Elapsed
1		14:58:05.756	14:56:10.004	1:15.353	40.399	178.2	14:58:05.756
2		2:31.480	40.188	1:07.282	44.010	254.1	15:00:37.236
3		2:20.709	39.827	1:04.106	36.776	256.5	15:02:57.945
4		2:19.845	39.649	1:03.632	36.564	257.1	15:05:17.790
5		2:27.424 P	39.935	1:03.886	43.603	256.5	15:07:45.214
6		13:17.568	11:30.085	1:10.294	37.189	210.9	15:21:02.782
7		2:20.668	40.062	1:04.086	36.520	255.9	15:23:23.450
8		2:19.935	39.675	1:03.817	36.443	258.3	15:25:43.385
9		2:27.099 P	39.807	1:03.954	43.338	256.5	15:28:10.484
10		10:51.812	9:03.782	1:09.657	38.373	210.1	15:39:02.296
11		3:14.362	40.697	1:06.624	1:27.041	254.7	15:42:16.658
12		4:08.437	1:40.581	1:49.381	38.475	79.4	15:46:25.095
13		2:22.342	40.474	1:05.230	36.638	255.3	15:48:47.437
14		2:20.699	39.741	1:04.230	36.728	257.1	15:51:08.136
15		2:32.011 P	39.698	1:03.817	48.496	258.3	15:53:40.147

17							
1 Fran Rueda McLaren 720 s							
PRO 2 Andrés Saravia Teo Martín Motorsport							
Lap	D	Time	Sector 1	Sector 2	Sector 3	T. Spd	Elapsed
1		14:57:52.859	14:56:00.997	1:12.252	39.610	205.7	14:57:52.859
2		2:34.975	43.350	1:12.983	38.642	241.6	15:00:27.834
3		2:31.820	40.890	1:11.406	39.524	229.2	15:02:59.654
4		2:21.984	40.100	1:05.095	36.789	255.9	15:05:21.638
5		2:28.677 P	39.755	1:04.752	44.170	257.7	15:07:50.315
6		3:29.433	1:45.334	1:06.241	37.858	251.1	15:11:19.748
7		2:21.492	39.911	1:04.943	36.638	254.7	15:13:41.240
8		2:24.295	41.180	1:05.756	37.359	251.1	15:16:05.535
9		2:21.264	39.824	1:04.878	36.562	257.1	15:18:26.799
10		2:36.159 P	42.218	1:09.622	44.319	243.2	15:21:02.958
11		4:00.911	2:17.250	1:06.268	37.393	252.3	15:25:03.869
12		2:22.612	40.275	1:05.381	36.956	256.5	15:27:26.481
13		2:21.385	39.966	1:04.562	36.857	257.7	15:29:47.866
14		2:21.347	39.894	1:04.472	36.981	257.1	15:32:09.213
15		2:27.677 P	40.014	1:04.482	43.181	258.9	15:34:36.890
16		4:06.056	2:18.210	1:08.281	39.565	253.5	15:38:42.946
17		2:21.626	40.193	1:04.730	36.703	257.1	15:41:04.572
18		4:50.906	1:37.109	2:09.073	1:04.724	79.6	15:45:55.478
19		2:24.245	40.660	1:05.479	38.106	254.7	15:48:19.723
20		2:21.407	40.057	1:04.504	36.846	258.9	15:50:41.130
21		2:39.200 P	39.968	1:04.553	54.679	258.9	15:53:20.330





**Spa Francorchamps**  
**International GT Open**  
**Free Practice - 2**  
**Lap Analysis**

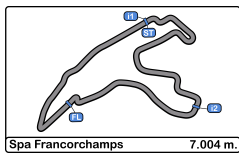


19							26								
PROAM			Ratón Racing by Target				PRO			Lazarus Racing					
Lap	D	Time	Sector 1	Sector 2	Sector 3	T. Spd	Elapsed	Lap	D	Time	Sector 1	Sector 2	Sector 3	T. Spd	Elapsed
1		14:58:47.879	P 14:56:46.609	1:10.526	50.744	244.8	14:58:47.879	1		14:57:48.393	14:55:52.670	1:14.603	41.120	164.3	14:57:48.393
2		2:43.703	57.407	1:07.437	38.859	250.0	15:01:31.582	2		2:29.437	44.576	1:06.829	38.032	227.8	15:00:17.830
3		2:24.156	40.506	1:05.740	37.910	254.1	15:03:55.738	3		2:30.007	P 40.843	1:05.073	44.091	254.1	15:02:47.837
4		2:23.065	40.496	1:05.190	37.379	252.9	15:06:18.803	4		9:07.569	7:16.579	1:11.772	39.218	177.9	15:11:55.406
5		2:31.542	P 40.550	1:06.022	44.970	252.9	15:08:50.345	5		2:22.448	40.692	1:04.945	36.811	254.1	15:14:17.854
6		4:44.122	2:58.616	1:08.264	37.242	247.1	15:13:34.467	6		2:21.734	40.373	1:04.491	36.870	257.1	15:16:39.588
7		2:21.309	40.141	1:04.678	36.490	252.9	15:15:55.776	7		2:21.558	40.032	1:04.661	36.865	257.7	15:19:01.146
8		2:23.731	40.514	1:06.710	36.507	254.1	15:18:19.507	8		2:23.494	39.500	1:05.905	38.089	260.2	15:21:24.640
9		2:25.003	40.001	1:04.459	40.543	255.9	15:20:44.510	9		2:29.961	P 39.907	1:04.537	45.517	258.9	15:23:54.601
10		2:30.326	P 40.108	1:04.925	45.293	255.9	15:23:14.836	10		4:30.970	2:40.956	1:10.569	39.445	230.2	15:28:25.571
11		4:07.815	2:27.132	1:04.029	36.654	252.3	15:27:22.651	11		2:26.782	41.595	1:07.201	37.986	254.7	15:30:52.353
12		2:36.199	P 39.781	1:05.942	50.476	255.9	15:29:58.850	12		2:23.360	40.624	1:05.560	37.176	257.7	15:33:15.713
13		3:59.054	2:10.517	1:05.379	43.158	254.1	15:33:57.904	13		2:22.212	40.266	1:04.900	37.046	258.3	15:35:37.925
14		2:20.389	40.013	1:03.792	36.584	255.3	15:36:18.293	14		2:22.399	40.246	1:05.031	37.122	258.9	15:38:00.324
15		2:19.505	39.601	1:03.755	36.149	257.1	15:38:37.798	15		2:29.128	40.235	1:06.035	42.858	255.9	15:40:29.452
16		2:49.664	39.518	1:03.627	36.516	257.7	15:40:57.459	16		4:53.943	P 1:04.872	2:12.552	1:36.519	74.2	15:45:23.395
17		4:55.204	P 1:33.625	2:09.231	1:12.348	79.1	15:45:52.663	17		2:51.124	1:04.051	1:09.171	37.902	236.8	15:48:14.519
18		3:48.340	2:00.133	1:09.272	38.935	251.1	15:49:41.003	18		2:22.554	40.381	1:05.234	36.939	256.5	15:50:37.073
19		2:25.072	40.650	1:06.069	38.353	252.9	15:52:06.075	19		2:43.520	P 41.282	1:06.506	55.732	237.3	15:53:20.593
20		2:40.712	P 40.642	1:05.598	54.472	252.9	15:54:46.787								

20							27								
PROAM			SPS Automotive Performance				PRO			Lazarus Racing					
Lap	D	Time	Sector 1	Sector 2	Sector 3	T. Spd	Elapsed	Lap	D	Time	Sector 1	Sector 2	Sector 3	T. Spd	Elapsed
1		14:57:59.359	14:56:09.602	1:08.055	41.702	243.2	14:57:59.359	1		14:57:56.743	14:55:51.135	1:23.040	42.568	145.9	14:57:56.743
2		2:22.767	40.161	1:05.919	36.687	254.1	15:00:22.126	2		2:41.894	47.809	1:13.785	40.300	148.9	15:00:38.637
3		2:20.045	39.420	1:04.335	36.290	256.5	15:02:42.171	3		2:26.639	41.444	1:07.731	37.464	249.4	15:03:05.276
4		2:49.224	39.332	1:03.787	36.102	256.5	15:05:01.392	4		2:36.207	P 42.106	1:08.870	45.231	214.2	15:05:41.483
5		3:00.018	P 39.319	1:05.192	1:15.507	257.1	15:08:01.410	5		4:12.031	2:28.365	1:06.500	37.166	249.4	15:09:53.514
6		6:00.761	4:11.588	1:10.191	38.982	251.7	15:14:02.171	6		2:22.623	40.375	1:05.110	37.138	253.5	15:12:16.137
7		2:39.790	P 39.546	1:04.107	56.137	257.1	15:16:41.961	7		2:21.840	40.270	1:04.700	36.870	254.1	15:14:37.977
								8		2:24.725	40.107	1:04.788	36.830	257.1	15:16:59.702
								9		2:36.162	P 39.985	1:05.803	50.374	256.5	15:19:35.864
								10		4:16.871	2:32.251	1:06.642	37.978	249.4	15:23:52.735
								11		2:23.693	39.933	1:05.897	37.863	257.1	15:26:16.428
								12		2:23.700	40.177	1:05.854	37.669	257.1	15:28:40.128
								13		2:22.326	39.940	1:05.213	37.173	257.1	15:31:02.454
								14		2:22.550	39.975	1:05.272	37.303	258.3	15:33:25.004
								15		2:22.600	39.765	1:05.345	37.490	258.3	15:35:47.604
								16		2:41.213	P 39.925	1:07.983	53.305	258.9	15:38:28.817
								17		4:06.634	P		4:59.939		15:42:35.451

25							
AM			HTP Motorsport				
Lap	D	Time	Sector 1	Sector 2	Sector 3	T. Spd	Elapsed
1		14:58:16.614	P 14:56:18.392	1:07.411	50.811	246.5	14:58:16.614
2		3:51.942	2:10.151	1:04.859	36.932	250.0	15:02:08.556
3		2:20.476	39.617	1:04.212	36.647	254.7	15:04:29.032
4		2:19.928	39.596	1:04.007	36.325	254.1	15:06:48.960
5		2:19.934	39.810	1:03.778	36.346	254.7	15:09:08.894
6		2:31.840	P 39.761	1:04.688	47.391	254.7	15:11:40.734
7		4:46.746	2:54.193	1:12.034	40.519	243.7	15:16:27.480
8		2:28.628	42.105	1:08.047	38.476	247.7	15:18:56.108
9		2:30.862	42.065	1:09.173	39.624	246.0	15:21:26.970
10		2:29.903	42.425	1:08.346	39.132	248.8	15:23:56.873
11		2:30.472	43.294	1:08.682	38.496	250.5	15:26:27.345
12		2:28.803	41.464	1:09.099	38.240	250.5	15:28:56.148
13		2:36.752	P 41.748	1:08.295	46.709	249.4	15:31:32.900
14		7:32.880	5:42.242	1:11.023	39.615	219.5	15:39:05.780
15		3:39.884	P 42.331	1:11.662	1:45.891	248.8	15:42:45.664





**Spa Francorchamps**  
International GT Open  
Free Practice - 2  
Lap Analysis



**34**

1 Adrian Amstutz  
Lamborghini Huracan GT3  
PROAM 2 Patrick Kujala  
Imperiale Racing

**63**

1 Albert Costa  
Lamborghini Huracan GT3 EVO  
PRO 2 Giacomo Altoè  
Emil Frey Racing

Lap D	Time	Sector 1	Sector 2	Sector 3	T. Spd	Elapsed
1	15:00:33.614	14:58:48.162	1:05.362	40.090	251.1	15:00:33.614
2	2:20.306	39.728	1:04.122	36.456	258.9	15:02:53.920
3	2:19.863	39.391	1:04.129	36.343	262.7	15:05:13.783
4	2:19.546	39.549	1:03.873	36.124	260.2	15:07:33.329
5	2:26.644 P	39.448	1:04.141	43.055	263.4	15:09:59.973
6	3:46.007	2:05.250	1:04.097	36.660	259.6	15:13:45.980
7	2:20.103	39.428	1:04.286	36.389	260.8	15:16:06.083
8	2:21.067	39.486	1:05.118	36.463	261.5	15:18:27.150
9	2:19.884	39.629	1:04.012	36.243	260.2	15:20:47.034
10	2:28.743 P	39.549	1:04.849	44.345	262.1	15:23:15.777
11	4:30.840	2:42.391	1:09.576	38.873	237.3	15:27:46.617
12	2:34.021	40.372	1:06.435	47.214	255.3	15:30:20.638
13	2:25.154	40.834	1:06.274	38.046	256.5	15:32:45.792
14	2:23.724	40.392	1:05.867	37.465	255.9	15:35:09.516
15	2:24.096	40.537	1:06.090	37.469	257.7	15:37:33.612
16	2:29.567	40.478	1:09.105	39.984	257.7	15:40:03.179
17	4:44.940 P	40.468	2:02.241	1:32.231	255.9	15:44:18.119

**59**

1 Martin Kodrić  
McLaren 720 s  
PRO 2 Henrique Chaves  
Teo Martín Motorsport

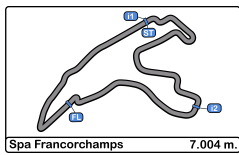
Lap D	Time	Sector 1	Sector 2	Sector 3	T. Spd	Elapsed
1	15:00:17.285 P	14:58:19.810	1:09.527	47.948	206.8	15:00:17.285
2	2:35.989	54.069	1:05.100	36.820	251.1	15:02:53.274
3	2:22.090	40.010	1:05.296	36.784	255.9	15:05:15.364
4	2:21.003	39.853	1:04.395	36.755	258.3	15:07:36.367
5	2:21.615	39.900	1:04.704	37.011	257.7	15:09:57.982
6	2:27.384 P	39.921	1:04.474	42.989	256.5	15:12:25.366
7	8:15.279	6:31.500	1:05.847	37.932	230.2	15:20:40.645
8	2:21.549	40.119	1:04.601	36.829	255.3	15:23:02.194
9	2:27.264 P	39.854	1:04.788	42.622	257.7	15:25:29.458
10	4:03.680	2:15.183	1:09.962	38.535	210.1	15:29:33.138
11	2:19.878	39.793	1:03.831	36.254	256.5	15:31:53.016
12	2:21.096	39.594	1:03.750	37.752	258.9	15:34:14.112
13	2:19.755	39.735	1:03.951	36.069	258.3	15:36:33.867
14	2:23.675	39.777	1:04.264	39.634	258.9	15:38:57.542
15	2:39.989 P	39.548	1:04.000	56.441	259.6	15:41:37.531
16	5:32.996	3:43.943	1:11.702	37.351	79.6	15:47:10.527
17	2:23.418	40.387	1:04.638	38.393	257.7	15:49:33.945
18	2:20.357	39.471	1:04.335	36.551	260.2	15:51:54.302
19	2:36.118 P	39.604	1:04.431	52.083	258.9	15:54:30.420

**66**

1 Kang Ling  
Lamborghini Huracan GT3 EVO  
PROAM 2 Frederik Schandorff  
Vincenzo Sospiri Racing

Lap D	Time	Sector 1	Sector 2	Sector 3	T. Spd	Elapsed
1	15:01:20.517	14:59:36.587	1:06.370	37.560	247.7	15:01:20.517
2	2:33.467	40.156	1:11.382	41.929	258.9	15:03:53.984
3	2:21.653	40.293	1:04.493	36.867	255.3	15:06:15.637
4	2:21.026	40.005	1:04.293	36.728	258.3	15:08:36.663
5	2:21.937	39.920	1:05.240	36.777	259.6	15:10:58.600
6	2:20.645	39.977	1:03.984	36.684	255.3	15:13:19.245
7	2:45.113 P	40.052	1:04.391	1:00.670	256.5	15:16:04.358
8	4:09.821	2:28.635	1:04.528	36.658	250.5	15:20:14.179
9	2:20.555	39.974	1:03.996	36.585	255.9	15:22:34.734
10	2:23.050	40.023	1:05.714	37.313	256.5	15:24:57.784
11	2:20.126	39.838	1:03.676	36.612	257.1	15:27:17.910
12	2:31.251 P	39.800	1:05.913	45.538	257.7	15:29:49.161
13	7:00.143	5:17.417	1:05.569	37.157	250.5	15:36:49.304
14	2:21.514	40.325	1:04.353	36.836	254.7	15:39:10.818
15	2:22.846	40.113	1:05.237	1:37.496	258.3	15:42:33.664
16	4:03.210	1:40.636	1:40.018	42.556	79.5	15:46:36.874
17	2:22.260	40.456	1:04.930	36.874	258.3	15:48:59.134
18	2:21.229	40.079	1:04.435	36.715	258.3	15:51:20.363
19	2:28.136 P	40.003	1:04.093	44.040	259.6	15:53:48.499





**Spa Francorchamps**  
International GT Open  
Free Practice - 2  
Lap Analysis



75

1 Kenny Habul Mercedes AMG GT3  
PROAM 2 Thomas Jäger Rowe Racing / SunEnergy1 Racing

Lap	D	Time	Sector 1	Sector 2	Sector 3	T. Spd	Elapsed
1		14:59:08.680	14:57:19.274	1:07.968	41.438	222.2	14:59:08.680
2		2:20.982	39.963	1:04.448	36.571	252.9	15:01:29.662
3		<b>2:19.865</b>	<b>39.597</b>	<b>1:03.754</b>	<b>36.514</b>	255.9	15:03:49.527
4		2:29.646 P	39.857	1:04.404	45.385	253.5	15:06:19.173
5		3:31.341 P	1:40.119	1:06.345	44.877	247.1	15:09:50.514
6		4:05.504	2:20.231	1:07.418	37.855	244.8	15:13:56.018
7		2:23.832	40.239	1:06.136	37.457	252.9	15:16:19.850
8		2:22.143	39.942	1:04.966	37.235	253.5	15:18:41.993
9		2:33.152	40.147	1:05.233	47.772	251.7	15:21:15.145
10		2:36.854 P	42.736	1:08.333	45.785	205.3	15:23:51.999
11		6:09.477	4:23.141	1:07.617	38.719	247.7	15:30:01.476
12		2:22.116	40.167	1:05.038	36.911	252.9	15:32:23.592
13		2:22.065	39.868	1:05.293	36.904	254.7	15:34:45.657
14		2:21.181	39.940	1:04.324	36.917	254.7	15:37:06.838
15		2:33.461 P	39.806	1:05.510	48.145	254.7	15:39:40.299

90

1 Alberto Di Folco Lamborghini Huracan GT3 EVO  
PROAM 2 Christoph Lenz Raton Racing by Target

Lap	D	Time	Sector 1	Sector 2	Sector 3	T. Spd	Elapsed
1		14:58:28.193 P	14:56:25.789	1:10.692	51.712	240.0	14:58:28.193
2		2:44.540	56.209	1:08.180	40.151	243.7	15:01:12.733
3		2:29.727	43.018	1:07.666	39.043	246.0	15:03:42.460
4		2:30.579	42.621	1:07.010	40.948	246.0	15:06:13.039
5		2:28.868	42.436	1:07.268	39.164	245.4	15:08:41.907
6		2:29.056	42.280	1:07.634	39.142	247.7	15:11:10.963
7		2:29.039	42.425	1:06.809	39.805	246.0	15:13:40.002
8		2:32.182	42.876	1:08.864	40.442	242.1	15:16:12.184
9		2:36.811 P	43.043	1:07.192	46.576	247.1	15:18:48.995
10		5:20.748	3:27.080	1:04.704	48.964	251.1	15:24:09.743
11		<del>2:20.654</del>	39.940	1:04.162	36.552	255.9	15:26:30.397
12		2:21.061	39.636	1:04.874	36.551	258.3	15:28:51.458
13		2:21.235	39.607	1:04.744	36.884	257.1	15:31:12.693
14		<b>2:19.756</b>	39.636	<b>1:03.661</b>	36.459	257.1	15:33:32.449
15		2:28.094 P	39.716	1:05.035	43.343	255.9	15:36:00.543
16		3:36.941	1:49.290	1:05.805	41.846	254.1	15:39:37.484
17		<del>3:54.854</del>	39.768	1:45.538	1:29.548	255.9	15:43:32.338
18		3:36.316	1:41.207	1:11.743	43.366	79.2	15:47:08.654
19		2:22.414	41.552	1:04.461	<b>36.401</b>	257.1	15:49:31.068
20			<b>39.566</b>	1:16.196		258.3	

93

1 Christopher Froggatt Ferrari 488 GT3  
PROAM 2 Edward Cheever III Spirit of Race / Tempesta Racing

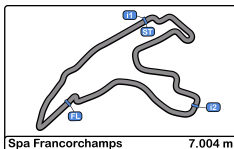
Lap	D	Time	Sector 1	Sector 2	Sector 3	T. Spd	Elapsed
1		14:57:41.597	14:55:54.014	1:09.726	37.857	198.5	14:57:41.597
2		2:22.904	40.800	1:05.081	37.023	254.1	15:00:04.501
3		2:21.197	40.223	1:04.326	36.648	256.5	15:02:25.698
4		2:25.167	41.064	1:07.195	36.908	254.1	15:04:50.865
5		2:20.776	39.884	1:04.326	36.566	257.1	15:07:11.641
6		2:31.977 P	39.887	1:07.246	44.844	257.7	15:09:43.618
7		6:09.585	4:25.081	1:05.190	39.314	252.3	15:15:53.203
8		2:21.164	40.143	1:04.376	36.645	255.3	15:18:14.367
9		2:30.741 P	40.018	1:06.196	44.527	255.3	15:20:45.108
10		4:47.956	3:05.253	1:05.521	37.182	250.0	15:25:33.064
11		2:19.245	39.907	1:03.115	36.223	257.7	15:27:52.309
12		2:18.975	39.734	1:03.144	36.097	258.3	15:30:11.284
13		<b>2:18.548</b>	<b>39.472</b>	<b>1:03.035</b>	<b>36.041</b>	259.6	15:32:29.832
14		2:30.710 P	41.798	1:05.181	43.731	252.3	15:35:00.542
15		5:19.009	3:30.476	1:08.193	40.340	248.2	15:40:19.551
16		<del>4:31.598</del>	52.599	2:09.376	1:29.623	80.0	15:44:51.149
17		2:44.839	58.775	1:07.934	38.130	249.4	15:47:35.988
18		2:24.307	41.087	1:05.630	37.590	255.3	15:50:00.295
19		2:46.338 P	41.121	1:06.809	58.408	254.1	15:52:46.633

99

1 António Coimbra Mercedes AMG GT3  
AM 2 Luis Silva Sports and You

Lap	D	Time	Sector 1	Sector 2	Sector 3	T. Spd	Elapsed
1		14:59:19.332	14:57:22.541	1:15.781	41.010	203.3	14:59:19.332
2		<del>2:30.786</del>	42.470	1:08.954	39.362	248.8	15:01:50.118
3		2:30.084	42.173	1:09.012	38.899	250.0	15:04:20.202
4		2:29.779	42.651	1:08.051	39.077	248.8	15:06:49.981
5		2:28.407	41.499	1:08.217	38.691	252.3	15:09:18.388
6		2:46.263 P	41.622	1:10.676	53.965	251.1	15:12:04.651
7		7:35.027	5:42.570	1:13.271	39.186	229.7	15:19:39.678
8		2:26.803	41.507	1:07.130	38.166	249.4	15:22:06.481
9		2:25.507	41.417	1:06.218	37.872	251.7	15:24:31.988
10		2:25.283	40.590	1:06.758	37.935	252.9	15:26:57.271
11		2:43.938 P	41.118	1:12.099	50.721	252.9	15:29:41.209
12		4:03.964	2:17.971	1:07.742	38.251	250.5	15:33:45.173
13		2:24.643	40.739	1:06.201	37.703	252.3	15:36:09.816
14		2:23.282	40.718	<b>1:05.304</b>	37.260	251.7	15:38:33.098
15		<del>2:36.402</del> P	41.212	1:06.020	48.870	252.9	15:41:09.200
16		4:47.505	2:32.129	1:22.523	52.853	222.2	15:45:56.705
17		2:24.995	40.706	1:06.243	38.046	254.7	15:48:21.700
18		<b>2:22.950</b>	<b>40.328</b>	1:05.531	<b>37.091</b>	255.3	15:50:44.650
19		2:38.099 P	40.487	1:05.830	51.782	254.7	15:53:22.749



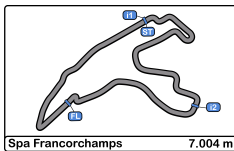


Spa Francorchamps  
International GT Open  
Free Practice - 2  
Best Sectors Results



Sector - 1				Sector - 2				Sector - 3				Ideal Lap vs Best Lap				
Clas	Nº	Driver	Time	Nº	Driver	Time	Nº	Driver	Time	Clas	Nº	Driver	Ideal Lap	Best Lap	Clas	
1	20	Pierburg - Onslow-Cole	39.319	93	Froggatt - Cheever III	1:03.035	93	Froggatt - Cheever III	36.041	1	93	Froggatt - Cheever III	2:18.548	2:18.548	1	
2	34	Amstutz - Kujala	39.391	63	Costa - Altoè	1:03.302	59	Kodrić - Chaves	36.069	2	63	Costa - Altoè	2:18.871	2:19.021	2	
3	63	Costa - Altoè	39.448	19	Liang - Giammaria	1:03.627	20	Pierburg - Onslow-Cole	36.102	3	20	Pierburg - Onslow-Cole	2:19.208	2:20.045	10	
4	10	Ramos - Crestani	39.463	14	Siedler - Grenier	1:03.632	63	Costa - Altoè	36.121	4	59	Kodrić - Chaves	2:19.290	2:19.755	5	
5	59	Kodrić - Chaves	39.471	90	Di Folco - Lenz	1:03.661	34	Amstutz - Kujala	36.124	5	19	Liang - Giammaria	2:19.294	2:19.505	3	
6	93	Froggatt - Cheever III	39.472	66	Ling - Schandorff	1:03.676	19	Liang - Giammaria	36.149	6	34	Amstutz - Kujala	2:19.388	2:19.546	4	
7	26	Martínez - Onidi	39.500	16	Hahn - Barnicoat	1:03.703	25	Hrachowina - Konrad	36.325	7	90	Di Folco - Lenz	2:19.628	2:19.756	6	
8	19	Liang - Giammaria	39.518	59	Kodrić - Chaves	1:03.750	90	Di Folco - Lenz	36.401	8	25	Hrachowina - Konrad	2:19.699	2:19.928	9	
9	90	Di Folco - Lenz	39.566	75	Habul - Jäger	1:03.754	14	Siedler - Grenier	36.443	9	14	Siedler - Grenier	2:19.724	2:19.845	7	
10	9	Davide Roda	39.589	25	Hrachowina - Konrad	1:03.778	10	Ramos - Crestani	36.454	10	10	Ramos - Crestani	2:19.791	2:20.081	11	
11	25	Hrachowina - Konrad	39.596	20	Pierburg - Onslow-Cole	1:03.787	16	Hahn - Barnicoat	36.480	11	16	Hahn - Barnicoat	2:19.857	2:20.296	13	
12	75	Habul - Jäger	39.597	34	Amstutz - Kujala	1:03.873	75	Habul - Jäger	36.514	12	75	Habul - Jäger	2:19.865	2:19.865	8	
13	14	Siedler - Grenier	39.649	10	Ramos - Crestani	1:03.874	17	Rueda - Saravia	36.562	13	66	Ling - Schandorff	2:20.061	2:20.126	12	
14	16	Hahn - Barnicoat	39.674	6	Zampieri - Meadows	1:03.997	66	Ling - Schandorff	36.585	14	9	Davide Roda	2:20.556	2:20.937	14	
15	17	Rueda - Saravia	39.755	9	Davide Roda	1:04.259	9	Davide Roda	36.708	15	6	Zampieri - Meadows	2:20.720	2:21.022	15	
16	27	De Marco - Pohler	39.765	17	Rueda - Saravia	1:04.472	6	Zampieri - Meadows	36.756	16	17	Rueda - Saravia	2:20.789	2:21.264	16	
17	66	Ling - Schandorff	39.800	26	Martínez - Onidi	1:04.491	26	Martínez - Onidi	36.811	17	26	Martínez - Onidi	2:20.802	2:21.558	17	
18	12	Leo - Razak	39.836	27	De Marco - Pohler	1:04.700	27	De Marco - Pohler	36.830	18	27	De Marco - Pohler	2:21.295	2:21.840	19	
19	6	Zampieri - Meadows	39.967	12	Leo - Razak	1:04.863	12	Leo - Razak	36.869	19	12	Leo - Razak	2:21.568	2:21.773	18	
20	8	Giuseppe Cipriani	40.143	8	Giuseppe Cipriani	1:05.176	11	Hill - Shoffner	37.003	20	8	Giuseppe Cipriani	2:22.601	2:22.846	20	
21	99	Coimbra - Silva	40.328	99	Coimbra - Silva	1:05.304	99	Coimbra - Silva	37.091	21	99	Coimbra - Silva	2:22.723	2:22.950	21	
22	11	Hill - Shoffner	40.346	11	Hill - Shoffner	1:05.814	8	Giuseppe Cipriani	37.282	22	11	Hill - Shoffner	2:23.163	2:23.315	22	



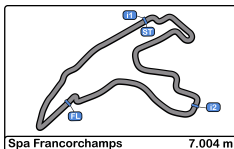


**Spa Francorchamps**  
**International GT Open**  
**Free Practice - 2**  
**Best 5 Lap Times**



Cl	N°	Entrant/Team	Nat	Driver 1	Nat	Status	Driver 2	Nat	Status	Vehicle	Cat	Cl	Best 1		Best 2		Best 3		Best 4		Best 5	
													Time	Lap	Time	Lap	Time	Lap	Time	Lap	Time	Lap
1	93	Spirit of Race / Tempesta	GBR	Christopher Froggatt	GBR		Edward Cheever III	ITA		Ferrari 488 GT3	PROAM	1	2:18.548	13	2:18.975	12	2:19.245	11	2:20.776	5	2:21.164	8
2	63	Emil Frey Racing	CHE	Albert Costa	ESP		Giacomo Altoè	ITA		Lamborghini Huracan GT3	PRO	1	2:19.021	6	2:19.329	5	2:19.702	9	2:19.944	8	2:19.953	12
3	19	Raton Racing by Target	ITA	Jiatong Liang	CHN		Raffaele Giammaria	ITA		Lamborghini Huracan GT3	PROAM	2	2:19.505	15	2:20.389	14	2:21.309	7	2:23.065	4	2:23.731	8
4	34	Imperiale Racing	ITA	Adrian Amstutz	CHE		Patrick Kujala	FIN		Lamborghini Huracan GT3	PROAM	3	2:19.546	4	2:19.863	3	2:19.884	9	2:20.103	7	2:20.306	2
5	59	Teo Martín Motorsport	ESP	Martin Kodrić	HRV		Henrique Chaves	PRT		McLaren 720 s	PRO	2	2:19.755	13	2:19.878	11	2:20.357	18	2:21.003	4	2:21.096	12
6	90	Raton Racing by Target	ITA	Alberto Di Folco	ITA		Christoph Lenz	CHE		Lamborghini Huracan GT3	PROAM	4	2:19.756	14	2:21.061	12	2:21.235	13	2:22.414	19	2:28.094	15
7	14	Emil Frey Racing	CHE	Norbert Siedler	AUT		Mikaël Grenier	CAN		Lamborghini Huracan GT3	PRO	3	2:19.845	4	2:19.935	8	2:20.668	7	2:20.699	14	2:20.709	3
8	75	Rowe Racing / SunEnergy1	DEU	Kenny Habul	AUS		Thomas Jäger	DEU		Mercedes AMG GT3	PROAM	5	2:19.865	3	2:20.982	2	2:21.181	14	2:22.065	13	2:22.116	12
9	25	HTP Motorsport	DEU	Alexander Hrachowina	AUT		Martin Konrad	AUT		Mercedes AMG GT3	AM	1	2:19.928	4	2:19.934	5	2:20.476	3	2:28.628	8	2:28.803	12
10	20	SPS Automotive Performance	DEU	Valentin Pierburg	DEU		Tom Onslow-Cole	GBR		Mercedes AMG GT3	PROAM	6	2:20.045	3	2:22.767	2	2:39.790	7	3:00.018	5	6:00.761	6
11	10	SPS Automotive Performance	DEU	Miguel Ramos	PRT		Fabrizio Crestani	ITA		Mercedes AMG GT3	PRO	4	2:20.081	19	2:20.535	15	2:21.272	4	2:21.539	5	2:22.108	6
12	66	Vincenzo Sospiri Racing	ITA	Kang Ling	CHN		Frederik Schandorff	DNK		Lamborghini Huracan GT3	PROAM	7	2:20.126	11	2:20.555	9	2:20.645	6	2:21.026	4	2:21.229	18
13	16	Teo Martín Motorsport	ESP	Marcelo Hahn	BRN		Ben Barnicoat	GBR		McLaren 720 s	PROAM	8	2:20.296	6	2:20.339	2	2:20.871	7	2:24.773	18	2:25.265	10
14	9	Antonelli MotorSport	ITA	Davide Roda	ITA					Mercedes AMG GT3	AM	2	2:20.937	11	2:21.038	12	2:21.069	4	2:21.234	10	2:21.483	20
15	6	Antonelli MotorSport	ITA	Daniel Zampieri	ITA		Michael Meadows	GBR		Mercedes AMG GT3	PRO	5	2:21.022	5	2:21.638	3	2:22.208	4	2:22.578	10	2:22.909	16
16	17	Teo Martín Motorsport	ESP	Fran Rueda	ESP		Andrés Saravia	GTM		McLaren 720 s	PRO	6	2:21.264	9	2:21.347	14	2:21.385	13	2:21.407	20	2:21.984	4
17	26	Lazarus Racing	ITA	Eliseo Martínez	ESP		Fabio Onidi	ITA		Lamborghini Huracan GT3	PRO	7	2:21.558	7	2:21.734	6	2:22.212	13	2:22.399	14	2:22.448	5
18	12	Ombra Racing	ITA	Federico Leo	ITA		Najiy Razak	MYS		Lamborghini Huracan GT3	PRO	8	2:21.773	14	2:21.992	15	2:22.617	7	2:22.636	13	2:22.770	3
19	27	Lazarus Racing	ITA	Nicola De Marco	ITA		Nicolas Pohler	DEU		Lamborghini Huracan GT3	PRO	9	2:21.840	7	2:22.326	13	2:22.550	14	2:22.623	6	2:23.700	12
20	8	Antonelli MotorSport	ITA	Giuseppe Cipriani	ITA					Mercedes AMG GT3	AM	3	2:22.846	5	2:22.850	7	2:23.060	4	2:23.331	6	2:23.408	3
21	99	Sports and You	PRT	António Coimbra	PRT		Luis Silva	PRT		Mercedes AMG GT3	AM	4	2:22.950	18	2:23.282	14	2:24.643	13	2:24.995	17	2:25.283	10
22	11	GetSpeed Performance	DEU	Janine Hill	GBR		John Shoffner	USA		Mercedes AMG GT3	AM	5	2:23.315	7	2:23.635	13	2:23.865	12	2:24.128	5	2:24.700	6



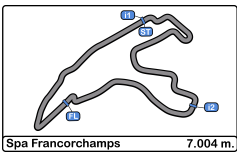


**Spa Francorchamps**  
**International GT Open**  
**Free Practice - 2**  
**Best 5 Top Speeds**



Cl	Nº	Entrant/Team	Nat	Driver 1	Nat	Status	Driver 2	Nat	Status	Vehicle	Cat	Cl	Top 1		Top 2		Top 3		Top 4		Top 5		Avg
													Km/h	Lap	Km/h	Lap	Km/h	Lap	Km/h	Lap	Km/h	Lap	
1	34	Imperiale Racing	ITA	Adrian Amstutz	CHE	PRO	Patrick Kujala	FIN	PRO	Lamborghini Huracan GT3	PROAM	1	263.4	5	262.7	3	262.1	10	261.5	8	260.8	7	262.1
2	26	Lazarus Racing	ITA	Eliseo Martínez	ESP	PRO	Fabio Onidi	ITA	PRO	Lamborghini Huracan GT3	PRO	1	260.2	8	258.9	9	258.9	14	258.3	13	257.7	7	258.8
3	59	Teo Martín Motorsport	ESP	Martin Kodrić	CRO	PRO	Henrique Chaves	PRT	PRO	McLaren 720 s	PRO	2	260.2	18	259.6	15	258.9	12	258.9	14	258.9	19	259.3
4	66	Vincenzo Sospiri Racing	ITA	Kang Ling	CHE	PRO	Frederik Schandorff	DNK	PRO	Lamborghini Huracan GT3	PROAM	2	259.6	5	259.6	19	258.9	2	258.3	4	258.3	15	258.9
5	93	Spirit of Race / Tempesta	GBR	Christopher Froggatt	GBR	PRO	Edward Cheever III	ITA	PRO	Ferrari 488 GT3	PROAM	3	259.6	13	258.3	12	257.7	6	257.7	11	257.1	5	258.1
6	10	SPS Automotive Performance	DEU	Miguel Ramos	PRT	PRO	Fabrizio Crestani	ITA	PRO	Mercedes AMG GT3	PRO	3	258.9	19	258.3	13	258.3	16	257.7	18	257.1	15	258.1
7	17	Teo Martín Motorsport	ESP	Fran Rueda	ESP	PRO	Andrés Saravia	ITA	PRO	McLaren 720 s	PRO	4	258.9	15	258.9	20	258.9	21	257.7	5	257.7	13	258.4
8	27	Lazarus Racing	ITA	Nicola De Marco	ITA	PRO	Nicolas Pohler	DEU	PRO	Lamborghini Huracan GT3	PRO	5	258.9	16	258.3	14	258.3	15	257.1	8	257.1	11	258.0
9	14	Emil Frey Racing	CHE	Norbert Siedler	AUT	PRO	Mikaël Grenier	CAN	PRO	Lamborghini Huracan GT3	PRO	6	258.3	8	258.3	15	257.1	4	257.1	14	256.5	3	257.5
10	63	Emil Frey Racing	CHE	Albert Costa	ESP	PRO	Giacomo Altoè	ITA	PRO	Lamborghini Huracan GT3	PRO	7	258.3	13	258.3	20	257.7	19	257.1	16	256.5	3	257.6
11	90	Raton Racing by Target	ITA	Alberto Di Folco	ITA	PRO	Christoph Lenz	CHE	PRO	Lamborghini Huracan GT3	PROAM	4	258.3	12	258.3	20	257.1	13	257.1	14	257.1	19	257.6
12	19	Raton Racing by Target	ITA	Jiatong Liang	CHE	PRO	Raffaele Giammaria	ITA	PRO	Lamborghini Huracan GT3	PROAM	5	257.7	16	257.1	15	255.9	9	255.9	10	255.9	12	256.5
13	16	Teo Martín Motorsport	ESP	Marcelo Hahn	GBR	PRO	Ben Barnicoat	GBR	PRO	McLaren 720 s	PROAM	6	257.1	7	256.5	4	255.9	2	255.3	18	254.7	8	255.9
14	20	SPS Automotive Performance	DEU	Valentin Pierburg	DEU	PRO	Tom Onslow-Cole	GBR	PRO	Mercedes AMG GT3	PROAM	7	257.1	5	257.1	7	256.5	3	256.5	4	254.1	2	256.2
15	9	Antonelli MotorSport	ITA	Davide Roda	ITA	PRO				Mercedes AMG GT3	AM	1	256.5	19	256.5	21	255.9	12	255.3	20	254.7	8	255.8
16	12	Ombra Racing	ITA	Federico Leo	ITA	PRO	Najjy Razak	MYA	PRO	Lamborghini Huracan GT3	PRO	8	256.5	16	255.9	14	254.7	11	254.7	13	254.7	15	255.3
17	75	Rowe Racing / SunEnergy1	DEU	Kenny Habul	AUS	PRO	Thomas Jäger	DEU	PRO	Mercedes AMG GT3	PROAM	8	255.9	3	254.7	13	254.7	14	254.7	15	253.5	4	254.7
18	6	Antonelli MotorSport	ITA	Daniel Zampieri	ITA	PRO	Michael Meadows	GBR	PRO	Mercedes AMG GT3	PRO	9	255.3	11	253.5	14	253.5	16	253.5	17	252.9	3	253.7
19	99	Sports and You	PRT	António Coimbra	PRT	PRO	Luis Silva	PRT	PRO	Mercedes AMG GT3	AM	2	255.3	18	254.7	17	254.7	19	252.9	10	252.9	11	254.1
20	11	GetSpeed Performance	DEU	Janine Hill	GBR	PRO	John Shoffner	USA	PRO	Mercedes AMG GT3	AM	3	254.7	12	254.7	15	253.5	3	252.9	13	252.3	11	253.6
21	25	HTP Motorsport	DEU	Alexander Hrachowina	AUT	PRO	Martin Konrad	AUT	PRO	Mercedes AMG GT3	AM	4	254.7	3	254.7	5	254.7	6	254.1	4	250.5	11	253.7
22	8	Antonelli MotorSport	ITA	Giuseppe Cipriani	ITA	PRO				Mercedes AMG GT3	AM	5	253.5	6	252.9	4	252.3	8	251.7	3	251.7	5	252.4



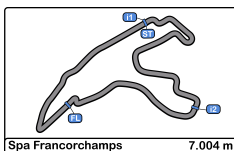


**Spa Francorchamps**  
**International GT Open**  
**Free Practice - 2**  
**Fastest Laps Sequence**



Lap	Time of Day	Session Time	Nº	Entrant/Team	Nat	Driver 1	Nat	Status	Driver 2	Nat	Status	Vehicle	Cat	Time	Km/h
2	15:00:02.354	5:02.354	10	SPS Automotive Performance	DEU	Miguel Ramos	PRT		Fabrizio Crestani	ITA		Mercedes AMG GT3	PRO	2:24.680	174.2
2	15:00:04.501	5:04.501	93	Spirit of Race / Tempesta	GBR	Christopher Froggatt	GBR		Edward Cheever III	ITA		Ferrari 488 GT3	PROAM	2:22.904	176.4
2	15:00:22.126	5:22.126	20	SPS Automotive Performance	DEU	Valentin Pierburg	DEU		Tom Onslow-Cole	GBR		Mercedes AMG GT3	PROAM	2:22.767	176.6
2	15:01:21.768	6:21.768	16	Teo Martín Motorsport	ESP	Marcelo Hahn	BRA		Ben Barnicoat	GBR		McLaren 720 s	PROAM	2:20.339	179.6
3	15:02:42.171	7:42.171	20	SPS Automotive Performance	DEU	Valentin Pierburg	DEU		Tom Onslow-Cole	GBR		Mercedes AMG GT3	PROAM	2:20.045	180.0
3	15:03:49.527	8:49.527	75	Rowe Racing / SunEnergy1	DEU	Kenny Habul	AUS		Thomas Jäger	DEU		Mercedes AMG GT3	PROAM	2:19.865	180.2
3	15:05:13.783	10:13.783	34	Imperiale Racing	ITA	Adrian Amstutz	CHE		Patrick Kujala	FIN		Lamborghini Huracan GT3	PROAM	2:19.863	180.2
4	15:05:17.790	10:17.790	14	Emil Frey Racing	CHE	Norbert Siedler	AUT		Mikaël Grenier	CAN		Lamborghini Huracan GT3	PRO	2:19.845	180.3
4	15:07:33.329	12:33.329	34	Imperiale Racing	ITA	Adrian Amstutz	CHE		Patrick Kujala	FIN		Lamborghini Huracan GT3	PROAM	2:19.546	180.6
5	15:07:44.734	12:44.734	63	Emil Frey Racing	CHE	Albert Costa	ESP		Giacomo Altoè	ITA		Lamborghini Huracan GT3	PRO	2:19.329	180.9
6	15:10:03.755	15:03.755	63	Emil Frey Racing	CHE	Albert Costa	ESP		Giacomo Altoè	ITA		Lamborghini Huracan GT3	PRO	2:19.021	181.3
12	15:30:11.284	35:11.284	93	Spirit of Race / Tempesta	GBR	Christopher Froggatt	GBR		Edward Cheever III	ITA		Ferrari 488 GT3	PROAM	2:18.975	181.4
13	15:32:29.832	37:29.832	93	Spirit of Race / Tempesta	GBR	Christopher Froggatt	GBR		Edward Cheever III	ITA		Ferrari 488 GT3	PROAM	2:18.548	181.9





Spa Francorchamps  
International GT Open

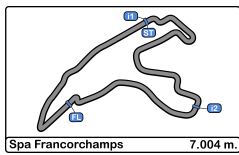
Free Practice - 2

Event Best Maximum Speed



Nº	Entrant/Team	Nat	Driver 1	Nat	Status	Driver 2	Nat	Status	Vehicle	Cat	Km/h	Session
34	Imperiale Racing	ITA	Adrian Amstutz	CHE		Patrick Kujala	FIN		Lamborghini Huracan GT3	PROAM	264.0	Free Practice - 1
26	Lazarus Racing	ITA	Eliseo Martínez	ESP		Fabio Onidi	ITA		Lamborghini Huracan GT3	PRO	262.7	Free Practice - 1
93	Spirit of Race / Tempesta	GBR	Christopher Froggatt	GBR		Edward Cheever III	ITA		Ferrari 488 GT3	PROAM	261.5	Free Practice - 1
66	Vincenzo Sospiri Racing	ITA	Kang Ling	CHN		Frederik Schandorff	DNK		Lamborghini Huracan GT3	PROAM	260.8	Free Practice - 1
59	Teo Martín Motorsport	ESP	Martin Kodrić	HRV		Henrique Chaves	PRT		McLaren 720 s	PRO	260.2	Free Practice - 2
63	Emil Frey Racing	CHE	Albert Costa	ESP		Giacomo Altoè	ITA		Lamborghini Huracan GT3	PRO	259.6	Free Practice - 1
14	Emil Frey Racing	CHE	Norbert Siedler	AUT		Mikaël Grenier	CAN		Lamborghini Huracan GT3	PRO	259.6	Free Practice - 1
17	Teo Martín Motorsport	ESP	Fran Rueda	ESP		Andrés Saravia	GTM		McLaren 720 s	PRO	259.6	Free Practice - 1
27	Lazarus Racing	ITA	Nicola De Marco	ITA		Nicolas Pohler	DEU		Lamborghini Huracan GT3	PRO	258.9	Free Practice - 1
90	Raton Racing by Target	ITA	Alberto Di Folco	ITA		Christoph Lenz	CHE		Lamborghini Huracan GT3	PROAM	258.9	Free Practice - 1
19	Raton Racing by Target	ITA	Jiatong Liang	CHN		Raffaele Giammaria	ITA		Lamborghini Huracan GT3	PROAM	258.9	Free Practice - 1
10	SPS Automotive Performance	DEU	Miguel Ramos	PRT		Fabrizio Crestani	ITA		Mercedes AMG GT3	PRO	258.9	Free Practice - 2
16	Teo Martín Motorsport	ESP	Marcelo Hahn	BRA		Ben Barnicoat	GBR		McLaren 720 s	PROAM	257.7	Free Practice - 1
20	SPS Automotive Performance	DEU	Valentin Pierburg	DEU		Tom Onslow-Cole	GBR		Mercedes AMG GT3	PROAM	257.1	Free Practice - 1
9	Antonelli MotorSport	ITA	Davide Roda	ITA					Mercedes AMG GT3	AM	257.1	Free Practice - 1
6	Antonelli MotorSport	ITA	Daniel Zampieri	ITA		Michael Meadows	GBR		Mercedes AMG GT3	PRO	256.5	Free Practice - 1
8	Antonelli MotorSport	ITA	Giuseppe Cipriani	ITA					Mercedes AMG GT3	AM	256.5	Free Practice - 1
12	Ombra Racing	ITA	Federico Leo	ITA		Najiy Razak	MYS		Lamborghini Huracan GT3	PRO	256.5	Free Practice - 2
75	Rowe Racing / SunEnergy1	DEU	Kenny Habul	AUS		Thomas Jäger	DEU		Mercedes AMG GT3	PROAM	255.9	Free Practice - 1
25	HTP Motorsport	DEU	Alexander Hrachowina	AUT		Martin Konrad	AUT		Mercedes AMG GT3	AM	255.3	Free Practice - 1
99	Sports and You	PRT	António Coimbra	PRT		Luis Silva	PRT		Mercedes AMG GT3	AM	255.3	Free Practice - 2
11	GetSpeed Performance	DEU	Janine Hill	GBR		John Shoffner	USA		Mercedes AMG GT3	AM	254.7	Free Practice - 2





**Spa Francorchamps**  
**International GT Open**  
**Free Practice - 2**  
**Pit Stop Analysis**



**6** Daniel Zampieri PRO Antonelli MotorSport  
 Michael Meadows Mercedes AMG GT3

Nr.	In Day Time	In Time	Out Time	Pit Time	T. Pit Time	Handicap	Penalty
1	15:10:47.021	15:10:47.021	15:14:35.291	3:48.270	3:48.270		
2	15:19:22.631	15:19:22.631	15:26:12.832	6:50.201	10:38.471		
3	15:33:19.796	15:33:19.796	15:34:58.861	1:39.065	12:17.536		

**9** Davide Roda AM Antonelli MotorSport  
 Mercedes AMG GT3

Nr.	In Day Time	In Time	Out Time	Pit Time	T. Pit Time	Handicap	Penalty
1	15:09:53.615	15:09:53.615	15:11:27.322	1:33.707	1:33.707		
2	15:28:00.835	15:28:00.835	15:30:45.835	2:45.000	4:18.707		
3	15:37:50.905	15:37:50.905	15:40:04.002	2:13.097	6:31.804		

**10** Miguel Ramos PRO SPS Automotive Performance  
 Fabrizio Crestani Mercedes AMG GT3

Nr.	In Day Time	In Time	Out Time	Pit Time	T. Pit Time	Handicap	Penalty
1	15:19:18.077	15:19:18.077	15:22:16.989	2:58.912	2:58.912		
2	15:29:23.719	15:29:23.719	15:34:12.186	4:48.467	7:47.379		

**11** Janine Hill AM GetSpeed Performance  
 John Shoffner Mercedes AMG GT3

Nr.	In Day Time	In Time	Out Time	Pit Time	T. Pit Time	Handicap	Penalty
1	15:15:51.213	15:15:51.213	15:18:07.261	2:16.048	2:16.048		
2	15:35:01.225	15:35:01.225	15:40:44.219	5:42.994	7:59.042		

**12** Federico Leo PRO Ombra Racing  
 Najiy Razak Lamborghini Huracan GT3 EVO

Nr.	In Day Time	In Time	Out Time	Pit Time	T. Pit Time	Handicap	Penalty
1	15:15:32.795	15:15:32.795	15:17:25.958	1:53.163	1:53.163		
2	15:24:39.730	15:24:39.730	15:27:33.973	2:54.243	4:47.406		

**14** Norbert Siedler PRO Emil Frey Racing  
 Mikaël Grenier Lamborghini Huracan GT3 EVO

Nr.	In Day Time	In Time	Out Time	Pit Time	T. Pit Time	Handicap	Penalty
1	15:07:39.729	15:07:39.729	15:18:40.200	11:00.471	11:00.471		
2	15:28:05.074	15:28:05.074	15:36:33.055	8:27.981	19:28.452		

**19** Jiatong Liang PROAM Raton Racing by Target  
 Raffaele Giammaria Lamborghini Huracan GT3 EVO

Nr.	In Day Time	In Time	Out Time	Pit Time	T. Pit Time	Handicap	Penalty
1	14:58:42.694	14:58:42.694	14:59:06.261	23.567	23.567		
2	15:08:45.100	15:08:45.100	15:11:12.041	2:26.941	2:50.508		
3	15:23:09.066	15:23:09.066	15:25:07.815	1:58.749	4:49.257		
4	15:29:51.723	15:29:51.723	15:31:35.339	1:43.616	6:32.873		
5	15:45:47.467	15:45:47.467	15:47:16.204	1:28.737	8:01.610		

**20** Valentin Pierburg PROAM SPS Automotive Performance  
 Tom Onslow-Cole Mercedes AMG GT3

Nr.	In Day Time	In Time	Out Time	Pit Time	T. Pit Time	Handicap	Penalty
1	15:07:56.202	15:07:56.202	15:11:39.284	3:43.082	3:43.082		

**25** Alexander Hrachowina AM HTP Motorsport  
 Martin Konrad Mercedes AMG GT3

Nr.	In Day Time	In Time	Out Time	Pit Time	T. Pit Time	Handicap	Penalty
1	14:58:11.379	14:58:11.379	14:59:51.950	1:40.571	1:40.571		
2	15:11:35.492	15:11:35.492	15:13:57.511	2:22.019	4:02.590		

3 15:31:27.422 15:31:27.422 15:36:36.038 5:08.616 9:11.206  
**26** Eliseo Martínez PRO Lazarus Racing  
 Fabio Onidi Lamborghini Huracan GT3

Nr.	In Day Time	In Time	Out Time	Pit Time	T. Pit Time	Handicap	Penalty
1	15:02:42.666	15:02:42.666	15:09:25.610	6:42.944	6:42.944		
2	15:23:49.452	15:23:49.452	15:25:54.983	2:05.531	8:48.475		
3	15:45:18.090	15:45:18.090	15:45:45.588	27.498	9:15.973		

**27** Nicola De Marco PRO Lazarus Racing  
 Nicolas Pohler Lamborghini Huracan GT3 EVO

Nr.	In Day Time	In Time	Out Time	Pit Time	T. Pit Time	Handicap	Penalty
1	15:05:36.306	15:05:36.306	15:07:34.702	1:58.396	1:58.396		
2	15:19:30.690	15:19:30.690	15:21:30.092	1:59.402	3:57.798		

**34** Adrian Amstutz PROAM Imperiale Racing  
 Patrick Kujala Lamborghini Huracan GT3

Nr.	In Day Time	In Time	Out Time	Pit Time	T. Pit Time	Handicap	Penalty
1	15:09:54.815	15:09:54.815	15:11:32.063	1:37.248	1:37.248		
2	15:23:10.064	15:23:10.064	15:25:22.641	2:12.577	3:49.825		

**59** Martin Kodrić PRO Teo Martin Motorsport  
 Henrique Chaves McLaren 720 s

Nr.	In Day Time	In Time	Out Time	Pit Time	T. Pit Time	Handicap	Penalty
1	15:00:11.609	15:00:11.609	15:00:36.057	24.448	24.448		
2	15:12:20.053	15:12:20.053	15:18:19.357	5:59.304	6:23.752		
3	15:25:24.153	15:25:24.153	15:27:07.106	1:42.953	8:06.705		
4	15:41:31.774	15:41:31.774	15:43:57.662	2:25.888	10:32.593		

**63** Albert Costa PRO Emil Frey Racing  
 Giacomo Altoè Lamborghini Huracan GT3 EVO

Nr.	In Day Time	In Time	Out Time	Pit Time	T. Pit Time	Handicap	Penalty
1	14:57:44.545	14:57:44.545	14:58:26.443	41.898	41.898		
2	15:26:33.368	15:26:33.368	15:34:28.665	7:55.297	8:37.195		

**66** Kang Ling PROAM Vincenzo Sospiri Racing  
 Frederik Schandorff Lamborghini Huracan GT3 EVO

Nr.	In Day Time	In Time	Out Time	Pit Time	T. Pit Time	Handicap	Penalty
1	15:15:44.646	15:15:44.646	15:17:56.067	2:11.421	2:11.421		
2	15:29:43.866	15:29:43.866	15:34:31.369	4:47.503	6:58.924		

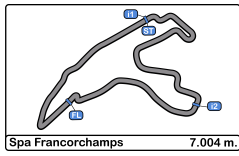
**75** Kenny Habul PROAM Rowe Racing / SunEnergy1 Racing  
 Thomas Jäger Mercedes AMG GT3

Nr.	In Day Time	In Time	Out Time	Pit Time	T. Pit Time	Handicap	Penalty
1	15:06:14.006	15:06:14.006	15:07:24.106	1:10.100	1:10.100		
2	15:09:45.331	15:09:45.331	15:11:34.975	1:49.644	2:59.744		
3	15:23:46.359	15:23:46.359	15:27:40.463	3:54.104	6:53.848		

**90** Alberto Di Folco PROAM Raton Racing by Target  
 Christoph Lenz Lamborghini Huracan GT3 EVO

Nr.	In Day Time	In Time	Out Time	Pit Time	T. Pit Time	Handicap	Penalty
1	14:58:22.476	14:58:22.476	14:58:46.631	24.155	24.155		
2	15:18:43.282	15:18:43.282	15:21:41.134	2:57.852	3:22.007		
3	15:35:55.362	15:35:55.362	15:37:15.801	1:20.439	4:42.446		





**Spa Francorchamps**  
**International GT Open**  
**Free Practice - 2**  
**Pit Stop Analysis**



**93**

Christopher Froggatt      PROAM      Spirit of Race / Tempesta Racing

Edward Cheever III      Ferrari 488 GT3

Nr.	In Day Time	In Time	Out Time	Pit Time	T. Pit Time	Handicap	Penalty
1	15:09:38.393	15:09:38.393	15:23:13.509	13:35.116	13:35.116		

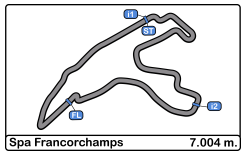
**99**

António Coimbra      AM      Sports and You

Luis Silva      Mercedes AMG GT3

Nr.	In Day Time	In Time	Out Time	Pit Time	T. Pit Time	Handicap	Penalty
1	15:11:59.477	15:11:59.477	15:17:06.245	5:06.768	5:06.768		
2	15:29:35.337	15:29:35.337	15:31:17.780	1:42.443	6:49.211		
3	15:41:03.930	15:41:03.930	15:42:47.191	1:43.261	8:32.472		

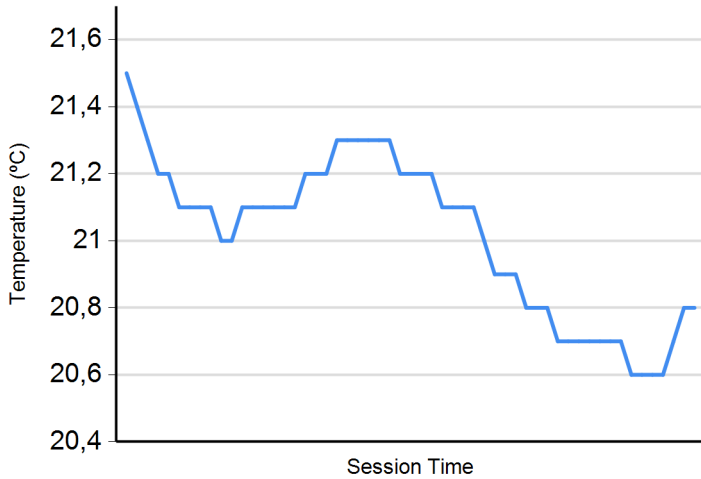




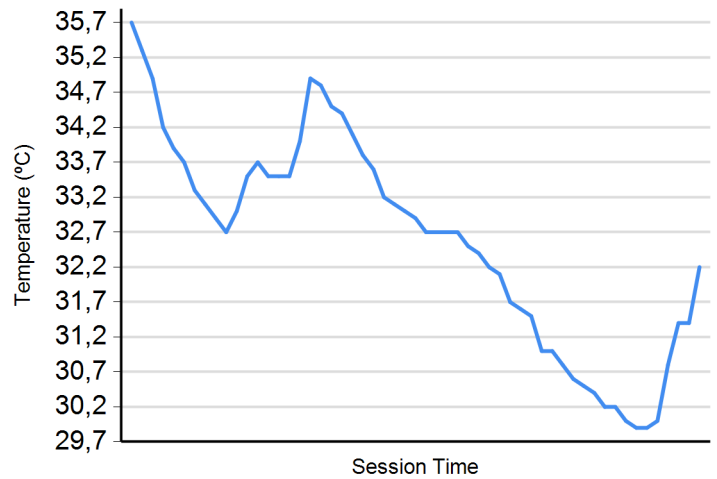
**Spa Francorchamps**  
**International GT Open**  
**Free Practice - 2**  
**Weather Report**



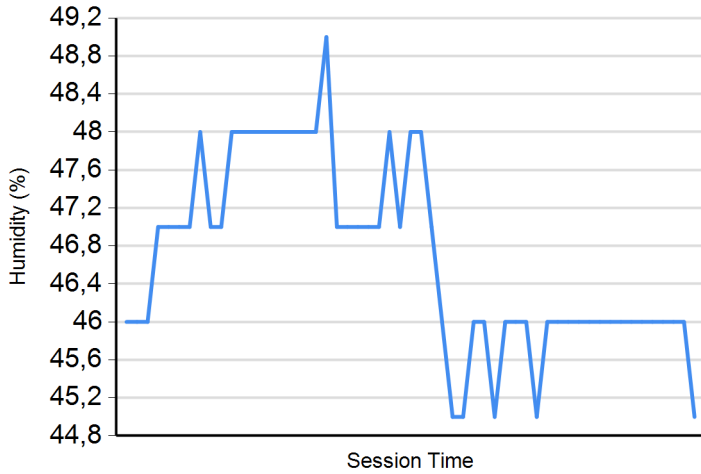
**Air Temperature**



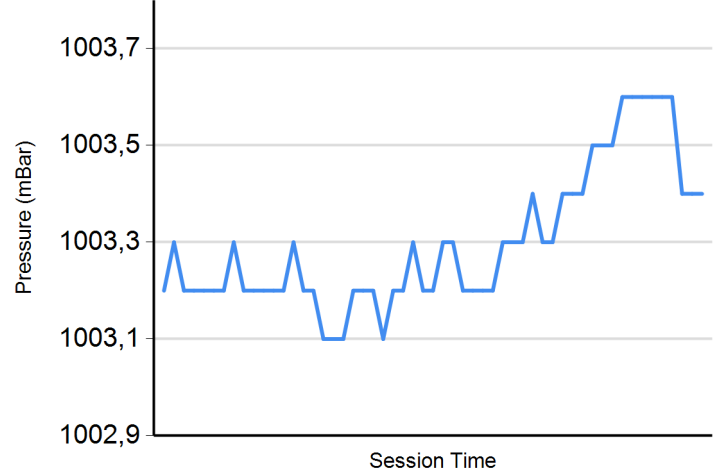
**Track Temperature**



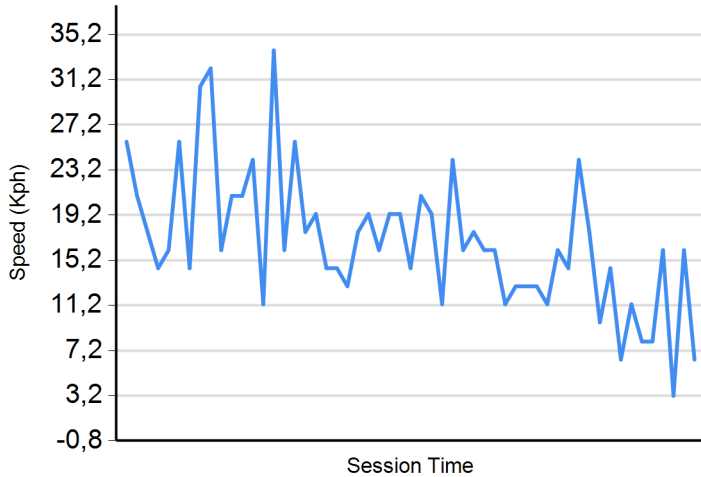
**Humidity**



**Pressure**

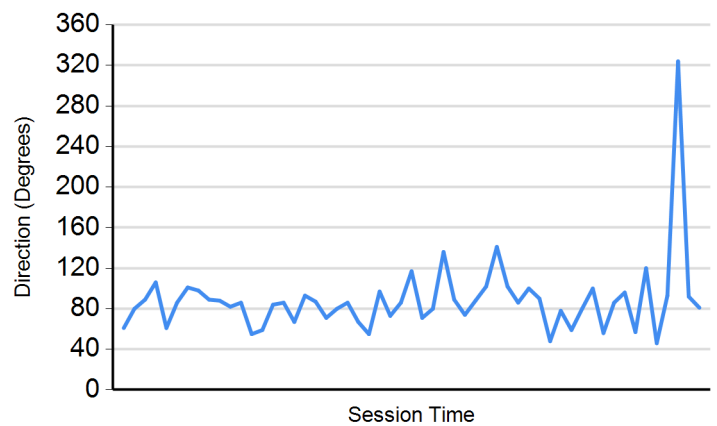


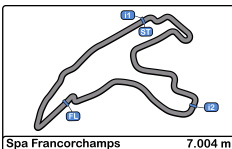
**Wind Speed**



**Wind direction**

North = 0°/360° Est = 90° South = 180° West = 270°





**Spa Francorchamps**  
**International GT Open**  
**Free Practice 1 - 2**  
**Results**



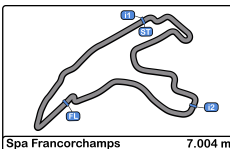
Cls	Nº	Entrant/Team	Nat	Driver 1	Nat	Status	Driver 2	Nat	Status	Vehicle	Cat	Cls	Laps	Free Practice - 1	Free Practice - 2	Best	Gap	Interval	Km/h		
1	93	Spirit of Race / Tempesta R	GBR	Christopher Froggatt	GBR		Edward Cheever III	ITA		Ferrari 488 GT3	PROAM	1	38	2:21.667	17	<b>2:18.548</b>	13	<b>2:18.548</b>		181.9	
2	34	Imperiale Racing	ITA	Adrian Amstutz	CHE		Patrick Kujala	FIN		Lamborghini Huracan GT3	PROAM	2	36	<b>2:18.821</b>	9	2:19.546	4	<b>2:18.821</b>	0.273	0.273	181.6
3	63	Emil Frey Racing	CHE	Albert Costa	ESP		Giacomo Altoè	ITA		Lamborghini Huracan GT3	PRO	1	39	2:19.589	11	<b>2:19.021</b>	6	<b>2:19.021</b>	0.473	0.200	181.3
4	19	Raton Racing by Target	ITA	Jiatong Liang	CHN		Raffaele Giammaria	ITA		Lamborghini Huracan GT3	PROAM	3	41	<b>2:19.438</b>	13	2:19.505	15	<b>2:19.438</b>	0.890	0.417	180.8
5	59	Teo Martín Motorsport	ESP	Martin Kodrić	HRV		Henrique Chaves	PRT		McLaren 720 s	PRO	2	39	2:21.285	15	<b>2:19.755</b>	13	<b>2:19.755</b>	1.207	0.317	180.4
6	90	Raton Racing by Target	ITA	Alberto Di Folco	ITA		Christoph Lenz	CHE		Lamborghini Huracan GT3	PROAM	4	38	2:21.130	18	<b>2:19.756</b>	14	<b>2:19.756</b>	1.208	0.001	180.4
7	14	Emil Frey Racing	CHE	Norbert Siedler	AUT		Mikaël Grenier	CAN		Lamborghini Huracan GT3	PRO	3	32	2:19.893	10	<b>2:19.845</b>	4	<b>2:19.845</b>	1.297	0.089	180.3
8	75	Rowe Racing / SunEnergy1	DEU	Kenny Habul	AUS		Thomas Jäger	DEU		Mercedes AMG GT3	PROAM	5	32	2:20.162	16	<b>2:19.865</b>	3	<b>2:19.865</b>	1.317	0.020	180.2
9	25	HTP Motorsport	DEU	Alexander Hrachowina	AUT		Martin Konrad	AUT		Mercedes AMG GT3	AM	1	33	2:22.072	7	<b>2:19.928</b>	4	<b>2:19.928</b>	1.380	0.063	180.1
10	20	SPS Automotive Performan	DEU	Valentin Pierburg	DEU		Tom Onslow-Cole	GBR		Mercedes AMG GT3	PROAM	6	28	2:21.551	8	<b>2:20.045</b>	3	<b>2:20.045</b>	1.497	0.117	180.0
11	10	SPS Automotive Performan	DEU	Miguel Ramos	PRT		Fabrizio Crestani	ITA		Mercedes AMG GT3	PRO	4	41	2:20.395	5	<b>2:20.081</b>	19	<b>2:20.081</b>	1.533	0.036	179.9
12	66	Vincenzo Sospiri Racing	ITA	Kang Ling	CHN		Frederik Schandorff	DNK		Lamborghini Huracan GT3	PROAM	7	37	2:22.483	9	<b>2:20.126</b>	11	<b>2:20.126</b>	1.578	0.045	179.9
13	26	Lazarus Racing	ITA	Eliseo Martínez	ESP		Fabio Onidi	ITA		Lamborghini Huracan GT3	PRO	5	41	<b>2:20.164</b>	21	2:21.558	7	<b>2:20.164</b>	1.616	0.038	179.8
14	16	Teo Martín Motorsport	ESP	Marcelo Hahn	BRA		Ben Barnicoat	GBR		McLaren 720 s	PROAM	8	37	2:22.309	9	<b>2:20.296</b>	6	<b>2:20.296</b>	1.748	0.132	179.7
15	17	Teo Martín Motorsport	ESP	Fran Rueda	ESP		Andrés Saravia	CHE		McLaren 720 s	PRO	6	41	<b>2:20.851</b>	9	2:21.264	9	<b>2:20.851</b>	2.303	0.555	179.0
16	9	Antonelli MotorSport	ITA	Davide Roda	ITA					Mercedes AMG GT3	AM	2	37	2:22.131	14	<b>2:20.937</b>	11	<b>2:20.937</b>	2.389	0.086	178.9
17	6	Antonelli MotorSport	ITA	Daniel Zampieri	ITA		Michael Meadows	GBR		Mercedes AMG GT3	PRO	7	36	<b>2:20.958</b>	10	2:21.022	5	<b>2:20.958</b>	2.410	0.021	178.8
18	27	Lazarus Racing	ITA	Nicola De Marco	ITA		Nicolas Pohler	DEU		Lamborghini Huracan GT3	PRO	8	36	<b>2:21.626</b>	18	2:21.840	7	<b>2:21.626</b>	3.078	0.668	178.0
19	12	Ombra Racing	ITA	Federico Leo	ITA		Najjy Razak	MYS		Lamborghini Huracan GT3	PRO	9	34	2:22.724	9	<b>2:21.773</b>	14	<b>2:21.773</b>	3.225	0.147	177.8
20	8	Antonelli MotorSport	ITA	Giuseppe Cipriani	ITA					Mercedes AMG GT3	AM	3	24	2:24.673	12	<b>2:22.846</b>	5	<b>2:22.846</b>	4.298	1.073	176.5
21	99	Sports and You	PRT	António Coimbra	PRT		Luis Silva	PRT		Mercedes AMG GT3	AM	4	31	2:23.790	8	<b>2:22.950</b>	18	<b>2:22.950</b>	4.402	0.104	176.3
22	11	GetSpeed Performance	DEU	Janine Hill	GBR		John Shoffner	USA		Mercedes AMG GT3	AM	5	36	2:24.629	8	<b>2:23.315</b>	7	<b>2:23.315</b>	4.767	0.365	175.9

CAR 20 TIME:2:23.707 DELETED TRACK LIMITS AT T 17 TIME 2:21.293 DELETED TRACK LIMITS AT T17  
 CAR 27 TIME 2:25.130 DELETED TRACK LIMITS AT T 17 TIME 2:25.130 DELETED TRACK LIMITS AT T3  
 CAR 19 TIME 2:30.317 DELETED TRACK LIMITS AT T 1B  
 CAR 59 TIME 4:45.092 DELETED TRACK LIMITS AT T17 TIME 5:23.407 DELETED TRACK LIMITS AT T17 TIME 2:21.771 DELETED TRACK LIMITS AT T17  
 CAR 63 TIME 2:21.803 DELETED TRACK LIMITS AT T1B TIME 2:20.679 DELETED TRACK LIMITS AT T17  
 CAR 90 TIME 2:31.125 DELETED TRACK LIMITS AT T1B  
 CAR 25 TIME 2:23.725 DELETED TRACK LIMITS AT T17  
 CAR 6 TIME 2:23.154 DELETED TRACK LIMITS AT T17  
 CAR 93 TIME 2:29.113 DELETED TRACK LIMITS AT T17 TIME 2:23.698 DELETED TRACK LIMITS AT T1B  
 CAR 34 TIME 2:20.420 DELETED TRACK LIMITS AT T17  
 CAR 75 TIME 2:22.505 DELETED TRACK LIMITS AT T17  
 CAR 26 TIME 2:20.887 DELETED TRACK LIMITS AT T 17

Published at:.....

<b>Stewards:</b>	<b>Race Director:</b>	<b>Timekeeper:</b>





**Spa Francorchamps**  
**International GT Open**  
**Free Practice 1 - 2**



**Results**

CAR 9 TIME 2:23.596 DELETED TRACK LIMITS AT T 3  
 CAR 11 TIME 2:26.995 DELETED TRACK LIMITS AT T17  
 CAR 99 TIME 2:30.786 DELETED TRACK LIMITS AT T17  
 CAR 20 TIME 2:19.221 DELETED TRACK LIMITS AT T1B  
 CAR 9 TIME 2:21.219 DELETED TRACK LIMITS AT T3  
 CAR 17 TIME 2:21.492 DELETED TRACK LIMITS AT T 17  
 CAR 27 TIME 2:21.725 DELETED TRACK LIMITS AT T 17  
 CAR 19 TIME 2:25.003 DELETED TRACK LIMITS AT T1B  
 CAR 26 TIME 2:23.494 DELETED TRACK LIMITS AT T3 AND 17  
 CAR 90 TIME 2:20.654 DELETED TRACK LIMITS AT T17  
 CAR 11 TIME 2:23.693 DELETED TRACK LIMITS AT T3  
 CAR 27 TIME 2:23.693 DELETED TRACK LIMITS AT T3  
 CAR 27 TIME 2:22.600 DELETED TRACK LIMITS AT T3

Published at:.....

<b>Stewards:</b>	<b>Race Director:</b>	<b>Timekeeper:</b> 
------------------	-----------------------	---

