

Spa Francorchamps
International GT Open
Free Practice - 1
Provisional Results



Cls	Nº	Entrant/Team	Nat	Driver 1	Nat	Driver 2	Nat	Vehicle	Cat	Cls	Laps	Best	Time	Gap	Interval	Km/h
1	34	Imperiale Racing	ITA	Adrian Amstutz	CHE	Patrick Kujala	FIN	Lamborghini Huracan GT3	PROAM	1	19	9	2:18.821			181.6
2	19	Raton Racing by Target	ITA	Jiatong Liang	CHN	Raffaele Giammaria	ITA	Lamborghini Huracan GT3 EVO	PROAM	2	21	13	2:19.438	0.617	0.617	180.8
3	63	Emil Frey Racing	CHE	Albert Costa	ESP	Giacomo Altoè	ITA	Lamborghini Huracan GT3 EVO	PRO	1	19	11	2:19.589	0.768	0.151	180.6
4	14	Emil Frey Racing	CHE	Norbert Siedler	AUT	Mikaël Grenier	CAN	Lamborghini Huracan GT3 EVO	PRO	2	17	10	2:19.893	1.072	0.304	180.2
5	75	Rowe Racing / SunEnergy1	DEU	Kenny Habul	AUS	Thomas Jäger	DEU	Mercedes AMG GT3	PROAM	3	17	16	2:20.162	1.341	0.269	179.8
6	26	Lazarus Racing	ITA	Eliseo Martínez	ESP	Fabio Onidi	ITA	Lamborghini Huracan GT3	PRO	3	22	21	2:20.164	1.343	0.002	179.8
7	10	SPS Automotive Performance	DEU	Miguel Ramos	PRT	Fabrizio Crestani	ITA	Mercedes AMG GT3	PRO	4	21	5	2:20.395	1.574	0.231	179.5
8	17	Teo Martín Motorsport	ESP	Fran Rueda	ESP	Andrés Saravia	GTM	McLaren 720 s	PRO	5	20	9	2:20.851	2.030	0.456	179.0
9	6	Antonelli MotorSport	ITA	Daniel Zampieri	ITA	Michael Meadows	GBR	Mercedes AMG GT3	PRO	6	19	10	2:20.958	2.137	0.107	178.8
10	90	Raton Racing by Target	ITA	Alberto Di Folco	ITA	Christoph Lenz	CHE	Lamborghini Huracan GT3 EVO	PROAM	4	19	18	2:21.130	2.309	0.172	178.6
11	59	Teo Martín Motorsport	ESP	Martin Kodrić	HRV	Henrique Chaves	PRT	McLaren 720 s	PRO	7	20	15	2:21.285	2.464	0.155	178.4
12	20	SPS Automotive Performance	DEU	Valentin Pierburg	DEU	Tom Onslow-Cole	GBR	Mercedes AMG GT3	PROAM	5	21	8	2:21.551	2.730	0.266	178.1
13	27	Lazarus Racing	ITA	Nicola De Marco	ITA	Nicolas Pohler	DEU	Lamborghini Huracan GT3 EVO	PRO	8	19	18	2:21.626	2.805	0.075	178.0
14	93	Spirit of Race / Tempesta	GBR	Christopher Froggatt	GBR	Edward Cheever III	ITA	Ferrari 488 GT3	PROAM	6	19	17	2:21.667	2.846	0.041	177.9
15	25	HTP Motorsport	DEU	Alexander Hrachowina	AUT	Martin Konrad	AUT	Mercedes AMG GT3	AM	1	18	7	2:22.072	3.251	0.405	177.4
16	9	Antonelli MotorSport	ITA	Davide Roda	ITA			Mercedes AMG GT3	AM	2	16	14	2:22.131	3.310	0.059	177.4
17	16	Teo Martín Motorsport	ESP	Marcelo Hahn	BRA	Ben Barnicoat	GBR	McLaren 720 s	PROAM	7	18	9	2:22.309	3.488	0.178	177.1
18	66	Vincenzo Sospiri Racing	ITA	Kang Ling	CHN	Frederik Schandorff	DNK	Lamborghini Huracan GT3 EVO	PROAM	8	18	9	2:22.483	3.662	0.174	176.9
19	12	Ombra Racing	ITA	Federico Leo	ITA	Najiy Razak	MYS	Lamborghini Huracan GT3 EVO	PRO	9	19	9	2:22.724	3.903	0.241	176.6
20	99	Sports and You	PRT	António Coimbra	PRT	Luis Silva	PRT	Mercedes AMG GT3	AM	3	12	8	2:23.790	4.969	1.066	175.3
21	11	GetSpeed Performance	DEU	Janine Hill	GBR	John Shoffner	USA	Mercedes AMG GT3	AM	4	18	8	2:24.629	5.808	0.839	174.3
22	8	Antonelli MotorSport	ITA	Giuseppe Cipriani	ITA			Mercedes AMG GT3	AM	5	16	12	2:24.673	5.852	0.044	174.2

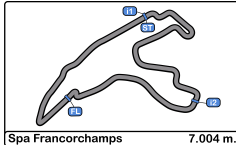
CAR 20 TIME:2:23.707 DELETED TRACK LIMITS AT T 17 TIME 2:21.293 DELETED TRACK LIMITS AT T17
 CAR 27 TIME 2:25.130 DELETED TRACK LIMITS AT T 17 TIME 2:25.130 DELETED TRACK LIMITS AT T3
 CAR 19 TIME 2:30.317 DELETED TRACK LIMITS AT T 1B
 CAR 59 TIME 4:45.092 DELETED TRACK LIMITS AT T17 TIME 5:23.407 DELETED TRACK LIMITS AT T17 TIME 2:21.771 DELETED TRACK LIMITS AT T17
 CAR 63 TIME 2:21.803 DELETED TRACK LIMITS AT T1B TIME 2:20.679 DELETED TRACK LIMITS AT T17
 CAR 90 TIME 2:31.125 DELETED TRACK LIMITS AT T1B
 CAR 25 TIME 2:23.725 DELETED TRACK LIMITS AT T17
 CAR 6 TIME 2:23.154 DELETED TRACK LIMITS AT T17
 CAR 93 TIME 2:29.113 DELETED TRACK LIMITS AT T17 TIME 2:23.698 DELETED TRACK LIMITS AT T1B
 CAR 34 TIME 2:20.420 DELETED TRACK LIMITS AT T17
 CAR 75 TIME 2:22.505 DELETED TRACK LIMITS AT T17
 CAR 26 TIME 2:20.887 DELETED TRACK LIMITS AT T 17

Published at:.....

Track Temp: 34.7 °C Air Temp: 19.9 °C Humidity: 48 % Track Status: DRY

Stewards:	Race Director:	Timekeeper:
-----------	----------------	-------------





Spa Francorchamps
International GT Open
Free Practice - 1
Provisional Results by Class



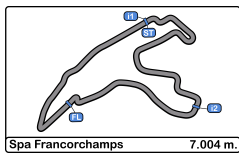
Cls	Nº	Entrant/Team	Nat	Driver 1	Nat	Status	Driver 2	Nat	Status	Vehicle	Cat	Cls	Laps	Best	Time	Gap	Interval	Km/h	
PRO																			
1	63	Emil Frey Racing	CHE	Albert Costa	ESP		Giacomo Altoè	ITA		Lamborghini Huracan GT3 EVO	PRO	1	19	11	2:19.589			180.6	
2	14	Emil Frey Racing	CHE	Norbert Siedler	AUT		Mikaël Grenier	CAN		Lamborghini Huracan GT3 EVO	PRO	2	17	10	2:19.893	0.304	0.304	180.2	
3	26	Lazarus Racing	ITA	Eliseo Martínez	ESP		Fabio Onidi	ITA		Lamborghini Huracan GT3	PRO	3	22	21	2:20.164	0.575	0.271	179.8	
4	10	SPS Automotive Performance	DEU	Miguel Ramos	PRT		Fabrizio Crestani	ITA		Mercedes AMG GT3	PRO	4	21	5	2:20.395	0.806	0.231	179.5	
5	17	Teo Martín Motorsport	ESP	Fran Rueda	ESP		Andrés Saravia	GTM		McLaren 720 s	PRO	5	20	9	2:20.851	1.262	0.456	179.0	
6	6	Antonelli MotorSport	ITA	Daniel Zampieri	ITA		Michael Meadows	GBR		Mercedes AMG GT3	PRO	6	19	10	2:20.958	1.369	0.107	178.8	
7	59	Teo Martín Motorsport	ESP	Martin Kodrić	HRV		Henrique Chaves	PRT		McLaren 720 s	PRO	7	20	15	2:21.285	1.696	0.327	178.4	
8	27	Lazarus Racing	ITA	Nicola De Marco	ITA		Nicolas Pohler	DEU		Lamborghini Huracan GT3 EVO	PRO	8	19	18	2:21.626	2.037	0.341	178.0	
9	12	Ombra Racing	ITA	Federico Leo	ITA		Najiy Razak	MYS		Lamborghini Huracan GT3 EVO	PRO	9	19	9	2:22.724	3.135	1.098	176.6	
PROAM																			
1	34	Imperiale Racing	ITA	Adrian Amstutz	CHE		Patrick Kujala	FIN		Lamborghini Huracan GT3	PROAM	1	19	9	2:18.821			181.6	
2	19	Raton Racing by Target	ITA	Jiatong Liang	CHN		Raffaele Giammaria	ITA		Lamborghini Huracan GT3 EVO	PROAM	2	21	13	2:19.438	0.617	0.617	180.8	
3	75	Rowe Racing / SunEnergy1	DEU	Kenny Habul	AUS		Thomas Jäger	DEU		Mercedes AMG GT3	PROAM	3	17	16	2:20.162	1.341	0.724	179.8	
4	90	Raton Racing by Target	ITA	Alberto Di Folco	ITA		Christoph Lenz	CHE		Lamborghini Huracan GT3 EVO	PROAM	4	19	18	2:21.130	2.309	0.968	178.6	
5	20	SPS Automotive Performance	DEU	Valentin Pierburg	DEU		Tom Onslow-Cole	GBR		Mercedes AMG GT3	PROAM	5	21	8	2:21.551	2.730	0.421	178.1	
6	93	Spirit of Race / Tempesta	GBR	Christopher Froggatt	GBR		Edward Cheever III	ITA		Ferrari 488 GT3	PROAM	6	19	17	2:21.667	2.846	0.116	177.9	
7	16	Teo Martín Motorsport	ESP	Marcelo Hahn	BRA		Ben Barnicoat	GBR		McLaren 720 s	PROAM	7	18	9	2:22.309	3.488	0.642	177.1	
8	66	Vincenzo Sospiri Racing	ITA	Kang Ling	CHN		Frederik Schandorff	DNK		Lamborghini Huracan GT3 EVO	PROAM	8	18	9	2:22.483	3.662	0.174	176.9	
AM																			
1	25	HTP Motorsport	DEU	Alexander Hrachowina	AUT		Martin Konrad	AUT		Mercedes AMG GT3	AM	1	18	7	2:22.072			177.4	
2	9	Antonelli MotorSport	ITA	Davide Roda	ITA					Mercedes AMG GT3	AM	2	16	14	2:22.131	0.059	0.059	177.4	
3	99	Sports and You	PRT	António Coimbra	PRT		Luis Silva	PRT		Mercedes AMG GT3	AM	3	12	8	2:23.790	1.718	1.659	175.3	
4	11	GetSpeed Performance	DEU	Janine Hill	GBR		John Shoffner	USA		Mercedes AMG GT3	AM	4	18	8	2:24.629	2.557	0.839	174.3	
5	8	Antonelli MotorSport	ITA	Giuseppe Cipriani	ITA					Mercedes AMG GT3	AM	5	16	12	2:24.673	2.601	0.044	174.2	

Published at:.....

Track Temp: 34.7 °C Air Temp: 19.9 °C Humidity: 48 % Track Status: DRY

Stewards:	Race Director:	Timekeeper:
------------------	-----------------------	--------------------





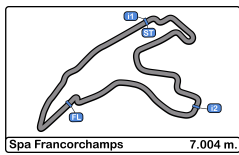
Spa Francorchamps
International GT Open
Free Practice - 1
Lap Analysis



6							9								
1 Daniel Zampieri			Mercedes AMG GT3				1 Davide Roda			Mercedes AMG GT3					
PRO			2 Michael Meadows				AM			2 Antonelli MotorSport					
Lap	D	Time	Sector 1	Sector 2	Sector 3	T. Spd	Elapsed	Lap	D	Time	Sector 1	Sector 2	Sector 3	T. Spd	Elapsed
1		11:06:04.204	11:04:10.943	1:14.396	38.865	189.4	11:06:04.204	1		11:08:07.201	11:06:19.722	1:09.093	38.386	158.1	11:08:07.201
2		2:26.860	40.895	1:08.027	37.938	250.5	11:08:31.064	2		2:27.826	41.625	1:08.010	38.191	248.2	11:10:35.027
3		2:24.054	40.421	1:06.051	37.582	254.1	11:10:55.118	3		2:25.476	40.878	1:07.048	37.550	252.3	11:13:00.503
4		2:23.464	41.294	1:04.795	37.065	253.5	11:13:18.272	4		2:24.417	40.582	1:06.265	37.570	251.1	11:15:24.920
5		2:22.159	40.143	1:04.751	37.265	254.1	11:15:40.431	5		2:24.509	40.411	1:06.750	37.348	254.1	11:17:49.429
6		2:32.802 P	40.097	1:04.583	48.122	252.3	11:18:13.233	6		2:24.831	40.784	1:06.174	37.873	250.5	11:20:14.260
7		7:52.551	6:02.544	1:07.223	42.784	183.6	11:26:05.784	7		2:23.645	40.762	1:05.496	37.387	248.8	11:22:37.905
8		2:21.938	40.061	1:04.830	37.047	252.3	11:28:27.722	8		2:32.245 P	40.992	1:06.204	45.049	252.9	11:25:10.150
9		2:21.785	39.805	1:04.499	37.481	254.1	11:30:49.507	9		7:44.783	6:01.314	1:06.323	37.146	246.5	11:32:54.933
10		2:20.958	40.067	1:04.158	36.733	251.1	11:33:10.465	10		2:24.524	41.479	1:05.777	37.268	247.7	11:35:19.457
11		2:29.651 P	39.943	1:04.922	44.786	256.5	11:35:40.116	11		2:22.808	40.413	1:05.143	37.252	253.5	11:37:42.265
12		6:07.072	4:23.241	1:06.056	37.775	245.4	11:41:47.188	12		2:22.497	40.257	1:05.058	37.182	254.1	11:40:04.762
13		2:23.335	40.866	1:05.119	37.350	251.7	11:44:10.523	13		2:22.149	40.202	1:05.006	36.941	254.1	11:42:26.911
14		2:26.172	40.603	1:07.338	38.231	252.9	11:46:36.695	14		2:22.131	39.994	1:04.993	37.144	255.9	11:44:49.042
15		2:22.917	40.635	1:05.077	37.205	252.9	11:48:59.612	15		2:22.179	40.167	1:04.885	37.127	254.1	11:47:11.221
16		2:25.508	40.783	1:07.038	37.687	251.1	11:51:25.120	16		2:30.936 P	39.977	1:05.088	45.871	257.1	11:49:42.157
17		2:22.057	40.351	1:04.588	37.118	252.3	11:53:47.177	10							
18		2:22.394	40.354	1:04.719	37.321	252.3	11:56:09.571	1 Miguel Ramos			Mercedes AMG GT3				
19		2:35.736 P	40.329	1:05.200	50.207	253.5	11:58:45.307	PRO			2 Fabrizio Crestani				
Lap	D	Time	Sector 1	Sector 2	Sector 3	T. Spd	Elapsed	Lap	D	Time	Sector 1	Sector 2	Sector 3	T. Spd	Elapsed
1		11:02:31.302	11:00:48.573	1:05.058	37.671	248.8	11:02:31.302	1		11:02:31.302	11:00:48.573	1:05.058	37.671	248.8	11:02:31.302
2		2:21.886	40.629	1:04.186	37.071	252.9	11:04:53.188	2		2:21.886	40.629	1:04.186	37.071	252.9	11:04:53.188
3		2:21.370	40.041	1:04.289	37.040	255.9	11:07:14.558	3		2:21.370	40.041	1:04.289	37.040	255.9	11:07:14.558
4		2:20.697	40.012	1:03.986	36.699	255.3	11:09:35.255	4		2:20.697	40.012	1:03.986	36.699	255.3	11:09:35.255
5		2:20.395	39.666	1:03.966	36.763	257.1	11:11:55.650	5		2:20.395	39.666	1:03.966	36.763	257.1	11:11:55.650
6		2:27.582 P	39.826	1:03.826	43.930	256.5	11:14:23.232	6		2:27.582 P	39.826	1:03.826	43.930	256.5	11:14:23.232
7		5:33.045	3:44.116	1:08.558	40.371	246.0	11:19:56.277	7		5:33.045	3:44.116	1:08.558	40.371	246.0	11:19:56.277
8		2:27.464	42.249	1:07.002	38.213	251.7	11:22:23.741	8		2:27.464	42.249	1:07.002	38.213	251.7	11:22:23.741
9		2:24.668	41.222	1:06.012	37.434	253.5	11:24:48.409	9		2:24.668	41.222	1:06.012	37.434	253.5	11:24:48.409
10		2:24.278	40.567	1:05.724	37.987	254.1	11:27:12.687	10		2:24.278	40.567	1:05.724	37.987	254.1	11:27:12.687
11		2:25.261	41.387	1:06.735	37.139	193.5	11:29:37.948	11		2:25.261	41.387	1:06.735	37.139	193.5	11:29:37.948
12		2:23.372	40.311	1:05.663	37.398	254.1	11:32:01.320	12		2:23.372	40.311	1:05.663	37.398	254.1	11:32:01.320
13		2:34.662 P	40.327	1:05.823	48.512	254.7	11:34:35.982	13		2:34.662 P	40.327	1:05.823	48.512	254.7	11:34:35.982
14		4:33.339	2:49.330	1:06.186	37.823	251.1	11:39:09.321	14		4:33.339	2:49.330	1:06.186	37.823	251.1	11:39:09.321
15		2:23.301	40.320	1:05.923	37.058	254.1	11:41:32.622	15		2:23.301	40.320	1:05.923	37.058	254.1	11:41:32.622
16		2:35.708	40.140	1:10.558	45.010	255.9	11:44:08.330	16		2:35.708	40.140	1:10.558	45.010	255.9	11:44:08.330
17		2:40.289 P	40.314	1:11.493	48.482	255.3	11:46:48.619	17		2:40.289 P	40.314	1:11.493	48.482	255.3	11:46:48.619
18		4:27.572	2:43.241	1:06.801	37.530	249.4	11:51:16.191	18		4:27.572	2:43.241	1:06.801	37.530	249.4	11:51:16.191
19		2:24.283	40.578	1:06.311	37.394	254.1	11:53:40.474	19		2:24.283	40.578	1:06.311	37.394	254.1	11:53:40.474
20		2:23.393	40.337	1:05.738	37.318	254.1	11:56:03.867	20		2:23.393	40.337	1:05.738	37.318	254.1	11:56:03.867
21		2:39.774 P	41.114	1:06.140	52.520	254.1	11:58:43.641	21		2:39.774 P	41.114	1:06.140	52.520	254.1	11:58:43.641

8							
1 Giuseppe Cipriani			Mercedes AMG GT3				
AM			2 Antonelli MotorSport				
Lap	D	Time	Sector 1	Sector 2	Sector 3	T. Spd	Elapsed
1		11:08:23.693 P	11:06:19.201	1:16.362	48.130	158.8	11:08:23.693
2		3:39.231	1:49.281	1:10.257	39.693	245.4	11:12:02.924
3		2:36.189 P	41.483	1:09.131	45.575	251.7	11:14:39.113
4		4:08.982	2:23.093	1:07.625	38.264	251.1	11:18:48.095
5		2:27.051	40.763	1:07.439	38.849	253.5	11:21:15.146
6		2:27.400	41.020	1:08.118	38.262	251.7	11:23:42.546
7		2:32.826 P	40.875	1:07.130	44.821	252.9	11:26:15.372
8		8:04.970	6:17.046	1:08.599	39.325	249.4	11:34:20.342
9		2:28.848	43.447	1:07.491	37.910	252.3	11:36:49.190
10		2:26.696	41.570	1:07.163	37.963	251.1	11:39:15.886
11		2:25.241	40.664	1:06.775	37.802	254.1	11:41:41.127
12		2:24.673	40.424	1:06.442	37.807	256.5	11:44:05.800
13		2:29.999	40.746	1:10.310	38.943	252.9	11:46:35.799
14		2:26.134	40.811	1:07.365	37.958	252.9	11:49:01.933
15		2:26.324	40.559	1:07.854	37.911	254.1	11:51:28.257
16		2:33.624 P	41.029	1:07.891	44.704	254.1	11:54:01.881



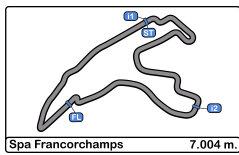


Spa Francorchamps
International GT Open
Free Practice - 1
Lap Analysis



11							14								
1 Janine Hill			Mercedes AMG GT3				1 Norbert Siedler			Lamborghini Huracan GT3 EVO					
AM			GetSpeed Performance				PRO			Emil Frey Racing					
2 John Shoffner							2 Mikaël Grenier								
Lap	D	Time	Sector 1	Sector 2	Sector 3	T. Spd	Elapsed	Lap	D	Time	Sector 1	Sector 2	Sector 3	T. Spd	Elapsed
1		11:11:21.439	11:09:30.162	1:11.833	39.444	223.6	11:11:21.439	1		11:03:13.930	11:01:17.673	1:15.386	40.871	193.2	11:03:13.930
2		2:28.637	42.346	1:07.586	38.705	245.4	11:13:50.076	2		2:38.299	43.534	1:14.196	40.569	196.3	11:05:52.229
3		2:25.946	41.186	1:07.027	37.733	251.1	11:16:16.022	3		2:46.967 P	42.668	1:13.040	51.259	179.4	11:08:39.196
4		2:26.224	40.853	1:07.041	38.330	253.5	11:18:42.246	4		6:33.267	4:46.062	1:09.190	38.015	139.5	11:15:12.463
5		2:25.745	41.286	1:06.917	37.542	251.1	11:21:07.991	5		2:22.388	40.504	1:04.886	36.998	254.1	11:17:34.851
6		2:27.287	41.620	1:07.237	38.430	247.7	11:23:35.278	6		2:21.129	39.877	1:04.128	37.124	257.7	11:19:55.980
7		2:24.975	40.726	1:06.581	37.668	251.7	11:26:00.253	7		2:33.601 P	40.506	1:07.373	45.722	251.7	11:22:29.581
8		2:24.629	40.321	1:06.729	37.579	253.5	11:28:24.882	8		6:09.610	4:23.127	1:07.677	38.806	252.3	11:28:39.191
9		2:36.648 P	40.704	1:06.287	49.657	252.9	11:31:01.530	9		2:20.119	39.905	1:03.807	36.407	257.1	11:30:59.310
10		6:23.506	4:34.944	1:09.264	39.298	243.7	11:37:25.036	10		2:19.893	39.682	1:03.652	36.559	257.1	11:33:19.203
11		2:42.614 P	42.702	1:12.089	47.823	246.5	11:40:07.650	11		2:27.849 P	39.492	1:03.684	44.673	259.6	11:35:47.052
12		3:51.176	2:04.626	1:08.307	38.243	250.5	11:43:58.826	12		11:53.435	10:03.350	1:11.712	38.373	185.8	11:47:40.487
13		3:03.677	41.159	1:06.946	1:15.572	243.2	11:47:02.503	13		2:21.863	40.527	1:04.306	37.030	254.7	11:50:02.350
14		2:30.457	42.644	1:09.604	38.209	248.8	11:49:32.960	14		2:20.726	40.033	1:04.175	36.518	255.9	11:52:23.076
15		2:26.030	41.028	1:07.209	37.793	253.5	11:51:58.990	15		2:20.292	39.858	1:03.958	36.476	257.1	11:54:43.368
16		2:25.262	40.859	1:06.293	38.110	252.9	11:54:24.252	16		2:19.932	39.793	1:03.786	36.353	255.9	11:57:03.300
17		2:24.853	40.886	1:05.921	38.046	252.3	11:56:49.105	17		2:35.029 P	39.887	1:04.475	50.667	257.1	11:59:38.329
18		2:38.767 P	41.319	1:08.300	49.148	252.3	11:59:27.872								
12							16								
1 Federico Leo			Lamborghini Huracan GT3 EVO				1 Marcelo Hahn			McLaren 720 s					
PRO			Ombra Racing				PROAM			Teo Martín Motorsport					
2 Najiy Razak							2 Ben Barnicoat								
Lap	D	Time	Sector 1	Sector 2	Sector 3	T. Spd	Elapsed	Lap	D	Time	Sector 1	Sector 2	Sector 3	T. Spd	Elapsed
1		11:03:29.006	11:01:39.351	1:10.663	38.992	205.3	11:03:29.006	1		11:03:57.084	11:02:05.732	1:11.721	39.631	182.1	11:03:57.084
2		2:26.747	41.472	1:06.570	38.705	250.0	11:05:55.753	2		2:26.200	41.853	1:06.442	37.905	236.8	11:06:23.284
3		2:26.876	41.978	1:05.954	38.944	249.4	11:08:22.629	3		2:41.823 P	40.626	1:09.819	51.378	255.3	11:09:05.107
4		2:25.523	41.126	1:06.324	38.073	254.7	11:10:48.152	4		4:00.306	2:10.375	1:07.815	42.116	156.0	11:13:05.413
5		2:24.241	40.840	1:05.609	37.792	253.5	11:13:12.393	5		2:22.367	40.404	1:04.785	37.178	255.3	11:15:27.780
6		2:32.866 P	40.491	1:05.781	46.594	254.1	11:15:45.259	6		2:30.965 P	40.273	1:05.504	45.188	257.7	11:17:58.745
7		8:33.244	6:44.995	1:10.094	38.155	248.8	11:24:18.503	7		6:40.588	4:58.411	1:04.760	37.417	254.7	11:24:39.333
8		2:23.779	40.618	1:05.612	37.549	252.3	11:26:42.282	8		2:22.477	40.355	1:04.719	37.403	254.7	11:27:01.810
9		2:22.724	40.211	1:05.246	37.267	254.1	11:29:05.006	9		2:22.309	40.163	1:04.867	37.279	255.9	11:29:24.119
10		2:30.177 P	40.150	1:05.104	44.923	254.7	11:31:35.183	10		2:29.877 P	40.270	1:04.909	44.698	255.9	11:31:53.996
11		4:40.562	2:51.140	1:07.919	41.503	250.0	11:36:15.745	11		7:26.109	5:37.229	1:09.307	39.573	221.3	11:39:20.105
12		2:27.841	41.475	1:07.977	38.389	252.9	11:38:43.586	12		2:31.077	42.572	1:09.317	39.188	248.8	11:41:51.182
13		2:25.502	40.916	1:06.898	37.688	250.5	11:41:09.088	13		2:28.365	41.815	1:08.020	38.530	253.5	11:44:19.547
14		2:24.000	40.768	1:05.820	37.412	253.5	11:43:33.088	14		2:38.271 P	42.068	1:07.707	48.496	251.7	11:46:57.818
15		2:23.815	40.519	1:05.771	37.525	254.1	11:45:56.903	15		3:50.467	2:03.512	1:08.339	38.616	252.9	11:50:48.285
16		2:24.417	40.739	1:05.909	37.769	252.3	11:48:21.320	16		2:28.802	41.703	1:08.185	38.914	252.3	11:53:17.087
17		2:34.359 P	40.544	1:06.999	46.816	254.7	11:50:55.679	17		2:28.066	41.474	1:07.885	38.707	254.7	11:55:45.153
18		3:22.502	1:38.755	1:06.475	37.272	235.8	11:54:18.181	18		2:38.299 P	41.875	1:07.723	48.701	252.9	11:58:23.452
19		2:23.024	40.547	1:05.345	37.132	252.9	11:56:41.205								
20		40.706	1:07.513			233.7									





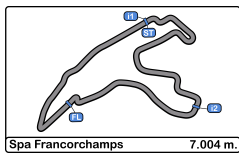
Spa Francorchamps
International GT Open
Free Practice - 1
Lap Analysis



17							20								
1 Fran Rueda			McLaren 720 s				1 Valentin Pierburg			Mercedes AMG GT3					
PRO			Teo Martin Motorsport				PROAM			SPS Automotive Performance					
Lap	D	Time	Sector 1	Sector 2	Sector 3	T. Spd	Elapsed	Lap	D	Time	Sector 1	Sector 2	Sector 3	T. Spd	Elapsed
1		11:02:52.971	P 11:00:51.470	1:12.038	49.463	226.4	11:02:52.971	1		11:02:44.616	11:00:58.296	1:07.919	38.401	244.8	11:02:44.616
2		7:57.261	6:08.938	1:09.707	38.616	247.1	11:10:50.232	2		2:23.707	40.429	1:05.949	37.329	254.1	11:05:08.323
3		2:26.610	41.380	1:07.481	37.749	252.9	11:13:16.842	3		2:22.918	39.995	1:05.794	37.129	254.1	11:07:31.241
4		2:26.260	40.657	1:08.127	37.476	254.7	11:15:43.102	4		2:22.565	39.826	1:05.712	37.027	256.5	11:09:53.806
5		2:24.394	40.610	1:06.345	37.439	255.3	11:18:07.496	5		2:28.790	P 39.674	1:04.804	44.312	255.3	11:12:22.596
6		2:34.092	P 40.497	1:06.292	47.303	255.9	11:20:41.588	6		4:52.489	3:09.815	1:05.310	37.364	254.1	11:17:15.085
7		4:11.177	2:26.210	1:05.751	39.216	252.3	11:24:52.765	7		2:24.293	39.836	1:04.539	36.918	256.5	11:19:36.378
8		2:21.496	40.188	1:04.563	36.745	255.3	11:27:14.261	8		2:21.551	39.802	1:04.906	36.843	256.5	11:21:57.929
9		2:20.851	39.788	1:04.315	36.748	257.7	11:29:35.112	9		2:30.199	P 39.863	1:05.539	44.797	257.1	11:24:28.128
10		2:27.501	P 39.890	1:04.072	43.539	256.5	11:32:02.613	10		6:03.971	4:15.983	1:09.045	38.943	247.7	11:30:32.099
11		3:57.619	2:11.688	1:08.287	37.644	251.1	11:36:00.232	11		2:29.162	42.155	1:07.374	39.633	250.0	11:33:01.261
12		2:22.805	40.673	1:05.119	37.013	254.7	11:38:23.037	12		2:27.272	41.549	1:07.108	38.615	252.3	11:35:28.533
13		2:30.632	40.206	1:04.718	45.708	255.3	11:40:53.669	13		2:25.669	41.392	1:06.078	38.199	252.9	11:37:54.202
14		2:22.267	40.151	1:04.259	37.857	256.5	11:43:15.936	14		2:26.232	40.637	1:06.121	39.474	254.1	11:40:20.434
15		2:21.273	40.123	1:04.216	36.934	257.7	11:45:37.209	15		2:35.596	P 41.200	1:08.458	45.938	237.8	11:42:56.030
16		2:21.630	39.989	1:04.438	37.203	259.6	11:47:58.839	16		4:07.111	2:20.448	1:06.479	40.184	251.1	11:47:03.141
17		2:24.773	40.201	1:04.748	39.824	257.1	11:50:23.612	17		2:29.047	42.036	1:08.794	38.217	252.9	11:49:32.188
18		2:21.585	40.158	1:04.473	36.954	257.7	11:52:45.197	18		2:25.430	40.834	1:06.395	38.201	253.5	11:51:57.618
19		2:21.170	40.023	1:04.496	36.651	257.1	11:55:06.367	19		2:24.970	40.610	1:06.045	38.315	254.7	11:54:22.588
20		2:30.145	P 40.189	1:04.266	45.690	256.5	11:57:36.512	20		2:26.191	40.792	1:06.763	38.636	252.9	11:56:48.779
21		2:47.922	P 43.911	1:12.240	51.771	240.0	11:59:36.701								

19							25								
1 Jiatong Liang			Lamborghini Huracan GT3 EVO				1 Alexander Hrachowina			Mercedes AMG GT3					
PROAM			Raton Racing by Target				AM			HTP Motorsport					
Lap	D	Time	Sector 1	Sector 2	Sector 3	T. Spd	Elapsed	Lap	D	Time	Sector 1	Sector 2	Sector 3	T. Spd	Elapsed
1		11:03:40.427	11:01:46.077	1:11.750	42.600	208.4	11:03:40.427	1		11:02:59.639	11:01:01.499	1:14.877	43.263	206.1	11:02:59.639
2		2:30.347	42.473	1:08.798	39.046	249.4	11:06:10.744	2		2:31.281	43.636	1:08.372	39.273	230.7	11:05:30.920
3		2:27.294	41.373	1:07.245	38.676	251.7	11:08:38.038	3		2:25.588	41.818	1:06.202	37.568	250.0	11:07:56.508
4		2:27.461	41.629	1:06.519	39.313	251.1	11:11:05.499	4		2:23.725	40.709	1:05.454	37.562	252.3	11:10:20.233
5		2:37.647	P 41.604	1:06.846	49.197	254.1	11:13:43.146	5		2:42.597	P 40.695	1:08.023	53.879	252.9	11:13:02.830
6		4:05.685	2:20.990	1:07.328	37.367	248.8	11:17:48.831	6		7:43.070	5:59.588	1:05.182	38.300	250.5	11:20:45.900
7		2:31.774	41.615	1:06.396	43.763	251.1	11:20:20.605	7		2:22.072	40.028	1:05.323	36.721	252.3	11:23:07.972
8		2:23.866	42.142	1:04.595	37.129	254.7	11:22:44.471	8		2:22.422	40.124	1:05.560	36.738	255.3	11:25:30.394
9		2:21.247	40.008	1:04.726	36.513	256.5	11:25:05.718	9		2:34.034	P 41.902	1:05.950	46.182	247.7	11:28:04.428
10		2:28.906	P 39.938	1:04.615	44.353	255.9	11:27:34.624	10		7:30.621	5:33.893	1:14.455	42.273	233.2	11:35:35.049
11		4:43.490	3:00.355	1:05.822	37.313	247.7	11:32:18.114	11		2:36.101	43.452	1:10.766	41.883	246.5	11:38:11.150
12		2:19.773	39.758	1:03.769	36.246	255.9	11:34:37.887	12		2:32.103	42.825	1:09.223	40.055	246.5	11:40:43.253
13		2:19.438	39.513	1:03.618	36.307	257.1	11:36:57.325	13		2:31.332	42.400	1:10.081	38.851	244.3	11:43:14.585
14		2:29.067	P 39.430	1:04.120	45.517	258.3	11:39:26.392	14		2:28.811	41.909	1:08.280	38.622	248.8	11:45:43.396
15		4:48.301	3:03.671	1:06.309	38.321	251.7	11:44:14.693	15		2:32.191	43.754	1:09.322	39.115	250.0	11:48:15.587
16		2:26.323	41.660	1:06.172	38.491	252.3	11:46:41.016	16		2:29.292	42.087	1:08.315	38.890	249.4	11:50:44.879
17		2:24.085	40.465	1:05.879	37.741	254.7	11:49:05.101	17		2:29.571	41.710	1:08.061	39.800	250.0	11:53:14.450
18		2:24.780	40.674	1:05.840	38.266	253.5	11:51:29.881	18		2:42.627	P 42.183	1:09.531	50.913	250.0	11:55:57.077
19		2:25.655	40.682	1:07.174	37.799	258.9	11:53:55.536								
20		2:24.297	40.817	1:05.466	38.014	252.3	11:56:19.833								
21		2:37.974	P 40.598	1:05.516	51.860	253.5	11:58:57.807								





Spa Francorchamps
International GT Open
Free Practice - 1
Lap Analysis



26

1 Eliseo Martínez
 Lamborghini Huracan GT3
 Lazarus Racing

Lap	D	Time	Sector 1	Sector 2	Sector 3	T. Spd	Elapsed
1		11:03:13.013 P	11:01:02.780	1:17.603	52.630	200.0	11:03:13.013
2		3:36.503	1:44.363	1:11.894	40.246	234.7	11:06:49.516
3		2:29.282	42.020	1:08.870	38.392	250.5	11:09:18.798
4		2:25.181	40.905	1:06.859	37.417	262.7	11:11:43.979
5		2:23.404	40.618	1:05.639	37.147	262.7	11:14:07.383
6		2:22.715	40.503	1:05.132	37.080	257.7	11:16:30.098
7		2:22.462	40.313	1:04.994	37.155	258.3	11:18:52.560
8		2:23.480	40.221	1:05.362	37.897	258.9	11:21:16.040
9		2:24.581	40.455	1:07.003	37.123	257.7	11:23:40.621
10		2:22.024	40.269	1:04.857	36.898	256.5	11:26:02.645
11		2:33.700 P	40.437	1:05.014	48.249	260.2	11:28:36.345
12		3:53.852	2:09.517	1:06.796	37.539	246.0	11:32:30.197
13		2:24.975	41.005	1:06.358	37.612	255.9	11:34:55.172
14		2:24.689	40.966	1:05.451	38.272	255.9	11:37:19.861
15		2:23.321	40.448	1:05.437	37.436	257.7	11:39:43.182
16		2:29.464 P	40.701	1:04.881	43.882	257.7	11:42:12.646
17		4:33.232	2:45.748	1:06.321	41.163	243.7	11:46:45.878
18		2:22.527	40.502	1:04.225	37.800	260.2	11:49:08.405
19		2:21.865	39.685	1:04.026	38.154	260.2	11:51:30.270
20		2:20.887	40.377	1:03.978	36.532	257.7	11:53:51.157
21		2:20.164	39.738	1:03.906	36.520	259.6	11:56:11.321
22		2:41.017 P	41.585	1:08.632	50.800	243.7	11:58:52.338

27

1 Nicola De Marco
 Lamborghini Huracan GT3 EVO
 Lazarus Racing

Lap	D	Time	Sector 1	Sector 2	Sector 3	T. Spd	Elapsed
1		11:03:51.762	11:02:03.284	1:09.934	38.544	246.0	11:03:51.762
2		2:25.430	40.636	1:06.413	38.081	255.9	11:06:16.892
3		2:23.514	40.108	1:05.731	37.675	257.1	11:08:40.406
4		2:24.765	40.198	1:06.014	38.553	258.9	11:11:05.171
5		2:32.925 P	40.315	1:06.607	46.003	257.7	11:13:38.096
6		7:02.637	5:17.849	1:06.679	38.109	252.3	11:20:40.733
7		2:24.012	40.336	1:05.860	37.816	254.7	11:23:04.745
8		2:22.296	40.208	1:05.053	37.035	257.1	11:25:27.041
9		2:23.007	39.959	1:04.957	38.091	257.7	11:27:50.048
10		2:32.989 P	40.825	1:07.414	44.750	253.5	11:30:23.037
11		5:09.508	3:23.167	1:08.344	37.997	248.8	11:35:32.545
12		2:25.837	41.265	1:06.470	38.102	253.5	11:37:58.382
13		2:23.078	40.350	1:05.346	37.382	255.9	11:40:21.460
14		2:24.337	40.509	1:06.212	37.616	254.1	11:42:45.797
15		2:22.086	40.265	1:04.806	37.015	257.1	11:45:07.883
16		2:21.901	39.982	1:04.903	37.016	257.1	11:47:29.784
17		2:26.848	40.343	1:08.384	38.121	256.5	11:49:56.632
18		2:21.626	40.111	1:04.715	36.800	257.1	11:52:18.258
19		2:43.128 P	40.222	1:13.663	49.243	257.1	11:55:01.386

34

1 Adrian Amstutz
 Lamborghini Huracan GT3
 Imperiale Racing

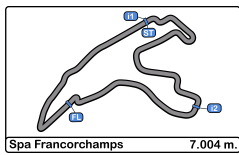
Lap	D	Time	Sector 1	Sector 2	Sector 3	T. Spd	Elapsed
1		11:07:27.539	11:05:45.658	1:05.022	36.859	251.7	11:07:27.539
2		2:21.068	40.221	1:03.784	37.063	258.3	11:09:48.607
3		2:19.242	39.918	1:02.979	36.345	260.2	11:12:07.849
4		2:19.511	39.639	1:03.572	36.300	262.7	11:14:27.360
5		2:25.301 P	39.565	1:03.143	42.593	261.5	11:16:52.661
6		4:42.954	3:03.220	1:03.450	36.284	259.6	11:21:35.615
7		2:19.362	39.588	1:03.530	36.244	259.6	11:23:54.977
8		2:20.420	40.739	1:03.542	36.139	255.3	11:26:15.397
9		2:18.821	39.224	1:03.404	36.193	264.0	11:28:34.218
10		2:33.500 P	39.441	1:03.284	50.775	262.7	11:31:07.718
11		4:34.331	2:46.507	1:07.616	40.208	247.7	11:35:42.049
12		2:27.064	40.927	1:06.568	39.569	251.7	11:38:09.113
13		2:24.598	40.533	1:06.148	37.917	256.5	11:40:33.711
14		2:23.748	40.433	1:05.392	37.923	258.3	11:42:57.459
15		2:23.319	40.274	1:05.376	37.669	258.9	11:45:20.778
16		2:23.716	40.248	1:05.889	37.579	258.9	11:47:44.494
17		2:22.666	40.032	1:05.258	37.376	260.8	11:50:07.160
18		2:23.825	39.977	1:06.181	37.667	261.5	11:52:30.985
19		2:56.585 P	45.855	1:15.081	55.649	185.5	11:55:27.570

59

1 Martin Kodrić
 McLaren 720 s
 Teo Martín Motorsport

Lap	D	Time	Sector 1	Sector 2	Sector 3	T. Spd	Elapsed
1		11:03:21.030 P	11:01:10.921	1:16.818	53.291	170.0	11:03:21.030
2		4:46.092	2:55.385	1:11.003	38.704	167.4	11:08:06.122
3		2:26.717	41.215	1:06.756	38.746	252.3	11:10:32.839
4		2:41.750 P	40.529	1:07.636	53.585	256.5	11:13:14.589
5		5:23.407	3:38.218	1:07.097	38.092	253.5	11:18:37.996
6		2:22.853	40.492	1:04.969	37.392	255.3	11:21:00.849
7		2:21.861	40.260	1:04.643	36.958	255.9	11:23:22.710
8		2:21.774	40.222	1:04.657	36.892	256.5	11:25:44.481
9		2:33.070 P	40.079	1:05.846	47.145	258.3	11:28:17.551
10		5:31.713	3:45.687	1:06.110	39.916	242.6	11:33:49.264
11		2:23.960	40.572	1:05.451	37.937	256.5	11:36:13.224
12		2:22.580	40.104	1:04.997	37.479	258.3	11:38:35.804
13		2:25.900	40.071	1:06.043	39.786	258.3	11:41:01.704
14		2:21.296	39.821	1:04.632	36.843	259.6	11:43:23.000
15		2:21.285	39.703	1:04.527	37.055	259.6	11:45:44.285
16		2:22.103	40.109	1:04.693	37.301	257.1	11:48:06.388
17		2:22.822	39.721	1:05.157	37.944	258.9	11:50:29.210
18		2:22.487	39.745	1:05.141	37.601	259.6	11:52:51.697
19		2:21.729	39.931	1:04.632	37.166	258.9	11:55:13.426
20		2:28.751 P	40.088	1:04.866	43.797	257.1	11:57:42.177





Spa Francorchamps
International GT Open
Free Practice - 1
Lap Analysis



63

1 Albert Costa
Lamborghini Huracan GT3 EVO
PRO
2 Giacomo Altoè
Emil Frey Racing

75

1 Kenny Habul
Mercedes AMG GT3
PROAM
2 Thomas Jäger
Rowe Racing / SunEnergy1 Racing

Lap	D	Time	Sector 1	Sector 2	Sector 3	T. Spd	Elapsed
1		11:03:22.925	11:01:33.609	1:08.901	40.415	225.4	11:03:22.925
2		2:25.150	40.876	1:06.561	37.713	254.7	11:05:48.075
3		2:24.803	40.256	1:04.842	36.705	256.5	11:08:09.878
4		2:21.693	39.959	1:04.916	36.818	259.6	11:10:31.571
5		2:20.679	39.831	1:04.235	36.613	257.7	11:12:52.250
6		2:28.597 P	39.781	1:05.005	43.811	257.7	11:15:20.847
7		11:47.867	10:05.003	1:05.473	37.391	216.0	11:27:08.714
8		2:20.604	39.962	1:04.127	36.515	255.9	11:29:29.318
9		2:19.879	39.660	1:03.856	36.363	257.1	11:31:49.197
10		2:19.929	39.687	1:03.782	36.460	257.7	11:34:09.126
11		2:19.589	39.487	1:03.722	36.380	258.3	11:36:28.715
12		2:27.121 P	39.660	1:04.501	42.960	258.3	11:38:55.836
13		4:53.253	3:09.879	1:06.255	37.119	243.7	11:43:49.089
14		2:21.321	39.975	1:04.434	36.912	255.3	11:46:10.410
15		2:20.582	39.888	1:03.956	36.738	256.5	11:48:30.992
16		2:20.503	39.856	1:04.052	36.595	255.3	11:50:51.495
17		2:22.060	39.462	1:05.467	37.131	258.3	11:53:13.555
18		2:21.166	40.001	1:04.100	37.065	255.9	11:55:34.721
19		2:28.616 P	39.922	1:04.268	44.426	255.3	11:58:03.337

66

1 Kang Ling
Lamborghini Huracan GT3 EVO
PROAM
2 Frederik Schandorff
Vincenzo Sospiri Racing

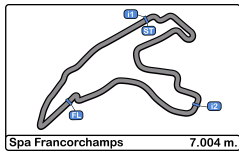
Lap	D	Time	Sector 1	Sector 2	Sector 3	T. Spd	Elapsed
1		11:03:43.976 P	11:01:44.583	1:11.053	48.340	220.4	11:03:43.976
2		6:34.679	4:47.953	1:07.848	38.878	250.0	11:10:18.655
3		2:26.430	41.435	1:06.912	38.083	254.7	11:12:45.085
4		2:24.352	40.717	1:05.967	37.668	255.3	11:15:09.437
5		2:23.289	40.556	1:05.397	37.336	255.9	11:17:32.726
6		2:22.905	40.214	1:05.148	37.543	258.3	11:19:55.631
7		2:33.124 P	40.589	1:06.748	45.787	255.3	11:22:28.755
8		8:49.096	7:05.628	1:05.882	37.586	252.3	11:31:17.851
9		2:22.483	40.696	1:04.757	37.030	257.1	11:33:40.334
10		2:31.875 P	40.017	1:06.392	45.466	260.8	11:36:12.209
11		6:04.412	4:19.108	1:07.073	38.231	249.4	11:42:16.621
12		2:24.169	41.391	1:05.338	37.440	256.5	11:44:40.790
13		2:24.002	41.309	1:05.269	37.424	255.9	11:47:04.792
14		2:24.914	40.595	1:06.569	37.750	243.7	11:49:29.706
15		2:22.930	40.611	1:05.070	37.249	255.9	11:51:52.636
16		2:23.200	40.930	1:04.770	37.500	258.9	11:54:15.836
17		2:22.783	40.576	1:04.962	37.245	258.3	11:56:38.619
18		2:30.246 P	40.477	1:04.495	45.274	257.1	11:59:08.865

90

1 Alberto Di Folco
Lamborghini Huracan GT3 EVO
PROAM
2 Christoph Lenz
Raton Racing by Target

Lap	D	Time	Sector 1	Sector 2	Sector 3	T. Spd	Elapsed
1		11:03:16.307	11:01:22.697	1:12.029	41.581	197.0	11:03:16.307
2		2:34.629	43.629	1:09.085	41.915	237.3	11:05:50.936
3		2:34.425	43.530	1:08.058	39.537	214.2	11:08:22.061
4		2:31.750	44.272	1:07.538	39.940	248.2	11:10:53.811
5		2:30.332	42.851	1:07.921	39.560	247.7	11:13:24.143
6		2:29.897	42.676	1:07.526	39.695	247.7	11:15:54.040
7		2:31.509	43.012	1:08.764	39.733	247.7	11:18:25.549
8		2:37.355 P	42.557	1:07.064	47.734	248.8	11:21:02.904
9		5:23.583	3:33.878	1:08.403	41.302	246.0	11:26:26.487
10		2:29.530	43.063	1:07.164	39.303	246.0	11:28:56.017
11		2:28.980	42.825	1:06.817	39.338	248.2	11:31:24.997
12		2:29.626	42.811	1:07.701	39.114	248.2	11:33:54.623
13		2:37.815 P	42.523	1:08.315	46.977	248.2	11:36:32.438
14		4:10.111	2:25.477	1:06.349	38.285	251.1	11:40:42.549
15		2:23.095	40.303	1:06.006	36.786	255.9	11:43:05.644
16		2:22.687	39.966	1:04.154	38.567	257.7	11:45:28.331
17		2:21.480	39.909	1:04.924	36.647	257.7	11:47:49.811
18		2:21.130	39.728	1:04.779	36.623	257.7	11:50:10.941
19		2:34.296 P	39.691	1:06.580	48.025	258.9	11:52:45.237





Spa Francorchamps
International GT Open
Free Practice - 1
Lap Analysis



93 1 Christopher Froggatt Ferrari 488 GT3

PROAM 2 Edward Cheever III Spirit of Race / Tempesta Racing

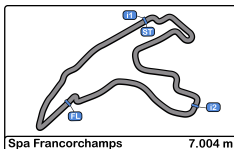
Lap	D	Time	Sector 1	Sector 2	Sector 3	T. Spd	Elapsed
1		11:08:27.800	11:06:38.785	1:09.752	39.263	241.0	11:08:27.800
2		2:30.418	42.057	1:09.015	39.346	211.3	11:10:58.218
3		2:27.547	41.729	1:06.435	39.383	257.1	11:13:25.765
4		2:29.443	43.999	1:06.747	38.367	250.5	11:15:54.878
5		2:27.760	42.609	1:06.445	38.706	252.3	11:18:22.638
6		2:24.650	41.089	1:05.790	37.771	257.1	11:20:47.288
7		2:24.408	41.321	1:05.370	37.717	255.3	11:23:11.696
8		2:23.698	40.970	1:05.375	37.353	259.6	11:25:35.394
9		2:24.000	40.481	1:05.234	38.285	258.9	11:27:59.394
10		2:35.085 P	40.910	1:05.271	48.904	257.1	11:30:34.479
11		5:35.829	3:43.980	1:09.760	42.089	222.2	11:36:10.308
12		2:24.394	41.588	1:05.486	37.320	255.9	11:38:34.702
13		2:22.895	40.907	1:04.969	37.019	257.1	11:40:57.597
14		2:30.154 P	40.354	1:04.773	45.027	261.5	11:43:27.751
15		5:44.286	3:56.680	1:06.594	41.012	253.5	11:49:12.037
16		2:22.721	40.542	1:05.012	37.167	256.5	11:51:34.758
17		2:21.667	40.101	1:04.564	37.002	258.9	11:53:56.425
18		2:28.948	41.446	1:05.692	41.810	253.5	11:56:25.373
19		2:34.804 P	40.442	1:04.524	49.838	258.3	11:59:00.177

99 1 António Coimbra Mercedes AMG GT3

AM 2 Luis Silva Sports and You

Lap	D	Time	Sector 1	Sector 2	Sector 3	T. Spd	Elapsed
1		11:28:12.911	11:26:13.448	1:15.419	44.044	166.9	11:28:12.911
2		2:41.340 P	43.222	1:08.909	49.209	231.7	11:30:54.251
3		4:58.322	3:12.062	1:07.728	38.532	247.7	11:35:52.573
4		2:26.440	41.616	1:06.705	38.119	250.0	11:38:19.013
5		2:25.667	41.111	1:06.475	38.081	251.7	11:40:44.680
6		2:24.907	41.217	1:06.448	37.242	254.1	11:43:09.587
7		2:25.158	41.398	1:05.889	37.871	251.7	11:45:34.745
8		2:23.790	40.972	1:05.355	37.463	253.5	11:47:58.535
9		2:36.421 P	41.807	1:06.003	48.611	254.7	11:50:34.956
10		3:40.534	1:56.100	1:05.922	38.512	251.7	11:54:15.490
11		2:25.592	40.888	1:06.636	38.068	251.7	11:56:41.082
12		2:45.682 P	41.679	1:08.724	55.279	248.8	11:59:26.764



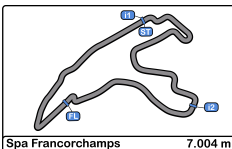


Spa Francorchamps
International GT Open
Free Practice - 1
Best Sectors Results



Sector - 1				Sector - 2				Sector - 3				Ideal Lap vs Best Lap				
Clas	Nº	Driver	Time	Nº	Driver	Time	Nº	Driver	Time	Clas	Nº	Driver	Ideal Lap	Best Lap	Clas	
1	34	Amstutz - Kujala	39.224	34	Amstutz - Kujala	1:02.979	34	Amstutz - Kujala	36.139	1	34	Amstutz - Kujala	2:18.342	2:18.821	1	
2	19	Liang - Giammaria	39.430	19	Liang - Giammaria	1:03.618	19	Liang - Giammaria	36.246	2	19	Liang - Giammaria	2:19.294	2:19.438	2	
3	63	Costa - Altoè	39.462	14	Siedler - Grenier	1:03.652	14	Siedler - Grenier	36.353	3	14	Siedler - Grenier	2:19.497	2:19.893	4	
4	14	Siedler - Grenier	39.492	63	Costa - Altoè	1:03.722	63	Costa - Altoè	36.363	4	63	Costa - Altoè	2:19.547	2:19.589	3	
5	10	Ramos - Crestani	39.666	75	Habul - Jäger	1:03.813	26	Martínez - Onidi	36.520	5	26	Martínez - Onidi	2:20.111	2:20.164	6	
6	20	Pierburg - Onslow-Cole	39.674	10	Ramos - Crestani	1:03.826	75	Habul - Jäger	36.570	6	75	Habul - Jäger	2:20.124	2:20.162	5	
7	26	Martínez - Onidi	39.685	26	Martínez - Onidi	1:03.906	90	Di Folco - Lenz	36.623	7	10	Ramos - Crestani	2:20.191	2:20.395	7	
8	90	Di Folco - Lenz	39.691	17	Rueda - Saravia	1:04.072	17	Rueda - Saravia	36.651	8	90	Di Folco - Lenz	2:20.468	2:21.130	10	
9	59	Kodrić - Chaves	39.703	90	Di Folco - Lenz	1:04.154	10	Ramos - Crestani	36.699	9	17	Rueda - Saravia	2:20.511	2:20.851	8	
10	75	Habul - Jäger	39.741	6	Zampieri - Meadows	1:04.158	25	Hrachowina - Konrad	36.721	10	6	Zampieri - Meadows	2:20.696	2:20.958	9	
11	17	Rueda - Saravia	39.788	66	Ling - Schandorff	1:04.495	6	Zampieri - Meadows	36.733	11	20	Pierburg - Onslow-Cole	2:21.056	2:21.551	12	
12	6	Zampieri - Meadows	39.805	93	Froggatt - Cheever III	1:04.524	27	De Marco - Pohler	36.800	12	59	Kodrić - Chaves	2:21.073	2:21.285	11	
13	27	De Marco - Pohler	39.959	59	Kodrić - Chaves	1:04.527	59	Kodrić - Chaves	36.843	13	27	De Marco - Pohler	2:21.474	2:21.626	13	
14	9	Davide Roda	39.977	20	Pierburg - Onslow-Cole	1:04.539	20	Pierburg - Onslow-Cole	36.843	14	66	Ling - Schandorff	2:21.542	2:22.483	18	
15	66	Ling - Schandorff	40.017	27	De Marco - Pohler	1:04.715	9	Davide Roda	36.941	15	93	Froggatt - Cheever III	2:21.627	2:21.667	14	
16	25	Hrachowina - Konrad	40.028	16	Hahn - Barnicoat	1:04.719	93	Froggatt - Cheever III	37.002	16	9	Davide Roda	2:21.803	2:22.131	16	
17	93	Froggatt - Cheever III	40.101	9	Davide Roda	1:04.885	66	Ling - Schandorff	37.030	17	25	Hrachowina - Konrad	2:21.931	2:22.072	15	
18	12	Leo - Razak	40.150	12	Leo - Razak	1:05.104	12	Leo - Razak	37.132	18	16	Hahn - Barnicoat	2:22.060	2:22.309	17	
19	16	Hahn - Barnicoat	40.163	25	Hrachowina - Konrad	1:05.182	16	Hahn - Barnicoat	37.178	19	12	Leo - Razak	2:22.386	2:22.724	19	
20	11	Hill - Shoffner	40.321	99	Coimbra - Silva	1:05.355	99	Coimbra - Silva	37.242	20	99	Coimbra - Silva	2:23.485	2:23.790	20	
21	8	Giuseppe Cipriani	40.424	11	Hill - Shoffner	1:05.921	11	Hill - Shoffner	37.542	21	11	Hill - Shoffner	2:23.784	2:24.629	21	
22	99	Coimbra - Silva	40.888	8	Giuseppe Cipriani	1:06.442	8	Giuseppe Cipriani	37.802	22	8	Giuseppe Cipriani	2:24.668	2:24.673	22	



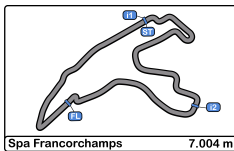


Spa Francorchamps
International GT Open
Free Practice - 1
Best 5 Lap Times



Cl	N°	Entrant/Team	Nat	Driver 1	Nat	Status	Driver 2	Nat	Status	Vehicle	Cat	Cl	Best 1		Best 2		Best 3		Best 4		Best 5	
													Time	Lap	Time	Lap	Time	Lap	Time	Lap	Time	Lap
1	34	Imperiale Racing	ITA	Adrian Amstutz	ITA	PRO	Patrick Kujala	FIN	PRO	Lamborghini Huracan GT3	PROAM	1	2:18.821	9	2:19.242	3	2:19.362	7	2:19.511	4	2:21.068	2
2	19	Raton Racing by Target	ITA	Jiatong Liang	CHN	PRO	Raffaele Giammaria	ITA	PRO	Lamborghini Huracan GT3	PROAM	2	2:19.438	13	2:19.773	12	2:21.247	9	2:23.866	8	2:24.085	17
3	63	Emil Frey Racing	CHE	Albert Costa	ESP	PRO	Giacomo Altoè	ITA	PRO	Lamborghini Huracan GT3	PRO	1	2:19.589	11	2:19.879	9	2:19.929	10	2:20.503	16	2:20.582	15
4	14	Emil Frey Racing	CHE	Norbert Siedler	AUT	PRO	Mikaël Grenier	CAN	PRO	Lamborghini Huracan GT3	PRO	2	2:19.893	10	2:19.932	16	2:20.119	9	2:20.292	15	2:20.726	14
5	75	Rowe Racing / SunEnergy1	DEU	Kenny Habul	AUS	PRO	Thomas Jäger	DEU	PRO	Mercedes AMG GT3	PROAM	3	2:20.162	16	2:20.697	15	2:21.321	9	2:21.736	12	2:25.034	7
6	26	Lazarus Racing	ITA	Eliseo Martínez	ESP	PRO	Fabio Onidi	ITA	PRO	Lamborghini Huracan GT3	PRO	3	2:20.164	21	2:21.865	19	2:22.024	10	2:22.462	7	2:22.527	18
7	10	SPS Automotive Performance	DEU	Miguel Ramos	ESP	PRO	Fabrizio Crestani	ITA	PRO	Mercedes AMG GT3	PRO	4	2:20.395	5	2:20.697	4	2:21.370	3	2:21.886	2	2:23.301	15
8	17	Teo Martín Motorsport	ESP	Fran Rueda	ESP	PRO	Andrés Saravia	ITA	PRO	McLaren 720 s	PRO	5	2:20.851	9	2:21.170	19	2:21.273	15	2:21.496	8	2:21.585	18
9	6	Antonelli MotorSport	ITA	Daniel Zampieri	ITA	PRO	Michael Meadows	GBR	PRO	Mercedes AMG GT3	PRO	6	2:20.958	10	2:21.785	9	2:21.938	8	2:22.057	17	2:22.159	5
10	90	Raton Racing by Target	ITA	Alberto Di Folco	ITA	PRO	Christoph Lenz	CHE	PRO	Lamborghini Huracan GT3	PROAM	4	2:21.130	18	2:21.480	17	2:22.687	16	2:23.095	15	2:28.980	11
11	59	Teo Martín Motorsport	ESP	Martin Kodrić	HRV	PRO	Henrique Chaves	ESP	PRO	McLaren 720 s	PRO	7	2:21.285	15	2:21.296	14	2:21.729	19	2:21.861	7	2:22.103	16
12	20	SPS Automotive Performance	DEU	Valentin Pierburg	DEU	PRO	Tom Onslow-Cole	GBR	PRO	Mercedes AMG GT3	PROAM	5	2:21.551	8	2:22.565	4	2:22.918	3	2:24.970	19	2:25.430	18
13	27	Lazarus Racing	ITA	Nicola De Marco	ITA	PRO	Nicolas Pohler	DEU	PRO	Lamborghini Huracan GT3	PRO	8	2:21.626	18	2:21.901	16	2:22.086	15	2:22.296	8	2:23.007	9
14	93	Spirit of Race / Tempesta	GBR	Christopher Froggatt	GBR	PRO	Edward Cheever III	ITA	PRO	Ferrari 488 GT3	PROAM	6	2:21.667	17	2:22.721	16	2:22.895	13	2:24.000	9	2:24.394	12
15	25	HTP Motorsport	DEU	Alexander Hrachowina	AUT	PRO	Martin Konrad	AUT	PRO	Mercedes AMG GT3	AM	1	2:22.072	7	2:22.422	8	2:25.588	3	2:28.811	14	2:29.292	16
16	9	Antonelli MotorSport	ITA	Davide Roda	ITA	PRO				Mercedes AMG GT3	AM	2	2:22.131	14	2:22.149	13	2:22.179	15	2:22.497	12	2:22.808	11
17	16	Teo Martín Motorsport	ESP	Marcelo Hahn	BRA	PRO	Ben Barnicoat	GBR	PRO	McLaren 720 s	PROAM	7	2:22.309	9	2:22.367	5	2:22.477	8	2:26.200	2	2:28.066	17
18	66	Vincenzo Sospiri Racing	ITA	Kang Ling	CHN	PRO	Frederik Schandorff	DNK	PRO	Lamborghini Huracan GT3	PROAM	8	2:22.483	9	2:22.783	17	2:22.905	6	2:22.930	15	2:23.200	16
19	12	Ombra Racing	ITA	Federico Leo	ITA	PRO	Najiy Razak	MYS	PRO	Lamborghini Huracan GT3	PRO	9	2:22.724	9	2:23.024	19	2:23.779	8	2:23.815	15	2:24.000	14
20	99	Sports and You	PRY	António Coimbra	PRY	PRO	Luis Silva	PRY	PRO	Mercedes AMG GT3	AM	3	2:23.790	8	2:24.907	6	2:25.158	7	2:25.592	11	2:25.667	5
21	11	GetSpeed Performance	DEU	Janine Hill	GBR	PRO	John Shoffner	USA	PRO	Mercedes AMG GT3	AM	4	2:24.629	8	2:24.853	17	2:24.975	7	2:25.262	16	2:25.745	5
22	8	Antonelli MotorSport	ITA	Giuseppe Cipriani	ITA	PRO				Mercedes AMG GT3	AM	5	2:24.673	12	2:25.241	11	2:26.134	14	2:26.324	15	2:26.696	10



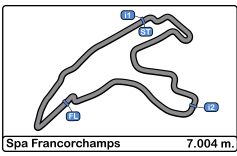


Spa Francorchamps
International GT Open
Free Practice - 1
Best 5 Top Speeds



Cl	Nº	Entrant/Team	Nat	Driver 1	Nat	Status	Driver 2	Nat	Status	Vehicle	Cat	Cl	Top 1		Top 2		Top 3		Top 4		Top 5		Avg
													Km/h	Lap	Km/h	Lap	Km/h	Lap	Km/h	Lap	Km/h	Lap	
1	34	Imperiale Racing	ITA	Adrian Amstutz	ITA	GT3	Patrick Kujala	FIN		Lamborghini Huracan GT3	PROAM	1	264.0	9	262.7	4	262.7	10	261.5	5	261.5	18	262.5
2	26	Lazarus Racing	ITA	Eliseo Martínez	ESP		Fabio Onidi	ITA		Lamborghini Huracan GT3	PRO	1	262.7	4	262.7	5	260.2	11	260.2	18	260.2	19	261.2
3	93	Spirit of Race / Tempesta	GBR	Christopher Froggatt	GBR		Edward Cheever III	ITA		Ferrari 488 GT3	PROAM	2	261.5	14	259.6	8	258.9	9	258.9	17	258.3	19	259.4
4	66	Vincenzo Sospiri Racing	ITA	Kang Ling	CHN		Frederik Schandorff	DNK		Lamborghini Huracan GT3	PROAM	3	260.8	10	258.9	16	258.3	6	258.3	17	257.1	9	258.7
5	14	Emil Frey Racing	CHE	Norbert Siedler	AUT		Mikaël Grenier	CAN		Lamborghini Huracan GT3	PRO	2	259.6	11	257.7	6	257.1	9	257.1	10	257.1	15	257.7
6	17	Teo Martín Motorsport	ESP	Fran Rueda	ESP		Andrés Saravia	ITA		McLaren 720 s	PRO	3	259.6	16	257.7	9	257.7	15	257.7	18	257.1	17	258.0
7	59	Teo Martín Motorsport	ESP	Martin Kodrić	HRV		Henrique Chaves	PRT		McLaren 720 s	PRO	4	259.6	14	259.6	15	259.6	18	258.9	17	258.9	19	259.3
8	63	Emil Frey Racing	CHE	Albert Costa	ESP		Giacomo Altoè	ITA		Lamborghini Huracan GT3	PRO	5	259.6	4	258.3	11	258.3	12	258.3	17	257.7	5	258.4
9	19	Raton Racing by Target	ITA	Jiatong Liang	CHN		Raffaele Giammaria	ITA		Lamborghini Huracan GT3	PROAM	4	258.9	19	258.3	14	257.1	13	256.5	9	255.9	10	257.3
10	27	Lazarus Racing	ITA	Nicola De Marco	ITA		Nicolas Pohler	DEU		Lamborghini Huracan GT3	PRO	6	258.9	4	257.7	5	257.7	9	257.1	3	257.1	8	257.7
11	90	Raton Racing by Target	ITA	Alberto Di Folco	ITA		Christoph Lenz	CHE		Lamborghini Huracan GT3	PROAM	5	258.9	19	257.7	16	257.7	17	257.7	18	255.9	15	257.6
12	16	Teo Martín Motorsport	ESP	Marcelo Hahn	BRA		Ben Barnicoat	GBR		McLaren 720 s	PROAM	6	257.7	6	255.9	9	255.9	10	255.3	3	255.3	5	256.0
13	9	Antonelli MotorSport	ITA	Davide Roda	ITA					Mercedes AMG GT3	AM	1	257.1	16	255.9	14	254.1	5	254.1	12	254.1	13	255.0
14	10	SPS Automotive Performance	DEU	Miguel Ramos	PRT		Fabrizio Crestani	ITA		Mercedes AMG GT3	PRO	7	257.1	5	256.5	6	255.9	3	255.9	16	255.3	4	256.1
15	20	SPS Automotive Performance	DEU	Valentin Pierburg	DEU		Tom Onslow-Cole	GBR		Mercedes AMG GT3	PROAM	7	257.1	9	256.5	4	256.5	7	256.5	8	255.3	5	256.4
16	6	Antonelli MotorSport	ITA	Daniel Zampieri	ITA		Michael Meadows	GBR		Mercedes AMG GT3	PRO	8	256.5	11	254.1	3	254.1	5	254.1	9	253.5	4	254.4
17	8	Antonelli MotorSport	ITA	Giuseppe Cipriani	ITA					Mercedes AMG GT3	AM	2	256.5	12	254.1	11	254.1	15	254.1	16	253.5	5	254.4
18	75	Rowe Racing / SunEnergy1	DEU	Kenny Habul	AUS		Thomas Jäger	DEU		Mercedes AMG GT3	PROAM	8	255.9	10	255.9	12	255.3	16	253.5	9	253.5	13	254.8
19	25	HTP Motorsport	DEU	Alexander Hrachowina	AUT		Martin Konrad	AUT		Mercedes AMG GT3	AM	3	255.3	8	252.9	5	252.3	4	252.3	7	250.5	6	252.6
20	12	Ombra Racing	ITA	Federico Leo	ITA		Najiy Razak	MYS		Lamborghini Huracan GT3	PRO	9	254.7	4	254.7	10	254.7	17	254.1	6	254.1	9	254.4
21	99	Sports and You	PRT	António Coimbra	PRT		Luis Silva	PRT		Mercedes AMG GT3	AM	4	254.7	9	254.1	6	253.5	8	251.7	5	251.7	7	253.1
22	11	GetSpeed Performance	DEU	Janine Hill	GBR		John Shoffner	USA		Mercedes AMG GT3	AM	5	253.5	4	253.5	8	253.5	15	252.9	9	252.9	16	253.2



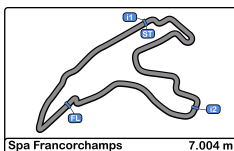


Spa Francorchamps
International GT Open
Free Practice - 1
Fastest Laps Sequence



Lap	Time of Day	Session Time	Nº	Entrant/Team	Nat	Driver 1	Nat	Status	Driver 2	Nat	Status	Vehicle	Cat	Time	Km/h
2	11:04:53.188	4:53.188	10	SPS Automotive Performance		Miguel Ramos		PRT	Fabrizio Crestani		ITA	Mercedes AMG GT3	PRO	2:21.886	177.7
3	11:07:14.558	7:14.558	10	SPS Automotive Performance		Miguel Ramos		PRT	Fabrizio Crestani		ITA	Mercedes AMG GT3	PRO	2:21.370	178.3
4	11:09:35.255	9:35.255	10	SPS Automotive Performance		Miguel Ramos		PRT	Fabrizio Crestani		ITA	Mercedes AMG GT3	PRO	2:20.697	179.2
5	11:11:55.650	11:55.650	10	SPS Automotive Performance		Miguel Ramos		PRT	Fabrizio Crestani		ITA	Mercedes AMG GT3	PRO	2:20.395	179.5
3	11:12:07.849	12:07.849	34	Imperiale Racing		Adrian Amstutz		CHE	Patrick Kujala		FIN	Lamborghini Huracan GT3	PROAM	2:19.242	181.0
9	11:28:34.218	28:34.218	34	Imperiale Racing		Adrian Amstutz		CHE	Patrick Kujala		FIN	Lamborghini Huracan GT3	PROAM	2:18.821	181.6





Spa Francorchamps
International GT Open

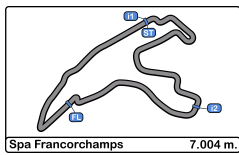
Free Practice - 1

Event Best Maximum Speed



Nº	Entrant/Team	Nat	Driver 1	Nat	Status	Driver 2	Nat	Status	Vehicle	Cat	Km/h	Session
34	Imperiale Racing	ITA	Adrian Amstutz	CHE		Patrick Kujala	FIN		Lamborghini Huracan GT3	PROAM	264.0	Free Practice - 1
26	Lazarus Racing	ITA	Eliseo Martínez	ESP		Fabio Onidi	ITA		Lamborghini Huracan GT3	PRO	262.7	Free Practice - 1
93	Spirit of Race / Tempesta	GBR	Christopher Froggatt	GBR		Edward Cheever III	ITA		Ferrari 488 GT3	PROAM	261.5	Free Practice - 1
66	Vincenzo Sospiri Racing	ITA	Kang Ling	CHN		Frederik Schandorff	DNK		Lamborghini Huracan GT3	PROAM	260.8	Free Practice - 1
63	Emil Frey Racing	CHE	Albert Costa	ESP		Giacomo Altoè	ITA		Lamborghini Huracan GT3	PRO	259.6	Free Practice - 1
14	Emil Frey Racing	CHE	Norbert Siedler	AUT		Mikaël Grenier	CAN		Lamborghini Huracan GT3	PRO	259.6	Free Practice - 1
59	Teo Martín Motorsport	ESP	Martin Kodrić	HRV		Henrique Chaves	PRT		McLaren 720 s	PRO	259.6	Free Practice - 1
17	Teo Martín Motorsport	ESP	Fran Rueda	ESP		Andrés Saravia	GTM		McLaren 720 s	PRO	259.6	Free Practice - 1
27	Lazarus Racing	ITA	Nicola De Marco	ITA		Nicolas Pohler	DEU		Lamborghini Huracan GT3	PRO	258.9	Free Practice - 1
90	Raton Racing by Target	ITA	Alberto Di Folco	ITA		Christoph Lenz	CHE		Lamborghini Huracan GT3	PROAM	258.9	Free Practice - 1
19	Raton Racing by Target	ITA	Jiatong Liang	CHN		Raffaele Giammaria	ITA		Lamborghini Huracan GT3	PROAM	258.9	Free Practice - 1
16	Teo Martín Motorsport	ESP	Marcelo Hahn	BRA		Ben Barnicoat	GBR		McLaren 720 s	PROAM	257.7	Free Practice - 1
10	SPS Automotive Performance	DEU	Miguel Ramos	PRT		Fabrizio Crestani	ITA		Mercedes AMG GT3	PRO	257.1	Free Practice - 1
20	SPS Automotive Performance	DEU	Valentin Pierburg	DEU		Tom Onslow-Cole	GBR		Mercedes AMG GT3	PROAM	257.1	Free Practice - 1
9	Antonelli MotorSport	ITA	Davide Roda	ITA					Mercedes AMG GT3	AM	257.1	Free Practice - 1
6	Antonelli MotorSport	ITA	Daniel Zampieri	ITA		Michael Meadows	GBR		Mercedes AMG GT3	PRO	256.5	Free Practice - 1
8	Antonelli MotorSport	ITA	Giuseppe Cipriani	ITA					Mercedes AMG GT3	AM	256.5	Free Practice - 1
75	Rowe Racing / SunEnergy1	DEU	Kenny Habul	AUS		Thomas Jäger	DEU		Mercedes AMG GT3	PROAM	255.9	Free Practice - 1
25	HTP Motorsport	DEU	Alexander Hrachowina	AUT		Martin Konrad	AUT		Mercedes AMG GT3	AM	255.3	Free Practice - 1
12	Ombra Racing	ITA	Federico Leo	ITA		Najiy Razak	MYS		Lamborghini Huracan GT3	PRO	254.7	Free Practice - 1
99	Sports and You	PRT	António Coimbra	PRT		Luis Silva	PRT		Mercedes AMG GT3	AM	254.7	Free Practice - 1
11	GetSpeed Performance	DEU	Janine Hill	GBR		John Shoffner	USA		Mercedes AMG GT3	AM	253.5	Free Practice - 1





Spa Francorchamps
International GT Open
Free Practice - 1
Pit Stop Analysis



6	Daniel Zampieri	PRO	Antonelli MotorSport	3 11:42:50.660	11:42:50.660	11:44:41.156	1:50.496	8:10.947
	Michael Meadows		Mercedes AMG GT3					

Nr.	In Day Time	In Time	Out Time	Pit Time	T. Pit Time	Handicap	Penalty
1	11:18:07.206	11:18:07.206	11:23:38.574	5:31.368	5:31.368		
2	11:35:34.864	11:35:34.864	11:39:25.665	3:50.801	9:22.169		

8	Giuseppe Cipriani	AM	Antonelli MotorSport					
			Mercedes AMG GT3					

Nr.	In Day Time	In Time	Out Time	Pit Time	T. Pit Time	Handicap	Penalty
1	11:08:18.424	11:08:18.424	11:09:36.925	1:18.501	1:18.501		
2	11:14:33.903	11:14:33.903	11:16:26.873	1:52.970	3:11.471		
3	11:26:10.089	11:26:10.089	11:31:53.561	5:43.472	8:54.943		

9	Davide Roda	AM	Antonelli MotorSport					
			Mercedes AMG GT3					

Nr.	In Day Time	In Time	Out Time	Pit Time	T. Pit Time	Handicap	Penalty
1	11:25:04.954	11:25:04.954	11:30:35.891	5:30.937	5:30.937		

10	Miguel Ramos	PRO	SPS Automotive Performance					
	Fabrizio Crestani		Mercedes AMG GT3					

Nr.	In Day Time	In Time	Out Time	Pit Time	T. Pit Time	Handicap	Penalty
1	11:14:18.041	11:14:18.041	11:17:28.549	3:10.508	3:10.508		
2	11:34:30.000	11:34:30.000	11:36:49.409	2:19.409	5:29.917		
3	11:46:43.391	11:46:43.391	11:48:55.548	2:12.157	7:42.074		

11	Janine Hill	AM	GetSpeed Performance					
	John Shoffner		Mercedes AMG GT3					

Nr.	In Day Time	In Time	Out Time	Pit Time	T. Pit Time	Handicap	Penalty
1	11:30:56.136	11:30:56.136	11:34:58.362	4:02.226	4:02.226		
2	11:40:02.139	11:40:02.139	11:41:36.682	1:34.543	5:36.769		

12	Federico Leo	PRO	Ombra Racing					
	Najiy Razak		Lamborghini Huracan GT3 EVO					

Nr.	In Day Time	In Time	Out Time	Pit Time	T. Pit Time	Handicap	Penalty
1	11:15:39.294	11:15:39.294	11:21:54.725	6:15.431	6:15.431		
2	11:31:29.212	11:31:29.212	11:33:49.340	2:20.128	8:35.559		
3	11:50:50.386	11:50:50.386	11:51:58.180	1:07.794	9:43.353		

14	Norbert Siedler	PRO	Emil Frey Racing					
	Mikaël Grenier		Lamborghini Huracan GT3 EVO					

Nr.	In Day Time	In Time	Out Time	Pit Time	T. Pit Time	Handicap	Penalty
1	11:08:34.001	11:08:34.001	11:12:44.818	4:10.817	4:10.817		
2	11:22:24.373	11:22:24.373	11:26:18.173	3:53.800	8:04.617		
3	11:35:41.837	11:35:41.837	11:45:11.238	9:29.401	17:34.018		

19	Jiatong Liang	PROAM	Raton Racing by Target					
	Raffaele Giammaria		Lamborghini Huracan GT3 EVO					

Nr.	In Day Time	In Time	Out Time	Pit Time	T. Pit Time	Handicap	Penalty
1	11:13:37.742	11:13:37.742	11:15:27.607	1:49.865	1:49.865		
2	11:27:28.906	11:27:28.906	11:29:59.372	2:30.466	4:20.331		
3	11:39:20.909	11:39:20.909	11:41:52.929	2:32.020	6:52.351		

20	Valentin Pierburg	PROAM	SPS Automotive Performance					
	Tom Onslow-Cole		Mercedes AMG GT3					

Nr.	In Day Time	In Time	Out Time	Pit Time	T. Pit Time	Handicap	Penalty
1	11:12:16.986	11:12:16.986	11:14:58.602	2:41.616	2:41.616		
2	11:24:22.861	11:24:22.861	11:28:01.696	3:38.835	6:20.451		

25	Alexander Hrachowina	AM	HTP Motorsport					
	Martin Konrad		Mercedes AMG GT3					

Nr.	In Day Time	In Time	Out Time	Pit Time	T. Pit Time	Handicap	Penalty
1	11:12:56.298	11:12:56.298	11:18:27.026	5:30.728	5:30.728		
2	11:27:59.151	11:27:59.151	11:32:58.926	4:59.775	10:30.503		

26	Eliseo Martínez	PRO	Lazarus Racing					
	Fabio Onidi		Lamborghini Huracan GT3					

Nr.	In Day Time	In Time	Out Time	Pit Time	T. Pit Time	Handicap	Penalty
1	11:03:07.300	11:03:07.300	11:04:19.119	1:11.819	1:11.819		
2	11:28:31.037	11:28:31.037	11:30:08.945	1:37.908	2:49.727		
3	11:42:07.462	11:42:07.462	11:44:19.566	2:12.104	5:01.831		

27	Nicola De Marco	PRO	Lazarus Racing					
	Nicolas Pohler		Lamborghini Huracan GT3 EVO					

Nr.	In Day Time	In Time	Out Time	Pit Time	T. Pit Time	Handicap	Penalty
1	11:13:32.491	11:13:32.491	11:18:20.823	4:48.332	4:48.332		
2	11:30:17.683	11:30:17.683	11:33:07.694	2:50.011	7:38.343		

34	Adrian Amstutz	PROAM	Imperiale Racing					
	Patrick Kujala		Lamborghini Huracan GT3					

Nr.	In Day Time	In Time	Out Time	Pit Time	T. Pit Time	Handicap	Penalty
1	11:16:47.488	11:16:47.488	11:19:22.315	2:34.827	2:34.827		
2	11:31:00.590	11:31:00.590	11:33:18.659	2:18.069	4:52.896		

59	Martin Kodrić	PRO	Teo Martín Motorsport					
	Henrique Chaves		McLaren 720 s					

Nr.	In Day Time	In Time	Out Time	Pit Time	T. Pit Time	Handicap	Penalty
1	11:03:14.851	11:03:14.851	11:05:32.184	2:17.333	2:17.333		
2	11:13:09.254	11:13:09.254	11:16:18.294	3:09.040	5:26.373		
3	11:28:12.239	11:28:12.239	11:31:26.559	3:14.320	8:40.693		

63	Albert Costa	PRO	Emil Frey Racing					
	Giacomo Altoè		Lamborghini Huracan GT3 EVO					

Nr.	In Day Time	In Time	Out Time	Pit Time	T. Pit Time	Handicap	Penalty
1	11:15:15.639	11:15:15.639	11:24:48.994	9:33.355	9:33.355		
2	11:38:50.633	11:38:50.633	11:41:28.825	2:38.192	12:11.547		

66	Kang Ling	PROAM	Vincenzo Sospiri Racing					
	Frederik Schandorff		Lamborghini Huracan GT3 EVO					

Nr.	In Day Time	In Time	Out Time	Pit Time	T. Pit Time	Handicap	Penalty
1	11:03:38.697	11:03:38.697	11:07:54.615	4:15.918	4:15.918		
2	11:22:23.464	11:22:23.464	11:28:58.375	6:34.911	10:50.829		
3	11:36:06.994	11:36:06.994	11:39:54.516	3:47.522	14:38.351		

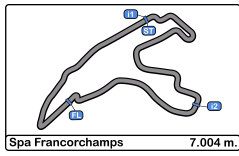
75	Kenny Habul	PROAM	Rowe Racing / SunEnergy1 Racing					
	Thomas Jäger		Mercedes AMG GT3					

Nr.	In Day Time	In Time	Out Time	Pit Time	T. Pit Time	Handicap	Penalty
1	11:13:27.145	11:13:27.145	11:20:06.090	6:38.945	6:38.945		
2	11:32:04.797	11:32:04.797	11:39:18.710	7:13.913	13:52.858		
3	11:46:23.146	11:46:23.146	11:48:15.086	1:51.940	15:44.798		

90	Alberto Di Folco	PROAM	Raton Racing by Target					
	Christoph Lenz		Lamborghini Huracan GT3 EVO					

Nr.	In Day Time	In Time	Out Time	Pit Time	T. Pit Time	Handicap	Penalty
1	11:20:56.916	11:20:56.916	11:23:59.486	3:02.570	3:02.570		





Spa Francorchamps
International GT Open
Free Practice - 1
Pit Stop Analysis



2	11:36:27.049	11:36:27.049	11:38:22.751	1:55.702	4:58.272
---	--------------	--------------	--------------	----------	----------

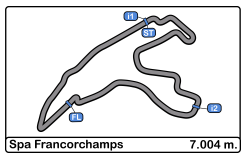
93 Christopher Froggatt PROAM Spirit of Race / Tempesta Racing
 Edward Cheever III Ferrari 488 GT3

Nr.	In Day Time	In Time	Out Time	Pit Time	T. Pit Time	Handicap	Penalty
1	11:30:28.955	11:30:28.955	11:33:40.911	3:11.956	3:11.956		

99 António Coimbra AM Sports and You
 Luis Silva Mercedes AMG GT3

Nr.	In Day Time	In Time	Out Time	Pit Time	T. Pit Time	Handicap	Penalty
1	11:30:48.283	11:30:48.283	11:33:29.867	2:41.584	2:41.584		
2	11:50:29.686	11:50:29.686	11:51:55.811	1:26.125	4:07.709		

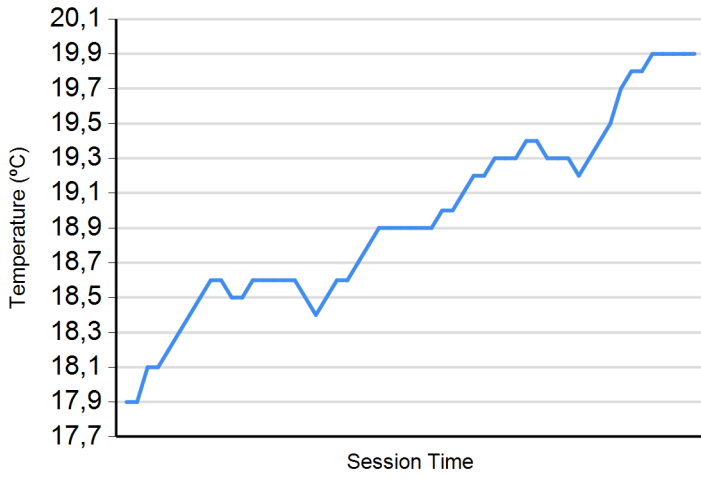




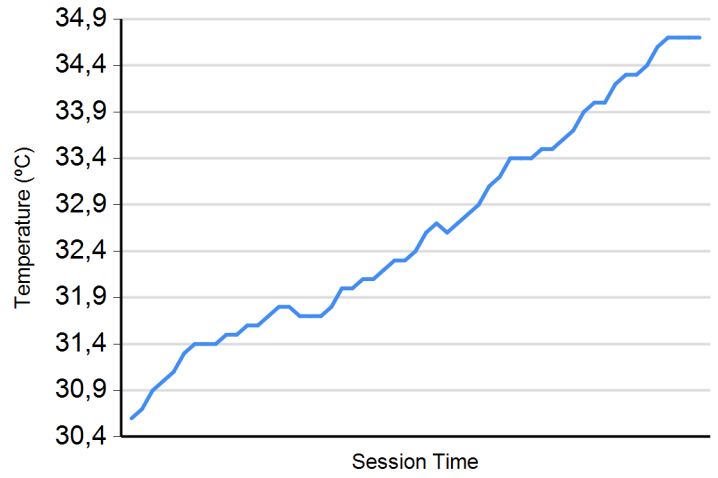
Spa Francorchamps
International GT Open
Free Practice - 1
Weather Report



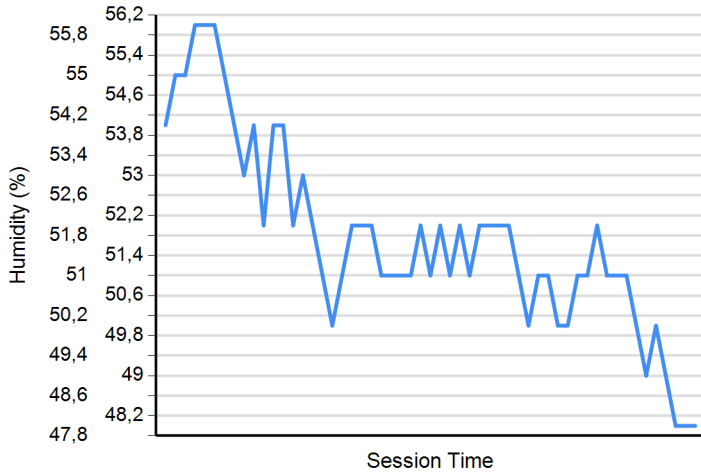
Air Temperature



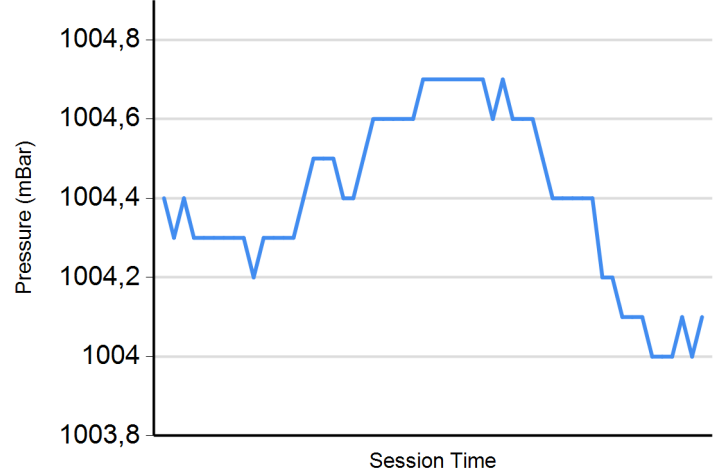
Track Temperature



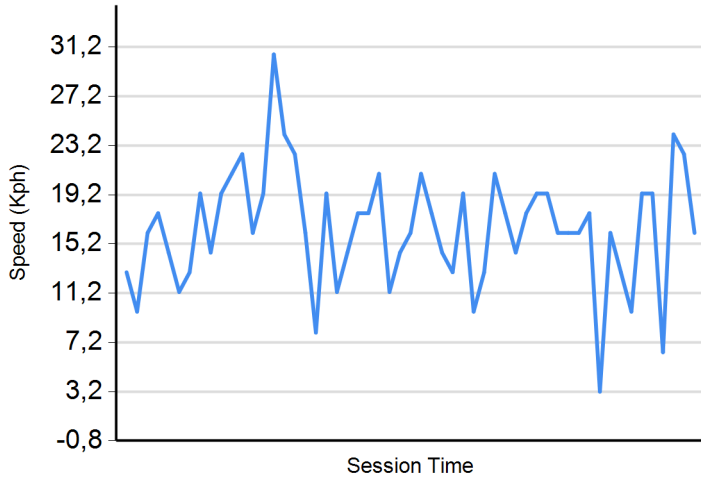
Humidity



Pressure



Wind Speed



Wind direction

North = 0°/360° Est = 90° South = 180° West= 270°

