

Red Bull Ring
International GT Open
Free Practice - 2
Provisional Results



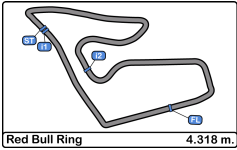
Cls	Nº	Entrant/Team	Nat	Driver 1	Nat	Driver 2	Nat	Vehicle	Cat	Cls	Laps	Best	Time	Gap	Interval	Km/h
1	63	Emil Frey Racing		Albert Costa		Giacomo Altoè		Lamborghini Huracan GT3 EVO	PRO	1	28	10	1:29.957			172.8
2	93	Spirit of Race / Tempesta Racing		Christopher Froggatt		Edward Cheever III		Ferrari 488 GT3	PROAM	1	28	15	1:30.101	0.144	0.144	172.5
3	14	Emil Frey Racing		Norbert Siedler		Mikaël Grenier		Lamborghini Huracan GT3 EVO	PRO	2	23	13	1:30.109	0.152	0.008	172.5
4	59	Teo Martín Motorsport		Martin Kodrić		Henrique Chaves		McLaren 720 s	PRO	3	27	9	1:30.425	0.468	0.316	171.9
5	96	Optimum Motorsport		Oliver Wilkinson		Jonny Adam		Aston Martin GT3 AMR MY2019	PRO	4	29	12	1:30.438	0.481	0.013	171.8
6	20	SPS Automotive Performance		Valentin Pierburg		Tom Onslow-Cole		Mercedes AMG GT3	PROAM	2	30	10	1:30.444	0.487	0.006	171.8
7	75	Rowe Racing / SunEnergy1 Racing		Kenny Habul		Thomas Jäger		Mercedes AMG GT3	PROAM	3	29	12	1:30.461	0.504	0.017	171.8
8	66	Vincenzo Sospiri Racing		Frederik Schandorff		Toumas Tujula		Lamborghini Huracan GT3 EVO	PROAM	4	31	28	1:30.503	0.546	0.042	171.7
9	3	Senkyr Motorsport		Beitske Visser		Richard Gonda		BMW M6 GT3	PROAM	5	23	5	1:30.510	0.553	0.007	171.7
10	17	Teo Martín Motorsport		Fran Rueda		Andrés Saravia		McLaren 720 s	PRO	5	28	10	1:30.510	0.553	0.000	171.7
11	10	SPS Automotive Performance		Miguel Ramos		Fabrizio Crestani		Mercedes AMG GT3	PRO	6	29	17	1:30.591	0.634	0.081	171.5
12	6	Antonelli MotorSport		Daniel Zampieri		Alessio Rovera		Mercedes AMG GT3	PRO	7	25	18	1:30.604	0.647	0.013	171.5
13	26	Lazarus Racing		Eliseo Martínez		Fabio Onidi		Lamborghini Huracan GT3	PRO	8	31	24	1:30.609	0.652	0.005	171.5
14	16	Teo Martín Motorsport		Marcelo Hahn		Allam Khodair		McLaren 720 s	PROAM	6	25	13	1:30.821	0.864	0.212	171.1
15	25	HTP Motorsport		Alexander Hrachowina		Martin Konrad		Mercedes AMG GT3	AM	1	29	9	1:30.876	0.919	0.055	171.0
16	8	Antonelli MotorSport		Giuseppe Cipriani				Mercedes AMG GT3	AM	2	29	14	1:30.885	0.928	0.009	171.0
17	77	Olimp Racing		Marcin Jedlinski		Mateusz Lisowski		Audi R8 LMS EVO	PROAM	7	25	3	1:30.912	0.955	0.027	170.9
18	19	Raton Racing by Target		Jiatong Liang		Raffaele Giammaria		Lamborghini Huracan GT3 EVO	PROAM	8	31	30	1:30.946	0.989	0.034	170.9
19	9	Antonelli MotorSport		Davide Roda				Mercedes AMG GT3	AM	3	29	11	1:31.534	1.577	0.588	169.8
20	27	Lazarus Racing		Nicola De Marco		Nicolas Pohler		Lamborghini Huracan GT3 EVO	PRO	9	27	14	1:31.665	1.708	0.131	169.5
21	5	Olimp Racing		Stanislaw Jedlinski				Mercedes AMG GT3	AM	4	28	25	1:35.341	5.384	3.676	163.0

CAR 96 TIME 1:31.693 DELETED TRACK LIMITS AT T 9
 CAR 96 TIME 1:32.210 DELETED TRACK LIMITS AT T 9
 CAR 77 TIME 1:30.764 DELETED TRACK LIMITS AT T 1
 CAR 14 TIME 1:30.427 DELETED TRACK LIMITS AT T 1
 CAR 16 TIME 1:31.356 DELETED TRACK LIMITS AT T 1
 CAR 9 TIME 1:31.693 DELETED TRACK LIMITS AT T 1
 CAR 16 TIME 1:30.787 DELETED TRACK LIMITS AT T 1
 CAR 25 TIME 1:31.081 DELETED TRACK LIMITS AT T 1
 CAR 25 TIME 1:31.435 DELETED TRACK LIMITS AT T 1
 CAR 59 TIME 1:30.556 DELETED TRACK LIMITS AT T 1
 CAR 66 TIME 1:31.094 DELETED TRACK LIMITS AT T 1 AND 9
 CAR 93 TIME 1:31.601 DELETED TRACK LIMITS AT T 9
 CAR 75 TIME 1:30.648 DELETED TRACK LIMITS AT T 9
 CAR 20 TIME 1:30.868 DELETED TRACK LIMITS AT T 1
 CAR 6 TIME 1:30.995 DELETED TRACK LIMITS AT T 9
 CAR 93 TIME 1:30.328 DELETED TRACK LIMITS AT T 9
 CAR 19 TIME 1:31.608 DELETED TRACK LIMITS AT T 9
 CAR 6 TIME 1:30.995 DELETED TRACK LIMITS AT T 9

Published at:..... Track Temp: 30.6 °C Air Temp: 21.9 °C Humidity: 53 % Track Status: DRY

Stewards: Race Director: Timekeeper:





Red Bull Ring
International GT Open
Free Practice - 2
Provisional Results



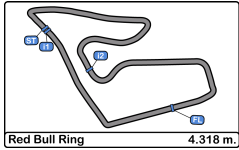
CAR 93 TIME 1:30.237 DELETED TRACK LIMITS AT T 9
 CAR 27 TIME 1:32.033 DELETED TRACK LIMITS AT T 9
 CAR 19 TIME 1:31.690 DELETED TRACK LIMITS AT T 1
 CAR 6 TIME 1:30.750 DELETED TRACK LIMITS AT T 9
 CAR 96 TIME 1:30.703 DELETED TRACK LIMITS AT T 9
 CAR 5 TIME 1:34.860 DELETED TRACK LIMITS AT T 1
 CAR 93 TIME 1:31.621 DELETED TRACK LIMITS AT T 1
 CAR 66 TIME 1:30.985 DELETED TRACK LIMITS AT T 1
 CAR 6 TIME 1:30.475 DELETED TRACK LIMITS AT T 9
 CAR 19 TIME 1:31.030 DELETED TRACK LIMITS AT T 9

Published at:.....

Track Temp: 30.6 °C Air Temp: 21.9 °C Humidity: 53 % Track Status: DRY

Stewards:	Race Director:	Timekeeper: 
------------------	-----------------------	--





Red Bull Ring
International GT Open
Free Practice - 2
Provisional Results by Class



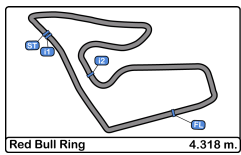
Cls	Nº	Entrant/Team	Nat	Driver 1	Nat	Status	Driver 2	Nat	Status	Vehicle	Cat	Cls	Laps	Best	Time	Gap	Interval	Km/h	
PRO																			
1	63	Emil Frey Racing	CHN	Albert Costa	ESP		Giacomo Altoè	ITA		Lamborghini Huracan GT3 EVO	PRO	1	28	10	1:29.957				172.8
2	14	Emil Frey Racing	CHN	Norbert Siedler	AUT		Mikaël Grenier	CAN		Lamborghini Huracan GT3 EVO	PRO	2	23	13	1:30.109	0.152	0.152		172.5
3	59	Teo Martín Motorsport	ESP	Martin Kodrić	HRV		Henrique Chaves	PRT		McLaren 720 s	PRO	3	27	9	1:30.425	0.468	0.316		171.9
4	96	Optimum Motorsport	GBR	Oliver Wilkinson	GBR		Jonny Adam	PRT		Aston Martin GT3 AMR MY2019	PRO	4	29	12	1:30.438	0.481	0.013		171.8
5	17	Teo Martín Motorsport	ESP	Fran Rueda	ESP		Andrés Saravia	GTM		McLaren 720 s	PRO	5	28	10	1:30.510	0.553	0.072		171.7
6	10	SPS Automotive Performance	DEU	Miguel Ramos	PRT		Fabrizio Crestani	ITA		Mercedes AMG GT3	PRO	6	29	17	1:30.591	0.634	0.081		171.5
7	6	Antonelli MotorSport	ITA	Daniel Zampieri	ITA		Alessio Rovera	ITA		Mercedes AMG GT3	PRO	7	25	18	1:30.604	0.647	0.013		171.5
8	26	Lazarus Racing	ITA	Eliseo Martínez	ESP		Fabio Onidi	ITA		Lamborghini Huracan GT3	PRO	8	31	24	1:30.609	0.652	0.005		171.5
9	27	Lazarus Racing	ITA	Nicola De Marco	ITA		Nicolas Pohler	DEU		Lamborghini Huracan GT3 EVO	PRO	9	27	14	1:31.665	1.708	1.056		169.5
PROAM																			
1	93	Spirit of Race / Tempesta Racing	GBR	Christopher Froggatt	GBR		Edward Cheever III	ITA		Ferrari 488 GT3	PROAM	1	28	15	1:30.101				172.5
2	20	SPS Automotive Performance	DEU	Valentin Pierburg	DEU		Tom Onslow-Cole	GBR		Mercedes AMG GT3	PROAM	2	30	10	1:30.444	0.343	0.343		171.8
3	75	Rowe Racing / SunEnergy1 Racing	DEU	Kenny Habul	AUS		Thomas Jäger	DEU		Mercedes AMG GT3	PROAM	3	29	12	1:30.461	0.360	0.017		171.8
4	66	Vincenzo Sospiri Racing	ITA	Frederik Schandorff	DNK		Toumas Tujula	FIN		Lamborghini Huracan GT3 EVO	PROAM	4	31	28	1:30.503	0.402	0.042		171.7
5	3	Senkyr Motorsport	CZE	Beitske Visser	NLD		Richard Gonda	SVK		BMW M6 GT3	PROAM	5	23	5	1:30.510	0.409	0.007		171.7
6	16	Teo Martín Motorsport	ESP	Marcelo Hahn	BRA		Allam Khodair	BRA		McLaren 720 s	PROAM	6	25	13	1:30.821	0.720	0.311		171.1
7	77	Olimp Racing	POL	Marcin Jedlinski	POL		Mateusz Lisowski	POL		Audi R8 LMS EVO	PROAM	7	25	3	1:30.912	0.811	0.091		170.9
8	19	Raton Racing by Target	ITA	Jiatong Liang	CHN		Raffaele Giammaria	ITA		Lamborghini Huracan GT3 EVO	PROAM	8	31	30	1:30.946	0.845	0.034		170.9
AM																			
1	25	HTP Motorsport	DEU	Alexander Hrachowina	AUT		Martin Konrad	AUT		Mercedes AMG GT3	AM	1	29	9	1:30.876				171.0
2	8	Antonelli MotorSport	ITA	Giuseppe Cipriani	ITA					Mercedes AMG GT3	AM	2	29	14	1:30.885	0.009	0.009		171.0
3	9	Antonelli MotorSport	ITA	Davide Roda	ITA					Mercedes AMG GT3	AM	3	29	11	1:31.534	0.658	0.649		169.8
4	5	Olimp Racing	POL	Stanislaw Jedlinski	POL					Mercedes AMG GT3	AM	4	28	25	1:35.341	4.465	3.807		163.0

Published at:.....

Track Temp: 30.6 °C Air Temp: 21.9 °C Humidity: 53 % Track Status: DRY

Stewards:	Race Director:	Timekeeper:
------------------	-----------------------	--------------------





Red Bull Ring
International GT Open
Free Practice - 2
Lap Analysis



3

1 Beitske Visser BMW M6 GT3
 PROAM 2 Richard Gonda Senkyr Motorsport

6

1 Daniel Zampieri Mercedes AMG GT3
 PRO 2 Alessio Rovera Antonelli MotorSport

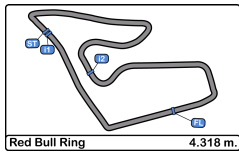
Lap D	Time	Sector 1	Sector 2	Sector 3	T. Spd	Elapsed	Lap D	Time	Sector 1	Sector 2	Sector 3	T. Spd	Elapsed
1	16:30:28.987	16:29:11.539	47.291	30.157	222.6	16:30:28.987	1	16:29:23.106 P	16:28:02.233	45.914	34.959	176.7	16:29:23.106
2	1:31.261	22.642	40.942	27.677	234.2	16:32:00.248	2	2:06.655	57.051	41.413	28.191	226.8	16:31:29.761
3	1:30.796	22.507	40.411	27.878	233.7	16:33:31.044	3	1:31.505	22.701	40.731	28.073	231.2	16:33:01.266
4	1:32.632	23.878	40.886	27.868	234.7	16:35:03.676	4	1:31.577	22.586	40.670	28.321	232.2	16:34:32.843
5	1:30.510	22.635	40.245	27.630	225.9	16:36:34.186	5	1:31.620	22.667	40.973	27.980	232.2	16:36:04.463
6	1:31.025	22.750	40.185	28.090	228.8	16:38:05.211	6	1:38.175 P	22.870	41.047	34.258	230.7	16:37:42.638
7	1:36.975 P	22.776	40.452	33.747	231.7	16:39:42.186	7	3:13.927	1:57.954	47.203	28.770	215.5	16:40:56.565
8	3:56.347	2:44.328	43.164	28.855	227.3	16:43:38.533	8	1:31.506	22.660	40.781	28.065	229.7	16:42:28.071
9	1:32.671	23.172	41.193	28.306	233.2	16:45:11.204	9	1:30.995	22.619	40.432	27.944	234.7	16:43:59.066
10	1:32.793	23.543	41.135	28.115	234.2	16:46:43.997	10	1:37.425 P	22.559	40.331	34.535	233.2	16:45:36.491
11	1:31.409	22.799	40.721	27.889	235.2	16:48:15.406	11	7:33.381	6:24.283	41.103	27.995	226.4	16:53:09.872
12	1:30.996	22.522	40.626	27.848	236.3	16:49:46.402	12	1:30.750	22.588	40.539	27.623	235.8	16:54:40.622
13	1:30.712	22.468	40.452	27.792	236.8	16:51:17.114	13	1:37.321 P	22.519	40.530	34.272	233.2	16:56:17.943
14	1:31.065	22.500	40.765	27.800	235.8	16:52:48.179	14	4:59.378	3:49.692	41.703	27.983	227.8	17:01:17.321
15	1:31.045	22.562	40.555	27.928	235.8	16:54:19.224	15	1:31.656	23.228	40.638	27.790	232.2	17:02:48.977
16	1:37.796 P	22.500	40.764	34.532	236.3	16:55:57.020	16	1:32.692	22.469	40.678	29.545	234.2	17:04:21.669
17	12:45.321	11:26.197	48.696	30.428	162.8	17:08:42.341	17	1:31.642	23.119	40.737	27.786	233.2	17:05:53.311
18	1:36.663	24.576	43.097	28.990	209.3	17:10:19.004	18	1:30.604	22.470	40.523	27.611	234.7	17:07:23.915
19	1:33.646	23.258	41.840	28.548	217.7	17:11:52.650	19	1:36.326 P	22.921	40.754	32.651	230.2	17:09:00.241
20	1:40.377	24.628	45.795	29.954	157.6	17:13:33.027	20	4:24.126	3:00.944	54.667	28.515	231.2	17:13:24.367
21	1:32.350	22.942	41.317	28.091	218.6	17:15:05.377	21	1:30.759	22.513	40.525	27.721	234.2	17:14:55.126
22	1:48.258 P	24.354	47.628	36.276	157.4	17:16:53.635	22	1:31.017	22.377	40.555	28.085	234.7	17:16:26.143
23	2:46.470 P	1:29.151	45.105	32.214	206.1	17:19:40.105	23	1:30.475	22.482	40.291	27.702	235.2	17:17:56.618
24	1:42.708	22.512	49.814	30.382	235.8	17:19:39.326	24	1:42.708	22.512	49.814	30.382	235.8	17:19:39.326
25	1:45.072 P	22.385	41.287	41.400	235.8	17:21:24.398	25	1:45.072 P	22.385	41.287	41.400	235.8	17:21:24.398

5

1 Stanislaw Jedlinski Mercedes AMG GT3
 AM 2 Olimp Racing

Lap D	Time	Sector 1	Sector 2	Sector 3	T. Spd	Elapsed
1	16:27:21.359	16:26:05.286	44.982	31.091	183.6	16:27:21.359
2	1:36.447	23.884	42.596	29.967	224.5	16:28:57.806
3	1:36.635	23.878	42.155	30.602	226.8	16:30:34.441
4	1:38.527	23.841	43.594	31.092	227.3	16:32:12.968
5	1:37.343	23.874	42.989	30.480	226.8	16:33:50.311
6	1:36.525	23.786	42.274	30.465	225.9	16:35:26.836
7	1:38.577	23.726	43.699	31.152	227.8	16:37:05.413
8	1:36.504	23.775	42.631	30.098	229.7	16:38:41.917
9	1:36.028	23.721	42.125	30.182	227.3	16:40:17.945
10	1:37.710	23.921	43.365	30.424	226.4	16:41:55.655
11	1:37.802	23.903	43.658	30.241	229.2	16:43:33.457
12	1:37.216	23.540	43.212	30.464	230.2	16:45:10.673
13	1:47.819 P	24.016	45.564	38.239	222.6	16:46:58.492
14	3:37.537	2:23.479	43.503	30.555	226.4	16:50:36.029
15	1:38.044	23.932	43.538	30.574	229.2	16:52:14.073
16	1:36.647	23.499	42.371	30.777	229.7	16:53:50.720
17	1:37.170	23.704	42.437	31.029	227.8	16:55:27.890
18	1:36.521	23.848	42.649	30.024	228.8	16:57:04.411
19	1:36.021	23.702	42.342	29.977	229.7	16:58:40.432
20	1:36.428	23.723	42.758	29.947	229.2	17:00:16.860
21	1:36.780	23.953	43.233	29.594	230.7	17:01:53.640
22	1:37.252	24.078	43.113	30.061	230.7	17:03:30.892
23	1:35.470	23.529	42.095	29.846	230.7	17:05:06.362
24	1:34.860	23.404	41.931	29.525	231.2	17:06:41.222
25	1:35.341	23.502	42.342	29.497	231.7	17:08:16.563
26	1:40.127	23.767	43.608	32.752	231.2	17:09:56.690
27	1:37.724	24.388	42.929	30.407	232.2	17:11:34.414
28	1:55.275 P	23.836	48.992	42.447	195.2	17:13:29.689





Red Bull Ring
International GT Open
Free Practice - 2
Lap Analysis



8

1 Giuseppe Cipriani

Mercedes AMG GT3

9

1 Davide Roda

Mercedes AMG GT3

AM

2

Antonelli MotorSport

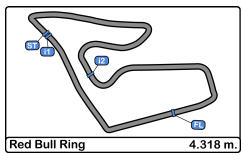
AM

2

Antonelli MotorSport

Lap	D	Time	Sector 1	Sector 2	Sector 3	T. Spd	Elapsed	Lap	D	Time	Sector 1	Sector 2	Sector 3	T. Spd	Elapsed
1		16:27:11.936	16:25:56.303	44.651	30.982	191.1	16:27:11.936	1		16:28:05.440	16:26:53.612	42.813	29.015	221.3	16:28:05.440
2		1:34.362	23.515	41.735	29.112	227.3	16:28:46.298	2		1:32.879	23.089	41.480	28.310	227.8	16:29:38.319
3		1:32.651	23.202	41.065	28.384	229.7	16:30:18.949	3		1:32.349	22.912	41.083	28.354	230.7	16:31:10.668
4		1:31.884	22.755	40.779	28.350	231.2	16:31:50.833	4		1:31.884	22.929	40.946	28.009	230.7	16:32:42.552
5		1:31.429	22.720	40.540	28.169	231.2	16:33:22.262	5		1:31.699	22.743	40.830	28.120	228.8	16:34:14.245
6		1:31.727	22.654	40.805	28.268	232.2	16:34:53.989	6		1:32.026	23.013	40.784	28.229	229.2	16:35:46.271
7		1:31.483	22.812	40.565	28.106	231.7	16:36:25.472	7		1:52.797	43.214	41.411	28.172	225.0	16:37:39.068
8		1:31.451	22.737	40.481	28.233	232.2	16:37:56.923	8		1:32.385	22.737	40.989	28.659	231.7	16:39:11.453
9		1:31.671	22.769	40.361	28.541	231.7	16:39:28.594	9		1:37.646 P	22.773	40.955	33.918	230.7	16:40:49.099
10		1:36.836 P	23.042	40.490	33.304	231.7	16:41:05.430	10		3:31.028	2:21.403	41.577	28.048	224.0	16:44:20.127
11		5:34.348	4:24.219	41.641	28.488	226.8	16:46:39.778	11		1:31.534	22.716	40.787	28.031	230.7	16:45:51.661
12		1:31.464	22.762	40.689	28.013	232.7	16:48:11.242	12		1:31.886	22.650	40.998	28.238	233.2	16:47:23.547
13		1:31.135	22.683	40.549	27.903	233.2	16:49:42.377	13		1:32.075	22.673	41.146	28.256	234.7	16:48:55.622
14		1:30.885	22.603	40.560	27.722	233.2	16:51:13.262	14		1:31.800	22.653	41.027	28.120	234.7	16:50:27.422
15		1:35.952 P	22.646	40.577	32.729	233.7	16:52:49.214	15		1:31.542	22.643	40.722	28.177	232.2	16:51:58.964
16		2:54.167	1:44.317	41.709	28.141	229.7	16:55:43.381	16		2:00.945	22.733	40.673	57.539	234.2	16:53:59.909
17		1:31.116	22.692	40.604	27.820	232.7	16:57:14.497	17		1:39.432 P	23.344	41.399	34.689	232.2	16:55:39.341
18		1:30.888	22.670	40.444	27.774	233.7	16:58:45.385	18		3:39.434	2:30.139	41.182	28.113	231.2	16:59:18.775
19		1:31.575	22.632	40.566	28.377	234.2	17:00:16.960	19		1:32.087	22.796	41.133	28.158	232.7	17:00:50.862
20		1:34.452	24.187	42.111	28.154	230.2	17:01:51.412	20		1:32.654	23.144	41.187	28.323	233.2	17:02:23.516
21		1:36.087 P	22.594	40.753	32.740	234.2	17:03:27.499	21		1:38.148 P	22.746	41.049	34.353	234.7	17:04:01.664
22		3:22.345	2:12.562	41.636	28.147	230.2	17:06:49.844	22		2:53.201	1:43.846	41.348	28.007	230.7	17:06:54.865
23		1:33.476	22.692	42.412	28.372	233.7	17:08:23.320	23		1:31.807	22.617	40.961	28.229	233.2	17:08:26.672
24		1:33.319	22.623	40.540	30.156	234.7	17:09:56.639	24		1:32.220	23.124	40.792	28.304	234.2	17:09:58.892
25		1:31.992	22.908	41.140	27.944	234.2	17:11:28.631	25		1:31.801	22.748	41.173	27.880	235.8	17:11:30.693
26		1:31.291	22.592	40.705	27.994	234.7	17:12:59.922	26		1:37.289 P	22.809	40.657	33.823	234.2	17:13:07.982
27		1:31.408	22.612	40.356	28.440	235.8	17:14:31.330	27		2:45.042	1:35.552	41.363	28.127	200.0	17:15:53.024
28		2:07.684	22.676	40.621	1:04.387	233.7	17:16:39.014	28		1:31.973	22.777	41.174	28.022	232.7	17:17:24.997
29		1:35.247	23.634	43.051	28.562	235.2	17:18:14.261	29		1:40.125 P	22.667	41.195	36.263	235.2	17:19:05.122
30			22.589	40.511		235.8									





Red Bull Ring
International GT Open
Free Practice - 2
Lap Analysis



10

1 Miguel Ramos Mercedes AMG GT3
 2 Fabrizio Crestani SPS Automotive Performance

Lap	D	Time	Sector 1	Sector 2	Sector 3	T. Spd	Elapsed
1		16:26:46.382	16:25:34.526	42.516	29.340	225.4	16:26:46.382
2		1:32.164	22.803	41.083	28.278	228.8	16:28:18.546
3		1:32.274	22.871	40.774	28.629	230.2	16:29:50.820
4		1:31.534	22.802	40.586	28.146	231.7	16:31:22.354
5		1:31.312	22.553	40.580	28.179	231.7	16:32:53.666
6		1:31.900	22.800	40.880	28.220	231.2	16:34:25.566
7		1:31.083	22.618	40.489	27.976	231.2	16:35:56.649
8		1:31.348	22.564	40.719	28.065	231.7	16:37:27.997
9		1:40.650 P	22.586	40.658	37.406	232.2	16:39:08.647
10		5:42.583	4:33.311	41.044	28.228	226.8	16:44:51.230
11		1:31.453	22.627	40.846	27.980	231.2	16:46:22.683
12		1:31.437	22.630	40.759	28.048	232.2	16:47:54.120
13		1:31.982	22.973	40.705	28.304	231.7	16:49:26.102
14		1:40.556 P	22.713	40.707	37.136	232.2	16:51:06.658
15		3:51.823	2:42.589	41.155	28.079	229.2	16:54:58.481
16		1:30.891	22.620	40.559	27.712	232.2	16:56:29.372
17		1:30.591	22.527	40.399	27.665	232.2	16:57:59.963
18		1:30.695	22.448	40.606	27.641	233.7	16:59:30.658
19		1:30.909	22.517	40.608	27.784	233.2	17:01:01.567
20		1:31.045	22.513	40.706	27.826	233.7	17:02:32.612
21		1:37.980 P	22.396	40.429	35.155	234.2	17:04:10.592
22		4:38.207	3:22.103	41.462	34.642	230.7	17:08:48.799
23		1:35.434	22.476	40.982	31.976	233.2	17:10:24.233
24		1:31.046	22.642	40.679	27.725	234.2	17:11:55.279
25		1:30.969	22.420	40.486	28.063	234.7	17:13:26.248
26		1:30.853	22.443	40.726	27.684	235.2	17:14:57.101
27		1:35.008 P	22.429	40.656	31.923	234.7	17:16:32.109
28		3:18.749	2:06.536	41.165	31.048	232.7	17:19:50.858
29		1:40.180 P	22.463	40.839	36.878	235.2	17:21:31.038

14

1 Norbert Siedler Lamborghini Huracan GT3 EVO
 2 Mikaël Grenier Emil Frey Racing

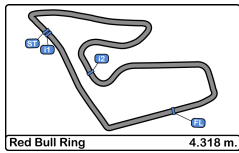
Lap	D	Time	Sector 1	Sector 2	Sector 3	T. Spd	Elapsed
1		16:26:59.333	16:25:44.743	45.432	29.158	177.6	16:26:59.333
2		1:33.033	22.835	40.526	29.672	230.7	16:28:32.366
3		1:30.923	22.583	40.430	27.910	231.2	16:30:03.289
4		1:30.431	22.627	40.251	27.553	233.2	16:31:33.720
5		1:30.427	22.537	40.173	27.717	232.7	16:33:04.147
6		1:30.494	22.591	40.255	27.648	233.7	16:34:34.641
7		1:37.726	22.534	46.692	28.500	234.2	16:36:12.367
8		1:30.307	22.480	40.170	27.657	233.2	16:37:42.674
9		1:37.547 P	22.463	40.369	34.715	233.7	16:39:20.221
10		6:45.144	5:34.563	42.424	28.157	194.9	16:46:05.365
11		1:30.732	22.659	40.439	27.634	232.7	16:47:36.097
12		1:30.596	22.615	40.385	27.596	233.7	16:49:06.693
13		1:30.109	22.485	40.160	27.464	234.2	16:50:36.802
14		1:35.126	23.260	41.098	30.768	232.2	16:52:11.928
15		1:35.132 P	22.546	40.393	32.193	234.2	16:53:47.060
16		10:02.615	8:51.653	43.049	27.913	201.1	17:03:49.675
17		1:30.858	22.697	40.466	27.695	232.7	17:05:20.533
18		1:30.474	22.465	40.404	27.605	234.7	17:06:51.007
19		1:30.401	22.607	40.284	27.510	235.2	17:08:21.408
20		1:36.216 P	22.500	40.411	33.305	234.7	17:09:57.624
21		7:53.563	6:43.301	42.090	28.172	198.8	17:17:51.187
22		1:30.434	22.597	40.279	27.558	233.7	17:19:21.621
23		1:35.477 P	22.421	40.156	32.900	235.8	17:20:57.098

16

1 Marcelo Hahn McLaren 720 s
 2 Allam Khodair Teo Martín Motorsport

Lap	D	Time	Sector 1	Sector 2	Sector 3	T. Spd	Elapsed
1		16:30:57.299	16:29:45.649	42.355	29.295	213.0	16:30:57.299
2		1:31.760	22.849	40.759	28.152	229.2	16:32:29.059
3		1:31.356	22.741	40.583	28.032	230.7	16:34:00.415
4		1:37.893 P	22.743	40.624	34.526	231.7	16:35:38.308
5		7:52.161	6:41.370	42.064	28.727	169.0	16:43:30.469
6		1:32.972	22.575	40.833	29.564	233.7	16:45:03.441
7		1:38.138 P	24.327	40.635	33.176	231.7	16:46:41.579
8		3:40.428	2:31.514	40.733	28.181	230.7	16:50:22.007
9		1:31.319	22.633	40.769	27.917	234.2	16:51:53.326
10		1:35.493 P	22.642	40.561	32.290	234.2	16:53:28.819
11		2:39.509	1:28.461	41.811	29.237	209.3	16:56:08.328
12		1:30.944	22.547	40.657	27.740	234.2	16:57:39.272
13		1:30.821	22.589	40.515	27.717	234.2	16:59:10.093
14		1:35.987 P	22.494	40.484	33.009	235.2	17:00:46.080
15		5:18.397	4:06.062	42.665	29.670	228.8	17:06:04.477
16		1:34.382	23.084	42.162	29.136	234.2	17:07:38.859
17		1:33.839	23.042	41.782	29.015	235.2	17:09:12.698
18		1:33.605	22.901	41.941	28.763	233.7	17:10:46.303
19		1:33.023	22.759	41.241	29.023	234.2	17:12:19.326
20		1:33.451	23.313	41.217	28.921	234.2	17:13:52.777
21		1:33.530	23.247	41.703	28.580	234.2	17:15:26.307
22		1:44.457	22.677	53.360	28.420	235.8	17:17:10.764
23		1:32.482	22.721	41.145	28.616	236.3	17:18:43.246
24		1:32.182	22.798	40.974	28.410	236.3	17:20:15.428
25		1:49.823 P	22.645	47.425	39.753	236.8	17:22:05.251





Red Bull Ring
International GT Open
Free Practice - 2
Lap Analysis



17

1 Fran Rueda

McLaren 720 s 19

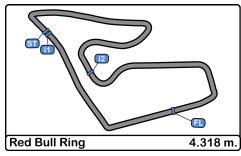
1 Jiatong Liang

Lamborghini Huracan GT3 EVO

PRO 2 Andrés Saravia Teo Martin Motorsport PROAM 2 Raffaele Giammaria Raton Racing by Target

Lap	D	Time	Sector 1	Sector 2	Sector 3	T. Spd	Elapsed	Lap	D	Time	Sector 1	Sector 2	Sector 3	T. Spd	Elapsed
1		16:30:02.052	16:28:45.374	47.403	29.275	188.8	16:30:02.052	1		16:26:47.333	16:25:35.276	42.761	29.296	222.6	16:26:47.333
2		1:33.757	24.295	41.290	28.172	172.5	16:31:35.809	2		1:33.133	23.055	41.234	28.844	228.3	16:28:20.466
3		1:31.088	22.614	40.490	27.984	233.7	16:33:06.897	3		1:32.453	22.903	40.897	28.653	228.8	16:29:52.919
4		1:30.962	22.500	40.517	27.945	234.2	16:34:37.859	4		1:32.274	23.002	40.680	28.592	228.8	16:31:25.193
5		1:30.843	22.547	40.383	27.913	234.2	16:36:08.702	5		1:32.163	22.855	40.638	28.670	230.2	16:32:57.356
6		1:34.133	22.485	40.465	31.183	235.2	16:37:42.835	6		1:31.934	22.893	40.633	28.408	230.7	16:34:29.290
7		1:34.057	23.880	41.750	28.427	227.8	16:39:16.892	7		1:31.656	22.740	40.625	28.291	230.7	16:36:00.946
8		1:31.012	22.693	40.379	27.940	233.7	16:40:47.904	8		1:31.629	22.735	40.646	28.248	231.2	16:37:32.575
9		1:30.580	22.533	40.221	27.826	233.2	16:42:18.484	9		1:46.852 P	23.698	43.544	39.610	183.6	16:39:19.427
10		1:30.510	22.511	40.205	27.794	233.7	16:43:48.994	10		2:46.077	1:34.961	42.378	28.738	225.0	16:42:05.504
11		1:35.669 P	22.485	40.235	32.949	235.2	16:45:24.663	11		1:33.961	22.914	41.712	29.335	230.7	16:43:39.465
12		4:49.805	3:39.650	41.723	28.432	228.8	16:50:14.468	12		1:33.713	22.883	40.973	29.857	232.2	16:45:13.178
13		1:33.856	22.518	40.389	30.949	235.2	16:51:48.324	13		1:31.608	22.741	40.616	28.251	233.2	16:46:44.786
14		1:30.833	22.639	40.366	27.828	234.2	16:53:19.157	14		1:31.714	22.852	40.571	28.291	233.7	16:48:16.500
15		1:30.938	22.638	40.399	27.901	234.7	16:54:50.095	15		1:31.690	22.663	40.760	28.267	233.7	16:49:48.190
16		1:44.346 P	23.752	43.434	37.160	201.4	16:56:34.441	16		1:41.034 P	23.059	42.184	35.791	232.2	16:51:29.224
17		5:36.847	4:27.087	41.373	28.387	230.2	17:02:11.288	17		3:04.733	1:53.011	42.944	28.778	216.8	16:54:33.957
18		1:31.230	22.630	40.469	28.131	234.2	17:03:42.518	18		1:31.941	22.795	40.765	28.381	230.2	16:56:05.898
19		1:31.219	22.566	40.442	28.211	235.8	17:05:13.737	19		1:34.534	22.787	41.640	30.107	229.7	16:57:40.432
20		1:38.765 P	22.540	40.827	35.398	235.2	17:06:52.502	20		1:31.810	22.829	40.743	28.238	231.7	16:59:12.242
21		4:25.092	3:16.015	40.964	28.113	230.2	17:11:17.594	21		1:37.940 P	22.785	40.738	34.417	231.7	17:00:50.182
22		1:31.343	22.541	40.752	28.050	235.2	17:12:48.937	22		3:46.035	2:36.636	40.977	28.422	225.9	17:04:36.217
23		1:31.263	22.531	40.776	27.956	236.8	17:14:20.200	23		1:31.525	22.645	40.930	27.950	231.7	17:06:07.742
24		1:30.858	22.442	40.516	27.900	236.3	17:15:51.058	24		1:31.312	22.640	40.604	28.068	232.2	17:07:39.054
25		1:30.847	22.570	40.404	27.873	236.3	17:17:21.905	25		1:40.159	23.082	47.106	29.971	232.2	17:09:19.213
26		1:30.985	22.471	40.584	27.930	236.3	17:18:52.890	26		1:37.532 P	22.711	40.714	34.107	230.7	17:10:56.745
27		1:30.958	22.506	40.459	27.993	236.8	17:20:23.848	27		4:25.800	3:15.790	42.058	27.952	227.8	17:15:22.545
28		1:49.469 P	22.986	44.521	41.962	196.7	17:22:13.317	28		1:31.292	22.643	40.767	27.882	232.2	17:16:53.837
29		1:31.030						29		1:31.030	22.527	40.482	28.021	232.7	17:18:24.867
30		1:30.946						30		1:30.946	22.654	40.419	27.873	232.2	17:19:55.813
31		1:41.818 P						31		1:41.818 P	22.717	42.396	36.705	233.2	17:21:37.631





Red Bull Ring
International GT Open
Free Practice - 2
Lap Analysis



20

1 Valentin Pierburg Mercedes AMG GT3

25

1 Alexander Hrachowina Mercedes AMG GT3

PROAM

2 Tom Onslow-Cole

SPS Automotive Performance

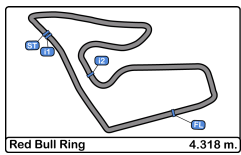
AM

2 Martin Konrad

HTP Motorsport

Lap	D	Time	Sector 1	Sector 2	Sector 3	T. Spd	Elapsed	Lap	D	Time	Sector 1	Sector 2	Sector 3	T. Spd	Elapsed
1		16:26:37.832	16:25:27.754	41.707	28.371	225.9	16:26:37.832	1		16:26:53.713	16:25:31.588	44.980	37.145	175.6	16:26:53.713
2		1:32.696	23.393	40.958	28.345	227.8	16:28:10.528	2		1:32.675	23.291	41.164	28.220	228.3	16:28:26.388
3		1:31.741	23.057	40.676	28.008	229.7	16:29:42.269	3		1:42.857 P	22.757	41.378	38.722	230.7	16:30:09.245
4		1:31.285	22.581	40.811	27.893	233.2	16:31:13.554	4		4:34.753	3:21.804	44.560	28.389	186.2	16:34:43.998
5		1:30.882	22.520	40.403	27.959	233.7	16:32:44.436	5		4:34.084	22.726	40.527	27.828	231.7	16:36:15.079
6		1:35.801 P	22.568	40.503	32.730	232.2	16:34:20.237	6		1:30.913	22.559	40.461	27.893	233.2	16:37:45.992
7		3:56.872	2:45.684	41.419	29.769	229.7	16:38:17.109	7		4:34.435	22.875	40.451	28.109	233.2	16:39:17.427
8		1:31.866	23.153	40.734	27.979	229.7	16:39:48.975	8		1:31.047	22.549	40.550	27.948	234.2	16:40:48.474
9		1:30.909	22.605	40.398	27.906	232.2	16:41:19.884	9		1:30.876	22.745	40.319	27.812	233.2	16:42:19.350
10		1:30.444	22.467	40.246	27.731	232.2	16:42:50.328	10		1:35.871 P	22.600	40.311	32.960	233.7	16:43:55.221
11		1:30.868	22.439	40.486	27.943	234.2	16:44:21.196	11		5:00.092	3:50.148	41.064	28.880	229.7	16:48:55.313
12		1:35.579 P	22.489	40.490	32.600	235.2	16:45:56.775	12		1:33.909	24.210	41.020	28.679	234.7	16:50:29.222
13		4:12.910	3:02.677	41.900	28.333	229.2	16:50:09.685	13		1:33.608	22.664	41.505	29.439	232.7	16:52:02.830
14		1:30.654	22.437	40.435	27.782	233.7	16:51:40.339	14		1:33.997	22.822	40.722	30.453	234.2	16:53:36.827
15		1:30.939	22.477	40.369	28.093	234.2	16:53:11.278	15		1:32.309	22.800	40.916	28.593	234.2	16:55:09.136
16		1:36.016 P	22.461	40.404	33.151	234.2	16:54:47.294	16		1:31.839	22.814	40.653	28.372	233.2	16:56:40.975
17		3:15.508	2:05.196	42.234	28.078	178.8	16:58:02.802	17		1:32.033	22.791	40.763	28.479	234.2	16:58:13.008
18		1:31.322	22.777	40.623	27.922	232.2	16:59:34.124	18		1:40.091 P	22.751	40.689	36.651	234.2	16:59:53.099
19		1:30.806	22.486	40.584	27.736	233.7	17:01:04.930	19		2:50.332	1:40.181	41.721	28.430	216.8	17:02:43.431
20		1:34.710 P	22.460	40.383	31.867	233.7	17:02:39.640	20		1:32.159	22.915	40.830	28.414	234.7	17:04:15.590
21		4:29.055	3:17.709	42.299	29.047	229.2	17:07:08.695	21		1:32.232	22.812	40.950	28.470	235.2	17:05:47.822
22		1:33.937	23.259	41.875	28.803	232.7	17:08:42.632	22		1:40.639 P	22.678	41.429	36.532	235.8	17:07:28.461
23		1:33.177	23.059	41.428	28.690	232.7	17:10:15.809	23		5:28.669	4:18.715	41.411	28.543	230.2	17:12:57.130
24		1:32.632	23.027	41.133	28.472	232.2	17:11:48.441	24		1:32.122	22.657	41.066	28.399	235.2	17:14:29.252
25		1:32.569	22.869	41.102	28.598	232.7	17:13:21.010	25		1:31.894	22.575	40.739	28.580	235.2	17:16:01.146
26		1:32.474	22.914	41.170	28.390	233.7	17:14:53.484	26		1:32.260	22.799	41.026	28.435	235.2	17:17:33.406
27		1:32.541	22.837	40.986	28.718	233.7	17:16:26.025	27		1:32.129	22.944	40.767	28.418	235.2	17:19:05.535
28		1:33.549	23.556	41.425	28.568	235.8	17:17:59.574	28		1:31.846	22.716	40.632	28.498	235.8	17:20:37.381
29		1:32.316	22.927	40.895	28.494	234.2	17:19:31.890	29		1:52.879 P	25.783	45.268	41.828	196.7	17:22:30.260
30		1:42.687 P	22.785	40.927	38.975	234.7	17:21:14.577								





Red Bull Ring
International GT Open
Free Practice - 2
Lap Analysis



26

1 Eliseo Martinez

Lamborghini Huracan GT3

27

1 Nicola De Marco

Lamborghini Huracan GT3 EVO

PRO

2 Fabio Onidi

Lazarus Racing

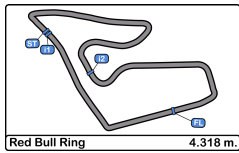
PRO

2 Nicolas Pohler

Lazarus Racing

Lap	D	Time	Sector 1	Sector 2	Sector 3	T. Spd	Elapsed	Lap	D	Time	Sector 1	Sector 2	Sector 3	T. Spd	Elapsed
1		16:26:47.810	16:25:36.212	42.480	29.118	222.2	16:26:47.810	1		16:27:42.437	16:26:28.427	43.948	30.062	220.4	16:27:42.437
2		1:32.971	22.887	41.602	28.482	234.2	16:28:20.781	2		1:34.137	23.339	41.805	28.993	227.3	16:29:16.574
3		1:36.542 P	22.975	41.131	32.436	234.2	16:29:57.323	3		1:33.081	23.174	41.377	28.530	228.8	16:30:49.655
4		2:59.210	1:48.915	41.226	29.069	229.2	16:32:56.533	4		1:32.404	23.139	40.919	28.346	229.2	16:32:22.059
5		1:30.964	22.749	40.499	27.716	234.2	16:34:27.497	5		1:32.519	23.012	40.999	28.508	229.7	16:33:54.578
6		1:30.777	22.582	40.292	27.903	235.2	16:35:58.274	6		1:38.688 P	22.930	41.291	34.467	230.7	16:35:33.266
7		1:31.145	22.523	40.392	28.230	237.8	16:37:29.419	7		4:24.016	3:13.086	41.783	29.147	226.4	16:39:57.282
8		1:40.831 P	22.500	40.297	38.034	235.2	16:39:10.250	8		1:32.132	22.919	40.905	28.308	230.2	16:41:29.414
9		4:17.586	3:06.633	42.406	28.547	226.8	16:43:27.836	9		1:31.830	22.912	40.771	28.147	229.7	16:43:01.244
10		1:31.550	22.751	40.850	27.949	237.8	16:44:59.386	10		1:39.197 P	22.853	40.777	35.567	230.7	16:44:40.441
11		1:30.834	22.481	40.571	27.782	238.9	16:46:30.220	11		3:16.422	2:06.696	41.425	28.301	229.2	16:47:56.863
12		1:32.488	22.382	40.235	29.871	236.8	16:48:02.708	12		4:32.033	22.727	41.098	28.208	233.7	16:49:28.896
13		1:33.933	23.449	41.965	28.519	236.3	16:49:36.641	13		1:31.967	22.815	41.111	28.041	232.7	16:51:00.863
14		1:30.785	22.481	40.437	27.867	233.7	16:51:07.426	14		1:31.665	22.885	40.734	28.046	231.7	16:52:32.528
15		1:38.104 P	22.778	41.656	33.670	235.8	16:52:45.530	15		1:37.660 P	22.813	41.203	33.644	231.7	16:54:10.188
16		3:03.478	1:52.259	42.024	29.195	230.2	16:55:49.008	16		5:53.409	4:42.759	42.212	28.438	192.1	17:00:03.597
17		1:31.231	22.657	40.582	27.992	237.3	16:57:20.239	17		1:32.723	23.038	41.506	28.179	231.7	17:01:36.320
18		1:30.716	22.460	40.390	27.866	236.3	16:58:50.955	18		1:32.080	22.869	41.045	28.166	231.7	17:03:08.400
19		1:31.278	22.680	40.575	28.023	235.2	17:00:22.233	19		1:32.452	22.822	41.280	28.350	232.7	17:04:40.852
20		1:31.403	22.467	40.414	28.522	234.2	17:01:53.636	20		1:39.463 P	22.708	41.127	35.628	232.7	17:06:20.315
21		1:35.288	24.360	42.146	28.782	232.7	17:03:28.924	21		3:37.607	2:28.006	41.493	28.108	229.7	17:09:57.922
22		1:31.112	22.637	40.633	27.842	236.3	17:05:00.036	22		1:39.691	23.812	44.575	31.304	231.7	17:11:37.613
23		1:30.694	22.446	40.627	27.621	236.8	17:06:30.730	23		1:32.641	22.971	41.577	28.093	233.2	17:13:10.254
24		1:30.609	22.441	40.473	27.695	237.3	17:08:01.339	24		1:39.440 P	22.805	41.022	35.613	234.7	17:14:49.694
25		1:36.073 P	22.573	40.240	33.260	234.2	17:09:37.412	25		3:06.232	1:56.065	41.682	28.485	229.7	17:17:55.926
26		3:51.867	2:40.708	42.671	28.488	203.7	17:13:29.279	26		1:32.223	22.723	41.028	28.472	234.2	17:19:28.149
27		1:30.804	22.655	40.349	27.800	236.3	17:15:00.083	27		1:45.014 P	22.700	40.697	41.617	235.2	17:21:13.163
28		1:31.787	22.637	41.039	28.111	238.9	17:16:31.870								
29		1:30.908	22.711	40.475	27.722	236.8	17:18:02.778								
30		1:30.622	22.571	40.431	27.620	238.4	17:19:33.400								
31		1:43.286 P	22.395	40.402	40.489	241.0	17:21:16.686								





Red Bull Ring
International GT Open
Free Practice - 2
Lap Analysis



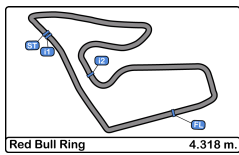
59

1 Martin Kodrić
 McLaren 720 s
 63

1 Albert Costa
 Lamborghini Huracan GT3 EVO

PRO							PRO								
Lap	D	Time	Sector 1	Sector 2	Sector 3	T. Spd	Elapsed	Lap	D	Time	Sector 1	Sector 2	Sector 3	T. Spd	Elapsed
1		16:31:45.155	16:30:32.082	43.891	29.182	188.8	16:31:45.155	1		16:30:35.790	16:29:22.654	44.830	28.306	225.0	16:30:35.790
2		1:32.078	22.685	41.132	28.261	231.7	16:33:17.233	2		1:31.516	22.750	40.761	28.005	230.2	16:32:07.306
3		1:30.787	22.490	40.543	27.754	233.7	16:34:48.020	3		1:30.466	22.723	40.133	27.610	232.2	16:33:37.772
4		1:30.624	22.451	40.382	27.791	234.7	16:36:18.644	4		1:30.135	22.485	40.077	27.573	232.2	16:35:07.907
5		1:30.681	22.436	40.330	27.915	234.7	16:37:49.325	5		1:30.091	22.490	40.051	27.550	232.7	16:36:37.998
6		1:30.556	22.308	40.343	27.905	235.8	16:39:19.881	6		1:30.222	22.543	40.041	27.638	233.2	16:38:08.220
7		1:34.366	22.348	42.345	29.673	236.8	16:40:54.247	7		1:30.161	22.531	40.067	27.563	232.7	16:39:38.381
8		1:30.603	22.396	40.436	27.771	234.2	16:42:24.850	8		1:30.069	22.548	39.848	27.673	232.7	16:41:08.450
9		1:30.425	22.318	40.305	27.802	235.2	16:43:55.275	9		1:31.290	22.691	40.628	27.971	232.2	16:42:39.740
10		1:36.761 P	22.316	41.388	33.057	234.2	16:45:32.036	10		1:29.957	22.551	39.934	27.472	233.2	16:44:09.697
11		4:00.285	2:45.682	46.017	28.586	202.6	16:49:32.321	11		1:34.714 P	22.558	39.906	32.250	234.2	16:45:44.411
12		1:30.714	22.374	40.475	27.865	235.8	16:51:03.035	12		9:42.477	8:31.375	41.332	29.770	227.3	16:55:26.888
13		1:33.270	22.480	41.899	28.891	235.8	16:52:36.305	13		1:31.792	22.899	40.802	28.091	230.7	16:56:58.680
14		1:30.740	22.521	40.451	27.768	235.8	16:54:07.045	14		1:31.447	22.849	40.732	27.866	231.7	16:58:30.127
15		1:48.744 P	22.887	46.783	39.074	175.6	16:55:55.789	15		1:31.005	22.553	40.677	27.775	233.7	17:00:01.132
16		3:43.535	2:33.968	41.179	28.388	231.7	16:59:39.324	16		1:30.890	22.615	40.626	27.649	233.2	17:01:32.022
17		1:31.188	22.714	40.681	27.793	234.7	17:01:10.512	17		1:30.949	22.551	40.625	27.773	234.2	17:03:02.971
18		1:30.897	22.499	40.457	27.941	235.8	17:02:41.409	18		1:31.044	22.599	40.638	27.807	233.7	17:04:34.015
19		1:30.888	22.458	40.590	27.840	236.3	17:04:12.297	19		1:30.878	22.601	40.489	27.788	234.7	17:06:04.893
20		1:30.610	22.410	40.478	27.722	236.8	17:05:42.907	20		1:31.360	22.851	40.691	27.818	233.7	17:07:36.253
21		1:30.726	22.432	40.542	27.752	237.3	17:07:13.633	21		1:31.003	22.675	40.537	27.791	235.8	17:09:07.256
22		1:35.279 P	22.470	40.539	32.270	237.3	17:08:48.912	22		1:30.914	22.639	40.487	27.788	234.2	17:10:38.170
23		2:52.268	1:35.841	46.148	30.279	233.7	17:11:41.180	23		1:30.860	22.685	40.417	27.758	234.2	17:12:09.030
24		1:31.035	22.427	40.697	27.911	237.8	17:13:12.215	24		1:31.020	22.661	40.499	27.860	234.7	17:13:40.050
25		1:43.530 P	22.443	43.526	37.561	237.3	17:14:55.745	25		1:31.014	22.513	40.603	27.898	235.2	17:15:11.064
26		5:26.520	4:12.805	43.981	29.734	194.9	17:20:22.265	26		1:31.084	22.580	40.766	27.738	235.8	17:16:42.148
27		1:45.132 P	22.824	41.246	41.062	236.8	17:22:07.397	27		1:30.914	22.455	40.530	27.929	233.7	17:18:13.062
								28		1:36.142 P	22.645	40.631	32.866	236.3	17:19:49.204





Red Bull Ring
International GT Open
Free Practice - 2
Lap Analysis



66

1 Frederik Schandorff Lamborghini Huracan GT3 EVO

75

1 Kenny Habul Mercedes AMG GT3

PROAM

2 Toumas Tujula

Vincenzo Sospiri Racing

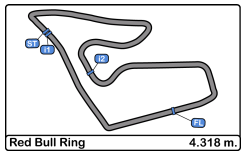
PROAM

2 Thomas Jäger

Rowe Racing / SunEnergy1 Racing

Lap	D	Time	Sector 1	Sector 2	Sector 3	T. Spd	Elapsed	Lap	D	Time	Sector 1	Sector 2	Sector 3	T. Spd	Elapsed
1		16:27:48.475	16:26:37.773	42.204	28.498	224.0	16:27:48.475	1		16:27:16.574	16:26:05.007	42.488	29.079	222.2	16:27:16.574
2		1:32.402	23.122	41.139	28.141	230.2	16:29:20.877	2		1:35.494	22.972	41.039	31.483	228.3	16:28:52.068
3		1:31.299	22.675	40.774	27.850	232.7	16:30:52.176	3		1:31.518	22.814	40.668	28.036	229.7	16:30:23.586
4		1:31.284	22.601	40.661	28.022	233.2	16:32:23.460	4		1:30.811	22.647	40.361	27.803	231.2	16:31:54.397
5		1:34.031	22.737	40.749	30.545	233.7	16:33:57.491	5		1:38.609 P	22.585	41.457	34.567	231.7	16:33:33.006
6		1:30.925	22.598	40.500	27.827	233.7	16:35:28.416	6		4:41.432	3:31.571	41.564	28.297	227.8	16:38:14.438
7		1:32.147	22.623	41.498	28.026	234.2	16:37:00.563	7		1:31.089	22.692	40.369	28.028	230.2	16:39:45.527
8		1:31.107	22.736	40.554	27.817	233.2	16:38:31.670	8		1:30.702	22.655	40.270	27.777	230.7	16:41:16.229
9		1:31.094	22.782	40.555	27.757	232.7	16:40:02.764	9		1:30.648	22.613	40.288	27.747	230.2	16:42:46.877
10		1:31.099	22.700	40.415	27.984	232.7	16:41:33.863	10		1:36.766 P	22.673	40.669	33.424	231.2	16:44:23.643
11		1:30.929	22.604	40.597	27.728	233.2	16:43:04.792	11		3:50.223	2:41.459	40.709	28.055	230.2	16:48:13.866
12		1:30.889	22.681	40.415	27.793	233.7	16:44:35.681	12		1:30.461	22.435	40.358	27.668	233.2	16:49:44.327
13		1:30.512	22.682	40.158	27.672	234.2	16:46:06.193	13		1:30.613	22.484	40.357	27.772	234.2	16:51:14.940
14		1:37.004 P	22.570	40.515	33.919	236.3	16:47:43.197	14		1:35.763 P	22.626	40.419	32.718	233.2	16:52:50.703
15		4:00.357	2:49.887	40.775	29.695	229.7	16:51:43.554	15		2:51.212 P	1:37.254	40.832	33.126	231.2	16:55:41.915
16		1:31.165	22.564	40.896	27.705	235.2	16:53:14.719	16		3:33.709	2:21.811	41.902	29.996	217.7	16:59:15.624
17		1:30.843	22.577	40.302	27.964	234.7	16:54:45.562	17		1:32.430	22.952	41.359	28.119	231.2	17:00:48.054
18		1:39.689 P	22.650	40.391	36.648	234.2	16:56:25.251	18		1:32.444	22.768	41.404	28.272	231.7	17:02:20.498
19		5:20.867	4:10.309	42.140	28.418	228.8	17:01:46.118	19		1:32.033	22.797	41.056	28.180	231.7	17:03:52.531
20		1:34.130	22.730	41.419	29.981	234.2	17:03:20.248	20		1:32.192	22.801	40.892	28.499	232.7	17:05:24.723
21		1:31.564	22.857	40.801	27.906	233.7	17:04:51.812	21		1:35.876 P	22.710	41.102	32.064	233.7	17:07:00.599
22		1:31.011	22.600	40.616	27.795	234.7	17:06:22.823	22		3:02.847	1:53.561	41.324	27.962	230.7	17:10:03.446
23		1:30.985	22.542	40.650	27.793	235.8	17:07:53.808	23		1:31.925	22.726	40.983	28.216	233.2	17:11:35.371
24		1:36.708 P	22.584	40.739	33.385	235.8	17:09:30.516	24		1:31.799	22.664	41.236	27.899	233.7	17:13:07.170
25		3:21.680	2:12.660	41.000	28.020	230.7	17:12:52.196	25		1:31.863	22.867	41.066	27.930	232.2	17:14:39.033
26		1:31.133	22.510	40.789	27.834	235.8	17:14:23.329	26		1:43.667 P	22.794	40.779	40.094	233.2	17:16:22.700
27		1:32.457	22.739	40.654	29.064	235.2	17:15:55.786	27		2:53.843	1:44.264	41.487	28.092	230.7	17:19:16.543
28		1:30.503	22.632	40.276	27.595	235.2	17:17:26.289	28		1:31.227	22.734	40.651	27.842	233.7	17:20:47.770
29		1:36.705	22.434	43.764	30.507	237.3	17:19:02.994	29		2:04.739 P	29.127	51.549	44.063	142.2	17:22:52.509
30		1:30.722	22.582	40.384	27.756	235.2	17:20:33.716								
31		1:41.189 P	22.724	41.221	37.244	219.9	17:22:14.905								





Red Bull Ring
International GT Open
Free Practice - 2
Lap Analysis



77

1 Marcin Jedlinski

Audi R8 LMS EVO

93

1 Christopher Froggatt

Ferrari 488 GT3

PROAM

2 Mateusz Lisowski

Olimp Racing

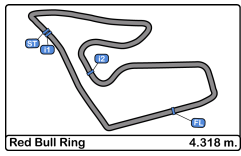
PROAM

2 Edward Cheever III

Spirit of Race / Tempesta Racing

Lap	D	Time	Sector 1	Sector 2	Sector 3	T. Spd	Elapsed	Lap	D	Time	Sector 1	Sector 2	Sector 3	T. Spd	Elapsed
1		16:29:27.732	16:28:19.099	40.533	28.100	227.3	16:29:27.732	1		16:27:30.581	16:26:16.980	44.094	29.507	187.8	16:27:30.581
2		1:30.764	22.827	40.308	27.629	230.2	16:30:58.496	2		1:34.676	23.575	42.471	28.630	214.7	16:29:05.257
3		1:30.912	22.965	40.275	27.672	218.6	16:32:29.408	3		1:32.600	22.796	41.379	28.425	230.2	16:30:37.857
4		1:31.182	22.886	40.516	27.780	232.2	16:34:00.590	4		1:41.823 P	22.570	42.313	36.940	234.7	16:32:19.680
5		1:31.136	22.941	40.516	27.679	233.2	16:35:31.726	5		6:29.196	5:11.055	49.797	28.344	221.7	16:38:48.876
6		1:31.004	22.983	40.271	27.750	208.4	16:37:02.730	6		1:31.721	22.629	41.033	28.059	232.7	16:40:20.597
7		1:31.005	22.687	40.321	27.997	232.2	16:38:33.735	7		1:31.604	22.822	40.868	27.911	232.7	16:41:52.198
8		1:34.737 P	22.848	40.230	31.659	206.5	16:40:08.472	8		1:30.513	22.541	40.188	27.784	233.7	16:43:22.711
9		5:38.214	4:28.067	41.428	28.719	226.8	16:45:46.686	9		1:30.328	22.386	40.253	27.689	233.2	16:44:53.039
10		1:33.427	23.831	41.133	28.463	228.8	16:47:20.113	10		1:30.237	22.362	40.156	27.719	235.8	16:46:23.276
11		1:32.074	23.082	40.816	28.176	230.7	16:48:52.187	11		1:38.804 P	22.395	41.766	34.643	219.5	16:48:02.080
12		1:32.184	22.848	41.211	28.125	233.7	16:50:24.371	12		4:05.983	2:49.255	49.072	27.656	219.9	16:52:08.063
13		1:31.872	22.708	40.772	28.392	232.7	16:51:56.243	13		1:30.152	22.355	40.209	27.588	237.3	16:53:38.215
14		1:31.709	22.764	40.752	28.193	232.7	16:53:27.952	14		1:35.745	22.303	45.772	27.670	237.8	16:55:13.960
15		1:36.370	23.123	44.436	28.811	232.2	16:55:04.322	15		1:30.101	22.329	40.035	27.737	236.8	16:56:44.061
16		1:31.732	22.785	40.847	28.100	232.2	16:56:36.054	16		1:36.238 P	22.349	40.234	33.655	236.8	16:58:20.299
17		1:31.715	22.722	40.707	28.286	231.7	16:58:07.769	17		4:55.328	3:45.523	41.610	28.195	229.7	17:03:15.627
18		1:37.718 P	22.756	41.917	33.045	224.5	16:59:45.487	18		1:32.315	22.629	41.337	28.349	235.8	17:04:47.942
19		2:39.520 P	1:27.338	40.580	31.602	231.2	17:02:25.007	19		1:31.261	22.333	41.102	27.826	236.8	17:06:19.203
20		2:50.615 P	1:32.703	42.496	35.416	230.2	17:05:15.622	20		1:31.624	22.174	40.999	28.448	238.4	17:07:50.824
21		2:36.917 P	1:24.976	40.954	30.987	232.2	17:07:52.539	21		1:31.799	22.595	40.920	28.284	237.3	17:09:22.623
22		2:43.359 P	1:26.407	41.828	35.124	218.6	17:10:35.898	22		1:31.079	22.572	40.725	27.782	236.3	17:10:53.702
23		2:38.799 P	1:27.007	40.519	31.273	232.7	17:13:14.697	23		1:30.787	22.367	40.695	27.725	236.8	17:12:24.489
24		2:49.446 P	1:31.724	42.468	35.254	183.3	17:16:04.143	24		1:30.588	22.333	40.531	27.724	237.8	17:13:55.077
25		2:43.236 P	1:27.822	40.968	34.446	230.2	17:18:47.379	25		1:34.847	22.308	42.258	30.281	237.3	17:15:29.924
								26		1:38.910 P	22.405	40.676	35.829	235.2	17:17:08.834
								27		2:34.573	1:26.106	40.822	27.645	230.2	17:19:43.407
								28		1:43.953 P	22.245	40.272	41.436	237.8	17:21:27.360





Red Bull Ring
International GT Open
Free Practice - 2
Lap Analysis



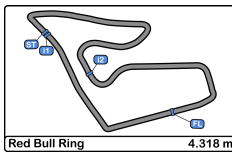
96

1 Oliver Wilkinson Aston Martin GT3 AMR MY2019

PRO 2 Jonny Adam Optimum Motorsport

Lap	D	Time	Sector 1	Sector 2	Sector 3	T. Spd	Elapsed
1		16:26:36.798	16:25:26.854	41.571	28.373	223.1	16:26:36.798
2		1:32.210	22.936	40.994	28.280	229.2	16:28:09.008
3		1:31.699	22.653	40.968	28.072	231.2	16:29:40.701
4		1:31.072	22.557	40.585	27.930	233.7	16:31:11.773
5		1:34.376	22.609	40.907	30.860	233.7	16:32:46.149
6		1:31.078	22.657	40.606	27.815	233.2	16:34:17.227
7		1:35.945 P	22.513	40.616	32.816	233.7	16:35:53.172
8		2:43.934	1:34.996	40.913	28.025	230.2	16:38:37.106
9		1:31.644	22.712	40.853	28.079	233.2	16:40:08.750
10		1:30.731	22.552	40.420	27.759	233.2	16:41:39.481
11		1:30.660	22.480	40.329	27.851	233.2	16:43:10.141
12		1:30.438	22.399	40.186	27.853	234.7	16:44:40.579
13		1:36.025 P	22.559	40.727	32.739	234.7	16:46:16.604
14		9:15.303	8:06.178	41.101	28.024	226.8	16:55:31.907
15		1:32.281	22.579	40.536	29.166	232.7	16:57:04.188
16		1:30.709	22.495	40.529	27.679	234.2	16:58:34.891
17		1:30.967	22.567	40.487	27.913	234.7	17:00:05.858
18		1:33.029	22.474	40.407	30.148	236.3	17:01:38.887
19		1:37.543 P	22.403	40.603	34.537	235.8	17:03:16.430
20		2:12.009 P	57.141	41.286	33.582	233.2	17:05:28.439
21		3:09.614	1:59.786	41.727	28.101	231.7	17:08:38.053
22		1:32.612	22.872	41.081	28.659	235.8	17:10:10.665
23		1:31.590	22.667	40.663	28.260	234.7	17:11:42.255
24		1:37.465 P	22.699	41.673	33.093	236.3	17:13:19.720
25		1:47.102	38.384	40.736	27.982	233.7	17:15:06.822
26		1:31.783	22.535	41.062	28.186	236.8	17:16:38.605
27		1:30.994	22.356	40.469	28.169	237.3	17:18:09.599
28		1:44.566 P	27.011	42.312	35.243	161.6	17:19:54.165
29		2:03.330 P	38.146	45.984	39.200	234.2	17:21:57.495



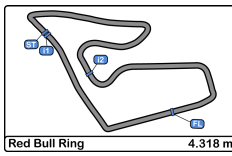


Red Bull Ring
International GT Open
Free Practice - 2
Best Sectors Results



Sector - 1				Sector - 2				Sector - 3				Ideal Lap vs Best Lap				
Clas	Nº	Driver	Time	Nº	Driver	Time	Nº	Driver	Time	Clas	Nº	Driver	Ideal Lap	Best Lap	Clas	
1	93	Froggatt - Cheever III	22.174	63	Costa - Altoè	39.848	14	Siedler - Grenier	27.464	1	63	Costa - Altoè	1:29.775	1:29.957	1	
2	59	Kodrić - Chaves	22.308	93	Froggatt - Cheever III	40.035	63	Costa - Altoè	27.472	2	93	Froggatt - Cheever III	1:29.797	1:30.101	2	
3	96	Wilkinson - Adam	22.356	14	Siedler - Grenier	40.156	93	Froggatt - Cheever III	27.588	3	14	Siedler - Grenier	1:30.041	1:30.109	3	
4	6	Zampieri - Rovera	22.377	66	Schandorff - Tujula	40.158	66	Schandorff - Tujula	27.595	4	66	Schandorff - Tujula	1:30.187	1:30.503	8	
5	26	Martínez - Onidi	22.382	3	Visser - Gonda	40.185	6	Zampieri - Rovera	27.611	5	96	Wilkinson - Adam	1:30.221	1:30.438	5	
6	10	Ramos - Crestani	22.396	96	Wilkinson - Adam	40.186	26	Martínez - Onidi	27.620	6	26	Martínez - Onidi	1:30.237	1:30.609	13	
7	14	Siedler - Grenier	22.421	17	Rueda - Saravia	40.205	77	Jedlinski - Lisowski	27.629	7	6	Zampieri - Rovera	1:30.279	1:30.604	12	
8	66	Schandorff - Tujula	22.434	77	Jedlinski - Lisowski	40.230	3	Visser - Gonda	27.630	8	3	Visser - Gonda	1:30.283	1:30.510	9	
9	75	Habul - Jäger	22.435	26	Martínez - Onidi	40.235	10	Ramos - Crestani	27.641	9	59	Kodrić - Chaves	1:30.335	1:30.425	4	
10	20	Pierburg - Onslow-Cole	22.437	20	Pierburg - Onslow-Cole	40.246	75	Habul - Jäger	27.668	10	75	Habul - Jäger	1:30.373	1:30.461	7	
11	17	Rueda - Saravia	22.442	75	Habul - Jäger	40.270	96	Wilkinson - Adam	27.679	11	20	Pierburg - Onslow-Cole	1:30.414	1:30.444	6	
12	63	Costa - Altoè	22.455	6	Zampieri - Rovera	40.291	16	Hahn - Khodair	27.717	12	10	Ramos - Crestani	1:30.436	1:30.591	11	
13	3	Visser - Gonda	22.468	59	Kodrić - Chaves	40.305	59	Kodrić - Chaves	27.722	13	17	Rueda - Saravia	1:30.441	1:30.510	10	
14	16	Hahn - Khodair	22.494	25	Hrachowina - Konrad	40.311	8	Giuseppe Cipriani	27.722	14	77	Jedlinski - Lisowski	1:30.546	1:30.912	17	
15	19	Liang - Giammaria	22.527	8	Giuseppe Cipriani	40.356	20	Pierburg - Onslow-Cole	27.731	15	8	Giuseppe Cipriani	1:30.667	1:30.885	16	
16	25	Hrachowina - Konrad	22.549	10	Ramos - Crestani	40.399	17	Rueda - Saravia	27.794	16	25	Hrachowina - Konrad	1:30.672	1:30.876	15	
17	8	Giuseppe Cipriani	22.589	19	Liang - Giammaria	40.419	25	Hrachowina - Konrad	27.812	17	16	Hahn - Khodair	1:30.695	1:30.821	14	
18	9	Davide Roda	22.617	16	Hahn - Khodair	40.484	19	Liang - Giammaria	27.873	18	19	Liang - Giammaria	1:30.819	1:30.946	18	
19	77	Jedlinski - Lisowski	22.687	9	Davide Roda	40.657	9	Davide Roda	27.880	19	9	Davide Roda	1:31.154	1:31.534	19	
20	27	De Marco - Pohler	22.700	27	De Marco - Pohler	40.697	27	De Marco - Pohler	28.041	20	27	De Marco - Pohler	1:31.438	1:31.665	20	
21	5	Stanislaw Jedlinski	23.404	5	Stanislaw Jedlinski	41.931	5	Stanislaw Jedlinski	29.497	21	5	Stanislaw Jedlinski	1:34.832	1:35.341	21	



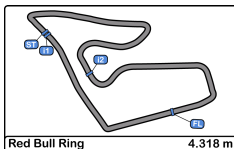


Red Bull Ring
International GT Open
Free Practice - 2
Best 5 Lap Times



Cl	Nº	Entrant/Team	Nat	Driver 1	Nat	Status	Driver 2	Nat	Status	Vehicle	Cat	Cl	Best 1		Best 2		Best 3		Best 4		Best 5	
													Time	Lap	Time	Lap	Time	Lap	Time	Lap	Time	Lap
1	63	Emil Frey Racing	CHN	Albert Costa	ESP		Giacomo Altoè	ITA		Lamborghini Huracan GT3 EVO	PRO	1	1:29.957	10	1:30.069	8	1:30.091	5	1:30.135	4	1:30.161	7
2	93	Spirit of Race / Tempesta Racing	GBR	Christopher Froggatt	GBR		Edward Cheever III	ITA		Ferrari 488 GT3	PROAM	1	1:30.101	15	1:30.152	13	1:30.513	8	1:30.588	24	1:30.787	23
3	14	Emil Frey Racing	CHN	Norbert Siedler	AUT		Mikaël Grenier	CAN		Lamborghini Huracan GT3 EVO	PRO	2	1:30.109	13	1:30.307	8	1:30.401	19	1:30.431	4	1:30.434	22
4	59	Teo Martín Motorsport	ESP	Martin Kodrić	CRO		Henrique Chaves	PRT		McLaren 720 s	PRO	3	1:30.425	9	1:30.603	8	1:30.610	20	1:30.624	4	1:30.681	5
5	96	Optimum Motorsport	GBR	Oliver Wilkinson	GBR		Jonny Adam	GBR		Aston Martin GT3 AMR MY2019	PRO	4	1:30.438	12	1:30.660	11	1:30.731	10	1:30.967	17	1:30.994	27
6	20	SPS Automotive Performance	DEU	Valentin Pierburg	DEU		Tom Onslow-Cole	GBR		Mercedes AMG GT3	PROAM	2	1:30.444	10	1:30.654	14	1:30.806	19	1:30.882	5	1:30.909	9
7	75	Rowe Racing / SunEnergy1 Racing	DEU	Kenny Habul	AUS		Thomas Jäger	DEU		Mercedes AMG GT3	PROAM	3	1:30.461	12	1:30.613	13	1:30.702	8	1:30.811	4	1:31.089	7
8	66	Vincenzo Sospiri Racing	ITA	Frederik Schandorff	DNK		Toumas Tujula	FIN		Lamborghini Huracan GT3 EVO	PROAM	4	1:30.503	28	1:30.512	13	1:30.843	17	1:30.889	12	1:30.925	6
9	3	Senkyr Motorsport	CZE	Beitske Visser	NLD		Richard Gonda	SVK		BMW M6 GT3	PROAM	5	1:30.510	5	1:30.712	13	1:30.796	3	1:30.996	12	1:31.025	6
10	17	Teo Martín Motorsport	ESP	Fran Rueda	ESP		Andrés Saravia	GTN		McLaren 720 s	PRO	5	1:30.510	10	1:30.580	9	1:30.833	14	1:30.843	5	1:30.847	25
11	10	SPS Automotive Performance	DEU	Miguel Ramos	PRT		Fabrizio Crestani	ITA		Mercedes AMG GT3	PRO	6	1:30.591	17	1:30.695	18	1:30.853	26	1:30.891	16	1:30.909	19
12	6	Antonelli MotorSport	ITA	Daniel Zampieri	ITA		Alessio Rovera	ITA		Mercedes AMG GT3	PRO	7	1:30.604	18	1:30.759	21	1:31.017	22	1:31.505	3	1:31.506	8
13	26	Lazarus Racing	ITA	Eliseo Martínez	ESP		Fabio Onidi	ITA		Lamborghini Huracan GT3	PRO	8	1:30.609	24	1:30.622	30	1:30.694	23	1:30.716	18	1:30.777	6
14	16	Teo Martín Motorsport	ESP	Marcelo Hahn	BRA		Allam Khodair	BRA		McLaren 720 s	PROAM	6	1:30.821	13	1:30.944	12	1:31.319	9	1:31.760	2	1:32.182	24
15	25	HTP Motorsport	DEU	Alexander Hrachowina	AUT		Martin Konrad	AUT		Mercedes AMG GT3	AM	1	1:30.876	9	1:30.913	6	1:31.047	8	1:31.839	16	1:31.894	25
16	8	Antonelli MotorSport	ITA	Giuseppe Cipriani	ITA					Mercedes AMG GT3	AM	2	1:30.885	14	1:30.888	18	1:31.116	17	1:31.135	13	1:31.291	26
17	77	Olimp Racing	POL	Marcin Jedlinski	POL		Mateusz Lisowski	POL		Audi R8 LMS EVO	PROAM	7	1:30.912	3	1:31.004	6	1:31.005	7	1:31.136	5	1:31.182	4
18	19	Raton Racing by Target	ITA	Jiatong Liang	CHN		Raffaele Giammaria	ITA		Lamborghini Huracan GT3 EVO	PROAM	8	1:30.946	30	1:31.292	28	1:31.312	24	1:31.525	23	1:31.629	8
19	9	Antonelli MotorSport	ITA	Davide Roda	ITA					Mercedes AMG GT3	AM	3	1:31.534	11	1:31.542	15	1:31.800	14	1:31.801	25	1:31.807	23
20	27	Lazarus Racing	ITA	Nicola De Marco	ITA		Nicolas Pohler	DEU		Lamborghini Huracan GT3 EVO	PRO	9	1:31.665	14	1:31.830	9	1:31.967	13	1:32.080	18	1:32.132	8
21	5	Olimp Racing	POL	Stanislaw Jedlinski	POL					Mercedes AMG GT3	AM	4	1:35.341	25	1:35.470	23	1:36.021	19	1:36.028	9	1:36.428	20



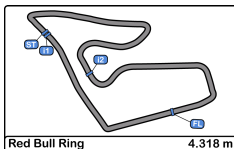


Red Bull Ring
International GT Open
Free Practice - 2
Best 5 Top Speeds



Cl	Nº	Entrant/Team	Nat	Driver 1	Nat	Status	Driver 2	Nat	Status	Vehicle	Cat	Cl	Top 1		Top 2		Top 3		Top 4		Top 5		Avg
													Km/h	Lap	Km/h	Lap	Km/h	Lap	Km/h	Lap	Km/h	Lap	
1	26	Lazarus Racing	ITA	Eliseo Martínez	ESP		Fabio Onidi	ITA		Lamborghini Huracan GT3	PRO	1	241.0	31	238.9	11	238.9	28	238.4	30	237.8	7	239.0
2	93	Spirit of Race / Tempesta Racing	GBR	Christopher Froggatt	GBR		Edward Cheever III	ITA		Ferrari 488 GT3	PROAM	1	238.4	20	237.8	14	237.8	24	237.8	28	237.3	13	237.8
3	59	Teo Martín Motorsport	ESP	Martin Kodrić	HRV		Henrique Chaves	PRT		McLaren 720 s	PRO	2	237.8	24	237.3	21	237.3	22	237.3	25	236.8	7	237.3
4	66	Vincenzo Sospiri Racing	ITA	Frederik Schandorff	DNK		Toumas Tujula	FIN		Lamborghini Huracan GT3 EVO	PROAM	2	237.3	29	236.3	14	235.8	23	235.8	24	235.8	26	236.2
5	96	Optimum Motorsport	GBR	Oliver Wilkinson	GBR		Jonny Adam	GBR		Aston Martin GT3 AMR MY2019	PRO	3	237.3	27	236.8	26	236.3	18	236.3	24	235.8	19	236.5
6	3	Senkyr Motorsport	CZE	Beitske Visser	NLD		Richard Gonda	SVK		BMW M6 GT3	PROAM	3	236.8	13	236.3	12	236.3	16	235.8	14	235.8	15	236.2
7	16	Teo Martín Motorsport	ESP	Marcelo Hahn	BRA		Allam Khodair	BRA		McLaren 720 s	PROAM	4	236.8	25	236.3	23	236.3	24	235.8	22	235.2	14	236.1
8	17	Teo Martín Motorsport	ESP	Fran Rueda	ESP		Andrés Saravia	URU		McLaren 720 s	PRO	4	236.8	23	236.8	27	236.3	24	236.3	25	236.3	26	236.5
9	63	Emil Frey Racing	CHE	Albert Costa	ESP		Giacomo Altoè	ITA		Lamborghini Huracan GT3 EVO	PRO	5	236.3	28	235.8	21	235.8	26	235.2	25	234.7	19	235.6
10	6	Antonelli MotorSport	ITA	Daniel Zampieri	ITA		Alessio Rovera	ITA		Mercedes AMG GT3	PRO	6	235.8	12	235.8	24	235.8	25	235.2	23	234.7	9	235.5
11	8	Antonelli MotorSport	ITA	Giuseppe Cipriani	ITA					Mercedes AMG GT3	AM	1	235.8	27	235.8	30	235.2	29	234.7	24	234.7	26	235.2
12	9	Antonelli MotorSport	ITA	Davide Roda	ITA					Mercedes AMG GT3	AM	2	235.8	25	235.2	29	234.7	13	234.7	14	234.7	21	235.0
13	14	Emil Frey Racing	CHE	Norbert Siedler	AUT		Mikaël Grenier	CAN		Lamborghini Huracan GT3 EVO	PRO	7	235.8	23	235.2	19	234.7	18	234.7	20	234.2	7	234.9
14	20	SPS Automotive Performance	DEU	Valentin Pierburg	DEU		Tom Onslow-Cole	GBR		Mercedes AMG GT3	PROAM	5	235.8	28	235.2	12	234.7	30	234.2	11	234.2	15	234.8
15	25	HTP Motorsport	DEU	Alexander Hrachowina	AUT		Martin Konrad	AUT		Mercedes AMG GT3	AM	3	235.8	22	235.8	28	235.2	21	235.2	24	235.2	25	235.4
16	10	SPS Automotive Performance	DEU	Miguel Ramos	PRT		Fabrizio Crestani	ITA		Mercedes AMG GT3	PRO	8	235.2	26	235.2	29	234.7	25	234.7	27	234.2	21	234.8
17	27	Lazarus Racing	ITA	Nicola De Marco	ITA		Nicolas Pohler	DEU		Lamborghini Huracan GT3 EVO	PRO	9	235.2	27	234.7	24	234.2	26	233.7	12	233.2	23	234.2
18	75	Rowe Racing / SunEnergy1 Racing	DEU	Kenny Habul	AUS		Thomas Jäger	DEU		Mercedes AMG GT3	PROAM	6	234.2	13	233.7	21	233.7	24	233.7	28	233.2	12	233.7
19	19	Raton Racing by Target	ITA	Jiatong Liang	CHN		Raffaele Giammaria	ITA		Lamborghini Huracan GT3 EVO	PROAM	7	233.7	14	233.7	15	233.2	13	233.2	31	232.7	29	233.3
20	77	Olimp Racing	POL	Marcin Jedlinski	POL		Mateusz Lisowski	POL		Audi R8 LMS EVO	PROAM	8	233.7	12	233.2	5	232.7	13	232.7	14	232.7	23	233.0
21	5	Olimp Racing	POL	Stanislaw Jedlinski	POL					Mercedes AMG GT3	AM	4	232.2	27	231.7	25	231.2	24	231.2	26	230.7	21	231.4



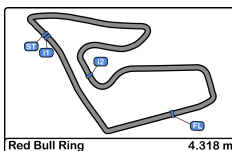


Red Bull Ring
International GT Open
Free Practice - 2
Fastest Laps Sequence



Lap	Time of Day	Session Time	Nº	Entrant/Team	Nat	Driver 1	Nat	Status	Driver 2	Nat	Status	Vehicle	Cat	Time	Km/h
2	16:28:10.528	3:10.528	20	SPS Automotive Performance	DEU	Valentin Pierburg	DEU		Tom Onslow-Cole	GBR		Mercedes AMG GT3	PROAM	1:32.696	167.6
2	16:28:18.546	3:18.546	10	SPS Automotive Performance	DEU	Miguel Ramos	PRT		Fabrizio Crestani	ITA		Mercedes AMG GT3	PRO	1:32.164	168.6
3	16:29:42.269	4:42.269	20	SPS Automotive Performance	DEU	Valentin Pierburg	DEU		Tom Onslow-Cole	GBR		Mercedes AMG GT3	PROAM	1:31.741	169.4
3	16:30:03.289	5:03.289	14	Emil Frey Racing	CHE	Norbert Siedler	AUT		Mikaël Grenier	CAN		Lamborghini Huracan GT3 EVO	PRO	1:30.923	170.9
4	16:31:33.720	6:33.720	14	Emil Frey Racing	CHE	Norbert Siedler	AUT		Mikaël Grenier	CAN		Lamborghini Huracan GT3 EVO	PRO	1:30.431	171.8
4	16:35:07.907	10:07.907	63	Emil Frey Racing	CHE	Albert Costa	ESP		Giacomo Altoè	ITA		Lamborghini Huracan GT3 EVO	PRO	1:30.135	172.4
5	16:36:37.998	11:37.998	63	Emil Frey Racing	CHE	Albert Costa	ESP		Giacomo Altoè	ITA		Lamborghini Huracan GT3 EVO	PRO	1:30.091	172.5
8	16:41:08.450	16:08.450	63	Emil Frey Racing	CHE	Albert Costa	ESP		Giacomo Altoè	ITA		Lamborghini Huracan GT3 EVO	PRO	1:30.069	172.5
10	16:44:09.697	19:09.697	63	Emil Frey Racing	CHE	Albert Costa	ESP		Giacomo Altoè	ITA		Lamborghini Huracan GT3 EVO	PRO	1:29.957	172.8



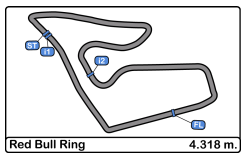


Red Bull Ring
International GT Open
Free Practice - 2
Event Best Maximum Speed



Nº	Entrant/Team	Nat	Driver 1	Nat	Status	Driver 2	Nat	Status	Vehicle	Cat	Km/h	Session
3	Senkyr Motorsport	CZE	Beitske Visser	NLD		Richard Gonda	SVK		BMW M6 GT3	PROAM	241.6	Free Practice - 1
26	Lazarus Racing	ITA	Eliseo Martínez	ESP		Fabio Onidi	ITA		Lamborghini Huracan GT3	PRO	241.0	Free Practice - 2
59	Teo Martín Motorsport	ESP	Martin Kodrić	HRV		Henrique Chaves	PRT		McLaren 720 s	PRO	240.0	Free Practice - 1
93	Spirit of Race / Tempesta Racing	GBR	Christopher Froggatt	GBR		Edward Cheever III	ITA		Ferrari 488 GT3	PROAM	240.0	Free Practice - 1
96	Optimum Motorsport	GBR	Oliver Wilkinson	GBR		Jonny Adam	GBR		Aston Martin GT3 AMR MY2019	PRO	239.4	Free Practice - 1
6	Antonelli MotorSport	ITA	Daniel Zampieri	ITA		Alessio Rovera	ITA		Mercedes AMG GT3	PRO	239.4	Free Practice - 1
9	Antonelli MotorSport	ITA	Davide Roda	ITA					Mercedes AMG GT3	AM	238.9	Free Practice - 1
66	Vincenzo Sospiri Racing	ITA	Frederik Schandorff	DNK		Toumas Tujula	FIN		Lamborghini Huracan GT3 EVO	PROAM	238.4	Free Practice - 1
25	HTP Motorsport	DEU	Alexander Hrachowina	AUT		Martin Konrad	AUT		Mercedes AMG GT3	AM	237.8	Free Practice - 1
16	Teo Martín Motorsport	ESP	Marcelo Hahn	BRA		Allam Khodair	BRA		McLaren 720 s	PROAM	237.8	Free Practice - 1
63	Emil Frey Racing	CHE	Albert Costa	ESP		Giacomo Altoè	ITA		Lamborghini Huracan GT3 EVO	PRO	237.8	Free Practice - 1
77	Olimp Racing	POL	Marcin Jedlinski	POL		Mateusz Lisowski	POL		Audi R8 LMS EVO	PROAM	237.3	Free Practice - 1
14	Emil Frey Racing	CHE	Norbert Siedler	AUT		Mikaël Grenier	CAN		Lamborghini Huracan GT3 EVO	PRO	236.8	Free Practice - 1
10	SPS Automotive Performance	DEU	Miguel Ramos	PRT		Fabrizio Crestani	ITA		Mercedes AMG GT3	PRO	236.8	Free Practice - 1
17	Teo Martín Motorsport	ESP	Fran Rueda	ESP		Andrés Saravía	GTM		McLaren 720 s	PRO	236.8	Free Practice - 1
27	Lazarus Racing	ITA	Nicola De Marco	ITA		Nicolas Pohler	DEU		Lamborghini Huracan GT3 EVO	PRO	236.8	Free Practice - 1
20	SPS Automotive Performance	DEU	Valentin Pierburg	DEU		Tom Onslow-Cole	GBR		Mercedes AMG GT3	PROAM	236.3	Free Practice - 1
75	Rowe Racing / SunEnergy1 Racing	DEU	Kenny Habul	AUS		Thomas Jäger	DEU		Mercedes AMG GT3	PROAM	235.8	Free Practice - 1
8	Antonelli MotorSport	ITA	Giuseppe Cipriani	ITA					Mercedes AMG GT3	AM	235.8	Free Practice - 2
19	Raton Racing by Target	ITA	Jiatong Liang	CHN		Raffaele Giammaria	ITA		Lamborghini Huracan GT3 EVO	PROAM	235.2	Free Practice - 1
5	Olimp Racing	POL	Stanislaw Jedlinski	POL					Mercedes AMG GT3	AM	232.7	Free Practice - 1





Red Bull Ring
International GT Open
Free Practice - 2
Pit Stop Analysis



3	Beitske Visser	PROAM	Senkyr Motorsport
	Richard Gonda		BMW M6 GT3

Nr.	In Day Time	In Time	Out Time	Pit Time	T. Pit Time	Handicap	Penalty
1	16:39:37.508	16:39:37.508	16:42:02.598	2:25.090	2:25.090		
2	16:55:52.470	16:55:52.470	17:06:58.062	11:05.592	13:30.682		
3	17:16:49.079	17:16:49.079	17:18:00.379	1:11.300	14:41.982		

5	Stanislaw Jedlinski	AM	Olimp Racing
			Mercedes AMG GT3

Nr.	In Day Time	In Time	Out Time	Pit Time	T. Pit Time	Handicap	Penalty
1	16:46:53.626	16:46:53.626	16:48:56.447	2:02.821	2:02.821		

6	Daniel Zampieri	PRO	Antonelli MotorSport
	Alessio Rovera		Mercedes AMG GT3

Nr.	In Day Time	In Time	Out Time	Pit Time	T. Pit Time	Handicap	Penalty
1	16:29:18.329	16:29:18.329	16:29:58.402	40.073	40.073		
2	16:37:37.918	16:37:37.918	16:39:17.937	1:40.019	2:20.092		
3	16:45:31.784	16:45:31.784	16:51:38.837	6:07.053	8:27.145		
4	16:56:13.199	16:56:13.199	16:59:44.395	3:31.196	11:58.341		
5	17:08:55.673	17:08:55.673	17:11:39.980	2:44.307	14:42.648		

8	Giuseppe Cipriani	AM	Antonelli MotorSport
			Mercedes AMG GT3

Nr.	In Day Time	In Time	Out Time	Pit Time	T. Pit Time	Handicap	Penalty
1	16:41:00.797	16:41:00.797	16:45:07.799	4:07.002	4:07.002		
2	16:52:44.616	16:52:44.616	16:54:11.999	1:27.383	5:34.385		
3	17:03:22.844	17:03:22.844	17:05:17.657	1:54.813	7:29.198		

9	Davide Roda	AM	Antonelli MotorSport
			Mercedes AMG GT3

Nr.	In Day Time	In Time	Out Time	Pit Time	T. Pit Time	Handicap	Penalty
1	16:40:44.506	16:40:44.506	16:42:48.135	2:03.629	2:03.629		
2	16:55:34.651	16:55:34.651	16:57:48.197	2:13.546	4:17.175		
3	17:03:57.073	17:03:57.073	17:05:24.308	1:27.235	5:44.410		
4	17:13:03.137	17:13:03.137	17:14:20.687	1:17.550	7:01.960		

10	Miguel Ramos	PRO	SPS Automotive Performance
	Fabrizio Crestani		Mercedes AMG GT3

Nr.	In Day Time	In Time	Out Time	Pit Time	T. Pit Time	Handicap	Penalty
1	16:39:03.695	16:39:03.695	16:43:20.119	4:16.424	4:16.424		
2	16:51:00.827	16:51:00.827	16:53:27.933	2:27.106	6:43.530		
3	17:04:05.264	17:04:05.264	17:07:11.079	3:05.815	9:49.345		
4	17:16:27.453	17:16:27.453	17:18:17.756	1:50.303	11:39.648		

14	Norbert Siedler	PRO	Emil Frey Racing
	Mikaël Grenier		Lamborghini Huracan GT3 EVO

Nr.	In Day Time	In Time	Out Time	Pit Time	T. Pit Time	Handicap	Penalty
1	16:39:15.329	16:39:15.329	16:44:31.973	5:16.644	5:16.644		
2	16:53:42.318	16:53:42.318	17:02:16.252	8:33.934	13:50.578		
3	17:09:52.828	17:09:52.828	17:16:18.120	6:25.292	20:15.870		

16	Marcelo Hahn	PROAM	Teo Martín Motorsport
	Allam Khodair		McLaren 720 s

Nr.	In Day Time	In Time	Out Time	Pit Time	T. Pit Time	Handicap	Penalty
1	16:35:33.556	16:35:33.556	16:41:56.359	6:22.803	6:22.803		
2	16:46:36.851	16:46:36.851	16:48:51.739	2:14.888	8:37.691		
3	16:53:24.089	16:53:24.089	16:54:34.128	1:10.039	9:47.730		

4	17:00:41.338	17:00:41.338	17:04:29.511	3:48.173	13:35.903		
---	--------------	--------------	--------------	----------	-----------	--	--

17	Fran Rueda	PRO	Teo Martín Motorsport
	Andrés Saravia		McLaren 720 s

Nr.	In Day Time	In Time	Out Time	Pit Time	T. Pit Time	Handicap	Penalty
1	16:45:19.917	16:45:19.917	16:48:41.839	3:21.922	3:21.922		
2	16:56:29.713	16:56:29.713	17:00:40.148	4:10.435	7:32.357		
3	17:06:47.289	17:06:47.289	17:09:47.083	2:59.794	10:32.151		

19	Jiatong Liang	PROAM	Raton Racing by Target
	Raffaele Giammaria		Lamborghini Huracan GT3 EVO

Nr.	In Day Time	In Time	Out Time	Pit Time	T. Pit Time	Handicap	Penalty
1	16:39:14.136	16:39:14.136	16:40:31.197	1:17.061	1:17.061		
2	16:51:24.505	16:51:24.505	16:53:00.099	1:35.594	2:52.655		
3	17:00:45.573	17:00:45.573	17:03:04.995	2:19.422	5:12.077		
4	17:10:51.791	17:10:51.791	17:13:51.294	2:59.503	8:11.580		

20	Valentin Pierburg	PROAM	SPS Automotive Performance
	Tom Onslow-Cole		Mercedes AMG GT3

Nr.	In Day Time	In Time	Out Time	Pit Time	T. Pit Time	Handicap	Penalty
1	16:34:15.575	16:34:15.575	16:36:44.440	2:28.865	2:28.865		
2	16:45:52.071	16:45:52.071	16:48:37.596	2:45.525	5:14.390		
3	16:54:42.664	16:54:42.664	16:56:29.943	1:47.279	7:01.669		
4	17:02:35.013	17:02:35.013	17:05:35.456	3:00.443	10:02.112		

25	Alexander Hrachowina	AM	HTP Motorsport
	Martin Konrad		Mercedes AMG GT3

Nr.	In Day Time	In Time	Out Time	Pit Time	T. Pit Time	Handicap	Penalty
1	16:30:04.650	16:30:04.650	16:33:08.668	3:04.018	3:04.018		
2	16:43:50.591	16:43:50.591	16:47:23.147	3:32.556	6:36.574		
3	16:59:48.421	16:59:48.421	17:01:11.792	1:23.371	7:59.945		
4	17:07:23.815	17:07:23.815	17:11:25.370	4:01.555	12:01.500		

26	Eliseo Martínez	PRO	Lazarus Racing
	Fabio Onidi		Lamborghini Huracan GT3

Nr.	In Day Time	In Time	Out Time	Pit Time	T. Pit Time	Handicap	Penalty
1	16:29:52.728	16:29:52.728	16:31:24.281	1:31.553	1:31.553		
2	16:39:04.682	16:39:04.682	16:41:53.270	2:48.588	4:20.141		
3	16:52:40.947	16:52:40.947	16:54:15.489	1:34.542	5:54.683		
4	17:09:32.509	17:09:32.509	17:11:56.262	2:23.753	8:18.436		

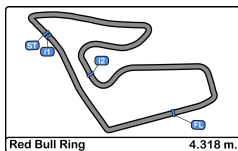
27	Nicola De Marco	PRO	Lazarus Racing
	Nicolas Pohler		Lamborghini Huracan GT3 EVO

Nr.	In Day Time	In Time	Out Time	Pit Time	T. Pit Time	Handicap	Penalty
1	16:35:28.605	16:35:28.605	16:38:24.360	2:55.755	2:55.755		
2	16:44:35.818	16:44:35.818	16:46:25.402	1:49.584	4:45.339		
3	16:54:05.267	16:54:05.267	16:58:30.412	4:25.145	9:10.484		
4	17:06:15.438	17:06:15.438	17:08:26.793	2:11.355	11:21.839		
5	17:14:44.694	17:14:44.694	17:16:23.757	1:39.063	13:00.902		

59	Martin Kodrić	PRO	Teo Martín Motorsport
	Henrique Chaves		McLaren 720 s

Nr.	In Day Time	In Time	Out Time	Pit Time	T. Pit Time	Handicap	Penalty
1	16:45:27.274	16:45:27.274	16:47:54.984	2:27.710	2:27.710		
2	16:55:50.791	16:55:50.791	16:58:08.480	2:17.689	4:45.399		
3	17:08:44.197	17:08:44.197	17:10:03.863	1:19.666	6:05.065		
4	17:14:51.015	17:14:51.015	17:18:44.530	3:53.515	9:58.580		





Red Bull Ring
International GT Open
Free Practice - 2
Pit Stop Analysis



63 Albert Costa PRO Emil Frey Racing
 Giacomo Altoè Lamborghini Huracan GT3 EVO

Nr.	In Day Time	In Time	Out Time	Pit Time	T. Pit Time	Handicap	Penalty
1	16:45:39.755	16:45:39.755	16:53:53.954	8:14.199	8:14.199		

66 Frederik Schandorff PROAM Vincenzo Sospiri Racing
 Toumas Tujala Lamborghini Huracan GT3 EVO

Nr.	In Day Time	In Time	Out Time	Pit Time	T. Pit Time	Handicap	Penalty
1	16:47:38.549	16:47:38.549	16:50:11.588	2:33.039	2:33.039		
2	16:56:20.605	16:56:20.605	17:00:13.864	3:53.259	6:26.298		
3	17:09:25.774	17:09:25.774	17:11:22.221	1:56.447	8:22.745		

75 Kenny Habul PROAM Rowe Racing / SunEnergy1 Racing
 Thomas Jäger Mercedes AMG GT3

Nr.	In Day Time	In Time	Out Time	Pit Time	T. Pit Time	Handicap	Penalty
1	16:33:28.413	16:33:28.413	16:36:42.702	3:14.289	3:14.289		
2	16:44:19.041	16:44:19.041	16:46:43.939	2:24.898	5:39.187		
3	16:52:46.108	16:52:46.108	16:54:06.834	1:20.726	6:59.913		
4	16:55:37.323	16:55:37.323	16:57:42.165	2:04.842	9:04.755		
5	17:06:55.907	17:06:55.907	17:08:33.077	1:37.170	10:41.925		
6	17:16:18.045	17:16:18.045	17:17:46.174	1:28.129	12:10.054		

77 Marcin Jedlinski PROAM Olimp Racing
 Mateusz Lisowski Audi R8 LMS EVO

Nr.	In Day Time	In Time	Out Time	Pit Time	T. Pit Time	Handicap	Penalty
1	16:40:03.648	16:40:03.648	16:44:14.277	4:10.629	4:10.629		
2	16:59:40.707	16:59:40.707	17:00:51.926	1:11.219	5:21.848		
3	17:02:20.377	17:02:20.377	17:03:34.618	1:14.241	6:36.089		
4	17:05:08.721	17:05:08.721	17:06:20.104	1:11.383	7:47.472		
5	17:07:48.123	17:07:48.123	17:08:57.195	1:09.072	8:56.544		
6	17:10:31.088	17:10:31.088	17:11:42.105	1:11.017	10:07.561		
7	17:13:10.106	17:13:10.106	17:14:23.813	1:13.707	11:21.268		
8	17:15:59.441	17:15:59.441	17:17:10.404	1:10.963	12:32.231		

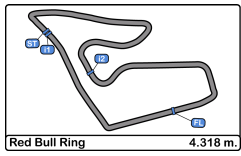
93 Christopher Froggatt PROAM Spirit of Race / Tempesta Racing
 Edward Cheever III Ferrari 488 GT3

Nr.	In Day Time	In Time	Out Time	Pit Time	T. Pit Time	Handicap	Penalty
1	16:32:14.949	16:32:14.949	16:37:09.060	4:54.111	4:54.111		
2	16:47:56.721	16:47:56.721	16:50:29.703	2:32.982	7:27.093		
3	16:58:15.422	16:58:15.422	17:01:39.435	3:24.013	10:51.106		
4	17:17:04.110	17:17:04.110	17:18:13.513	1:09.403	12:00.509		

96 Oliver Wilkinson PRO Optimum Motorsport
 Jonny Adam Aston Martin GT3 AMR MY2019

Nr.	In Day Time	In Time	Out Time	Pit Time	T. Pit Time	Handicap	Penalty
1	16:35:48.401	16:35:48.401	16:37:06.492	1:18.091	1:18.091		
2	16:46:11.912	16:46:11.912	16:54:00.712	7:48.800	9:06.891		
3	17:03:11.361	17:03:11.361	17:03:51.935	40.574	9:47.465		
4	17:05:23.582	17:05:23.582	17:07:04.772	1:41.190	11:28.655		
5	17:13:15.187	17:13:15.187	17:13:36.651	21.464	11:50.119		
6	17:19:49.641	17:19:49.641	17:20:11.093	21.452	12:11.571		

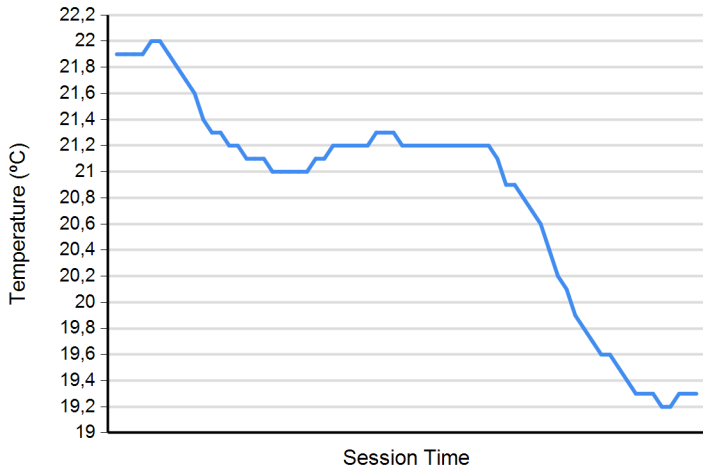




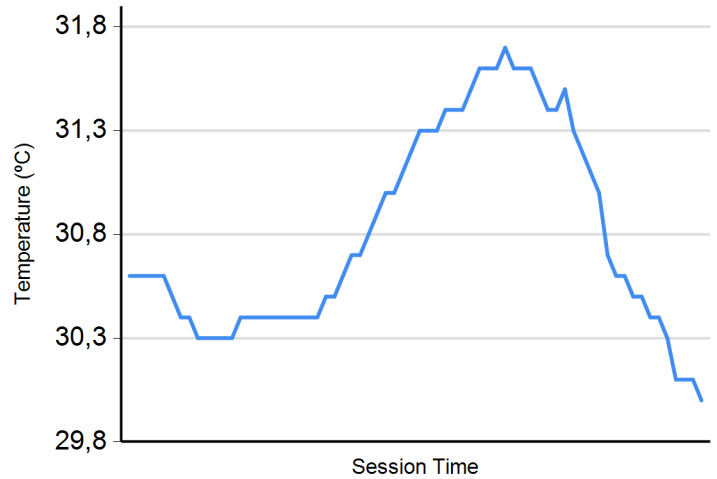
Red Bull Ring
International GT Open
Free Practice - 2
Weather Report



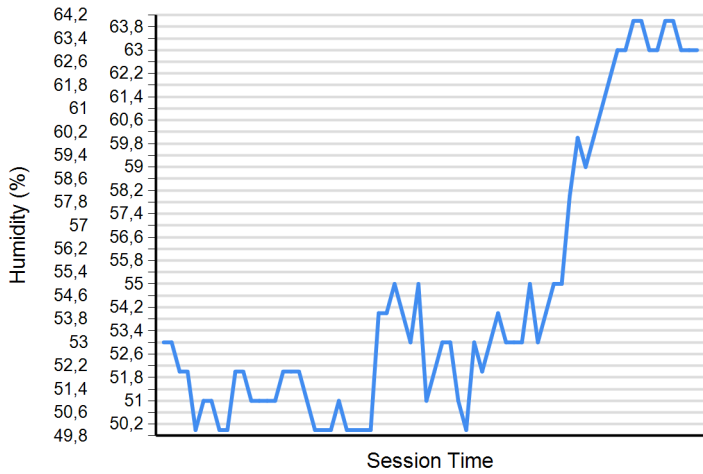
Air Temperature



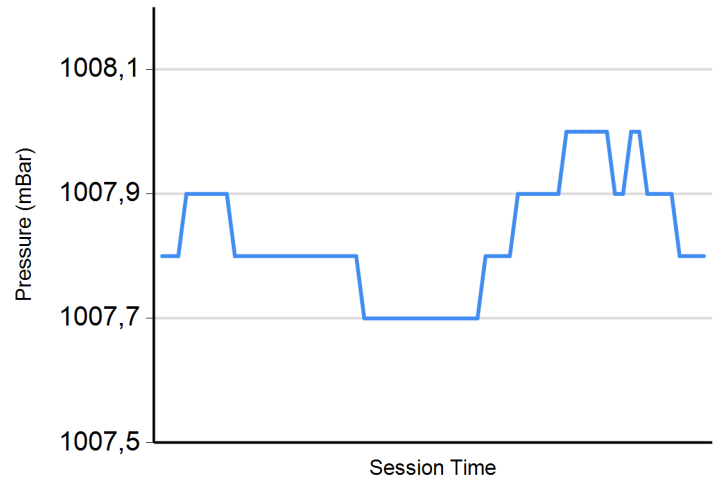
Track Temperature



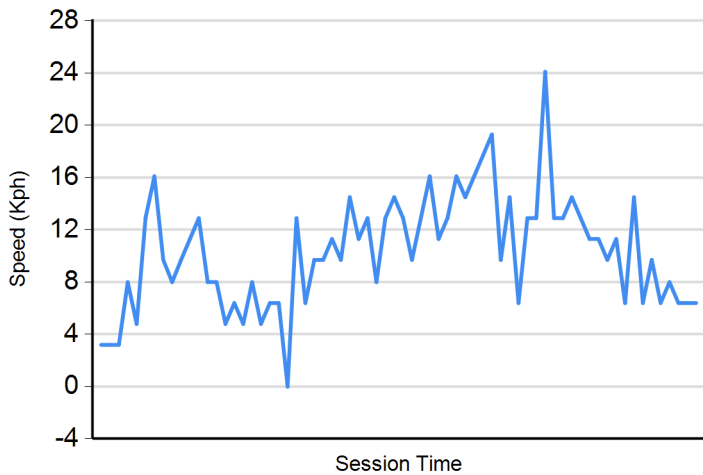
Humidity



Pressure

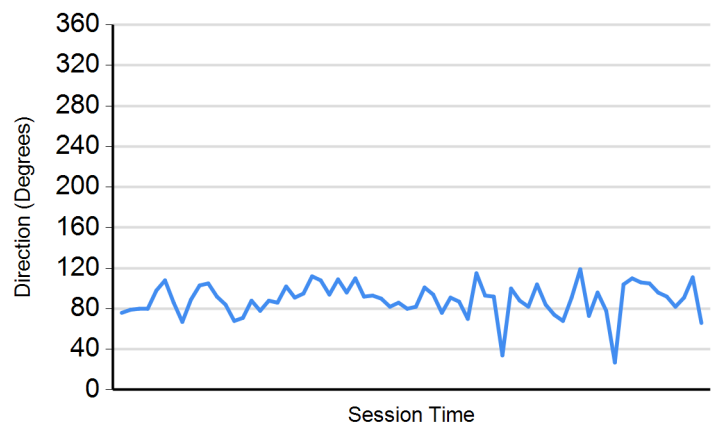


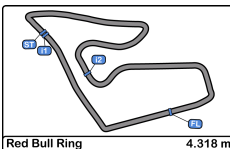
Wind Speed



Wind direction

North = 0°/360° Est = 90° South = 180° West = 270°





Red Bull Ring
International GT Open
Free Practice 1 - 2
Results



Cls	Nº	Entrant/Team	Nat	Driver 1	Nat	Status	Driver 2	Nat	Status	Vehicle	Cat	Cls	Laps	Free Practice - 1	Free Practice - 2	Best	Gap	Interval	Km/h		
1	3	Senkyr Motorsport	CZE	Beitske Visser	NLD		Richard Gonda	SVK		BMW M6 GT3	PROAM	1	48	1:29.611	11	1:30.510	5	1:29.611		173.4	
2	63	Emil Frey Racing	CHE	Albert Costa	ESP		Giacomo Altoè	ITA		Lamborghini Huracan GT3	PRO	1	62	1:30.107	19	1:29.957	10	1:29.957	0.346	0.346	172.8
3	93	Spirit of Race / Tempesta R	GBR	Christopher Froggatt	GBR		Edward Cheever III	ITA		Ferrari 488 GT3	PROAM	2	58	1:30.337	12	1:30.101	15	1:30.101	0.490	0.144	172.5
4	14	Emil Frey Racing	CHE	Norbert Siedler	AUT		Mikaël Grenier	CAN		Lamborghini Huracan GT3	PRO	2	52	1:30.354	23	1:30.109	13	1:30.109	0.498	0.008	172.5
5	59	Teo Martín Motorsport	ESP	Martin Kodrić	HRV		Henrique Chaves	PRT		McLaren 720 s	PRO	3	59	1:30.183	30	1:30.425	9	1:30.183	0.572	0.074	172.3
6	96	Optimum Motorsport	GBR	Oliver Wilkinson	GBR		Jonny Adam	GBR		Aston Martin GT3 AMR M	PRO	4	63	1:30.189	18	1:30.438	12	1:30.189	0.578	0.006	172.3
7	77	Olimp Racing	POL	Marcin Jedlinski	POL		Mateusz Lisowski	POL		Audi R8 LMS EVO	PROAM	3	52	1:30.250	10	1:30.912	3	1:30.250	0.639	0.061	172.2
8	20	SPS Automotive Performan	DEU	Valentin Pierburg	DEU		Tom Onslow-Cole	GBR		Mercedes AMG GT3	PROAM	4	64	1:30.370	12	1:30.444	10	1:30.370	0.759	0.120	172.0
9	6	Antonelli MotorSport	ITA	Daniel Zampieri	ITA		Alessio Rovera	ITA		Mercedes AMG GT3	PRO	5	57	1:30.415	12	1:30.604	18	1:30.415	0.804	0.045	171.9
10	75	Rowe Racing / SunEnergy1	DEU	Kenny Habul	AUS		Thomas Jäger	DEU		Mercedes AMG GT3	PROAM	5	60	1:30.590	11	1:30.461	12	1:30.461	0.850	0.046	171.8
11	25	HTP Motorsport	DEU	Alexander Hrachowina	AUT		Martin Konrad	AUT		Mercedes AMG GT3	AM	1	62	1:30.465	12	1:30.876	9	1:30.465	0.854	0.004	171.8
12	66	Vincenzo Sospiri Racing	ITA	Frederik Schandorff	DNK		Toumas Tujula	FIN		Lamborghini Huracan GT3	PROAM	6	65	1:30.698	30	1:30.503	28	1:30.503	0.892	0.038	171.7
13	17	Teo Martín Motorsport	ESP	Fran Rueda	ESP		Andrés Saravia	GBR		McLaren 720 s	PRO	6	52	1:30.709	23	1:30.510	10	1:30.510	0.899	0.007	171.7
14	10	SPS Automotive Performan	DEU	Miguel Ramos	PRT		Fabrizio Crestani	ITA		Mercedes AMG GT3	PRO	7	62	1:30.805	32	1:30.591	17	1:30.591	0.980	0.081	171.5
15	26	Lazarus Racing	ITA	Eliseo Martínez	ESP		Fabio Onidi	ITA		Lamborghini Huracan GT3	PRO	8	62	1:31.008	30	1:30.609	24	1:30.609	0.998	0.018	171.5
16	19	Raton Racing by Target	ITA	Jiatong Liang	CHN		Raffaele Giammaria	ITA		Lamborghini Huracan GT3	PROAM	7	61	1:30.627	13	1:30.946	30	1:30.627	1.016	0.018	171.5
17	9	Antonelli MotorSport	ITA	Davide Roda	ITA					Mercedes AMG GT3	AM	2	61	1:30.771	24	1:31.534	11	1:30.771	1.160	0.144	171.2
18	16	Teo Martín Motorsport	ESP	Marcelo Hahn	BRA		Allam Khodair	BRA		McLaren 720 s	PROAM	8	37	1:30.888	7	1:30.821	13	1:30.821	1.210	0.050	171.1
19	8	Antonelli MotorSport	ITA	Giuseppe Cipriani	ITA					Mercedes AMG GT3	AM	3	29			1:30.885	14	1:30.885	1.274	0.064	171.0
20	27	Lazarus Racing	ITA	Nicola De Marco	ITA		Nicolas Pohler	DEU		Lamborghini Huracan GT3	PRO	9	58	1:31.544	7	1:31.665	14	1:31.544	1.933	0.659	169.8
21	5	Olimp Racing	POL	Stanislaw Jedlinski	POL					Mercedes AMG GT3	AM	4	52	1:37.074	3	1:35.341	25	1:35.341	5.730	3.797	163.0

CAR 63 TIME 1:31.278 DELETED TRACK LIMITS AT T 1 - TIME 1:31.392 DELETED TRACK LIMITS AT T 1 - TIME 1:30.690 DELETED TRACK LIMITS AT T 1

CAR 19 TIME 1:32.681 DELETED TRACK LIMITS AT T 1

CAR 14 TIME 1:30.958 DELETED TRACK LIMITS AT T 1

CAR 93 TIME 1:32.553 DELETED TRACK LIMITS AT T 1

CAR 27 TIME 1:32.482 DELETED TRACK LIMITS AT T 1

CAR 59 TIME 1:31.231 DELETED TRACK LIMITS AT T 1 - TIME 1:31.081 DELETED TRACK LIMITS AT T 1

CAR 19 TIME 1:30.470 DELETED TRACK LIMITS AT T 9

CAR 75 TIME 1:30.488 DELETED TRACK LIMITS AT T 9

CAR 25 TIME 1:30.688 DELETED TRACK LIMITS AT T 1

CAR 66 TIME 1:31.766 DELETED TRACK LIMITS AT T 9

CAR 96 TIME 1:30.981 DELETED TRACK LIMITS AT T 1

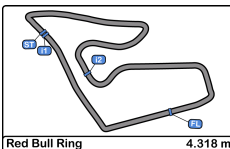
CAR 19 TIME 1:30.764 DELETED TRACK LIMITS AT T 9

CAR 59 TIME 1:31.042 DELETED TRACK LIMITS AT T1 AND T 9

Published at:.....

Stewards:	Race Director:	Timekeeper:





Red Bull Ring
International GT Open
Free Practice 1 - 2
Results



CAR 17 TIME 1:30.864 DELETED TRACK LIMITS AT T 9
 CAR 96 TIME 1:30.136 DELETED TRACK LIMITS AT T 9
 CAR 93 TIME 1:31.470 DELETED TRACK LIMITS AT T 1
 CAR 93 TIME 1:30.716 DELETED TRACK LIMITS AT T 1
 CAR 17 TIME 1:30.698 DELETED TRACK LIMITS AT T 1
 CAR 20 TIME 1:31.226 DELETED TRACK LIMITS AT T 1
 CAR 96 TIME 1:22.210 DELETED TRACK LIMITS AT T 9
 CAR 96 TIME 1:31.693 DELETED TRACK LIMITS AT T 9
 CAR 96 TIME 1:32.210 DELETED TRACK LIMITS AT T 9
 CAR 77 TIME 1:30.764 DELETED TRACK LIMITS AT T 1
 CAR 14 TIME 1:30.427 DELETED TRACK LIMITS AT T 1
 CAR 16 TIME 1:31.356 DELETED TRACK LIMITS AT T 1
 CAR 9 TIME 1:31.693 DELETED TRACK LIMITS AT T 1
 CAR 16 TIME 1:30.787 DELETED TRACK LIMITS AT T 1
 CAR 25 TIME 1:31.081 DELETED TRACK LIMITS AT T 1
 CAR 25 TIME 1:31.435 DELETED TRACK LIMITS AT T 1
 CAR 59 TIME 1:30.556 DELETED TRACK LIMITS AT T 1
 CAR 66 TIME 1:31.094 DELETED TRACK LIMITS AT T 1 AND 9
 CAR 93 TIME 1:31.601 DELETED TRACK LIMITS AT T 9
 CAR 75 TIME 1:30.648 DELETED TRACK LIMITS AT T 9
 CAR 20 TIME 1:30.868 DELETED TRACK LIMITS AT T 1
 CAR 6 TIME 1:30.995 DELETED TRACK LIMITS AT T 9
 CAR 93 TIME 1:30.328 DELETED TRACK LIMITS AT T 9
 CAR 93 TIME 1:30.237 DELETED TRACK LIMITS AT T 9
 CAR 19 TIME 1:31.608 DELETED TRACK LIMITS AT T 9
 CAR 6 TIME 1:30.995 DELETED TRACK LIMITS AT T 9
 CAR 93 TIME 1:30.328 DELETED TRACK LIMITS AT T 9
 CAR 93 TIME 1:30.237 DELETED TRACK LIMITS AT T 9
 CAR 19 TIME 1:31.608 DELETED TRACK LIMITS AT T 9
 CAR 27 TIME 1:32.033 DELETED TRACK LIMITS AT T 9
 CAR 19 TIME 1:31.690 DELETED TRACK LIMITS AT T 1
 CAR 6 TIME 1:30.750 DELETED TRACK LIMITS AT T 9
 CAR 96 TIME 1:30.703 DELETED TRACK LIMITS AT T 9
 CAR 5 TIME 1:34.860 DELETED TRACK LIMITS AT T 1
 CAR 93 TIME 1:31.621 DELETED TRACK LIMITS AT T 1
 CAR 66 TIME 1:30.985 DELETED TRACK LIMITS AT T 1
 CAR 6 TIME 1:30.475 DELETED TRACK LIMITS AT T 9
 CAR 19 TIME 1:31.030 DELETED TRACK LIMITS AT T 9

Published at:.....

Stewards:	Race Director:	Timekeeper: 
------------------	-----------------------	--

