

ADAC GT4 Germany

Result List Race 2



Provisional

Reg. Nr.: Amf-CR08/2019

Red Bull Ring, Length: 4318m

Air temperature: 28.9°C

Track temperature: 34.06°C

Weather condition: Dry

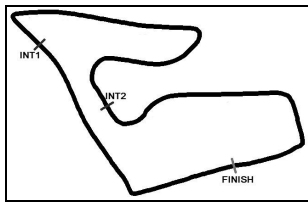
Sunday, June 9, 2019 16:30:00

started : 23 classified : 18 not classified : 5

Nr.	Drivers	Team	Laps	Total Time	Gap	Kph	Lap	Time	Kph
Cl.	Car	Competitor							
1	94 F.von der Laden(DEU)/A.Valente(CHE) McLaren 570s GT4	Team GT Team GT	36	1:02:48.758		148.4	28	1:37.922	158.7
2	3 M.Fischer(AUT)/C.Hürtgen(DEU) BMW M4 GT4	Hofor Racing by Bonk Motorsport Hofor Racing by Bonk Motorsport	36	1:02:52.538	3.780	148.3	10	1:38.868	157.2
3	59 F.Martin-Dye(GBR)/T.Krebs(DNK) McLaren 570s GT4	Dörr Motorsport Dörr Motorsport	36	1:02:53.945	5.187	148.5	3	1:38.532	157.7
4	7 M.Zug(DEU)/G.Piana(ITA) J BMW M4 GT4	RN Vision STS(DEU) RN Vision STS	36	1:02:54.260	5.502	148.4	27	1:38.999	157.0
5	22 J.Kasperlik(DEU)/L.Kern(DEU) T Porsche Cayman GT4	Team Allied-Racing(DEU) Team Allied-Racing	36	1:02:56.120	7.362	148.3	5	1:39.100	156.8
6	14 S.Grotstollen(DEU)/G.Braun(DEU) T BMW M4 GT4	MRS Besagroup Racing MRS Besagroup Racing	36	1:02:57.153	8.395	148.3	5	1:38.875	157.2
7	6 M.Lungstrass(DEU)/M.Beckhusen(DEU) J Audi R8 LMS GT4	Racing One(DEU) Racing One	36	1:03:00.294	11.536	148.2	17	1:39.102	156.8
8	5 P.Stalidzane(DEU)/N.Rindlisbacher(CHE) J Audi R8 LMS GT4	Racing One(DEU) Racing One	36	1:03:00.752	11.994	148.2	9	1:39.332	156.4
9	18 F.Thoma(CHE)/J.Lesoudier(FRA) Aston Martin Vantage AMR GT4	PROpeak Performance PROpeak Performance	36	1:03:03.371	14.613	148.2	21	1:39.293	156.5
10	48 L.Trefz(DEU)/M.Haber(AUS) J Mercedes-AMG GT4	Leipert Motorsport Leipert Motorsport	36	1:03:03.886	15.128	148.0	6	1:39.099	156.8
11	33 C.Fagg(GBR)/M.Benyahia(MAR) J McLaren 570s GT4	Team GT Team GT	36	1:03:03.943	15.185	148.0	23	1:37.737	159.0
12	11 O.Mayer(DEU)/J.Springob(DEU) J Mercedes-AMG GT4	Bremotion Bremotion	36	1:03:05.798	17.040	147.9	19	1:39.230	156.6
13	23 L.Kraihamer(AUT)/R.Kofler(AUT) KTM X-Bow GT4	True Racing True Racing	36	1:03:05.998	17.240	147.9	9	1:39.317	156.5
14	21 C.Schöll(AUT)/G.van Parijs(BEL) Porsche Cayman GT4	Team Allied-Racing(DEU) Team Allied-Racing	36	1:03:11.482	22.724	147.7	9	1:40.351	154.9
15	36 M.Suabo(DEU)/A.Woller(DEU) T Mercedes-AMG GT4	Schütz Motorsport(DEU) Schütz Motorsport	36	1:03:13.209	24.451	147.7	10	1:40.257	155.0
16	17 H.Hadegasser(DEU)/H.Still(DEU) T Porsche Cayman GT4	KÜS TEAM75 Bernhard(DEU) KÜS TEAM75 Bernhard	36	1:03:21.631	32.873	147.2	11	1:39.409	156.3
17	66 D.Davidovac(DEU)/F.Dziwok(POL) T Porsche Cayman GT4	HP Racing International(DEU) HP Racing International	35	1:03:12.792	1 LAP	143.6	6	1:41.498	153.1
18	2 M.Schrey(DEU)/T.Jäger(AUT) BMW M4 GT4	Hofor Racing by Bonk Motorsport Hofor Racing by Bonk Motorsport	28	48:12.339	8LAPS	150.7	4	1:38.857	157.2
Not classified									
69	P.Dörr(DEU)/D.Trebing(USA) J McLaren 570s GT4	Dörr Motorsport Dörr Motorsport	20	34:07.644	16LAPS	152.1	12	1:38.307	158.1
24	M.Siljehaug(NOR)/E.Angermayr(AUT) J KTM X-Bow GT4	Felbermayr Reiter(DEU) Felbermayr Reiter	19	33:36.051	17LAPS	146.8	18	1:39.521	156.1
99	H.Owega(DEU)/J.Owega(DEU) J Mercedes-AMG GT4	GetSpeed Performance GetSpeed Performance	11	19:06.960	25LAPS	149.8	9	1:39.394	156.3
15	T.Tekaat(DEU)/F.Kovac(CRO) T BMW M4 GT4	MRS Besagroup Racing MRS Besagroup Racing	4	7:11.821	32LAPS	147.6	3	1:42.815	151.1
19	J.Viebahn(DEU)/J.Lappalainen(FIN) T Aston Martin Vantage AMR GT4	PROpeak Performance PROpeak Performance	3	5:26.454	33LAPS	145.4	2	1:40.610	154.5

Fastest lap of the race. Car 33 driver Charlie Fagg on lap 23. Time 1:37.737, average speed 159.0 km/h.

Subject to final scrutineering!		
Publication time:	Clerk of the Course: Andy Meklau	Timekeeper: Steffen Ruhl



ADAC GT4 Germany

Class Result List Race 2



Provisional

Reg. Nr.: Amf-CR08/2019

Red Bull Ring, Length: 4318m

Air temperature: 28.9°C

Track temperature: 34.06°C

Weather condition: Dry

Sunday, June 9, 2019 16:30:00

started : 23 classified : 18 not classified : 5

Nr. Drivers	Team	Laps	Total Time	Gap	Kph	Lap	Time	Kph
Car	Competitor							

CLASS: Trophy

Started: 8	Classified: 6	Not Classified: 2							
1 22 J.Kasperlik(DEU)/L.Kern(DEU) Porsche Cayman GT4	Team Allied-Racing(DEU) Team Allied-Racing		36	1:02:56.120		148.3	5	1:39.100	156.8
2 14 S.Grotstollen(DEU)/G.Braun(DEU) BMW M4 GT4	MRS Besagroup Racing MRS Besagroup Racing		36	1:02:57.153	1.033	148.3	5	1:38.875	157.2
3 11 O.Mayer(DEU)/J.Springob(DEU) Mercedes-AMG GT4	Bremotion Bremotion		36	1:03:05.798	9.678	147.9	19	1:39.230	156.6
4 36 M.Suabo(DEU)/A.Woller(DEU) Mercedes-AMG GT4	Schütz Motorsport(DEU) Schütz Motorsport		36	1:03:13.209	17.089	147.7	10	1:40.257	155.0
5 17 H.Hadegasser(DEU)/H.Still(DEU) Porsche Cayman GT4	KÜS TEAM75 Bernhard(DEU) KÜS TEAM75 Bernhard		36	1:03:21.631	25.511	147.2	11	1:39.409	156.3
6 66 D.Davidovac(DEU)/F.Dziwok(POL) Porsche Cayman GT4	HP Racing International(DEU) HP Racing International		35	1:03:12.792	1 LAP	143.6	6	1:41.498	153.1

Not classified

15 T.Tekaat(DEU)/F.Kovac(CRO) BMW M4 GT4	MRS Besagroup Racing MRS Besagroup Racing		4	7:11.821	32LAPS	147.6	3	1:42.815	151.1
19 J.Viebahn(DEU)/J.Lappalainen(FIN) Aston Martin Vantage AMR GT4	PROpeak Performance PROpeak Performance		3	5:26.454	33LAPS	145.4	2	1:40.610	154.5

Fastest lap of the class. Car 14 driver Georg Braun on lap 5. Time 1:38.875, average speed 157.2 km/h.

CLASS: Junior

Started: 9	Classified: 6	Not Classified: 3							
1 7 M.Zug(DEU)/G.Piana(ITA) BMW M4 GT4	RN Vision STS(DEU) RN Vision STS		36	1:02:54.260		148.4	27	1:38.999	157.0
2 6 M.Lungstrass(DEU)/M.Beckhusen(DEU) Audi R8 LMS GT4	Racing One(DEU) Racing One		36	1:03:00.294	6.034	148.2	17	1:39.102	156.8
3 5 P.Stalidzane(DEU)/N.Rindlisbacher(CHE) Audi R8 LMS GT4	Racing One(DEU) Racing One		36	1:03:00.752	6.492	148.2	9	1:39.332	156.4
4 48 L.Trefz(DEU)/M.Haber(AUS) Mercedes-AMG GT4	Leipert Motorsport Leipert Motorsport		36	1:03:03.886	9.626	148.0	6	1:39.099	156.8
5 33 C.Fagg(GBR)/M.Benyahia(MAR) McLaren 570s GT4	Team GT Team GT		36	1:03:03.943	9.683	148.0	23	1:37.737	159.0
6 11 O.Mayer(DEU)/J.Springob(DEU) Mercedes-AMG GT4	Bremotion Bremotion		36	1:03:05.798	11.538	147.9	19	1:39.230	156.6

Not classified

69 P.Dörr(DEU)/D.Trebing(USA) McLaren 570s GT4	Dörr Motorsport Dörr Motorsport		20	34:07.644	16LAPS	152.1	12	1:38.307	158.1
24 M.Siljehaug(NOR)/E.Angermayr(AUT) KTM X-Bow GT4	Felbermayr Reiter(DEU) Felbermayr Reiter		19	33:36.051	17LAPS	146.8	18	1:39.521	156.1
99 H.Owega(DEU)/J.Owega(DEU) Mercedes-AMG GT4	GetSpeed Performance GetSpeed Performance		11	19:06.960	25LAPS	149.8	9	1:39.394	156.3

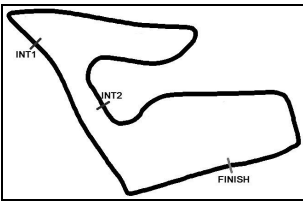
Fastest lap of the class. Car 33 driver Charlie Fagg on lap 23. Time 1:37.737, average speed 159.0 km/h.

Subject to final scrutineering!

Publication time:

Clerk of the Course: Andy Meklau

Timekeeper: Steffen Ruhl



ADAC GT4 Germany

Lap Chart Race 2

Provisional

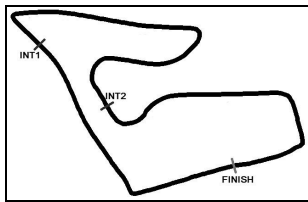


Red Bull Ring, Length: 4318 m

Sunday, June 9, 2019 16:30:00

LapCha	1	2	3	4	5	6	7	8	9	10	11	12	13	14	15	16	17	18	19	20	21	22	23	24	25	26	27	28	29	30	31	32	33	34	35	36	37	38	39	40	41	42	43	44	45		
LAP 36	94	3	59	7	22	14	6	5	18	48	33	11	23	21	36	17																															

.- PITSTOP ' -LAPBEHIND



ADAC GT4 Germany

Sector List Race 2



Provisional

Reg. Nr.: Amf-CR08/2019

Red Bull Ring, Length: 4318m

Air temperature: 28.9°C

Track temperature: 34.06°C

Weather condition: Dry

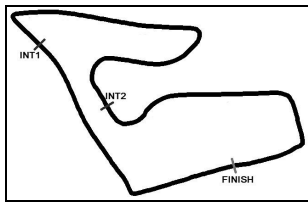
Sunday, June 9, 2019 16:30:00

Lap	Time	SE1	SP1	SE2	SP2	SE3	SP3	TSP	Lap	Time	SE1	SP1	SE2	SP2	SE3	SP3	TSP
2 Schrey, DEU / Jäger, AUT									theoretical besttime: 1:38.762								
1	1:47.378	31.364	216	44.429	164	31.585	185	216	16	1:44.424	25.111	217	43.484	157	35.829	217	
2	1:39.563	25.134	216	43.562	164	30.867	187	216	17	3:16.196	2:01.650	217	43.606	159	30.940	188	217
3	1:39.281	25.057	217	43.573	159	30.651	187	217	18	1:39.531	25.131	217	43.762	154	30.638	188	217
4	1:38.857	24.967	218	43.340	161	30.550	188	218	19	1:39.447	25.124	218	43.597	155	30.726	187	218
5	1:38.890	25.016	218	43.277	162	30.597	187	218	20	1:39.432	25.045	218	43.671	159	30.716	189	218
6	1:39.896	24.935	218	44.183	151	30.778	187	218	21	1:39.338	25.033	218	43.632	156	30.673	188	218
7	1:39.168	25.026	217	43.531	158	30.611	187	217	22	1:39.326	25.046	218	43.720	160	30.560	189	218
8	1:39.176	25.037	217	43.474	160	30.665	187	217	23	1:39.531	25.034	219	43.739	153	30.758	188	219
9	1:39.205	25.099	218	43.352	164	30.754	185	218	24	1:39.443	25.043	218	43.623	154	30.777	188	218
10	1:38.940	25.003	219	43.315	158	30.622	186	219	25	1:39.614	25.120	218	43.674	155	30.820	187	218
11	1:39.120	24.990	218	43.402	165	30.728	187	218	26	1:39.737	25.099	218	43.845	152	30.793	188	218
12	1:39.179	25.138	218	43.446	160	30.595	187	218	27	1:39.503	24.950	218	43.819	155	30.734	186	218
13	1:39.347	25.015	218	43.472	160	30.860	185	218	28	1:39.595	25.000	220	43.875	152	30.720	187	220
14	1:39.793	25.312	217	43.595	163	30.886	184	217	29		25.086	204					204
15	1:39.429	25.213	217	43.429	163	30.787	186	217									

Lap	Time	SE1	SP1	SE2	SP2	SE3	SP3	TSP	Lap	Time	SE1	SP1	SE2	SP2	SE3	SP3	TSP
3 Fischer, AUT / Hürtgen, DEU									theoretical besttime: 1:38.653								
1	1:45.654	30.708	213	43.982	157	30.964	186	213	19	1:43.645	25.112	217	43.573	156	34.960	217	
2	1:40.360	25.174	216	44.117	148	31.069	187	216	20	3:09.505	1:54.936	213	43.820	152	30.749	187	213
3	1:39.322	25.167	217	43.505	150	30.650	187	217	21	1:39.799	25.092	216	43.762	148	30.945	187	216
4	1:38.871	25.003	217	43.316	155	30.552	187	217	22	1:39.593	25.201	216	43.590	152	30.802	187	216
5	1:39.100	25.102	217	43.399	154	30.599	187	217	23	1:39.712	25.176	217	43.714	150	30.822	187	217
6	1:38.957	24.969	218	43.325	155	30.663	187	218	24	1:40.719	25.167	217	44.475	145	31.077	187	217
7	1:38.883	24.982	217	43.227	155	30.674	187	217	25	1:40.799	25.690	217	44.011	152	31.098	187	217
8	1:38.925	24.969	217	43.359	154	30.597	187	217	26	1:40.108	25.244	217	43.869	149	30.995	187	217
9	1:39.824	25.002	218	44.061	147	30.761	188	218	27	1:39.875	25.090	218	43.857	152	30.928	186	218
10	1:38.868	24.973	218	43.358	154	30.537	187	218	28	1:39.403	25.096	218	43.547	151	30.760	186	218
11	1:38.958	24.981	218	43.422	158	30.555	188	218	29	1:39.818	25.022	219	43.821	152	30.975	187	219
12	1:38.919	24.942	219	43.365	158	30.612	187	219	30	2:18.401	27.475	144	1:00.385	85	50.541	135	144
13	1:38.922	24.889	218	43.409	159	30.624	187	218	31	2:29.898	38.512	106	1:03.736	100	47.650	187	106
14	1:38.995	24.908	218	43.433	156	30.654	187	218	32	1:40.505	25.286	217	44.182	146	31.037	187	217
15	1:39.146	24.976	218	43.437	154	30.733	187	218	33	1:39.809	25.145	219	43.781	147	30.883	187	219
16	1:39.147	25.026	217	43.400	158	30.721	187	217	34	1:39.861	25.073	218	43.764	150	31.024	186	218
17	1:39.096	24.998	218	43.449	157	30.649	187	218	35	1:39.915	25.117	217	43.762	149	31.036	187	217
18	1:39.203	24.995	218	43.378	156	30.830	186	218	36	1:40.023	25.060	217	43.957	144	31.006	186	217

Lap	Time	SE1	SP1	SE2	SP2	SE3	SP3	TSP	Lap	Time	SE1	SP1	SE2	SP2	SE3	SP3	TSP
5 Stalidzane, DEU / Rindlisbacher, CHE									theoretical besttime: 1:39.084								
1	1:51.674	33.715	192	46.639	144	31.320	183	192	19	1:44.950	25.796	209	43.944	154	35.210	209	
2	1:42.174	25.834	211	45.555	146	30.785	183	211	20	3:16.352	2:00.945	207	44.442	147	30.965	184	207
3	1:41.132	25.510	213	44.941	150	30.681	184	213	21	1:40.490	25.434	211	43.944	144	31.112	181	211
4	1:40.630	25.458	207	44.207	144	30.965	185	207	22	1:40.704	25.476	212	44.058	147	31.170	184	212
5	1:40.995	25.773	211	43.965	147	31.257	183	211	23	1:41.898	25.466	211	44.694	143	31.738	180	211
6	1:39.769	25.528	212	43.572	154	30.669	185	212	24	1:41.297	25.605	211	44.416	142	31.276	184	211
7	1:39.747	25.408	212	43.720	152	30.619	183	212	25	1:41.460	25.495	211	44.494	142	31.471	184	211
8	1:39.886	25.856	209	43.598	150	30.432	184	209	26	1:41.252	25.484	211	44.478	143	31.290	183	211
9	1:39.332	25.418	210	43.452	152	30.462	184	210	27	1:41.501	25.494	211	44.347	141	31.660	178	211
10	1:39.634	25.607	211	43.702	153	30.325	184	211	28	1:40.457	25.472	212	43.975	142	31.010	182	212
11	1:39.538	25.498	211	43.666	152	30.374	184	211	29	1:41.841	25.358	213	44.439	135	32.044	178	213
12	1:39.779	25.388	211	43.847	150	30.544	185	211	30	1:46.262	25.723	211	44.823	145	35.716	97	211
13	1:39.545	25.527	211	43.616	153	30.402	184	211	31	2:24.724	38.015	119	1:00.378	106	46.331	180	119
14	1:39.741	25.576	211	43.684	149	30.481	184	211	32	1:42.331	25.944	212	45.069	142	31.318	186	212
15	1:39.863	25.643	210	43.616	155	30.604	184	210	33	1:40.266	25.307	213	44.089	142	30.870	185	213
16	1:39.994	25.685	210	43.758	150	30.551	183	210	34	1:40.371	25.442	213	44.007	143	30.922	183	213
17	1:40.058	25.769	210	43.786	151	30.503	184	210	35	1:40.886	25.322	210	44.582	150	30.982	184	210
18	1:40.044	25.567	210	43.564	156	30.913	181	210	36	1:40.175	25.386	213	43.990	147	30.799	184	213

Lap	Time	SE1	SP1	SE2	SP2	SE3	SP3	TSP	Lap	Time	SE1	SP1	SE2	SP2	SE3	SP3	TSP
6 Lungstrass, DEU / Beckhusen, DEU									theoretical besttime: 1:38.984								
1	1:51.271	33.810	211	46.030	151	31.431	183	211	19	3:20.564	2:03.929	205	44.488	159	32.147	180	205
2	1:41.723	25.705	213	45.095	147	30.923	186	213	20	1:40.322	25.664	209	43.884	155	30.774	183	209
3	1:40.563	25.626	216	44.193	144	30.744	185	216	21	1:40.593	25.628	209	43.921	153	31.044	184	209
4	1:39.828	25.356	212	43.427	152	31.045	184	212	22	1:40.610	25.508	210	43.625	150	31.477	182	210
5	1:39.808	25.543	211	43.752	144	30.513	185	211	23	1:40.627	25.590	209	43.960	154	31.077	181	209



ADAC GT4 Germany

Sector List Race 2



Provisional

Reg. Nr.: Amf-CR08/2019

Red Bull Ring, Length: 4318m

Air temperature: 28.9°C

Track temperature: 34.06°C

Weather condition: Dry

Sunday, June 9, 2019 16:30:00

Lap	Time	SE1	SP1	SE2	SP2	SE3	SP3	TSP	Lap	Time	SE1	SP1	SE2	SP2	SE3	SP3	TSP
6	1:39.581	25.431	211	43.751	150	30.399	186	211	24	1:40.170	25.456	210	43.769	150	30.945	184	210
7	1:39.525	25.303	211	43.714	151	30.508	186	211	25	1:40.411	25.613	209	43.988	151	30.810	185	209
8	1:39.367	25.295	211	43.615	150	30.457	185	211	26	1:40.279	25.447	210	43.672	154	31.160	182	210
9	1:39.539	25.391	211	43.424	152	30.724	185	211	27	1:40.684	25.533	211	44.003	143	31.148	182	211
10	1:39.436	25.332	212	43.502	151	30.602	184	212	28	1:40.249	25.444	211	43.840	150	30.965	182	211
11	1:39.291	25.286	211	43.522	152	30.483	185	211	29	1:44.408	25.501	211	45.406	123	33.501	179	211
12	1:39.651	25.213	213	43.629	151	30.809	185	213	30	1:49.978	27.264	150	46.491	142	36.223	103	150
13	1:39.605	25.406	211	43.693	151	30.506	185	211	31	2:26.437	37.932	112	1:01.589	99	46.916	177	112
14	1:39.238	25.378	211	43.423	152	30.437	186	211	32	1:41.911	26.155	209	44.949	156	30.807	183	209
15	1:39.620	25.254	211	43.821	150	30.545	185	211	33	1:40.052	25.364	212	44.043	146	30.645	183	212
16	1:39.304	25.322	212	43.480	152	30.502	186	212	34	1:41.173	25.396	212	44.248	153	31.529	178	212
17	1:39.102	25.295	212	43.372	147	30.435	186	212	35	1:40.841	25.683	211	44.334	161	30.824	183	211
18	1:44.326	25.632	211	43.542	152	35.152		211	36	1:40.207	25.450	211	43.975	155	30.782	182	211

7 Zug, DEU / Piana, ITA

theoretical besttime: 1:38.579

1	1:50.184	33.462	205	45.518	151	31.204	185	205	19	1:40.030	25.086	218	43.877	154	31.067	184	218
2	1:40.463	25.338	215	44.571	160	30.554	186	215	20	1:39.325	25.281	216	43.252	148	30.792	187	216
3	1:39.041	25.036	217	43.370	158	30.635	185	217	21	1:39.665	24.941	217	43.869	146	30.855	187	217
4	1:39.761	25.062	216	44.215	150	30.484	187	216	22	1:39.894	25.184	215	43.875	152	30.835	187	215
5	1:39.250	25.070	217	43.605	154	30.575	187	217	23	1:39.300	25.143	217	43.428	148	30.729	187	217
6	1:40.329	25.924	213	43.784	154	30.621	186	213	24	1:39.372	25.138	217	43.507	147	30.727	188	217
7	1:39.303	24.963	216	43.519	152	30.821	185	216	25	1:39.140	25.010	217	43.322	152	30.808	186	217
8	1:39.268	24.987	217	43.708	154	30.573	186	217	26	1:39.151	25.035	217	43.275	155	30.841	187	217
9	1:39.216	25.124	217	43.471	156	30.621	186	217	27	1:38.999	24.878	218	43.428	154	30.693	187	218
10	1:39.400	25.037	217	43.462	152	30.901	186	217	28	1:39.685	24.843	219	43.873	156	30.969	187	219
11	1:39.569	24.995	217	43.800	153	30.774	187	217	29	1:40.813	24.890	217	44.598	151	31.325	171	217
12	1:39.382	25.096	217	43.586	156	30.700	186	217	30	2:08.569	26.818	193	51.226	86	50.525	140	193
13	1:39.754	25.197	216	43.807	155	30.750	187	216	31	2:29.428	38.985	94	1:03.252	94	47.191	187	94
14	1:39.643	25.209	215	43.785	155	30.649	187	215	32	1:40.790	25.455	216	44.254	149	31.081	185	216
15	1:39.785	25.483	216	43.695	155	30.607	187	216	33	1:39.459	25.076	219	43.723	151	30.660	189	219
16	1:44.787	25.139	217	43.813	158	35.835		217	34	1:39.788	24.915	219	44.013	150	30.860	187	219
17	3:10.632	1:55.868	214	43.853	150	30.911	187	214	35	1:40.947	25.095	220	44.349	157	31.503	183	220
18	1:39.659	25.237	217	43.514	150	30.908	187	217	36	1:40.479	25.413	216	44.101	149	30.965	186	216

11 Mayer, DEU / Springob, DEU

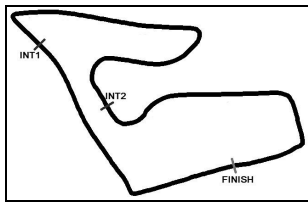
theoretical besttime: 1:38.952

1	1:48.667	32.384	211	44.551	158	31.732	180	211	19	1:39.230	25.250	211	43.241	169	30.739	185	211
2	1:51.470	26.300	212	54.214	162	30.956	184	212	20	1:43.419	25.535	211	43.210	170	34.674		211
3	1:39.946	25.265	213	43.900	160	30.781	186	213	21	3:22.026	2:05.478	205	44.415	147	32.133	175	205
4	1:40.103	25.408	212	43.998	165	30.697	185	212	22	1:42.282	26.066	206	44.875	146	31.341	184	206
5	1:39.545	25.251	213	43.539	156	30.755	186	213	23	1:41.127	25.624	212	43.962	145	31.541	184	212
6	1:40.282	25.407	214	44.169	164	30.706	186	214	24	1:40.949	25.650	213	43.994	142	31.305	185	213
7	1:39.763	25.371	214	43.697	167	30.695	186	214	25	1:40.743	25.543	212	44.002	148	31.198	185	212
8	1:39.958	25.166	213	44.095	165	30.697	184	213	26	1:40.507	25.455	213	44.024	138	31.028	185	213
9	1:39.761	25.280	212	43.808	164	30.673	185	212	27	1:41.031	25.687	213	43.989	137	31.355	184	213
10	1:40.099	25.330	213	44.153	162	30.616	186	213	28	1:41.171	25.817	213	43.983	137	31.371	183	213
11	1:39.599	25.375	210	43.561	168	30.663	185	210	29	1:50.428	25.601	214	46.988	100	37.839	179	214
12	1:39.845	25.372	212	43.594	168	30.879	184	212	30	1:44.010	26.311	176	45.814	143	31.885	183	176
13	1:39.674	25.371	212	43.607	167	30.696	185	212	31	2:14.100	29.387	121	59.015	88	45.698	183	121
14	1:39.408	25.293	211	43.405	167	30.710	184	211	32	1:42.587	26.164	204	45.459	146	30.964	184	204
15	1:39.314	25.387	212	43.298	169	30.629	185	212	33	1:40.715	25.490	214	44.139	151	31.086	184	214
16	1:39.237	25.272	212	43.267	168	30.698	185	212	34	1:41.576	25.451	214	44.109	149	32.016	178	214
17	1:40.031	25.358	213	43.669	163	31.004	185	213	35	1:42.171	26.540	209	44.746	144	30.885	185	209
18	1:39.327	25.473	212	43.278	168	30.576	186	212	36	1:41.697	25.466	213	44.747	143	31.484	181	213

14 Grotstollen, DEU / Braun, DEU

theoretical besttime: 1:38.715

1	1:48.611	31.551	215	44.859	156	32.201	182	215	19	3:17.076	2:01.593	203	44.471	156	31.012	185	203
2	1:40.563	25.701	215	44.202	148	30.660	186	215	20	1:40.413	25.288	214	43.863	153	31.262	185	214
3	1:40.063	25.214	217	44.030	151	30.819	186	217	21	1:40.454	25.305	216	44.169	156	30.980	185	216
4	1:39.771	25.124	216	44.227	152	30.420	188	216	22	1:39.783	25.355	216	43.533	156	30.895	187	216
5	1:38.875	24.963	218	43.617	151	30.295	189	218	23	1:39.954	25.062	216	43.826	158	31.066	186	216
6	1:39.713	25.551	215	43.643	150	30.519	189	215	24	1:41.011	25.314	216	44.686	159	31.011	185	216
7	1:39.323	24.909	217	43.559	149	30.855	185	217	25	1:39.759	25.035	217	43.691	153	31.033	185	217
8	1:39.926	25.105	214	44.086	147	30.735	187	214	26	1:39.934	25.224	217	43.713	155	30.997	186	217



ADAC GT4 Germany

Sector List Race 2



Provisional

Reg. Nr.: Amf-CR08/2019

Red Bull Ring, Length: 4318m

Air temperature: 28.9°C

Track temperature: 34.06°C

Weather condition: Dry

Sunday, June 9, 2019 16:30:00

Lap	Time	SE1	SP1	SE2	SP2	SE3	SP3	TSP	Lap	Time	SE1	SP1	SE2	SP2	SE3	SP3	TSP
9	1:39.323	24.977	217	43.581	142	30.765	187	217	27	1:39.962	25.150	217	43.817	158	30.995	185	217
10	1:39.551	25.090	217	43.511	147	30.950	186	217	28	1:39.868	25.089	218	43.576	157	31.203	185	218
11	1:39.460	24.971	216	43.651	149	30.838	187	216	29	1:43.556	25.155	218	43.571	155	34.830	185	218
12	1:39.515	25.074	217	43.746	140	30.695	187	217	30	1:57.939	26.230	182	46.055	149	45.654	109	182
13	1:39.951	25.181	215	43.901	150	30.869	187	215	31	2:28.304	38.429	109	1:02.871	95	47.004	184	109
14	1:39.661	25.298	216	43.615	142	30.748	187	216	32	1:41.431	25.804	217	44.139	154	31.488	183	217
15	1:39.704	25.386	215	43.642	149	30.676	187	215	33	1:40.715	25.487	218	44.104	156	31.124	187	218
16	1:39.348	25.210	215	43.563	143	30.575	187	215	34	1:40.008	25.316	217	43.797	163	30.895	186	217
17	1:39.390	25.040	217	43.665	147	30.685	188	217	35	1:39.902	25.144	217	43.694	152	31.064	186	217
18	1:44.487	25.003	216	43.931	146	35.553		216	36	1:39.849	25.085	219	43.599	155	31.165	183	219

15 Tekaat, DEU / Kovac, CRO

theoretical besttime: 1:42.149

1	1:55.895	36.092	197	47.105	131	32.698	182	197	4	1:49.882	26.025	206	45.678	150	38.179	60	206
2	1:43.229	25.957	214	45.561	150	31.711	183	214	5								
3	1:42.815	25.618	216	44.820	139	32.377	179	216									

17 Hadergasser, DEU / Still, DEU

theoretical besttime: 1:39.235

1	1:47.941	30.845	206	44.985	164	32.111	179	206	19	1:40.085	25.526	210	43.774	152	30.785	184	210
2	1:40.895	25.839	211	44.302	157	30.754	184	211	20	1:45.774	25.429	212	44.343	154	36.002	182	212
3	1:39.774	25.326	212	43.792	156	30.656	184	212	21	3:17.973	1:57.324	203	47.320	129	33.329	177	203
4	1:39.583	25.310	211	43.617	155	30.656	184	211	22	1:45.161	26.601	208	45.712	131	32.848	180	208
5	1:39.500	25.369	212	43.459	156	30.672	184	212	23	1:45.893	26.272	209	46.813	129	32.808	181	209
6	1:39.641	25.536	211	43.531	149	30.574	185	211	24	1:44.359	26.019	210	45.798	132	32.542	180	210
7	1:40.545	25.476	212	44.352	151	30.717	184	212	25	1:44.314	26.473	188	45.604	137	32.237	179	188
8	1:40.352	25.408	211	44.155	150	30.789	184	211	26	1:44.529	26.781	192	45.492	137	32.256	181	192
9	1:39.743	25.516	211	43.621	155	30.606	184	211	27	1:45.717	26.102	210	46.331	112	33.284	174	210
10	1:39.494	25.306	212	43.637	156	30.551	184	212	28	1:44.037	26.322	210	45.086	144	32.629	179	210
11	1:39.409	25.315	212	43.465	153	30.629	185	212	29	1:46.811	26.182	210	47.004	142	33.625	179	210
12	1:39.431	25.391	212	43.449	156	30.591	184	212	30	1:45.910	26.569	205	46.257	144	33.084	176	205
13	1:39.625	25.334	213	43.580	159	30.711	184	213	31	2:04.428	26.836	208	51.519	75	46.073	177	208
14	1:39.789	25.325	213	43.712	158	30.752	185	213	32	1:44.356	26.926	198	45.516	150	31.914	182	198
15	1:40.028	25.487	212	43.855	154	30.686	185	212	33	1:44.262	26.234	211	45.255	145	32.773	170	211
16	1:39.716	25.570	211	43.499	153	30.647	184	211	34	1:44.132	26.557	210	45.206	152	32.369	181	210
17	1:39.565	25.414	211	43.556	154	30.595	185	211	35	1:43.991	26.186	210	45.327	147	32.478	179	210
18	1:40.093	25.235	212	43.621	158	31.237	185	212	36	1:44.775	26.284	209	45.825	147	32.666	179	209

18 Thoma, CHE / Lesoudier, FRA

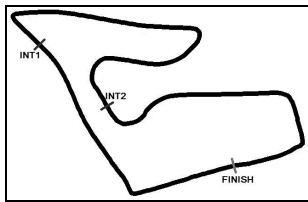
theoretical besttime: 1:39.106

1	1:53.826	35.439	198	46.997	138	31.390	183	198	19	1:39.444	25.272	209	43.735	147	30.437	184	209
2	1:41.756	25.653	210	45.024	139	31.079	184	210	20	1:39.881	25.390	207	43.890	145	30.601	183	207
3	1:41.949	25.483	212	45.039	137	31.427	184	212	21	1:39.293	25.286	209	43.640	150	30.367	187	209
4	1:41.052	25.601	210	44.595	146	30.856	184	210	22	1:39.661	25.149	210	43.999	149	30.513	185	210
5	1:40.795	25.662	209	44.340	142	30.793	184	209	23	1:40.058	25.166	212	44.220	145	30.672	186	212
6	1:40.296	25.523	210	44.056	151	30.717	186	210	24	1:40.441	25.614	209	44.386	144	30.441	186	209
7	1:41.085	25.527	210	44.786	144	30.772	185	210	25	1:39.625	25.184	210	44.058	146	30.383	186	210
8	1:40.627	25.450	210	44.186	148	30.991	184	210	26	1:40.250	25.624	208	44.032	148	30.594	184	208
9	1:40.641	25.514	210	44.167	150	30.960	184	210	27	1:39.665	25.210	211	43.973	147	30.482	183	211
10	1:40.735	25.427	211	44.547	147	30.761	184	211	28	1:40.052	25.471	211	44.100	144	30.481	185	211
11	1:40.920	25.526	209	44.467	150	30.927	184	209	29	1:50.471	25.396	210	47.083	100	37.992	171	210
12	1:41.111	25.521	210	44.532	150	31.058	183	210	30	1:43.784	26.504	189	45.863	144	31.417	182	189
13	1:40.740	25.700	209	44.252	148	30.788	184	209	31	2:13.645	29.157	120	59.249	80	45.239	186	120
14	1:41.563	26.282	208	44.286	146	30.995	184	208	32	1:41.253	25.699	212	45.043	138	30.511	187	212
15	1:47.065	25.770	209	44.878	149	36.417		209	33	1:39.802	25.250	212	44.161	143	30.391	186	212
16	3:17.420	2:02.356	203	44.493	149	30.571	186	203	34	1:41.308	25.369	213	44.445	150	31.494	176	213
17	1:39.690	25.388	209	43.985	147	30.317	185	209	35	1:43.071	26.283	209	45.537	145	31.251	183	209
18	1:39.726	25.292	210	43.861	147	30.573	185	210	36	1:40.670	25.336	211	44.338	148	30.996	182	211

19 Viebahn, DEU / Lappalainen, FIN

theoretical besttime: 1:40.358

1	1:52.715	36.368	207	45.676	148	30.671	184	207	3	1:53.129	25.458	209	46.887	125	40.784		209
2	1:40.610	25.191	212	44.496	151	30.923	185	212									



ADAC GT4 Germany

Sector List Race 2



Provisional

Reg. Nr.: Amf-CR08/2019

Red Bull Ring, Length: 4318m

Air temperature: 28.9°C

Track temperature: 34.06°C

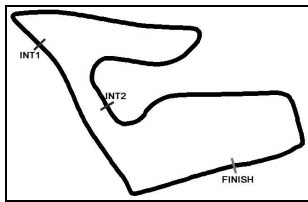
Weather condition: Dry

Sunday, June 9, 2019 16:30:00

Lap	Time	SE1	SP1	SE2	SP2	SE3	SP3	TSP	Lap	Time	SE1	SP1	SE2	SP2	SE3	SP3	TSP
21	Schöll, AUT / van Parijs, BEL								theoretical besttime: 1:40.110								
1	1:50.185	32.519	210	45.440	157	32.226	179	210	19	1:42.099	25.890	208	44.782	161	31.427	180	208
2	1:42.459	26.121	210	45.155	156	31.183	182	210	20	1:41.927	25.825	208	44.691	159	31.411	181	208
3	1:41.541	25.512	211	44.417	157	31.612	183	211	21	1:42.973	25.928	208	44.842	157	32.203	181	208
4	1:40.762	25.505	211	44.251	157	31.006	182	211	22	1:42.333	26.029	208	44.759	154	31.545	181	208
5	1:40.660	25.722	210	44.072	152	30.866	182	210	23	1:41.775	25.849	208	44.583	157	31.343	181	208
6	1:40.608	25.751	209	44.003	156	30.854	183	209	24	1:41.994	25.906	208	44.820	159	31.268	181	208
7	1:41.012	25.594	208	44.541	153	30.877	182	208	25	1:42.282	25.879	207	45.042	158	31.361	181	207
8	1:40.819	25.784	210	44.420	152	30.615	183	210	26	1:43.052	26.300	206	45.163	151	31.589	181	206
9	1:40.351	25.578	210	44.028	152	30.745	183	210	27	1:42.245	25.814	209	44.826	153	31.605	182	209
10	1:40.810	25.836	210	44.142	153	30.832	180	210	28	1:42.042	25.925	209	44.857	158	31.260	182	209
11	1:41.167	25.881	208	44.468	153	30.818	183	208	29	1:44.295	25.961	210	46.375	152	31.959	173	210
12	1:41.595	25.736	208	44.987	152	30.872	183	208	30	1:42.539	26.069	209	44.982	153	31.488	182	209
13	1:40.736	25.492	211	44.254	160	30.990	181	211	31	1:59.023	25.887	209	47.392	72	45.744	177	209
14	1:40.784	25.748	209	44.105	156	30.931	183	209	32	1:42.548	26.433	209	44.665	160	31.450	181	209
15	1:40.701	25.686	210	44.144	156	30.871	183	210	33	1:41.916	25.933	210	44.615	151	31.368	182	210
16	1:45.108	25.908	209	44.154	158	35.046		209	34	1:42.299	26.181	208	45.086	156	31.032	182	208
17	3:19.811	2:03.431	207	45.066	154	31.314	182	207	35	1:42.296	26.243	209	44.833	154	31.220	181	209
18	1:42.571	26.301	207	44.732	156	31.538	181	207	36	1:42.164	25.763	209	44.958	157	31.443	180	209

Lap	Time	SE1	SP1	SE2	SP2	SE3	SP3	TSP	Lap	Time	SE1	SP1	SE2	SP2	SE3	SP3	TSP
22	Kasperlik, DEU / Kern, DEU								theoretical besttime: 1:38.896								
1	1:47.827	31.502	209	44.649	152	31.676	182	209	19	1:39.713	25.207	213	43.736	164	30.770	185	213
2	1:40.732	25.775	212	44.231	160	30.726	185	212	20	1:43.927	25.380	213	43.604	165	34.943		213
3	1:39.384	25.204	213	43.578	165	30.602	185	213	21	3:15.766	2:00.759	209	44.027	149	30.980	183	209
4	1:39.164	25.229	213	43.313	165	30.622	185	213	22	1:41.045	25.691	211	44.351	150	31.003	184	211
5	1:39.100	25.190	213	43.378	164	30.532	184	213	23	1:40.722	25.712	212	43.870	141	31.140	183	212
6	1:39.364	25.212	214	43.418	164	30.734	183	214	24	1:40.351	25.451	213	44.078	146	30.822	183	213
7	1:39.286	25.127	214	43.392	161	30.767	183	214	25	1:40.299	25.553	212	43.992	147	30.754	184	212
8	1:39.161	25.219	213	43.268	159	30.674	185	213	26	1:40.198	25.588	211	43.898	146	30.712	183	211
9	1:39.164	25.283	213	43.326	164	30.555	185	213	27	1:40.507	25.526	212	44.058	147	30.923	183	212
10	1:39.227	25.096	214	43.538	162	30.593	185	214	28	1:40.292	25.597	212	43.991	148	30.704	183	212
11	1:39.203	25.161	213	43.450	164	30.592	185	213	29	1:41.719	25.514	213	44.052	149	32.153	180	213
12	1:39.537	25.217	214	43.603	160	30.717	186	214	30	2:01.382	26.401	203	45.626	113	49.355	125	203
13	1:40.282	25.310	214	44.152	159	30.820	184	214	31	2:29.426	38.567	90	1:03.276	101	47.583	180	90
14	1:39.578	25.290	214	43.464	165	30.824	185	214	32	1:40.439	25.326	215	44.264	151	30.849	183	215
15	1:39.197	25.187	214	43.461	163	30.549	185	214	33	1:40.703	25.568	211	44.257	150	30.878	183	211
16	1:39.386	25.251	214	43.434	162	30.701	184	214	34	1:40.742	25.750	213	44.180	153	30.812	183	213
17	1:39.102	25.109	214	43.361	160	30.632	185	214	35	1:40.281	25.447	212	44.027	150	30.807	184	212
18	1:39.899	25.182	215	43.966	161	30.751	185	215	36	1:40.015	25.380	213	43.837	150	30.798	184	213

Lap	Time	SE1	SP1	SE2	SP2	SE3	SP3	TSP	Lap	Time	SE1	SP1	SE2	SP2	SE3	SP3	TSP
23	Kraihamer, AUT / Kofler, AUT								theoretical besttime: 1:39.034								
1	1:49.552	33.339	201	45.070	149	31.143	180	201	19	1:40.167	25.984	202	43.499	153	30.684	183	202
2	1:41.500	26.182	204	44.682	157	30.636	181	204	20	1:46.387	25.999	203	43.808	153	36.580		203
3	1:39.913	25.744	203	43.711	156	30.458	183	203	21	3:13.650	1:57.350	195	45.318	157	30.982	180	195
4	1:39.730	25.765	203	43.471	153	30.494	183	203	22	1:41.171	25.727	204	44.590	156	30.854	182	204
5	1:39.546	25.748	203	43.450	155	30.348	183	203	23	1:40.477	25.753	203	43.767	164	30.957	179	203
6	1:39.855	26.068	203	43.517	156	30.270	183	203	24	1:40.236	25.763	203	43.841	152	30.632	182	203
7	1:39.663	25.755	203	43.507	156	30.401	182	203	25	1:39.953	25.725	204	43.576	157	30.652	182	204
8	1:39.447	25.781	203	43.376	153	30.290	183	203	26	1:39.983	25.623	205	43.643	158	30.717	181	205
9	1:39.317	25.574	205	43.378	156	30.365	182	205	27	1:40.093	25.759	204	43.627	158	30.707	181	204
10	1:39.455	25.703	205	43.437	156	30.315	183	205	28	1:40.078	25.806	205	43.641	159	30.631	181	205
11	1:39.511	25.721	203	43.464	154	30.326	182	203	29	1:42.824	25.763	206	43.866	160	33.195	179	206
12	1:39.351	25.749	204	43.230	156	30.372	183	204	30	1:57.837	27.165	141	46.947	154	43.725	100	141
13	1:39.456	25.663	204	43.407	156	30.386	182	204	31	2:27.678	38.447	108	1:02.344	101	46.887	175	108
14	1:39.581	25.758	204	43.359	155	30.464	182	204	32	1:41.359	26.336	200	44.262	156	30.761	182	200
15	1:40.017	25.989	203	43.437	152	30.591	183	203	33	1:40.502	25.739	205	43.986	160	30.777	182	205
16	1:39.827	26.029	203	43.568	155	30.230	183	203	34	1:44.179	25.923	205	46.616	152	31.640	174	205
17	1:39.604	25.744	204	43.548	155	30.312	182	204	35	1:42.578	27.016	203	44.621	152	30.941	181	203
18	1:39.923	25.779	204	43.452	156	30.692	183	204	36	1:41.598	25.910	205	44.500	157	31.188	178	205



ADAC GT4 Germany

Sector List Race 2



Provisional

Reg. Nr.: Amf-CR08/2019

Red Bull Ring, Length: 4318m

Air temperature: 28.9°C

Track temperature: 34.06°C

Weather condition: Dry

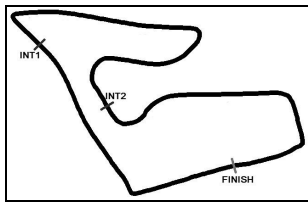
Sunday, June 9, 2019 16:30:00

Lap	Time	SE1	SP1	SE2	SP2	SE3	SP3	TSP	Lap	Time	SE1	SP1	SE2	SP2	SE3	SP3	TSP
24	Siljehaug, NOR / Angermayr, AUT									theoretical besttime: 1:39.399							
1	1:50.573	33.296	207	45.963	146	31.314	181	207	11	1:40.389	25.590	205	44.038	152	30.761	183	205
2	1:42.168	26.308	205	44.908	145	30.952	183	205	12	1:40.320	25.574	205	44.105	147	30.641	180	205
3	1:41.645	26.075	202	44.626	145	30.944	181	202	13	1:39.863	25.546	206	43.894	152	30.423	182	206
4	1:40.916	25.770	205	44.249	145	30.897	183	205	14	1:40.838	25.778	204	44.455	151	30.605	182	204
5	1:41.412	25.710	205	44.133	148	31.569	182	205	15	1:43.672	25.714	205	43.980	149	33.978		205
6	1:40.606	25.800	205	44.127	148	30.679	181	205	16	3:11.302	1:55.558	199	44.521	162	31.223	180	199
7	1:40.399	25.738	204	43.949	148	30.712	182	204	17	1:40.103	25.863	208	43.733	158	30.507	181	208
8	1:40.959	25.669	205	44.599	146	30.691	181	205	18	1:39.521	25.668	205	43.522	168	30.331	183	205
9	1:40.302	25.622	205	44.139	150	30.541	182	205	19	1:39.802	25.626	205	43.670	167	30.506	182	205
10	1:41.261	25.580	205	44.758	144	30.923	182	205	20								

Lap	Time	SE1	SP1	SE2	SP2	SE3	SP3	TSP	Lap	Time	SE1	SP1	SE2	SP2	SE3	SP3	TSP
33	Fagg, GBR / Benyahia, MAR									theoretical besttime: 1:37.510							
1	1:47.925	31.740	208	44.878	148	31.307	190	208	19	3:23.465	2:09.805	219	43.208	150	30.452	191	219
2	1:40.153	25.689	218	43.938	149	30.526	193	218	20	1:37.954	24.662	224	42.808	153	30.484	191	224
3	1:38.630	24.799	223	43.324	150	30.507	193	223	21	1:37.893	24.659	223	42.808	152	30.426	194	223
4	1:38.761	24.967	223	43.332	148	30.462	193	223	22	1:37.858	24.655	224	42.866	151	30.337	193	224
5	1:38.842	24.856	223	43.460	152	30.526	192	223	23	1:37.737	24.647	224	42.749	151	30.341	193	224
6	1:38.966	24.774	225	43.699	149	30.493	191	225	24	1:38.345	24.768	224	43.241	148	30.336	194	224
7	1:38.499	24.863	222	43.181	144	30.455	193	222	25	1:38.271	25.015	224	42.929	153	30.327	194	224
8	1:38.593	24.651	224	43.611	138	30.331	193	224	26	1:37.923	24.570	225	43.055	151	30.298	193	225
9	1:38.792	24.928	224	43.385	147	30.479	193	224	27	1:38.020	24.585	226	43.122	151	30.313	193	226
10	1:38.327	24.781	222	43.281	151	30.265	191	222	28	1:37.878	24.500	227	43.023	152	30.355	193	227
11	1:38.538	24.969	223	43.222	156	30.347	192	223	29	1:38.869	24.695	226	42.933	153	31.241	193	226
12	1:38.538	24.889	223	43.261	154	30.388	192	223	30	2:26.150	32.969	121	1:03.049	91	50.132	133	121
13	1:38.342	24.642	223	43.244	153	30.456	192	223	31	2:30.401	38.383	103	1:03.961	101	48.057	189	103
14	1:38.282	24.685	223	43.324	150	30.273	193	223	32	1:43.047	25.291	222	43.465	150	34.291		222
15	1:38.170	24.737	222	43.067	150	30.366	193	222	33	1:53.950	40.647	223	42.927	152	30.376	193	223
16	1:38.500	24.701	223	43.390	149	30.409	193	223	34	1:38.405	24.693	225	43.121	143	30.591	194	225
17	1:38.631	24.759	222	43.398	145	30.474	193	222	35	1:38.430	24.891	226	43.119	152	30.420	193	226
18	1:44.598	24.786	218	43.719	148	36.093		218	36	1:38.260	24.496	228	43.232	151	30.532	193	228

Lap	Time	SE1	SP1	SE2	SP2	SE3	SP3	TSP	Lap	Time	SE1	SP1	SE2	SP2	SE3	SP3	TSP
36	Suabo, DEU / Woller, DEU									theoretical besttime: 1:39.909							
1	1:52.051	34.558	198	46.120	144	31.373	183	198	19	1:40.711	25.579	210	44.327	142	30.805	183	210
2	1:42.292	25.879	211	45.590	146	30.823	184	211	20	1:45.716	25.609	211	44.161	143	35.946		211
3	1:41.865	25.549	212	45.054	134	31.262	179	212	21	3:13.233	1:57.233	207	44.583	145	31.417	183	207
4	1:40.889	25.688	210	44.486	148	30.715	184	210	22	1:41.513	25.864	211	44.488	145	31.161	184	211
5	1:40.454	25.469	211	44.154	147	30.831	183	211	23	1:41.042	25.659	211	44.025	139	31.358	184	211
6	1:40.454	25.502	211	44.147	145	30.805	184	211	24	1:42.333	25.814	210	44.983	138	31.536	184	210
7	1:40.940	25.427	211	44.349	142	31.164	180	211	25	1:41.921	25.954	212	44.426	143	31.541	183	212
8	1:41.077	25.677	211	44.811	147	30.589	184	211	26	1:41.188	25.456	212	44.528	138	31.204	184	212
9	1:40.471	25.295	213	44.211	148	30.965	184	213	27	1:42.209	25.750	214	44.828	139	31.631	182	214
10	1:40.257	25.373	212	44.049	143	30.835	183	212	28	1:42.861	26.559	212	44.664	132	31.638	183	212
11	1:40.698	25.493	211	44.202	150	31.003	183	211	29	1:44.247	25.639	212	45.871	139	32.737	181	212
12	1:40.931	25.601	212	44.287	138	31.043	182	212	30	1:43.957	26.343	206	45.950	136	31.664	184	206
13	1:40.826	25.626	211	44.299	142	30.901	182	211	31	2:10.758	27.188	115	58.142	76	45.428	182	115
14	1:40.669	25.553	211	44.393	147	30.723	182	211	32	1:43.042	25.673	212	45.951	144	31.418	183	212
15	1:40.764	25.584	211	44.530	151	30.650	184	211	33	1:42.648	25.635	214	45.583	136	31.430	183	214
16	1:41.109	25.822	209	44.211	144	31.076	183	209	34	1:43.679	26.926	210	45.126	142	31.627	184	210
17	1:40.589	25.586	210	44.217	146	30.786	184	210	35	1:42.749	25.778	213	45.358	136	31.613	183	213
18	1:40.666	25.446	211	44.250	140	30.970	181	211	36	1:42.400	25.609	212	45.378	140	31.413	184	212

Lap	Time	SE1	SP1	SE2	SP2	SE3	SP3	TSP	Lap	Time	SE1	SP1	SE2	SP2	SE3	SP3	TSP
48	Trefz, DEU / Haber, AUS									theoretical besttime: 1:38.828							
1	1:48.815	32.706	209	44.706	156	31.403	182	209	19	1:39.543	25.461	209	43.470	144	30.612	185	209
2	1:43.224	26.331	208	45.979	147	30.914	183	208	20	1:39.552	25.374	209	43.409	147	30.769	183	209
3	1:40.209	25.545	209	43.947	155	30.717	184	209	21	1:40.222	25.368	211	43.785	147	31.069	183	211
4	1:43.646	25.326	210	43.776	155	34.544		210	22	1:40.056	25.521	210	43.714	145	30.821	183	210
5	1:55.547	41.160	206	43.620	153	30.767	184	206	23	1:39.940	25.461	211	43.645	142	30.834	184	211
6	1:39.099	25.387	210	43.321	156	30.391	185	210	24	1:39.646	25.456	210	43.593	145	30.597	186	210
7	1:39.190	25.322	210	43.300	158	30.568	185	210	25	1:39.396	25.435	211	43.460	148	30.501	186	211
8	1:39.437	25.216	211	43.511	147	30.710	185	211	26	1:39.390	25.275	211	43.530	148	30.585	186	211
9	1:39.693	25.626	210	43.587	155	30.480	185	210	27	1:40.617	25.222	213	43.910	138	31.485	183	213
10	1:39.129	25.270	211	43.301	157	30.558	186	211	28	1:39.992	25.886	210	43.553	149	30.553	185	210



ADAC GT4 Germany

Sector List Race 2



Provisional

Reg. Nr.: Amf-CR08/2019

Red Bull Ring, Length: 4318m

Air temperature: 28.9°C

Track temperature: 34.06°C

Weather condition: Dry

Sunday, June 9, 2019 16:30:00

Lap	Time	SE1	SP1	SE2	SP2	SE3	SP3	TSP	Lap	Time	SE1	SP1	SE2	SP2	SE3	SP3	TSP
11	1:39.308	25.291	211	43.517	156	30.500	185	211	29	1:44.971	25.285	211	44.481	137	35.205	177	211
12	1:39.187	25.276	211	43.523	157	30.388	186	211	30	1:43.521	26.537	186	45.284	145	31.700	183	186
13	1:39.247	25.140	213	43.454	151	30.653	186	213	31	2:12.095	28.332	115	58.673	80	45.090	185	115
14	1:39.968	25.848	209	43.480	154	30.640	184	209	32	1:42.316	25.624	213	45.869	150	30.823	184	213
15	1:44.248	25.350	211	44.044	157	34.854		211	33	1:41.253	25.411	215	45.071	147	30.771	184	215
16	3:28.093	2:12.867	203	44.298	147	30.928	182	203	34	1:40.797	25.798	212	43.871	149	31.128	175	212
17	1:40.016	25.596	209	43.753	142	30.667	185	209	35	1:41.571	26.452	210	44.285	149	30.834	184	210
18	1:40.655	25.475	209	44.322	145	30.858	183	209	36	1:40.297	25.309	212	43.958	149	31.030	183	212

59 Martin-Dye, GBR / Krebs, DNK

theoretical besttime: 1:38.389

1	1:50.760	34.465	212	45.545	143	30.750	189	212	19	3:27.057	2:12.506	216	43.600	161	30.951	190	216
2	1:40.838	25.646	206	44.495	158	30.697	190	206	20	1:39.632	25.573	215	43.310	159	30.749	190	215
3	1:38.532	24.850	221	43.263	153	30.419	189	221	21	1:39.299	24.921	220	43.614	155	30.764	191	220
4	1:39.602	24.906	219	44.129	149	30.567	191	219	22	1:39.327	24.828	221	43.801	152	30.698	192	221
5	1:39.158	24.821	223	43.794	152	30.543	192	223	23	1:39.447	25.124	219	43.460	154	30.863	191	219
6	1:39.364	25.482	217	43.410	150	30.472	190	217	24	1:39.304	25.118	220	43.494	156	30.692	191	220
7	1:38.854	24.827	220	43.469	150	30.558	191	220	25	1:39.701	25.268	218	43.493	156	30.940	190	218
8	1:39.260	25.261	219	43.459	151	30.540	190	219	26	1:39.327	25.110	218	43.620	154	30.597	190	218
9	1:38.689	24.862	220	43.176	146	30.651	191	220	27	1:39.369	25.000	220	43.704	159	30.665	189	220
10	1:38.861	25.017	219	43.150	145	30.694	191	219	28	1:39.437	24.961	219	43.656	147	30.820	189	219
11	1:38.705	24.879	221	43.304	151	30.522	192	221	29	1:44.077	24.981	217	43.956	153	35.140	167	217
12	1:38.892	24.928	220	43.334	152	30.630	191	220	30	1:58.733	26.925	194	44.903	129	46.905	124	194
13	1:39.076	25.013	217	43.595	150	30.468	191	217	31	2:28.979	39.107	103	1:02.766	105	47.106	189	103
14	1:39.000	25.140	218	43.215	148	30.645	191	218	32	1:40.577	25.863	216	43.932	152	30.782	191	216
15	1:38.761	24.846	220	43.354	149	30.561	191	220	33	1:39.257	25.113	220	43.323	150	30.821	191	220
16	1:38.839	24.899	220	43.235	153	30.705	190	220	34	1:39.247	25.030	221	43.340	153	30.877	191	221
17	1:38.683	25.013	219	43.149	154	30.521	190	219	35	1:40.603	24.957	224	44.328	155	31.318	190	224
18	1:44.546	25.049	220	43.403	147	36.094		220	36	1:40.152	25.449	220	43.644	158	31.059	188	220

66 Davidovac, DEU / Dziwok, POL

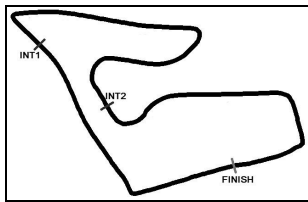
theoretical besttime: 1:41.091

1	1:54.772	35.239	205	47.592	136	31.941	181	205	19	1:42.675	26.239	209	44.907	139	31.529	183	209
2	1:42.843	26.142	209	45.299	146	31.402	182	209	20	1:43.610	26.132	209	45.301	138	32.177	181	209
3	1:41.957	26.181	210	44.430	148	31.346	183	210	21	1:47.645	25.960	209	44.998	135	36.687		209
4	1:42.828	26.325	211	44.668	151	31.835	183	211	22	1:58.462	41.780	205	44.931	142	31.751	182	205
5	1:41.724	25.829	210	44.583	147	31.312	181	210	23	1:43.383	25.837	209	45.950	143	31.596	182	209
6	1:41.498	25.827	209	44.632	147	31.039	183	209	24	1:42.235	25.779	211	44.811	138	31.645	183	211
7	1:41.811	26.084	209	44.273	150	31.454	180	209	25	1:48.608	26.239	210	45.152	132	37.217		210
8	1:42.389	26.118	209	44.629	150	31.642	179	209	26	1:58.732	41.507	207	45.081	142	32.144	180	207
9	1:42.306	26.204	210	44.694	147	31.408	181	210	27	1:42.726	25.978	211	44.911	144	31.837	182	211
10	1:42.103	25.982	209	44.439	149	31.682	180	209	28	1:44.082	25.971	211	45.212	128	32.899	181	211
11	1:41.995	25.846	209	44.568	150	31.581	181	209	29	1:48.998	26.211	198	46.523	137	36.264	101	198
12	1:41.921	26.059	210	44.577	149	31.285	181	210	30	2:25.097	37.770	126	1:00.440	104	46.887	177	126
13	1:41.666	25.821	210	44.542	150	31.303	181	210	31	1:44.598	26.966	210	46.106	144	31.526	181	210
14	1:42.534	26.069	209	44.489	147	31.976	180	209	32	1:42.694	25.843	211	45.501	145	31.350	182	211
15	1:42.485	26.397	208	44.466	150	31.622	181	208	33	1:42.518	26.093	210	44.910	142	31.515	181	210
16	1:46.882	26.144	208	44.500	150	36.238		208	34	1:43.845	26.769	207	45.405	142	31.671	182	207
17	3:15.768	1:59.452	205	44.903	144	31.413	182	205	35	1:42.476	25.799	211	44.939	146	31.738	180	211
18	1:42.926	26.086	209	45.124	143	31.716	182	209									

69 Dörr, DEU / Trebing, USA

theoretical besttime: 1:38.192

1	1:46.098	30.957	220	44.072	152	31.069	190	220	11	1:38.771	24.766	223	43.448	152	30.557	192	223
2	1:39.128	24.962	223	43.582	154	30.584	192	223	12	1:38.307	24.609	222	43.247	150	30.451	191	222
3	1:38.680	24.846	222	43.224	145	30.610	192	222	13	1:38.512	24.701	222	43.251	148	30.560	191	222
4	1:38.551	24.675	223	43.353	145	30.523	192	223	14	1:38.448	24.723	223	43.303	155	30.422	192	223
5	1:38.622	24.868	221	43.313	156	30.441	192	221	15	1:38.367	24.678	223	43.183	153	30.506	191	223
6	1:39.063	24.908	223	43.659	144	30.496	192	223	16	1:38.344	24.661	224	43.197	149	30.486	191	224
7	1:38.406	24.725	221	43.161	142	30.520	192	221	17	1:38.949	25.072	221	43.244	147	30.633	191	221
8	1:38.841	24.827	222	43.496	152	30.518	192	222	18	1:38.759	24.814	222	43.384	156	30.561	191	222
9	1:38.771	24.760	222	43.525	142	30.486	192	222	19	1:41.950	24.692	222	43.610	150	33.648	110	222
10	1:38.878	24.772	222	43.568	156	30.538	191	222	20	2:42.199	42.562	127	1:03.585	97	56.052		127



ADAC GT4 Germany

Sector List Race 2

Provisional



Reg. Nr.: Amf-CR08/2019

Red Bull Ring, Length: 4318m

Air temperature: 28.9°C

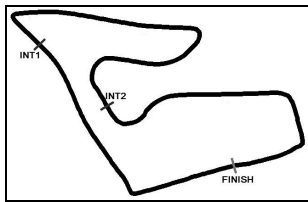
Track temperature: 34.06°C

Weather condition: Dry

Sunday, June 9, 2019 16:30:00

Lap	Time	SE1	SP1	SE2	SP2	SE3	SP3	TSP	Lap	Time	SE1	SP1	SE2	SP2	SE3	SP3	TSP
94 von der Laden, DEU / Valente, CHE									theoretical besttime: 1:37.602								
1	1:44.494	30.368	218	43.414	161	30.712	190	218	19	1:40.477	26.617	222	43.292	156	30.568	193	222
2	1:38.283	24.931	221	42.799	152	30.553	192	221	20	1:38.203	24.692	223	43.032	163	30.479	193	223
3	1:38.149	24.862	222	42.983	155	30.304	194	222	21	1:38.068	24.608	223	43.075	156	30.385	192	223
4	1:38.563	24.847	221	42.921	162	30.795	192	221	22	1:37.930	24.646	224	42.910	159	30.374	193	224
5	1:38.463	24.841	222	43.023	164	30.599	192	222	23	1:37.944	24.554	225	42.990	156	30.400	193	225
6	1:38.366	24.738	222	43.048	157	30.580	192	222	24	1:39.323	24.928	217	43.804	158	30.591	191	217
7	1:38.370	24.781	222	42.925	158	30.664	192	222	25	1:38.113	24.787	224	42.984	159	30.342	193	224
8	1:38.322	24.852	222	42.922	156	30.548	193	222	26	1:38.164	24.658	224	43.113	163	30.393	193	224
9	1:38.298	24.675	222	42.970	160	30.653	192	222	27	1:38.471	24.635	224	43.313	155	30.523	193	224
10	1:38.245	24.721	222	42.999	161	30.525	193	222	28	1:37.922	24.499	226	43.090	157	30.333	192	226
11	1:38.715	24.620	225	43.457	159	30.638	192	225	29	1:37.971	24.563	226	43.087	159	30.321	193	226
12	1:38.289	24.757	224	42.934	163	30.598	192	224	30	2:26.934	33.743	130	1:03.130	95	50.061	128	130
13	1:38.391	24.841	223	42.993	156	30.557	192	223	31	2:30.783	38.175	113	1:04.301	100	48.307	189	113
14	1:38.725	24.844	222	43.194	160	30.687	192	222	32	1:39.486	25.223	223	43.551	162	30.712	193	223
15	1:38.253	24.702	223	42.937	163	30.614	192	223	33	1:38.850	24.823	226	43.194	157	30.833	194	226
16	1:44.990	24.765	223	42.994	160	37.231		223	34	1:38.713	24.708	227	43.173	156	30.832	192	227
17	3:24.774	2:10.790	221	43.387	155	30.597	193	221	35	1:38.989	24.718	226	43.362	155	30.909	191	226
18	1:39.449	24.871	225	43.577	150	31.001	178	225	36	1:41.278	25.240	224	43.828	149	32.210	156	224

99 Owega, DEU / Owega, DEU									theoretical besttime: 1:39.242								
1	1:49.360	33.132	209	45.029	151	31.199	182	209	7	1:40.682	25.243	213	43.789	144	31.650	175	213
2	1:44.521	25.744	211	47.622	151	31.155	173	211	8	1:44.222	26.718	198	46.893	154	30.611	183	198
3	1:44.497	26.247	212	46.419	162	31.831	176	212	9	1:39.394	25.348	211	43.631	155	30.415	185	211
4	1:43.390	26.337	199	46.444	152	30.609	184	199	10	1:40.130	25.395	211	43.714	156	31.021	169	211
5	1:39.865	25.196	212	43.771	160	30.898	183	212	11	2:01.426	27.108	192	48.646	134	45.672		192
6	1:39.473	25.409	212	43.636	157	30.428	185	212									



ADAC GT4 Germany

Top speed list Race 2

Provisional

Reg. Nr.: Amf-CR08/2019

Sunday, June 9, 2019 16:30:00



Red Bull Ring, Length: 4318m

Air temperature: 28.9°C

Track temperature: 34.06°C

Weather condition: Dry

#	Name (NAT)	Team	Car name	Speed	Lap	Race time
33	Charlie Fagg (GBR)	Team GT	McLaren 570s GT4	228.05	36	1:01:50.179
94	Alain Valente (CHE)	Team GT	McLaren 570s GT4	227.08	34	58:14.486
69	Dennis Trebing (USA)	Dörr Motorsport	McLaren 570s GT4	224.71	16	25:12.104
59	Fred Martin-Dye (GBR)	Dörr Motorsport	McLaren 570s GT4	224.71	35	59:58.147
7	Marius Zug (DEU)	RN Vision STS (DEU)	BMW M4 GT4	220.57	35	59:57.929
2	Michael Schrey (DEU)	Hofer Racing by Bonk Motorsport	BMW M4 GT4	220.12	28	46:57.744
3	Claudia Hürtgen (DEU)	Hofer Racing by Bonk Motorsport	BMW M4 GT4	219.22	12	18:42.664
14	Stephan Grotstollen (DEU)	MRS Besagroup Racing	BMW M4 GT4	219.22	36	1:01:42.389
6	Mike Beckhusen (DEU)	Racing One (DEU)	Audi R8 LMS GT4	216.14	3	3:58.620
15	Franjo Kovac (CRO)	MRS Besagroup Racing	BMW M4 GT4	216.14	3	4:04.742
48	Luca-Sandro Trefz (DEU)	Leipert Motorsport	Mercedes-AMG GT4	215.71	33	56:45.379
22	Lars Kern (DEU)	Team Allied-Racing (DEU)	Porsche Cayman GT4	215.28	18	28:43.876
11	Jan Philipp Springob (DEU)	Bremotion	Mercedes-AMG GT4	214.85	7	10:45.384
36	Markus Suabo (DEU)	Schütz Motorsport (DEU)	Mercedes-AMG GT4	214.42	27	46:00.409
5	Patricija Stalidzane (DEU)	Racing One (DEU)	Audi R8 LMS GT4	213.99	33	56:44.361
99	Jusuf Owega (DEU)	GetSpeed Performance	Mercedes-AMG GT4	213.14	7	10:46.349
17	Hendrik Still (DEU)	KÜS TEAM75 Bernhard (DEU)	Porsche Cayman GT4	213.14	13	20:31.642
18	Florian Thoma (CHE)	PROpeak Performance	Aston Martin Vantage AMR GT4	213.14	34	58:23.691
19	Joonas Lappalainen (FIN)	PROpeak Performance	Aston Martin Vantage AMR GT4	212.30	2	2:17.906
21	Glenn van Parijs (BEL)	Team Allied-Racing (DEU)	Porsche Cayman GT4	211.88	13	20:47.461
66	Daniel Davidovac (DEU)	HP Racing International (DEU)	Porsche Cayman GT4	211.88	27	47:21.736
24	Mads Siljehaug (NOR)	Felbermayr Reiter (DEU)	KTM X-Bow GT4	208.60	17	29:02.488
23	Laura Kraihamer (AUT)	True Racing	KTM X-Bow GT4	206.20	29	48:53.206