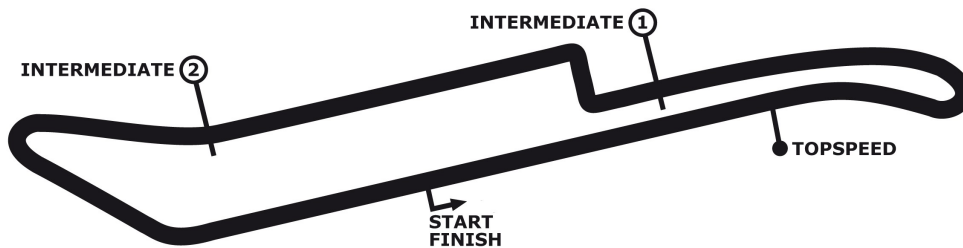




DTM Norisring qualifying



Norisring 2300 m

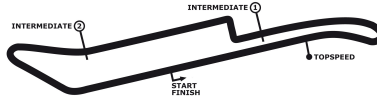
30.06. - 02.07.2017

DTM Norisring

Norisring, length 2300 m

30.06. - 02.07.2017

Porsche Carrera Cup Deutschland



Result qualifying, 01.07.2017

DMSB-Reg.No.: 174/17

POS.	No.	CL.	Entrant Driver, Place	Sponsor Make	Laps	Besttime	Gap	km/h fastest
1	1		Konrad Motorsport Dennis Olsen / NOR	Porsche 911 GT3 Cup	26	50.787		163.034
2	93		Team Deutsche Post by Project 1 Nick Yelloly / GBR	Porsche 911 GT3 Cup	28	50.938	00.151	162.551
3	2		Konrad Motorsport Thomas Preining / AUT	Porsche 911 GT3 Cup	26	51.096	00.309	162.048
4	15		MRS GT-Racing Christopher Zöchling / AUT	Porsche 911 GT3 Cup	27	51.165	00.378	161.829
5	4		RN Vision Team BLACK FALCON Gabriele Piana / ITA	Porsche 911 GT3 Cup	29	51.190	00.403	161.750
6	87		raceunion Huber Racing Michael Ammermüller / DEU	Porsche 911 GT3 Cup	28	51.197	00.410	161.728
7	5		BLACK FALCON Christian Engelhart / DEU	Porsche 911 GT3 Cup	30	51.266	00.479	161.511
8	20		raceunion Huber Racing Henric Skoog / SWE	Porsche 911 GT3 Cup	30	51.313	00.526	161.363
9	10		Team Deutsche Post by Project 1 Larry Ten Voorde / NLD	Porsche 911 GT3 Cup	30	51.314	00.527	161.359
10	16		Team Deutsche Post by Project 1 David Kolkman / DEU	Porsche 911 GT3 Cup	30	51.346	00.559	161.259
11	26		raceunion Huber Racing Ryan Cullen / GBR	Porsche 911 GT3 Cup	30	51.348	00.561	161.253
12	14		MRS GT-Racing Marius Nakken / NOR	Porsche 911 GT3 Cup	31	51.487	00.700	160.817
13	6	AM	BLACK FALCON Carlos Rivas / LUX	Porsche 911 GT3 Cup	31	51.642	00.855	160.335
14	13	AM	Huber Racing by TriSpa Wolfgang Triller / DEU	Porsche 911 GT3 Cup	36	51.698	00.911	160.161
15	3		Konrad Motorsport Luca Rettenbacher / AUT	Porsche 911 GT3 Cup	27	51.786	00.999	159.889
16	9	AM	Huber Racing by TriSpa Wolf Nathan / NLD	Porsche 911 GT3 Cup	29	51.811	01.024	159.812
17	12	AM	Cito Pretiosa Jörn Schmidt-Staade / DEU	Porsche 911 GT3 Cup	29	51.887	01.100	159.578
18	33	AM	Cito Pretiosa Stefan Rehkopf / DEU	Porsche 911 GT3 Cup	34	51.970	01.183	159.323
19	8	AM	ZeLe-Racing Philipp Sager / AUT	Porsche 911 GT3 Cup	29	52.005	01.218	159.215
20	27		Speed Lover Kim André Hauschild / DEU	Porsche 911 GT3 Cup	25	52.220	01.433	158.560

Subject to final scrutineering !

Issued:

Clerk of the Course:

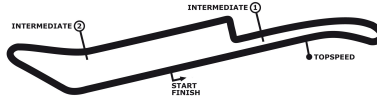
Timekeeper:

DTM Norisring

Norisring, length 2300 m

30.06. - 02.07.2017

Porsche Carrera Cup Deutschland



Result qualifying for race 1 (2nd Fastest Lap), 01.07.2017

DMSB-Reg.No.: 174/17

POS	NO DRIVER	NAT	ENTRANT	BESTTIME	LAPS	GAP	fastest km/h
1	1 Dennis Olsen	NOR	Konrad Motorsport	50.811	26		162.957
2	93 Nick Yelloly	GBR	Team Deutsche Post by Project 1	51.116	28	00.305	161.985
3	2 Thomas Preining	AUT	Konrad Motorsport	51.207	26	00.396	161.697
4	87 Michael Ammermüller	DEU	raceunion Huber Racing	51.250	28	00.439	161.561
5	15 Christopher Zöchling	AUT	MRS GT-Racing	51.277	27	00.466	161.476
6	5 Christian Engelhart	DEU	BLACK FALCON	51.281	30	00.470	161.463
7	4 Gabriele Piana	ITA	RN Vision Team BLACK FALCON	51.321	29	00.510	161.337
8	20 Henric Skoog	SWE	raceunion Huber Racing	51.343	30	00.532	161.268
9	26 Ryan Cullen	GBR	raceunion Huber Racing	51.411	30	00.600	161.055
10	16 David Kolkman	DEU	Team Deutsche Post by Project 1	51.466	30	00.655	160.883
11	10 Larry Ten Voorde	NLD	Team Deutsche Post by Project 1	51.513	30	00.702	160.736
12	13 Wolfgang Triller	DEU	Huber Racing by TriSpa	51.762	36	00.951	159.963
13	14 Marius Nakken	NOR	MRS GT-Racing	51.775	31	00.964	159.923
14	6 Carlos Rivas	LUX	BLACK FALCON	51.785	31	00.974	159.892
15	9 Wolf Nathan	NLD	Huber Racing by TriSpa	51.816	29	01.005	159.796
16	3 Luca Rettenbacher	AUT	Konrad Motorsport	51.824	27	01.013	159.772
17	12 Jörn Schmidt-Staade	DEU	Cito Pretiosa	51.987	29	01.176	159.271
18	8 Philipp Sager	AUT	ZeLe-Racing	52.066	29	01.255	159.029
19	33 Stefan Rehkopf	DEU	Cito Pretiosa	52.071	34	01.260	159.014
20	27 Kim André Hauschild	DEU	Speed Lover	52.401	25	01.590	158.012

Issued:

Clerk of the Course:

Timekeeper:

DTM Norisring

Norisring, length 2300 m

30.06. - 02.07.2017

Porsche Carrera Cup Deutschland

Lap by Lap qualifying, 01.07.2017



DMSB-Reg.No.: 174/17

1 Dennis Olsen , Porsche 911 GT3 Cup / NOR															
1	1:13.227	2	59.551	3	53.384	4	51.975	5	51.827	6	51.689	7	51.479	8	51.284
9	56.082	10	51.291	11	51.245	12	52.605	pit	1:10.957	14	12:57.284	15	55.891	16	55.673
pit	1:06.019	18	3:03.143	19	51.444	20	51.230	21	51.084	22	50.948	23	50.878	24	50.811
25	51.580	26	50.787												

2 Thomas Preining , Porsche 911 GT3 Cup Rookie-Wertung / AUT															
1	1:27.723	2	1:01.794	3	1:06.163	4	1:02.346	5	52.600	6	52.001	7	56.498	8	51.633
9	51.453	10	53.944	11	1:00.729	12	54.753	pit	1:13.784	14	11:46.137	15	59.623	16	58.069
17	52.891	pit	1:12.689	19	2:34.819	20	51.401	21	51.375	22	51.295	23	51.213	24	51.249
25	51.096	26	51.207												

3 Luca Rettenbacher , Porsche 911 GT3 Cup / AUT															
1	1:25.953	2	1:01.510	3	1:00.996	4	53.069	5	52.620	6	51.974	7	52.201	8	52.781
9	55.739	10	52.274	11	51.959	12	59.323	pit	1:14.540	14	11:28.548	15	58.827	16	55.438
17	54.795	pit	1:07.326	19	2:55.807	20	52.491	21	51.824	22	51.832	23	51.837	24	52.108
25	51.786	26	51.842	pit	1:07.498										

4 Gabriele Piana , Porsche 911 GT3 Cup / ITA															
1	1:29.012	2	1:02.229	3	1:02.527	4	52.920	5	54.736	6	54.799	7	51.981	8	51.865
9	51.655	10	56.134	11	51.667	12	51.606	pit	1:11.411	14	8:14.701	15	54.484	16	54.355
17	52.495	18	51.798	19	51.708	20	51.548	21	57.121	pit	1:11.195	23	2:46.442	24	51.746
pit	1:05.827	26	2:12.307	27	51.610	28	51.321	29	51.190						

5 Christian Engelhart , Porsche 911 GT3 Cup / DEU															
1	1:22.192	2	1:02.483	3	59.715	4	52.446	5	53.586	6	51.766	7	51.622	8	51.563
9	51.517	10	51.359	11	51.281	12	52.142	pit	1:08.170	14	9:52.644	15	54.845	16	54.802
17	53.583	18	53.239	19	51.946	20	52.424	pit	1:15.367	22	2:31.642	23	52.164	24	51.686
25	51.266	26	51.410	27	53.206	28	51.510	29	51.770	30	1:04.099				

6 Carlos Rivas , Porsche 911 GT3 Cup Amateur-Wertung / LUX															
1	1:32.033	2	1:02.678	3	59.666	4	53.285	5	52.889	6	52.320	7	52.286	8	52.259
9	53.532	10	51.889	11	51.898	12	52.424	pit	1:12.077	14	8:20.058	15	54.254	16	53.421
17	52.859	18	52.225	19	52.166	20	51.921	21	55.749	pit	1:11.722	23	2:45.544	24	52.066
25	51.833	26	51.785	27	51.935	28	52.290	29	52.078	30	51.999	31	51.642		

8 Philipp Sager , Porsche 911 GT3 Cup Amateur-Wertung / AUT															
1	1:29.649	2	1:00.799	3	1:01.153	4	54.302	5	53.110	6	53.110	7	52.582	8	52.177
9	52.992	10	52.005	11	52.246	12	52.516	pit	1:11.060	14	8:20.125	15	58.851	16	56.164
17	54.446	18	53.598	19	53.032	20	52.565	pit	1:09.256	22	3:57.690	23	55.216	24	52.459
25	53.043	26	52.066	27	53.203	28	54.325	pit	1:11.383						

9 Wolf Nathan , Porsche 911 GT3 Cup Amateur-Wertung / NLD															
1	1:37.841	2	1:00.163	3	1:00.571	4	56.331	5	52.952	6	52.888	7	52.924	8	52.896
9	52.289	10	52.877	11	52.295	12	52.349	pit	1:11.318	14	9:11.542	15	59.178	16	59.846
17	53.464	18	53.110	19	52.370	20	52.406	pit	1:17.279	22	2:33.959	23	52.467	24	52.008
25	52.202	26	51.816	27	58.238	28	51.991	29	51.811						

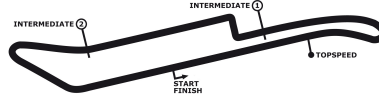
10 Larry Ten Voorde , Porsche 911 GT3 Cup Rookie-Wertung / NLD															
1	1:24.377	2	1:01.733	3	1:00.749	4	53.062	5	52.289	6	52.419	7	51.956	8	52.181

DTM Norisring

Norisring, length 2300 m

30.06. - 02.07.2017

Porsche Carrera Cup Deutschland



Lap by Lap qualifying, 01.07.2017

DMSB-Reg.No.: 174/17

9	51.989	10	51.973	11	51.648	12	51.935	pit	1:07.730	14	9:37.912	15	57.499	16	57.908
17	52.361	18	52.061	19	51.706	20	51.835	pit	1:16.900	22	2:33.179	23	51.702	24	51.552
25	51.595	26	51.513	27	51.314	28	51.547	29	51.632	pit	1:05.473				

12 Jörn Schmidt-Staade , Porsche 911 GT3 Cup Amateur-Wertung / DEU

1	1:41.111	2	58.285	3	1:01.218	4	55.319	5	53.326	6	52.761	7	52.960	8	52.448
9	52.505	10	52.748	11	52.372	12	52.521	pit	1:17.608	14	7:21.102	15	1:04.187	16	56.601
17	54.983	18	53.558	19	53.069	20	53.189	pit	1:37.683	22	4:04.740	23	52.662	24	52.166
25	51.987	26	51.887	27	52.240	28	52.232	29	52.147						

13 Wolfgang Triller , Porsche 911 GT3 Cup Amateur-Wertung / DEU

1	1:31.029	2	1:04.820	3	1:00.610	4	54.700	5	53.083	6	52.687	7	52.104	8	51.952
9	51.698	10	52.067	11	51.797	12	51.762	13	57.182	14	53.960	15	53.263	pit	1:07.122
17	4:00.909	18	1:02.522	19	56.228	20	55.241	21	53.484	22	54.605	23	53.549	24	52.958
25	51.923	26	52.373	pit	1:18.316	28	2:29.717	29	53.222	30	52.053	31	52.463	32	51.862
33	51.814	34	52.009	35	51.941	36	1:01.327								

14 Marius Nakken , Porsche 911 GT3 Cup Rookie-Wertung / NOR

1	2:52.423	2	59.913	3	59.156	4	53.093	5	52.977	6	52.547	7	54.135	8	53.847
9	53.720	10	57.965	11	55.031	pit	1:11.563	13	6:36.535	14	55.843	15	54.862	16	53.860
17	53.487	18	55.342	19	53.501	20	52.166	21	55.907	pit	1:10.231	23	2:48.437	24	52.490
25	52.183	26	51.903	27	51.775	28	51.487	29	52.053	30	52.670	31	52.082		

15 Christopher Zöchling , Porsche 911 GT3 Cup / AUT

1	2:47.296	2	1:01.437	3	54.607	4	52.276	5	52.082	6	51.816	7	51.566	8	53.966
9	51.283	10	54.551	11	54.057	pit	1:12.347	13	10:51.860	14	1:01.368	15	53.211	16	51.789
17	51.503	pit	1:17.798	19	2:32.931	20	51.881	21	51.277	22	51.483	23	51.318	24	52.653
25	51.165	26	51.367	pit	1:06.488										

16 David Kolkmann , Porsche 911 GT3 Cup / DEU

1	1:25.932	2	1:02.858	3	1:01.923	4	52.886	5	52.587	6	52.311	7	51.911	8	52.050
9	52.446	10	51.763	11	51.659	12	51.772	pit	1:08.447	14	9:04.186	15	59.727	16	54.190
17	52.118	18	52.357	19	51.765	20	54.501	pit	1:07.619	22	3:07.830	23	51.744	24	51.478
25	51.470	26	51.346	27	51.773	28	51.514	29	51.763	30	51.466				

20 Henric Skoog , Porsche 911 GT3 Cup Rookie-Wertung / SWE

1	1:19.495	2	1:01.957	3	57.156	4	53.307	5	52.373	6	52.296	7	52.107	8	52.260
9	51.802	10	51.619	11	51.606	12	51.452	13	55.473	pit	1:09.955	15	9:30.414	16	1:00.551
17	54.394	18	53.357	19	51.801	20	54.648	pit	1:16.154	22	2:37.050	23	51.534	24	51.490
25	51.450	26	51.343	27	55.178	28	51.313	29	51.455	30	53.965				

26 Ryan Cullen , Porsche 911 GT3 Cup / GBR

1	1:26.856	2	1:01.161	3	1:01.287	4	53.175	5	52.518	6	51.910	7	52.368	8	52.056
9	52.347	10	51.623	11	51.734	12	51.708	13	53.471	pit	1:08.233	15	8:59.360	16	58.485
17	53.969	18	52.256	19	51.878	20	53.873	21	53:790	pit	1:19.795	23	2:27.176	24	51.942
25	51.711	26	51.580	27	51.426	28	51.504	29	51.411	30	51.348				

27 Kim André Hauschild , Porsche 911 GT3 Cup / DEU

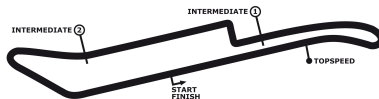
1	1:43.961	2	58.084	3	59.353	4	58.066	5	54.460	6	54.293	7	53.096	8	52.887
9	52.761	10	52.632	11	52.401	12	52.437	pit	1:18.377	14	3:00.584	15	54.910	16	53.670

DTM Norisring

Norisring, length 2300 m

30.06. - 02.07.2017

Porsche Carrera Cup Deutschland



Lap by Lap qualifying, 01.07.2017

DMSB-Reg.No.: 174/17

17	54.660	18	53.020	19	52.465	20	52.505	21	57.438	22	52.698	23	53.187	24	52.447
25	52.220														

33 Stefan Rehkopf , Porsche 911 GT3 Cup Amateur-Wertung / DEU

1	1:35.493	2	1:00.816	3	1:01.177	4	55.842	5	53.764	6	54.124	7	54.780	8	52.992
9	52.450	10	52.546	11	52.277	12	52.185	pit	1:11.261	14	4:41.829	15	58.136	16	55.394
17	54.482	18	53.796	19	52.804	20	52.597	21	52.477	22	53.184	23	52.139	24	52.159
25	57.117	pit	1:10.217	27	3:02.025	28	52.790	29	52.188	30	51.970	31	52.280	32	52.461
33	56.613	34	52.071												

87 Michael Ammermüller , Porsche 911 GT3 Cup / DEU

1	1:18.702	2	1:02.121	3	1:00.664	4	53.936	5	52.286	6	51.898	7	51.623	8	51.714
9	51.440	10	51.504	11	51.291	12	51.197	13	53.266	pit	1:08.903	15	11:05.132	16	57.172
17	56.451	18	57.506	pit	1:08.021	20	2:48.871	21	53.914	22	51.698	23	51.263	24	51.250
25	51.263	26	51.277	27	51.306	28	51.413								

93 Nick Yelloly , Porsche 911 GT3 Cup / GBR

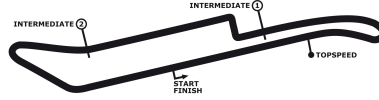
1	1:23.375	2	1:01.627	3	1:00.796	4	52.271	5	53.636	6	51.834	7	51.519	8	51.480
9	51.509	10	51.334	11	51.265	12	51.417	pit	1:09.890	14	10:43.764	15	57.998	16	53.743
17	52.799	18	52.390	19	54.771	pit	1:16.410	21	2:33.264	22	52.081	23	51.180	24	51.185
25	50.938	26	51.116	27	52.777	28	53.849								

DTM Norisring

Norisring, length 2300 m

30.06. - 02.07.2017

Porsche Carrera Cup Deutschland



Lap Analysis qualifying, 01.07.2017

DMSB-Reg.No.: 174/17

1 Dennis Olsen , Porsche 911 GT3 Cup / NOR									theoretical besttime: 50.670								
Lap	Time	S1	V1	S2	V2	S3	V3	Vmax	Lap	Time	S1	V1	S2	V2	S3	V3	Vmax
1	1:13.227		128	20.266	135	20.645	170		14	12:57.284	12:17	105	21.843	182	17.796	187	96
2	59.551	22.827	139	18.823	171	17.901	211	203	15	55.891	21.374	169	17.450	180	17.067	213	218
3	53.384	20.010	174	16.426	207	16.948	216	233	16	55.673	22.586	172	16.440	206	16.647	216	236
4	51.975	19.216	175	16.129	208	16.630	216	249	17	1:06.019	19.394	175	16.117	207			250
5	51.827	19.241	175	16.008	209	16.578	217	248	18	3:03.143	2:28.589	136	17.703	190	16.851	217	116
6	51.689	19.165	175	15.930	208	16.594	217	250	19	51.444	18.993	176	15.877	209	16.574	218	250
7	51.479	19.052	175	15.868	209	16.559	217	252	20	51.230	19.012	177	15.806	209	16.412	218	250
8	51.284	19.026	176	15.789	211	16.469	218	252	21	51.084	18.872	176	15.770	209	16.442	218	251
9	56.082	19.122	161	19.552	155	17.408	217	251	22	50.948	18.815	176	15.743	209	16.390	217	252
10	51.291	18.877	175	15.812	210	16.602	218	252	23	50.878	18.805	176	15.736	211	16.337	217	252
11	51.245	18.878	175	15.809	211	16.558	218	252	24	50.811	18.815	176	15.698	210	16.298	218	253
12	52.605	18.803	176	16.065	192	17.737	218	253	25	51.580	18.822	176	15.939	197	16.819	218	253
13	1:10.957	19.009	176	18.569	168			253	26	50.787	18.674	175	15.785	211	16.328	218	254

2 Thomas Preining , Porsche 911 GT3 Cup Rookie-Wertung / AUT									theoretical besttime: 51.092								
Lap	Time	S1	V1	S2	V2	S3	V3	Vmax	Lap	Time	S1	V1	S2	V2	S3	V3	Vmax
1	1:27.723		103	20.241	154	18.738	190		14	11:46.137	11:06	110	20.415	128	18.920	177	121
2	1:01.794	24.756	136	18.146	165	18.892	214	170	15	59.623	22.455	149	18.476	166	18.692	189	207
3	1:06.163	25.391	104	19.130	180	21.642	217	190	16	58.069	23.923	128	17.197	207	16.949	217	204
4	1:02.346	19.999	122	23.319	131	19.028	216	242	17	52.891	19.548	158	16.628	208		217	246
5	52.600	19.323	174	16.248	209	17.029	216	250	18	1:12.689	20.836	172	18.815	170			206
6	52.001	19.075	175	16.105	209	16.821	218	252	19	2:34.819	2:01.066	155	16.913	192	16.840	218	148
7	56.498	19.407	177	20.043	197	17.048	216	248	20	51.401	19.044	176	15.843	210	16.514	218	251
8	51.633	18.978	176	15.885	209	16.770	218	252	21	51.375	18.900	176	15.912	210	16.563	218	252
9	51.453	18.994	175	15.954	209	16.505	218	252	22	51.295	18.814	176	15.919	211	16.562	219	253
10	53.944	20.566	164	16.677	211	16.701	219	237	23	51.213	18.859	177	15.841	211	16.513	219	253
11	1:00.729	24.063	128	18.513	166	18.153	218	253	24	51.249	18.920	176	15.842	210	16.487	219	254
12	54.753	19.068	176	16.628	157	19.057	217	253	25	51.096	18.807	176	15.812	210	16.477	219	254
13	1:13.784	21.545	157	18.267	173			184	26	51.207	18.897	175	15.837	211	16.473	218	254

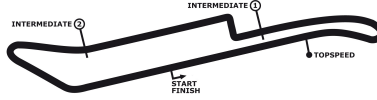
3 Luca Rettenbacher , Porsche 911 GT3 Cup / AUT									theoretical besttime: 51.474								
Lap	Time	S1	V1	S2	V2	S3	V3	Vmax	Lap	Time	S1	V1	S2	V2	S3	V3	Vmax
1	1:25.953		98	19.954	146	18.553	205		15	58.827	22.057	166	17.190	194	19.580	192	189
2	1:01.510	23.487	154	18.487	167	19.536	215	168	16	55.438	21.639	161	16.702	204	17.097	216	219
3	1:00.996	21.736	174	18.650	166	20.610	217	199	17	54.795	21.252	174	16.784	206	16.759	216	
4	53.069	19.809	174	16.290	209	16.970	217	232	18	1:07.326	19.524	176	16.196	209			239
5	52.620	19.565	176	16.154	209	16.901	217	246	19	2:55.807	2:21.098	174	17.455	184	17.254	217	136
6	51.974	19.147	175	16.082	210	16.745	217	251	20	52.491	19.321	176	16.189	206	16.981	218	241
7	52.201	19.352	177	16.085	210	16.764	218	249	21	51.824	19.136	177	16.013	209	16.675	218	249
8	52.781	19.418	175	16.042	209	17.321	218	246	22	51.832	19.166	175	15.991	209	16.675	219	245
9	55.739	19.581	163	18.311	147	17.847	218	251	23	51.837	19.127	176	16.104	209	16.606	217	251
10	52.274	19.083	175	16.273	209	16.918	217	250	24	52.108	19.092	176	16.016	211	17.000	217	246
11	51.959	19.246	175	16.015	210	16.698	217	248	25	51.786	18.892	176	16.171	208	16.723	217	251
12	59.323	25.352	177	16.909	208	17.062	217		26	51.842	19.215	177	16.036	210	16.591	218	253
13	1:14.540	21.156	155	18.990	165			195	27	1:07.498	19.151	176	16.327	200			249
14	11:28.548	10:48	161	20.046	142	20.274	187	147									

DTM Norisring

Norisring, length 2300 m

30.06. - 02.07.2017

Porsche Carrera Cup Deutschland



Lap Analysis qualifying, 01.07.2017

DMSB-Reg.No.: 174/17

4 Gabriele Piana , Porsche 911 GT3 Cup / ITA									theoretical besttime: 51.190								
Lap	Time	S1	V1	S2	V2	S3	V3	Vmax	Lap	Time	S1	V1	S2	V2	S3	V3	Vmax
1	1:29.012		100	22.226	118	20.162	172		16	54.355	19.627	175	17.520	206	17.208	216	247
2	1:02.229	24.323	152	18.376	163	19.530	218	163	17	52.495	19.449	175	16.312	209	16.734	216	245
3	1:02.527	22.413	171	17.425	146	22.689	217	192	18	51.798	19.233	175	16.039	209	16.526	217	250
4	52.920	19.727	174	16.356	209	16.837	217	238	19	51.708	19.152	175	16.010	209	16.546	217	250
5	54.736	19.433	176	16.210	211	19.093	216	251	20	51.548	19.114	178	15.919	210	16.515	218	252
6	54.799	19.316	175	17.597	125	17.886	217	250	21	57.121	20.385	169	19.113	132	17.623	218	230
7	51.981	19.124	176	16.128	209	16.729	217	251	22	1:11.195	19.036	176	16.331	156			253
8	51.865	19.262	176	15.958	210	16.645	217	251	23	2:46.442	2:10.443	165	17.708	150	18.291	218	140
9	51.655	19.147	175	15.889	210	16.619	218	252	24	51.746	19.106	177	15.901	210	16.739	218	253
10	56.134	21.329	140	17.573	195	17.232	218	254	25	1:05.827	19.050	175	15.883	207			253
11	51.667	19.099	175	15.925	211	16.643	216	253	26	2:12.307	1:39.394	174	16.215	209	16.698	216	172
12	51.606	19.130	174	15.955	210	16.521	218	251	27	51.610	19.154	175	15.930	209	16.526	216	250
13	1:11.411	20.948	144	18.143	173			201	28	51.321	18.959	175	15.826	209	16.536	217	251
14	8:14.701	7:38.258	126	18.354	158	18.089	216	127	29	51.190	18.876	176	15.813	209	16.501	217	253
15	54.484	20.379	174	16.625	208	17.480	216	216									

5 Christian Engelhart , Porsche 911 GT3 Cup / DEU									theoretical besttime: 51.166								
Lap	Time	S1	V1	S2	V2	S3	V3	Vmax	Lap	Time	S1	V1	S2	V2	S3	V3	Vmax
1	1:22.192		111	21.725	134	18.906	204		16	54.802	20.014	175	17.216	198	17.572	216	220
2	1:02.483	25.587	105	18.960	173	17.936	196	163	17	53.583	19.650	175	16.500	201	17.433	218	239
3	59.715	22.778	155	18.369	187	18.568	216	192	18	53.239	19.142	176	16.559	192	17.538	217	251
4	52.446	19.380	174	16.315	209	16.751	216	249	19	51.946	19.156	177	16.074	209	16.716	216	252
5	53.586	19.388	175	17.067	209	17.131	217	250	20	52.424	19.069	176	16.040	196	17.315	218	252
6	51.766	19.090	176	16.073	210	16.603	216	253	21	1:15.367	20.144	161	18.961	166			240
7	51.622	19.021	175	15.956	209	16.645	215	253	22	2:31.642	1:53.261	149	18.587	176	19.794	218	170
8	51.563	19.017	175	15.963	210	16.583	216	253	23	52.164	19.356	175	16.248	208	16.560	217	248
9	51.517	19.031	174	15.942	209	16.544	216	252	24	51.686	19.156	176	15.889	210	16.641	216	251
10	51.359	18.982	176	15.863	211	16.514	216	253	25	51.266	18.946	176	15.855	211	16.465	218	252
11	51.281	18.975	175	15.755	210	16.551	217	252	26	51.410	18.989	177	15.900	209	16.521	217	253
12	52.142	19.061	177	16.068	208	17.013	217	253	27	53.206	19.061	177	16.891	209	17.254	218	253
13	1:08.170	19.822	175	16.903	197			237	28	51.510	19.011	175	15.930	210	16.569	217	254
14	9:52.644	9:16.383	139	18.553	194	17.708	211	103	29	51.770	19.027	175	16.007	208	16.736	217	253
15	54.845	20.331	171	16.937	201	17.577	211	231	30	1:04.099	23.267	157	19.319	187		117	195

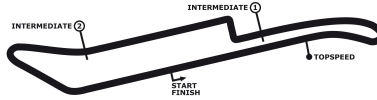
6 Carlos Rivas , Porsche 911 GT3 Cup Amateur-Wertung / LUX									theoretical besttime: 51.527								
Lap	Time	S1	V1	S2	V2	S3	V3	Vmax	Lap	Time	S1	V1	S2	V2	S3	V3	Vmax
1	1:32.033		157	18.934	180	19.730	157		17	52.859	19.538	174	16.420	208	16.901	216	240
2	1:02.678	22.733	172	17.989	167	21.956	197	174	18	52.225	19.318	173	16.261	208	16.646	217	250
3	59.666	20.369	175	17.010	170	22.287	217	231	19	52.166	19.275	174	16.218	209	16.673	217	251
4	53.285	19.944	174	16.423	209	16.918	217	233	20	51.921	19.199	174	16.054	211	16.668	217	250
5	52.889	19.512	174	16.299	210	17.078	217	244	21	55.749	20.328	174	17.997	190	17.424	218	224
6	52.320	19.328	174	16.208	209	16.784	218	246	22	1:11.722	19.580	174	19.784	110			241
7	52.286	19.263	175	16.198	209	16.825	216	247	23	2:45.544	2:09.494	172	17.392	157	18.658	218	143
8	52.259	19.208	174	16.310	209	16.741	217	249	24	52.066	19.270	175	16.166	210	16.630	217	247
9	53.532	19.771	170	16.851	208	16.910	217	250	25	51.833	19.179	174	16.084	211	16.570	217	251
10	51.889	19.103	174	16.085	211	16.701	217	252	26	51.785	19.071	174	16.177	210	16.537	217	251
11	51.898	19.205	174	16.083	211	16.610	217	251	27	51.935	19.083	175	16.240	209	16.612	217	253
12	52.424	19.338	174	16.308	209	16.778	218	250	28	52.290	19.350	175	16.144	209	16.796	216	253
13	1:12.077	21.033	157	17.910	183			205	29	52.078	19.123	174	16.204	211	16.751	217	253
14	8:20.058	7:43.264	172	19.000	190	17.794	213	157	30	51.999	19.158	175	16.224	209	16.617	217	252
15	54.254	20.291	174	16.837	204	17.126	215	211	31	51.642	18.936	174	16.076	210	16.630	217	254
16	53.421	19.736	174	16.615	208	17.070	217	242									

DTM Norisring

Norisring, length 2300 m

30.06. - 02.07.2017

Porsche Carrera Cup Deutschland



Lap Analysis qualifying, 01.07.2017

DMSB-Reg.No.: 174/17

8 Philipp Sager , Porsche 911 GT3 Cup Amateur-Wertung / AUT									theoretical besttime: 51.855								
Lap	Time	S1	V1	S2	V2	S3	V3	Vmax	Lap	Time	S1	V1	S2	V2	S3	V3	Vmax
1	1:29.649		163	18.978	162	19.217	192		16	56.164	20.432	172	17.091	201	18.641	215	233
2	1:00.799	23.379	148	18.051	162	19.369	213	178	17	54.446	19.919	175	16.865	206	17.662	214	249
3	1:01.153	22.030	172	17.803	164	21.320	216	207	18	53.598	19.900	172	16.603	208	17.095	216	248
4	54.302	20.118	173	16.723	208	17.461	214	231	19	53.032	19.667	174	16.280	209	17.085	216	248
5	53.110	19.470	175	16.449	208	17.191	215	249	20	52.565	19.545	175	16.153	209	16.867	216	249
6	53.110	19.823	172	16.208	209	17.079	216	246	21	1:09.256	21.101	172	17.255	188			206
7	52.582	19.470	174	16.281	209	16.831	215	247	22	3:57.690	3:23.064	172	17.164	201	17.462	216	155
8	52.177	19.309	173	16.177	209	16.691	216	250	23	55.216	19.850	173	16.469	208	18.897	210	244
9	52.992	19.381	173	16.372	209	17.239	215	248	24	52.459	19.594	175	16.199	211	16.666	217	245
10	52.005	19.178	174	16.213	209	16.614	216	250	25	53.043	19.372	175	16.164	210	17.507	216	251
11	52.246	19.381	173	16.149	210	16.716	215	249	26	52.066	19.373	175	16.063	209	16.630	216	249
12	52.516	19.433	173	16.351	207	16.732	216	248	27	53.203	19.638	174	16.508	206	17.057	215	246
13	1:11.060	19.566	173	17.719	177			250	28	54.325	19.684	172	17.070	206	17.571	215	250
14	8:20.125	7:40.116	133	18.913	174	21.096	158	100	29	1:11.383	19.327	174	19.461	174			249
15	58.851	22.946	169	17.890	196	18.015	214	193									

9 Wolf Nathan , Porsche 911 GT3 Cup Amateur-Wertung / NLD									theoretical besttime: 51.724								
Lap	Time	S1	V1	S2	V2	S3	V3	Vmax	Lap	Time	S1	V1	S2	V2	S3	V3	Vmax
1	1:37.841		147	18.987	161	18.780	209		16	59.846	23.247	145	17.746	160	18.853	217	189
2	1:00.163	21.927	168	18.170	173	20.066	166	180	17	53.464	19.652	174	16.419	199	17.393	209	235
3	1:00.571	22.520	170	17.751	166	20.300	213	190	18	53.110	19.843	174	16.286	204	16.981	216	237
4	56.331	20.519	170	17.612	187	18.200	216	219	19	52.370	19.511	174	16.128	206	16.731	215	247
5	52.952	19.688	173	16.496	205	16.768	216	242	20	52.406	19.396	174	16.113	208	16.897	214	249
6	52.888	19.458	174	16.278	209	17.152	213	249	21	1:17.279	20.941	127	20.722	146			249
7	52.924	19.741	175	16.294	206	16.889	214	246	22	2:33.959	1:55.518	145	18.819	180	19.622	219	165
8	52.896	19.595	174	16.209	209	17.092	216	250	23	52.467	19.505	176	16.195	206	16.767	215	245
9	52.289	19.397	175	16.150	205	16.742	215	247	24	52.008	19.296	175	16.053	209	16.659	216	250
10	52.877	19.511	174	16.249	208	17.117	213	247	25	52.202	19.186	175	16.178	209	16.838	214	250
11	52.295	19.412	174	16.174	208	16.709	215	247	26	51.816	19.151	176	15.984	209	16.681	216	251
12	52.349	19.315	174	16.330	206	16.704	215	249	27	58.238	22.465	88	18.627	182	17.146	215	242
13	1:11.318	20.406	165	18.149	166			223	28	51.991	19.145	174	16.052	209	16.794	216	250
14	9:11.542	8:25.109	150	20.021	126	26.412	199	119	29	51.811	19.232	175	15.947	208	16.632	216	250
15	59.178	23.102	165	17.577	188	18.499	187	159									

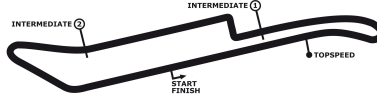
10 Larry Ten Voorde , Porsche 911 GT3 Cup Rookie-Wertung / NLD									theoretical besttime: 51.264								
Lap	Time	S1	V1	S2	V2	S3	V3	Vmax	Lap	Time	S1	V1	S2	V2	S3	V3	Vmax
1	1:24.377		114	21.125	122	18.800	172		16	57.908	21.477	152	17.602	157	18.829	218	209
2	1:01.733	24.823	154	18.347	170	18.563	216	160	17	52.361	19.288	175	16.042	210	17.031	218	250
3	1:00.749	23.107	172	17.760	152	19.882	217	197	18	52.061	19.397	175	15.925	209	16.739	217	250
4	53.062	19.708	174	16.279	209	17.075	217	238	19	51.706	19.168	175	15.824	209	16.714	217	250
5	52.289	19.357	174	16.005	209	16.927	219	249	20	51.835	19.177	175	15.904	209	16.754	218	251
6	52.419	19.474	174	16.095	210	16.850	218	247	21	1:16.900	21.948	113	20.870	136			251
7	51.956	19.361	175	15.877	209	16.718	218	248	22	2:33.179	1:53.835	161	18.187	138	21.157	219	170
8	52.181	19.505	175	15.904	209	16.772	217	248	23	51.702	19.203	176	15.815	209	16.684	217	250
9	51.989	19.281	175	15.884	210	16.824	218	251	24	51.552	19.062	175	15.818	209	16.672	218	251
10	51.973	19.283	175	15.952	209	16.738	217	251	25	51.595	19.056	175	15.866	211	16.673	219	252
11	51.648	19.146	175	15.883	211	16.619	217	252	26	51.513	18.986	175	15.825	211	16.702	218	253
12	51.935	19.170	175	16.000	209	16.765	217	251	27	51.314	18.997	176	15.747	211	16.570	219	254
13	1:07.730	19.691	173	16.786	195			222	28	51.547	18.947	176	15.790	211	16.810	218	256
14	9:37.912	9:00.491	146	18.488	180	18.933	199	57	29	51.632	19.027	175	15.826	210	16.779	218	254
15	57.499	21.799	160	16.801	183	18.899	216	206	30	1:05.473	19.098	175	15.810	209			254

DTM Norisring

Norisring, length 2300 m

30.06. - 02.07.2017

Porsche Carrera Cup Deutschland



Lap Analysis qualifying, 01.07.2017

DMSB-Reg.No.: 174/17

12 Jörn Schmidt-Staade , Porsche 911 GT3 Cup Amateur-Wertung / DEU theoretical besttime: 51.839

Lap	Time	S1	V1	S2	V2	S3	V3	Vmax	Lap	Time	S1	V1	S2	V2	S3	V3	Vmax
1	1:41.111		143	19.607	162	19.692	190		16	56.601	21.757	147	17.256	194	17.588	213	190
2	58.285	22.161	171	17.379	190	18.745	175	195	17	54.983	20.746	173	16.804	206	17.433	214	212
3	1:01.218	22.602	172	17.815	120	20.801	206	183	18	53.558	20.067	175	16.629	209	16.862	216	228
4	55.319	20.511	172	16.869	200	17.939	214	222	19	53.069	19.614	176	16.382	209	17.073	215	244
5	53.326	19.778	175	16.561	208	16.987	216	240	20	53.189	19.680	175	16.479	209	17.030	216	242
6	52.761	19.518	175	16.281	209	16.962	216	249	21	1:37.683	43.347	128	20.291	158			249
7	52.960	19.815	174	16.291	210	16.854	214	247	22	4:04.740	3:30.202	172	16.786	200	17.752	215	159
8	52.448	19.495	175	16.201	209	16.752	215	249	23	52.662	19.555	176	16.317	209	16.790	214	244
9	52.505	19.390	174	16.103	209	17.012	215	249	24	52.166	19.338	175	16.112	209	16.716	216	249
10	52.748	19.512	175	16.382	209	16.854	216	250	25	51.987	19.343	175	15.998	211	16.646	216	251
11	52.372	19.322	175	16.315	209	16.735	215	250	26	51.887	19.245	176	16.020	209	16.622	216	251
12	52.521	19.426	175	16.359	209	16.736	215	251	27	52.240	19.371	175	16.138	209	16.731	216	252
13	1:17.608	20.775	158	17.636	204			200	28	52.232	19.219	177	16.218	209	16.795	216	251
14	7:21.102	6:39.635	116	20.820	145	20.647	167	124	29	52.147	19.245	175	16.149	209	16.753	215	251
15	1:04.187	25.750	164	18.482	175	19.955	196	140									

13 Wolfgang Triller , Porsche 911 GT3 Cup Amateur-Wertung / DEU theoretical besttime: 51.505

Lap	Time	S1	V1	S2	V2	S3	V3	Vmax	Lap	Time	S1	V1	S2	V2	S3	V3	Vmax
1	1:31.029		168	18.741	177	19.599	153		19	56.228	21.840	168	16.611	193	17.777	212	224
2	1:04.820	22.957	168	18.315	175	23.548	151	207	20	55.241	21.434	125	16.630	204	17.177	211	244
3	1:00.610	21.814	173	17.387	177	21.409	216	224	21	53.484	19.926	174	16.343	204	17.215	215	245
4	54.700	20.147	169	17.146	204	17.407	213	231	22	54.605	19.925	175	16.959	206	17.721	217	232
5	53.083	19.729	173	16.216	205	17.138	216	245	23	53.549	19.391	176	16.567	206	17.591	218	251
6	52.687	19.407	173	16.129	206	17.151	217	249	24	52.958	19.129	176	16.187	199	17.642	218	253
7	52.104	19.276	175	16.010	208	16.818	217	252	25	51.923	19.284	175	15.976	209	16.663	217	254
8	51.952	19.244	174	15.972	209	16.736	216	251	26	52.373	19.326	176	15.852	210	17.195	213	250
9	51.698	19.086	174	15.882	209	16.730	216	251	27	1:18.316	21.710	173	20.014	167			205
10	52.067	19.156	173	16.217	208	16.694	216	251	28	2:29.717	1:52.599	171	19.223	173	17.895	217	165
11	51.797	19.230	174	15.933	209	16.634	216	251	29	53.222	19.249	177	16.078	209	17.895	217	251
12	51.762	19.029	173	15.976	208	16.757	216	252	30	52.053	19.319	175	15.976	208	16.758	216	251
13	57.182	20.928	147	18.274	151	17.980	215	218	31	52.463	19.166	175	15.891	209	17.406	216	251
14	53.960	19.940	175	17.001	208	17.019	214	239	32	51.862	19.215	175	16.023	209	16.624	217	251
15	53.263	19.817	174	16.708	208	16.738	215	246	33	51.814	19.096	174	16.064	207	16.654	217	252
16	1:07.122	20.146	175	16.558	208			245	34	52.009	19.081	175	16.233	208	16.695	216	252
17	4:00.909	3:24.834	169	17.851	189	18.224	187	147	35	51.941	19.268	175	15.928	208	16.745	216	251
18	1:02.522	25.718	124	17.797	204	19.007	175	206	36	1:01.327	21.018	165	18.482	171		113	205

14 Marius Nakken , Porsche 911 GT3 Cup Rookie-Wertung / NOR theoretical besttime: 51.410

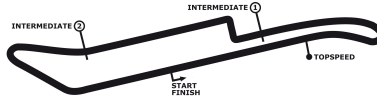
Lap	Time	S1	V1	S2	V2	S3	V3	Vmax	Lap	Time	S1	V1	S2	V2	S3	V3	Vmax
1	2:52.423		147	18.503	165	18.225	212		17	53.487	19.770	174	16.332	208	17.385	216	241
2	59.913	21.322	171	20.007	136	18.584	214	190	18	55.342	20.857	177	17.056	200	17.429	216	247
3	59.156	20.329	171	21.391	143	17.436	216	216	19	53.501	19.662	175	16.813	207	17.026	216	235
4	53.093	19.698	174	16.419	208	16.976	215	235	20	52.166	19.349	174	16.069	209	16.748	217	246
5	52.977	19.702	173	16.205	208	17.070	216	244	21	55.907	20.507	158	17.828	165	17.572	218	198
6	52.547	19.491	174	16.179	209	16.877	216	248	22	1:10.231	19.467	175	16.586	160			243
7	54.135	19.250	174	16.977	183	17.908	216	250	23	2:48.437	2:13.556	156	17.364	179	17.517	217	140
8	53.847	20.063	173	16.447	205	17.337	216	227	24	52.490	19.466	175	16.075	209	16.949	217	243
9	53.720	20.110	173	16.446	208	17.164	216	228	25	52.183	19.218	175	15.990	209	16.975	217	249
10	57.965	19.740	174	20.616	127	17.609	215	242	26	51.903	19.250	174	15.945	210	16.708	218	252
11	55.031	20.072	169	17.337	173	17.622	216	221	27	51.775	19.177	175	15.949	209	16.649	217	253
12	1:11.563	21.380	164	17.480	166			181	28	51.487	18.961	174	16.022	211	16.504	218	253
13	6:36.535	5:58.144	147	20.122	145	18.269	212	154	29	52.053	19.048	175	16.129	209	16.876	217	254
14	55.843	21.068	172	17.322	187	17.453	216	191	30	52.670	19.148	175	16.231	209	17.291	217	251
15	54.862	20.582	173	16.867	200	17.413	215	199	31	52.082	19.268	174	16.017	211	16.797	217	253
16	53.860	20.032	174	16.558	204	17.270	215	217									

DTM Norisring

Norisring, length 2300 m

30.06. - 02.07.2017

Porsche Carrera Cup Deutschland



Lap Analysis qualifying, 01.07.2017

DMSB-Reg.No.: 174/17

15 Christopher Zöchling , Porsche 911 GT3 Cup / AUT									theoretical besttime: 51.023								
Lap	Time	S1	V1	S2	V2	S3	V3	Vmax	Lap	Time	S1	V1	S2	V2	S3	V3	Vmax
1	2:47.296		171	24.033	87	21.218	213		15	53.211	19.854	174	16.610	207	16.747	217	230
2	1:01.437	20.394	171	22.257	104	18.786	215	222	16	51.789	19.204	174	15.934	208	16.651	217	246
3	54.607	19.817	173	16.319	208	18.471	218	233	17	51.503	19.055	175	15.819	210	16.629	218	250
4	52.276	19.401	175	16.186	209	16.689	216	244	18	1:17.798	21.090	108	22.279	137			251
5	52.082	19.356	174	16.043	209	16.683	216	248	19	2:32.931	1:54.764	174	19.763	163	18.404	219	169
6	51.816	19.252	174	15.960	211	16.604	217	248	20	51.881	19.174	175	15.895	209	16.812	218	241
7	51.566	19.145	175	15.839	211	16.582	219	248	21	51.277	18.967	175	15.790	209	16.520	218	
8	53.966	19.225	175	17.071	106	17.670	218	246	22	51.483	19.057	175	15.908	210	16.518	219	250
9	51.283	18.926	175	15.879	212	16.478	219		23	51.318	18.846	175	15.699	211	16.773	216	
10	54.551	19.211	175	17.916	117	17.424	217	243	24	52.653	19.538	177	16.068	211	17.047	219	
11	54.057	18.862	175	15.967	209	19.228	218		25	51.165	18.852	175	15.834	211	16.479	218	
12	1:12.347	20.623	174	16.565	209			199	26	51.367	18.989	175	15.809	210	16.569	217	251
13	10:51.860	10:10	167	22.332	115	18.933	213	148	27	1:06.488	19.160	177	16.342	206			
14	1:01.368	20.479	172	21.053	133	19.836	213	217									

16 David Kolkmann , Porsche 911 GT3 Cup / DEU									theoretical besttime: 51.326								
Lap	Time	S1	V1	S2	V2	S3	V3	Vmax	Lap	Time	S1	V1	S2	V2	S3	V3	Vmax
1	1:25.932		110	21.119	128	19.156	156		16	54.190	19.686	175	17.186	176	17.318	216	236
2	1:02.858	25.382	153	18.414	160	19.062	215	147	17	52.118	19.269	176	16.153	208	16.696	216	249
3	1:01.923	21.967	174	18.675	148	21.281	216	210	18	52.357	19.308	175	16.010	209	17.039	216	250
4	52.886	19.687	174	16.184	209	17.015	216	238	19	51.765	19.164	176	15.941	209	16.660	216	250
5	52.587	19.521	175	16.100	209	16.966	217	247	20	54.501	21.380	176	16.408	209	16.713	217	249
6	52.311	19.429	175	15.985	209	16.897	217	245	21	1:07.619	19.201	175	16.095	209			251
7	51.911	19.129	175	15.984	209	16.798	217	252	22	3:07.830	2:29.920	166	17.336	146	20.574	217	171
8	52.050	19.213	175	15.975	209	16.862	216	251	23	51.744	19.190	176	15.920	209	16.634	216	250
9	52.446	19.214	176	16.176	208	17.056	217	251	24	51.478	19.014	176	15.960	209	16.504	218	251
10	51.763	19.092	175	15.956	210	16.715	216	253	25	51.470	19.042	175	15.874	210	16.554	217	252
11	51.659	19.174	175	15.856	209	16.629	216	251	26	51.346	19.001	176	15.847	211	16.498	218	253
12	51.772	19.015	176	15.947	209	16.810	216	253	27	51.773	19.088	176	15.980	210	16.705	217	253
13	1:08.447	19.478	175	16.471	198			240	28	51.514	19.064	175	15.844	210	16.606	217	254
14	9:04.186	8:25.534	129	19.709	160	18.943	181	124	29	51.763	19.063	176	15.982	209	16.718	216	254
15	59.727	23.526	137	18.344	144	17.857	213	185	30	51.466	19.120	176	15.865	211	16.481	217	253

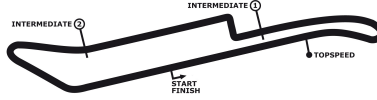
20 Henric Skoog , Porsche 911 GT3 Cup Rookie-Wertung / SWE									theoretical besttime: 51.217								
Lap	Time	S1	V1	S2	V2	S3	V3	Vmax	Lap	Time	S1	V1	S2	V2	S3	V3	Vmax
1	1:19.495		126	22.864	109	20.028	160		16	1:00.551	24.292	144	17.446	184	18.813	209	215
2	1:01.957	24.031	163	19.382	174	18.544	168	180	17	54.394	20.368	174	16.624	206	17.402	215	220
3	57.156	22.736	173	16.961	190	17.459	215	187	18	53.357	19.733	174	16.556	206	17.068	216	245
4	53.307	19.877	174	16.384	206	17.046	214	240	19	51.801	19.396	176	15.932	208	16.473	217	248
5	52.373	19.425	175	16.136	208	16.812	214	245	20	54.648	21.036	174	16.080	209	17.532	186	180
6	52.296	19.440	175	16.179	208	16.677	215	247	21	1:16.154	23.225	139	20.716	175			180
7	52.107	19.476	174	16.065	209	16.566	216	249	22	2:37.050	1:59.845	154	17.340	145	19.865	217	137
8	52.260	19.410	175	16.085	208	16.765	216	249	23	51.534	19.119	176	15.924	209	16.491	217	250
9	51.802	19.110	174	15.938	208	16.754	216	250	24	51.490	19.216	175	15.868	209	16.406	217	251
10	51.619	19.178	175	15.895	209	16.546	216	247	25	51.450	19.100	175	15.870	210	16.480	218	250
11	51.606	19.242	175	15.931	209	16.433	216	249	26	51.343	19.048	175	15.802	210	16.493	219	253
12	51.452	19.070	174	15.846	209	16.536	216	250	27	55.178	21.500	106	16.883	210	16.795	219	222
13	55.473	20.832	158	17.373	200	17.268	216	247	28	51.313	19.009	177	15.805	209	16.499	218	254
14	1:09.955	21.280	169	17.684	180			194	29	51.455	19.073	174	15.877	210	16.505	217	252
15	9:30.414	8:52.869	120	18.735	167	18.810	197	136	30	53.965	21.058	140	16.360	209	16.547	217	253

DTM Norisring

Norisring, length 2300 m

30.06. - 02.07.2017

Porsche Carrera Cup Deutschland



Lap Analysis qualifying, 01.07.2017

DMSB-Reg.No.: 174/17

26 Ryan Cullen , Porsche 911 GT3 Cup / GBR									theoretical besttime: 51.188								
Lap	Time	S1	V1	S2	V2	S3	V3	Vmax	Lap	Time	S1	V1	S2	V2	S3	V3	Vmax
1	1:26.856		100	20.386	151	18.683	211		16	58.485	20.918	164	18.695	169	18.872	207	222
2	1:01.161	23.376	172	18.255	157	19.530	216	162	17	53.969	19.950	173	16.808	206	17.211	216	237
3	1:01.287	22.006	175	18.238	164	21.043	217	195	18	52.256	19.456	174	16.079	209	16.721	217	247
4	53.175	19.764	174	16.362	208	17.049	216	244	19	51.878	19.077	174	15.973	208	16.828	216	250
5	52.518	19.466	174	16.101	208	16.951	217	246	20	53.873	19.984	173	17.020	209	16.869	217	250
6	51.910	19.131	175	16.021	209	16.758	218	252	21	53.790	19.578	174	16.747	202		179	249
7	52.368	19.254	175	16.076	210	17.038	217	251	22	1:19.795	26.478	134	19.958	159			159
8	52.056	19.219	175	16.027	209	16.810	218	250	23	2:27.176	1:52.765	173	17.154	198	17.257	217	161
9	52.347	19.201	174	16.403	209	16.743	216	244	24	51.942	19.202	175	16.068	209	16.672	217	250
10	51.623	19.032	175	15.929	209	16.662	217	251	25	51.711	19.086	175	15.908	209	16.717	217	249
11	51.734	19.121	175	15.898	209	16.715	216	251	26	51.580	19.074	176	15.861	209	16.645	218	250
12	51.708	19.103	175	15.821	209	16.784	216	251	27	51.426	19.054	175	15.797	210	16.575	218	253
13	53.471	19.516	175	16.899	205	17.056	216	247	28	51.504	19.105	175	15.853	210	16.546	218	251
14	1:08.233	19.435	174	16.705	192			247	29	51.411	18.896	176	15.746	211	16.769	218	252
15	8:59.360	8:22.853	167	17.968	186	18.539	206	73	30	51.348	18.908	176	15.825	211	16.615	219	253

27 Kim André Hauschild , Porsche 911 GT3 Cup / DEU									theoretical besttime: 52.010								
Lap	Time	S1	V1	S2	V2	S3	V3	Vmax	Lap	Time	S1	V1	S2	V2	S3	V3	Vmax
1	1:43.961		157	19.833	142	19.162	207		14	3:00.584	2:24.063	155	18.280	182	18.241	214	140
2	58.084	21.547	169	17.563	174	18.974	209	201	15	54.910	20.623	174	16.728	201	17.559	216	210
3	59.353	22.419	170	17.744	157	19.190	215	181	16	53.670	19.833	175	16.538	203	17.299	216	230
4	58.066	20.535	172	18.272	152	19.259	215	211	17	54.660	19.782	176	17.567	205	17.311	215	244
5	54.460	20.104	174	16.719	198	17.637	215	222	18	53.020	19.633	175	16.418	208	16.969	216	240
6	54.293	19.675	174	16.553	203	18.065	217	244	19	52.465	19.202	175	16.308	209	16.955	216	249
7	53.096	19.563	174	16.364	208	17.169	216	237	20	52.505	19.212	175	16.290	209	17.003	217	244
8	52.887	19.310	175	16.507	208	17.070	216	246	21	57.438	19.229	175	19.635	163	18.574	217	245
9	52.761	19.382	174	16.251	208	17.128	216	245	22	52.698	19.291	175	16.606	208	16.801	217	249
10	52.632	19.126	174	16.495	209	17.011	217	248	23	53.187	19.587	173	16.793	209	16.807	217	246
11	52.401	19.009	175	16.287	201	17.105	217	249	24	52.447	19.152	175	16.469	208	16.826	217	250
12	52.437	19.110	175	16.328	207	16.999	216	248	25	52.220	19.135	176	16.200	210	16.885	218	250
13	1:18.377	21.659	136	18.360	170			207									

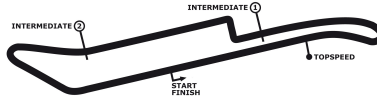
33 Stefan Rehkopf , Porsche 911 GT3 Cup Amateur-Wertung / DEU									theoretical besttime: 51.664								
Lap	Time	S1	V1	S2	V2	S3	V3	Vmax	Lap	Time	S1	V1	S2	V2	S3	V3	Vmax
1	1:35.493		146	18.987	172	18.975	212		18	53.796	20.294	174	16.546	206	16.956	216	219
2	1:00.816	22.960	169	17.588	190	20.268	166	191	19	52.804	19.491	175	16.424	207	16.889	216	247
3	1:01.177	23.109	172	17.540	193	20.528	214	204	20	52.597	19.407	175	16.356	209	16.834	216	250
4	55.842	20.406	172	17.959	202	17.477	216	220	21	52.477	19.364	175	16.254	208	16.859	216	246
5	53.764	19.768	174	16.876	208	17.120	214	244	22	53.184	19.626	174	16.596	207	16.962	216	248
6	54.124	19.763	174	16.434	204	17.927	216	249	23	52.139	19.214	175	16.233	208	16.692	216	250
7	54.780	20.126	175	16.695	189	17.959	217	235	24	52.159	19.324	174	16.105	209	16.730	216	250
8	52.992	19.528	175	16.459	208	17.005	216	247	25	57.117	19.447	174	19.019	200	18.651	219	251
9	52.450	19.347	175	16.405	208	16.698	216	251	26	1:10.217	20.145	153	17.309	197			247
10	52.546	19.443	174	16.363	209	16.740	215	250	27	3:02.025	2:27.503	170	16.589	207	17.933	218	131
11	52.277	19.250	175	16.312	208	16.715	215	250	28	52.790	19.736	176	16.397	207	16.657	216	246
12	52.185	19.252	175	16.248	208	16.685	216	250	29	52.188	19.320	176	16.196	208	16.672	216	251
13	1:11.261	21.017	166	17.228	209			182	30	51.970	19.336	174	16.096	210	16.538	217	251
14	4:41.829	4:04.340	162	19.120	161	18.369	211	156	31	52.280	19.397	175	16.135	208	16.748	215	247
15	58.136	21.767	171	18.478	189	17.891	213	197	32	52.461	19.255	176	16.196	210	17.010	218	251
16	55.394	20.805	173	17.301	207	17.288	214	209	33	56.613	21.650	154	17.014	188	17.949	217	207
17	54.482	20.549	174	16.875	206	17.058	216	218	34	52.071	19.030	175	16.200	208	16.841	216	252

DTM Norisring

Norisring, length 2300 m

30.06. - 02.07.2017

Porsche Carrera Cup Deutschland



Lap Analysis qualifying, 01.07.2017

DMSB-Reg.No.: 174/17

87 Michael Ammermüller , Porsche 911 GT3 Cup / DEU

theoretical besttime: 50.887

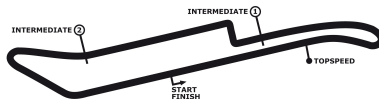
Lap	Time	S1	V1	S2	V2	S3	V3	Vmax	Lap	Time	S1	V1	S2	V2	S3	V3	Vmax
1	1:18.702		120	23.285	122	20.331	164		15	11:05.132	10:28	104	18.709	175	18.393	206	135
2	1:02.121	24.231	136	19.326	154	18.564	176	162	16	57.172	20.981	173	18.236	180	17.955	194	210
3	1:00.664	22.722	159	19.149	131	18.793	215	175	17	56.451	22.488	169	16.534	199	17.429	214	210
4	53.936	20.184	155	16.888	206	16.864	216	230	18	57.506	21.993	130	18.361	156	17.152	217	164
5	52.286	19.396	175	16.129	208	16.761	216	238	19	1:08.021	19.551	174	16.762	176			243
6	51.898	19.285	175	16.011	208	16.602	216	245	20	2:48.871	2:15.435	155	16.533	206	16.903	216	135
7	51.623	19.050	175	15.900	209	16.673	216	251	21	53.914	19.920	114	16.968	205	17.026	217	243
8	51.714	19.251	174	15.908	209	16.555	216	250	22	51.698	19.186	176	15.857	209	16.655	217	249
9	51.440	19.065	175	15.820	209	16.555	217	250	23	51.263	19.004	175	15.763	210	16.496	217	250
10	51.504	19.094	177	15.814	210	16.596	217	251	24	51.250	19.072	176	15.773	208	16.405	217	251
11	51.291	19.147	175	15.740	210	16.404	216	251	25	51.263	18.838	176	15.682	210	16.743	216	253
12	51.197	18.887	177	15.762	209	16.548	216	253	26	51.277	18.804	176	15.710	210	16.763	216	253
13	53.266	19.514	175	16.637	198	17.115	216	232	27	51.306	18.982	177	15.679	209	16.645	217	253
14	1:08.903	20.417	174	16.895	184			200	28	51.413	19.053	175	15.795	210	16.565	217	253

93 Nick Yelloly , Porsche 911 GT3 Cup / GBR

theoretical besttime: 50.902

Lap	Time	S1	V1	S2	V2	S3	V3	Vmax	Lap	Time	S1	V1	S2	V2	S3	V3	Vmax
1	1:23.375		118	21.176	121	19.080	208		15	57.998	21.910	121	18.428	194	17.660	215	210
2	1:01.627	25.198	157	18.539	161	17.890	204	162	16	53.743	19.945	173	16.654	193	17.144	215	222
3	1:00.796	23.635	171	17.906	158	19.255	218	192	17	52.799	19.548	175	16.085	200	17.166	214	230
4	52.271	19.279	175	16.165	209	16.827	219	246	18	52.390	19.387	175	16.323	206	16.680	215	238
5	53.636	19.387	177	16.390	197	17.859	218	250	19	54.771	19.692	175	17.224	143	17.855	219	243
6	51.834	19.273	175	16.034	209	16.527	218	246	20	1:16.410	20.511	173	19.266	157			204
7	51.519	19.107	175	15.892	210	16.520	218	251	21	2:33.264	1:58.372	168	17.051	176	17.841	218	164
8	51.480	19.138	175	15.870	210	16.472	218	252	22	52.081	19.146	176	15.911	209	17.024	219	243
9	51.509	19.091	175	15.832	211	16.586	218	253	23	51.180	18.921	176	15.802	210	16.457	218	251
10	51.334	18.993	176	15.843	211	16.498	218	251	24	51.185	18.879	175	15.755	211	16.551	219	249
11	51.265	18.937	175	15.805	211	16.523	218	253	25	50.938	18.804	175	15.780	211	16.354	218	251
12	51.417	18.918	175	15.885	211	16.614	219	254	26	51.116	18.793	175	15.802	211	16.521	219	252
13	1:09.890	20.379	167	17.662	180			202	27	52.777	19.180	175	16.135	206	17.462	219	246
14	10:43.764	10:03	96	21.258	130	19.293	203	69	28	53.849	20.374	174	16.701	200	16.774	217	254

DTM Norisring
Norisring, length 2300 m
30.06. - 02.07.2017



Porsche Carrera Cup Deutschland

Best Sector Times qualifying

DMSB-Reg.No.: 174/17

Pos.	sector 1			sector 2			sector 3			theoretical and best lap time				
	No	Driver	Time	No	Driver	Time	No	Driver	Time	No	Driver	theoretical	Best	Pos
1	1	Olsen D.	18.674	87	Ammermüller M.	15.679	1	Olsen D.	16.298	1	Olsen D.	50.670	50.787	1
2	93	Yelloly N.	18.793	1	Olsen D.	15.698	93	Yelloly N.	16.354	87	Ammermüller M.	50.887	51.197	6
3	87	Ammermüller M.	18.804	15	Zöchling C.	15.699	87	Ammermüller M.	16.404	93	Yelloly N.	50.902	50.938	2
4	2	Preining T.	18.807	26	Cullen R.	15.746	20	Skoog H.	16.406	15	Zöchling C.	51.023	51.165	4
5	15	Zöchling C.	18.846	10	Ten Voorde L.	15.747	5	Engelhart C.	16.465	2	Preining T.	51.092	51.096	3
6	4	Piana G.	18.876	5	Engelhart C.	15.755	2	Preining T.	16.473	5	Engelhart C.	51.166	51.266	7
7	3	Rettenbacher L.	18.892	93	Yelloly N.	15.755	15	Zöchling C.	16.478	26	Cullen R.	51.188	51.348	11
8	26	Cullen R.	18.896	20	Skoog H.	15.802	16	Kolkmann D.	16.481	4	Piana G.	51.190	51.190	5
9	6	Rivas C.	18.936	2	Preining T.	15.812	4	Piana G.	16.501	20	Skoog H.	51.217	51.313	8
10	5	Engelhart C.	18.946	4	Piana G.	15.813	14	Nakken M.	16.504	10	Ten Voorde L.	51.264	51.314	9
11	10	Ten Voorde L.	18.947	16	Kolkmann D.	15.844	6	Rivas C.	16.537	16	Kolkmann D.	51.326	51.346	10
12	14	Nakken M.	18.961	13	Triller W.	15.852	33	Rehkopf S.	16.538	14	Nakken M.	51.410	51.487	12
13	16	Kolkmann D.	19.001	14	Nakken M.	15.945	26	Cullen R.	16.546	3	Rettenbacher L.	51.474	51.786	15
14	27	Hauschild K.	19.009	9	Nathan W.	15.947	10	Ten Voorde L.	16.570	13	Triller W.	51.505	51.698	14
15	20	Skoog H.	19.009	3	Rettenbacher L.	15.991	3	Rettenbacher L.	16.591	6	Rivas C.	51.527	51.642	13
16	13	Triller W.	19.029	12	Schmidt-Staade J.	15.998	8	Sager P.	16.614	33	Rehkopf S.	51.664	51.970	18
17	33	Rehkopf S.	19.030	6	Rivas C.	16.054	12	Schmidt-Staade J.	16.622	9	Nathan W.	51.724	51.811	16
18	9	Nathan W.	19.145	8	Sager P.	16.063	13	Triller W.	16.624	12	Schmidt-Staade J.	51.839	51.887	17
19	8	Sager P.	19.178	33	Rehkopf S.	16.096	9	Nathan W.	16.632	8	Sager P.	51.855	52.005	19
20	12	Schmidt-Staade J.	19.219	27	Hauschild K.	16.200	27	Hauschild K.	16.801	27	Hauschild K.	52.010	52.220	20

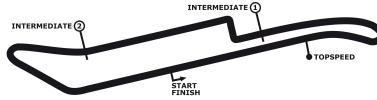
DTM Norisring

Norisring, length 2300 m

30.06. - 02.07.2017

Porsche Carrera Cup Deutschland

Topspeed qualifying, 01.07.2017



DMSB-Reg.No.: 174/17

Car No.	Driver	Make	Speed km/h
10	Larry Ten Voorde	Porsche 911 GT3 Cup	256
16	David Kolkmann	Porsche 911 GT3 Cup	254
13	Wolfgang Triller	Porsche 911 GT3 Cup	254
1	Dennis Olsen	Porsche 911 GT3 Cup	254
6	Carlos Rivas	Porsche 911 GT3 Cup	254
2	Thomas Preining	Porsche 911 GT3 Cup	254
14	Marius Nakken	Porsche 911 GT3 Cup	254
4	Gabriele Piana	Porsche 911 GT3 Cup	254
93	Nick Yelloly	Porsche 911 GT3 Cup	254
5	Christian Engelhart	Porsche 911 GT3 Cup	254
20	Henric Skoog	Porsche 911 GT3 Cup	254
3	Luca Rettenbacher	Porsche 911 GT3 Cup	253
87	Michael Ammermüller	Porsche 911 GT3 Cup	253
26	Ryan Cullen	Porsche 911 GT3 Cup	253
12	Jörn Schmidt-Staade	Porsche 911 GT3 Cup	252
33	Stefan Rehkopf	Porsche 911 GT3 Cup	252
8	Philipp Sager	Porsche 911 GT3 Cup	251
15	Christopher Zöchling	Porsche 911 GT3 Cup	251
9	Wolf Nathan	Porsche 911 GT3 Cup	251
27	Kim André Hauschild	Porsche 911 GT3 Cup	250

DTM Norisring

Norisring, length 2300 m

30.06. - 02.07.2017


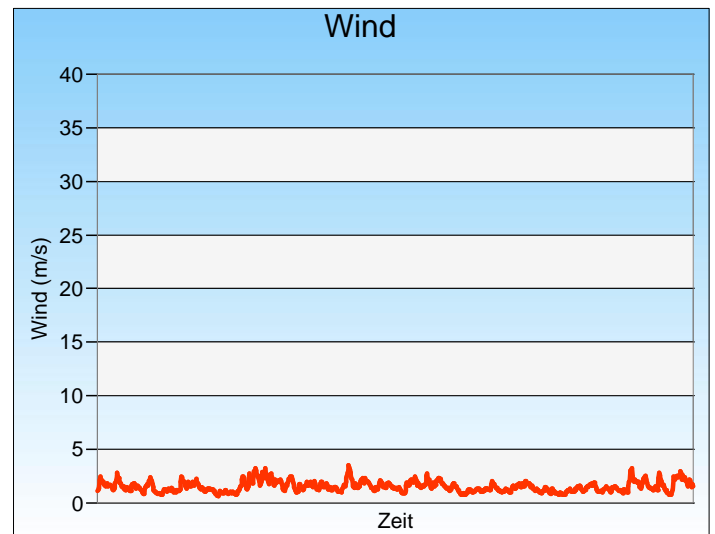
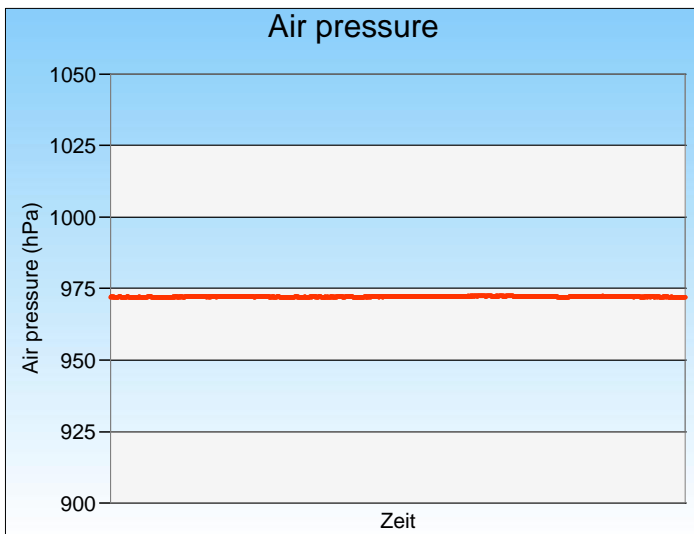
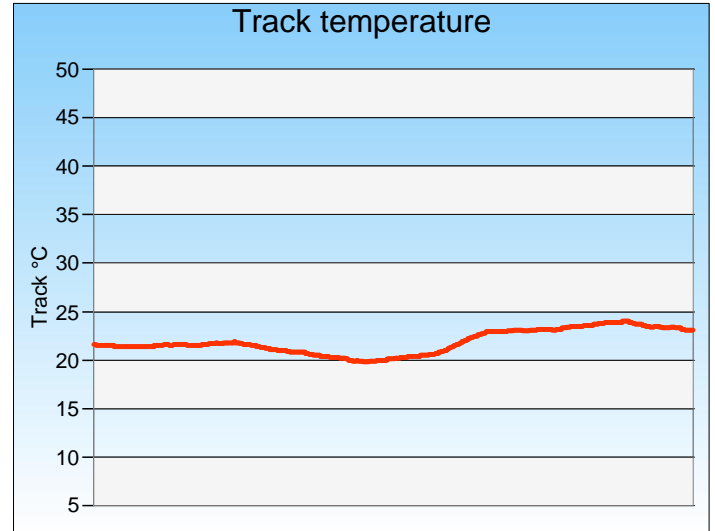
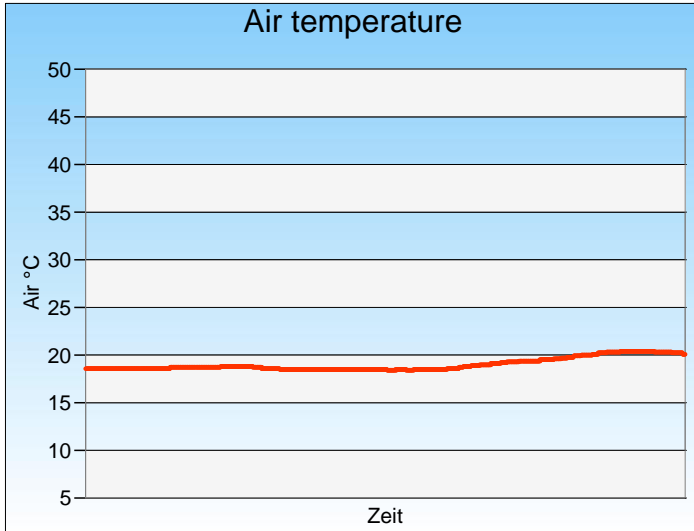
Porsche Carrera Cup Deutschland



Weather qualifying

DMSB-Reg.No.: 174/17

01.07.2017, 11:55:00 - 12:30:00



Weather:

cloudy

