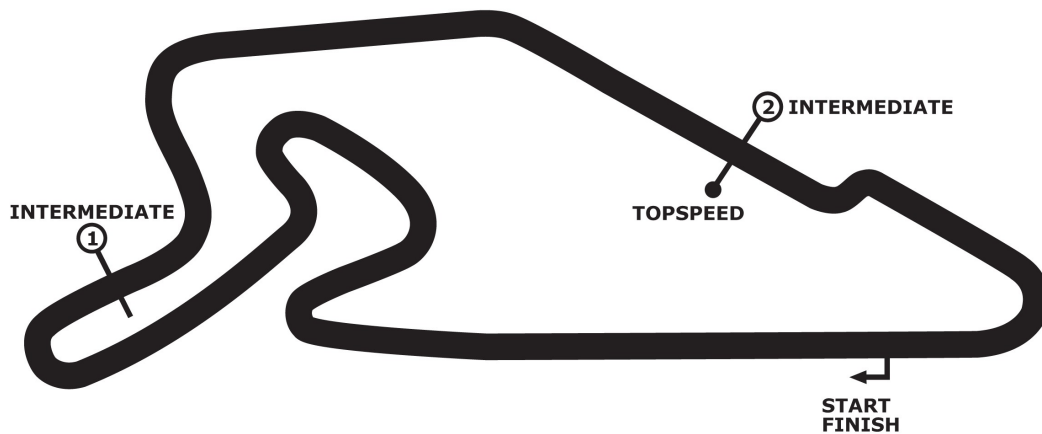




DTM Nürburgring qualifying



Nürburgring 3629 m


08. - 10.09.2017

DTM Nürburgring

Nürburgring, length 3629 m

08. - 10.09.2017

Porsche Carrera Cup Deutschland



Result qualifying, 09.09.2017

DMSB-Reg.No.: 267-2017

POS.	No.	CL.	Entrant Driver, Place	Sponsor Make	Laps	Besttime	Gap	km/h fastest
1	15		MRS GT-Racing Christopher Zöchling / AUT	Porsche 911 GT3 Cup	15	1:30.000		145.160
2	93		Team Deutsche Post by Project 1 Nick Yelloly / GBR	Porsche 911 GT3 Cup	14	1:30.167	00.167	144.891
3	5		BLACK FALCON Christian Engelhart / DEU	Porsche 911 GT3 Cup	16	1:30.182	00.182	144.867
4	1		Konrad Motorsport Dennis Olsen / NOR	Porsche 911 GT3 Cup	16	1:30.193	00.193	144.849
5	44		MRS GT-Racing Zaid Ashkanani / KUW	Porsche 911 GT3 Cup	16	1:30.555	00.555	144.270
6	14		MRS GT-Racing Marius Nakken / NOR	Porsche 911 GT3 Cup	13	1:30.581	00.581	144.229
7	87		raceunion Huber Racing Michael Ammermüller / DEU	Porsche 911 GT3 Cup	15	1:30.593	00.593	144.210
8	4		RN Vision Team BLACK FALCON Gabriele Piana / ITA	Porsche 911 GT3 Cup	16	1:30.619	00.619	144.168
9	10		Team Deutsche Post by Project 1 Larry Ten Voorde / NLD	Porsche 911 GT3 Cup	16	1:30.705	00.705	144.032
10	54		ZeLe-Racing Al Faisal Al Zubair / OMN	Porsche 911 GT3 Cup	15	1:30.793	00.793	143.892
11	16		Team Deutsche Post by Project 1 David Kolkman / DEU	Porsche 911 GT3 Cup	15	1:30.824	00.824	143.843
12	26		raceunion Huber Racing Ryan Cullen / GBR	Porsche 911 GT3 Cup	17	1:30.839	00.839	143.819
13	83		Huber Racing by TriSpa Toni Wolf / DEU	Porsche 911 GT3 Cup	18	1:30.874	00.874	143.764
14	13	AM	Huber Racing by TriSpa Wolfgang Triller / DEU	Porsche 911 GT3 Cup	18	1:30.990	00.990	143.581
15	2		Konrad Motorsport Thomas Preining / AUT	Porsche 911 GT3 Cup	14	1:31.054	01.054	143.480
16	6	AM	BLACK FALCON Carlos Rivas / LUX	Porsche 911 GT3 Cup	14	1:31.285	01.285	143.117
17	12	AM	Cito Pretiosa Jörn Schmidt-Staade / DEU	Porsche 911 GT3 Cup	15	1:31.305	01.305	143.085
18	20		raceunion Huber Racing Henric Skoog / SWE	Porsche 911 GT3 Cup	13	1:31.776	01.776	142.351
19	9	AM	Huber Racing by TriSpa Wolf Nathan / NLD	Porsche 911 GT3 Cup	6	1:32.393	02.393	141.400
20	33	AM	Cito Pretiosa Stefan Rehkopf / DEU	Porsche 911 GT3 Cup	17	1:32.445	02.445	141.321
21	8	AM	ZeLe-Racing Philipp Sager / AUT	Porsche 911 GT3 Cup	17	1:32.802	02.802	140.777
22	22	AM	Cito Pretiosa Peter Scheufen / DEU	Porsche 911 GT3 Cup	15	1:34.298	04.298	138.544
23	57	AM	Konrad Motorsport Ewen Taylor / ZAF	Porsche 911 GT3 Cup	12	1:34.383	04.383	138.419
24	55	AM	Speed Lover Pierre-Yves Paque / BEL	Porsche 911 GT3 Cup	12	1:34.466	04.466	138.297
25	56	AM	Team Deutsche Post by Project 1 Richy Müller / DEU	Porsche 911 GT3 Cup	15	1:35.195	05.195	137.238

Subject to final scrutineering !

Issued:

Clerk of the Course:


Timekeeper:

DTM Nürburgring

Nürburgring, length 3629 m

08. - 10.09.2017

Porsche Carrera Cup Deutschland



Result qualifying for race 1 (2nd Fastest Lap), 09.09.2017

DMSB-Reg.No.: 267-2017

POS	NO DRIVER	NAT	ENTRANT	BESTTIME	LAPS	GAP	fastest km/h
1	15 Christopher Zöchling	AUT	MRS GT-Racing	1:30.130	15		144.951
2	93 Nick Yelloly	GBR	Team Deutsche Post by Project 1	1:30.229	14	00.099	144.792
3	5 Christian Engelhart	DEU	BLACK FALCON	1:30.268	16	00.138	144.729
4	1 Dennis Olsen	NOR	Konrad Motorsport	1:30.280	16	00.150	144.710
5	44 Zaid Ashkanani	KWT	MRS GT-Racing	1:30.564	16	00.434	144.256
6	87 Michael Ammermüller	DEU	raceunion Huber Racing	1:30.768	15	00.638	143.932
7	10 Larry Ten Voorde	NLD	Team Deutsche Post by Project 1	1:30.790	16	00.660	143.897
8	26 Ryan Cullen	GBR	raceunion Huber Racing	1:30.844	17	00.714	143.811
9	16 David Kolkman	DEU	Team Deutsche Post by Project 1	1:30.857	15	00.727	143.791
10	83 Toni Wolf	DEU	Huber Racing by TriSpa	1:31.028	18	00.898	143.521
11	4 Gabriele Piana	ITA	RN Vision Team BLACK FALCON	1:31.191	16	01.061	143.264
12	54 Al Faisal Al Zubair	OMN	ZeLe-Racing	1:31.206	15	01.076	143.241
13	12 Jörn Schmidt-Staade	DEU	Cito Pretiosa	1:31.310	15	01.180	143.077
14	13 Wolfgang Triller	DEU	Huber Racing by TriSpa	1:31.434	18	01.304	142.883
15	14 Marius Nakken	NOR	MRS GT-Racing	1:31.518	13	01.388	142.752
16	2 Thomas Preining	AUT	Konrad Motorsport	1:31.542	14	01.412	142.715
17	6 Carlos Rivas	LUX	BLACK FALCON	1:31.856	14	01.726	142.227
18	20 Henric Skoog	SWE	raceunion Huber Racing	1:32.272	13	02.142	141.586
19	33 Stefan Rehkopf	DEU	Cito Pretiosa	1:32.477	17	02.347	141.272
20	8 Philipp Sager	AUT	ZeLe-Racing	1:33.421	17	03.291	139.844
21	9 Wolf Nathan	NLD	Huber Racing by TriSpa	1:33.710	6	03.580	139.413
22	22 Peter Scheufen	DEU	Cito Pretiosa	1:34.359	15	04.229	138.454
23	57 Ewen Taylor	ZAF	Konrad Motorsport	1:34.602	12	04.472	138.099
24	55 Pierre-Yves Paque	BEL	Speed Lover	1:34.980	12	04.850	137.549
25	56 Richy Müller	DEU	Team Deutsche Post by Project 1	1:37.100	15	06.970	134.546

Issued:

Clerk of the Course:

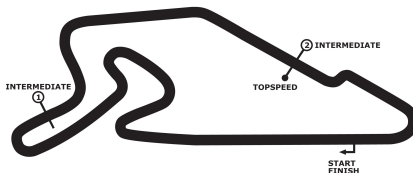
Timekeeper:

DTM Nürburgring

Nürburgring, length 3629 m

08. - 10.09.2017

Porsche Carrera Cup Deutschland



Lap by Lap qualifying, 09.09.2017

DMSB-Reg.No.: 267-2017

1 Dennis Olsen , Porsche 911 GT3 Cup / NOR															
1	1:58.905	2	1:34.033	3	1:38.761	4	1:31.450	5	1:30.912	6	1:30.847	7	1:30.713	8	1:31.306
pit	1:36.871	10	13:42.491	11	1:35.239	12	1:30.412	13	1:30.280	14	1:30.342	15	1:30.193	pit	1:53.120

2 Thomas Preining , Porsche 911 GT3 Cup Rookie-Wertung / AUT															
1	2:05.155	2	1:36.075	3	1:34.842	4	1:33.757	5	1:31.927	6	1:31.054	7	1:31.670	8	1:31.820
pit	1:39.258	pit	13:38.903	11	4:59.093	12	1:31.542	13	1:37.848	pit	1:40.116				

4 Gabriele Piana , Porsche 911 GT3 Cup / ITA															
1	2:13.092	2	1:36.724	3	1:33.462	4	1:32.765	5	1:31.892	6	1:31.276	7	1:38.747	pit	1:38.904
9	13:56.949	10	1:33.911	11	1:31.793	12	1:31.271	13	1:31.191	14	1:30.619	15	1:46.494	pit	2:06.714

5 Christian Engelhart , Porsche 911 GT3 Cup / DEU															
1	1:57.154	2	1:34.719	3	1:32.216	4	1:31.570	5	1:33.029	6	1:30.909	7	1:31.021	8	1:31.397
pit	1:37.080	10	13:37.269	11	1:35.099	12	1:31.534	13	1:30.182	14	1:30.268	15	1:30.293	pit	1:54.726

6 Carlos Rivas , Porsche 911 GT3 Cup Amateur-Wertung / LUX															
1	2:21.942	2	1:40.242	3	1:34.527	4	1:33.642	5	1:31.946	6	1:32.362	pit	1:49.857	8	14:47.720
9	1:37.692	10	1:33.231	11	1:32.515	12	1:31.856	13	1:31.285	pit	1:52.562				

8 Philipp Sager , Porsche 911 GT3 Cup Amateur-Wertung / AUT															
1	2:43.582	2	1:40.268	3	1:36.611	4	1:43.772	5	1:34.976	6	1:34.050	7	1:51.898	8	1:36.195
pit	1:53.038	10	10:17.519	11	1:39.300	12	1:35.557	13	1:33.832	14	1:33.421	15	1:32.802	16	1:41.492
pit	1:53.122														

9 Wolf Nathan , Porsche 911 GT3 Cup Amateur-Wertung / NLD															
1	2:48.873	2	1:39.704	3	1:35.468	4	1:33.710	5	1:32.393	pit	1:56.785				

10 Larry Ten Voorde , Porsche 911 GT3 Cup Rookie-Wertung / NLD															
1	3:01.246	2	1:35.119	3	1:32.700	4	1:33.282	5	1:32.243	6	1:31.796	7	1:31.346	8	1:31.724
pit	1:41.506	10	12:00.130	11	1:33.130	12	1:31.900	13	1:30.820	14	1:30.705	15	1:30.790	pit	1:42.526

12 Jörn Schmidt-Stade , Porsche 911 GT3 Cup Amateur-Wertung / DEU															
1	2:02.240	2	1:36.773	3	1:36.819	4	1:34.926	5	1:33.670	6	1:32.796	7	1:32.884	pit	1:45.456
pit	3:49.103	10	11:14.610	11	1:36.966	12	1:32.466	13	1:31.310	14	1:31.305	pit	1:45.526		

13 Wolfgang Triller , Porsche 911 GT3 Cup Amateur-Wertung / DEU															
1	2:31.463	2	1:40.199	3	1:34.669	4	1:32.889	5	1:33.183	6	1:32.088	7	1:32.638	8	1:33.961
9	1:32.619	pit	1:52.824	11	9:07.888	12	1:37.716	13	1:33.036	14	1:31.434	15	1:30.990	16	1:31.848
17	1:31.472	pit	1:56.755												

14 Marius Nakken , Porsche 911 GT3 Cup Rookie-Wertung / NOR															
1	2:41.533	2	1:38.088	3	1:34.164	4	1:32.639	5	1:32.292	6	1:31.518	7	1:38.281	pit	1:47.044
9	16:06.525	10	1:33.902	11	1:33.686	12	1:30.581	pit	1:50.091						

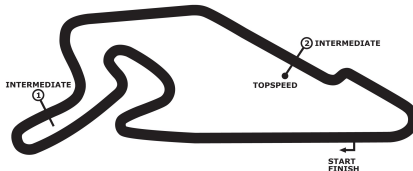
15 Christopher Zöchling , Porsche 911 GT3 Cup / AUT															
1	2:37.514	2	1:38.343	3	1:32.590	4	1:31.335	5	1:31.622	6	1:31.145	7	1:31.416	8	1:31.388
pit	1:37.528	10	14:41.080	11	1:32.012	12	1:30.786	13	1:30.130	14	1:30.000	pit	1:56.258		

DTM Nürburgring

Nürburgring, length 3629 m

08. - 10.09.2017

Porsche Carrera Cup Deutschland



Lap by Lap qualifying, 09.09.2017

DMSB-Reg.No.: 267-2017

16 David Kolkmann , Porsche 911 GT3 Cup / DEU															
1	3:06.689	2	1:40.496	3	1:33.255	4	1:31.706	5	1:31.061	6	1:33.556	7	1:31.851	pit	1:45.292
9	13:24.015	10	1:36.057	11	1:31.957	12	1:30.911	13	1:30.824	14	1:30.857	pit	1:48.274		

20 Henric Skoog , Porsche 911 GT3 Cup Rookie-Wertung / SWE															
1	5:28.943	2	1:47.168	3	1:33.109	4	1:32.913	5	1:32.272	pit	1:37.087	7	14:58.056	8	1:39.127
9	1:31.776	10	1:34.743	11	1:33.902	12	1:36.174	pit	2:10.072						

22 Peter Scheufen , Porsche 911 GT3 Cup Amateur-Wertung / DEU															
1	2:12.056	2	1:41.462	3	1:41.533	4	1:37.326	5	1:35.454	6	1:35.681	pit	1:57.543	pit	3:45.155
9	10:31.065	10	1:39.484	11	1:36.229	12	1:35.017	13	1:34.359	14	1:34.298	pit	1:52.609		

26 Ryan Cullen , Porsche 911 GT3 Cup / GBR															
1	2:06.600	2	1:37.689	3	1:34.008	4	1:32.698	5	1:36.209	6	1:31.485	7	1:35.637	8	1:32.500
9	1:36.900	pit	2:10.233	11	11:04.956	12	1:35.435	13	1:32.589	14	1:30.839	15	1:30.844	16	1:31.405
pit	1:54.373														

33 Stefan Rehkopf , Porsche 911 GT3 Cup Amateur-Wertung / DEU															
1	2:00.082	2	1:38.110	3	1:37.301	4	1:34.552	5	1:33.894	6	1:33.191	7	1:33.545	8	1:35.255
pit	1:43.050	10	11:16.687	11	1:38.341	12	1:34.505	13	1:32.911	14	1:32.787	15	1:32.445	16	1:32.477
pit	1:52.245														

44 Zaid Ashkanani , Porsche 911 GT3 Cup Rookie-Wertung / KUW															
1	2:39.368	2	1:38.937	3	1:34.206	4	1:32.590	5	1:32.169	6	1:31.186	7	1:42.522	pit	1:39.058
9	3:50.196	pit	1:56.179	11	9:56.453	12	1:32.166	13	1:30.761	14	1:30.564	15	1:30.555	pit	1:52.924

54 Al Faisal Al Zubair , Porsche 911 GT3 Cup Rookie-Wertung / OMN															
1	2:18.920	2	1:43.034	3	1:36.204	4	1:33.769	5	1:31.957	6	1:31.518	7	1:31.910	pit	1:40.239
9	14:22.505	10	1:36.632	11	1:32.155	12	1:31.206	13	1:30.793	14	1:31.389	pit	1:50.543		

55 Pierre-Yves Paque , Porsche 911 GT3 Cup Amateur-Wertung / BEL															
1	2:45.179	2	1:40.695	3	1:35.688	4	1:35.613	5	1:34.980	6	1:34.466	7	1:35.181	pit	1:49.127
9	19:01.322	10	1:38.673	11	1:41.647	pit	2:11.529								

56 Richy Müller , Porsche 911 GT3 Cup Amateur-Wertung / DEU															
1	3:11.575	2	1:44.511	3	1:38.719	4	1:37.697	5	1:38.209	6	1:37.201	7	1:37.910	pit	1:48.000
9	13:30.501	10	1:38.417	11	1:37.247	12	1:37.100	13	1:35.195	14	1:39.593	pit	2:09.441		

57 Ewen Taylor , Porsche 911 GT3 Cup Amateur-Wertung / ZAF															
1	2:21.131	2	1:42.888	3	1:36.500	4	1:36.505	5	1:34.675	6	1:34.383	7	1:34.875	pit	1:59.103
9	13:42.832	10	1:34.602	11	1:34.832	12	1:34.794								

83 Toni Wolf , Porsche 911 GT3 Cup Rookie-Wertung / DEU															
1	2:08.911	2	1:35.842	3	1:33.738	4	1:38.391	5	1:31.871	6	1:31.558	7	1:32.471	8	1:33.337
9	1:35.076	pit	1:45.916	11	8:48.318	12	1:34.589	13	1:32.899	14	1:31.577	15	1:31.235	16	1:31.028
17	1:30.874	pit	1:41.773												

87 Michael Ammermüller , Porsche 911 GT3 Cup / DEU															
1	5:23.784	2	1:42.887	3	1:32.182	4	1:30.953	5	1:31.086	6	1:31.359	pit	1:39.151	8	10:07.557
pit	1:38.994	10	3:23.576	11	1:32.618	12	1:30.768	13	1:30.593	14	1:53.125	pit	2:08.783		


DTM Nürburgring

Nürburgring, length 3629 m

08. - 10.09.2017

Porsche Carrera Cup Deutschland

Lap by Lap qualifying, 09.09.2017



DMSB-Reg.No.: 267-2017

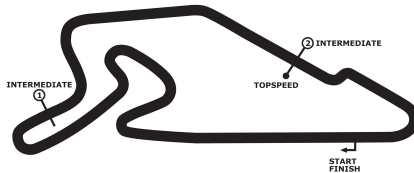
93 Nick Yelloly , Porsche 911 GT3 Cup / GBR															
1	3:19.982	2	1:35.448	3	1:32.597	4	1:30.854	5	1:30.381	6	1:30.534	pit	1:45.470	8	16:04.773
9	1:38.037	10	1:31.825	11	1:30.229	12	1:30.167	13	1:31.470	14	2:07.875				

DTM Nürburgring

Nürburgring, length 3629 m

08. - 10.09.2017

Porsche Carrera Cup Deutschland



Lap Analysis qualifying, 09.09.2017

DMSB-Reg.No.: 267-2017

1 Dennis Olsen , Porsche 911 GT3 Cup / NOR									theoretical besttime: 1:30.010								
Lap	Time	S1	V1	S2	V2	S3	V3	Vmax	Lap	Time	S1	V1	S2	V2	S3	V3	Vmax
1	1:58.905		122	25.642	226	24.057	182	226	9	1:36.871	46.892	131	22.672	241			241
2	1:34.033	48.730	129	23.091	240	22.212	186	240	10	13:42.491	12:54	124	24.614	226	23.152	181	226
3	1:38.761	53.590	128	23.098	238	22.073	186	238	11	1:35.239	48.222	132	22.836	235	24.181	186	235
4	1:31.450	47.252	133	22.548	242	21.650	186	242	12	1:30.412	46.423	133	22.463	241	21.526	186	241
5	1:30.912	46.704	130	22.456	242	21.752	186	242	13	1:30.280	46.223	133	22.483	241	21.574	187	241
6	1:30.847	46.703	133	22.545	241	21.599	187	241	14	1:30.342	46.130	134	22.507	242	21.705	186	242
7	1:30.713	46.430	133	22.623	240	21.660	186	240	15	1:30.193	46.227	134	22.354	242	21.612	187	242
8	1:31.306	46.854	132	22.730	242	21.722	187	242	16	1:53.120	52.231	100	27.685	162			162

2 Thomas Preining , Porsche 911 GT3 Cup Rookie-Wertung / AUT									theoretical besttime: 1:30.986								
Lap	Time	S1	V1	S2	V2	S3	V3	Vmax	Lap	Time	S1	V1	S2	V2	S3	V3	Vmax
1	2:05.155		120	26.233	219	24.372	182	219	8	1:31.820	47.055	129	22.810	242	21.955	187	242
2	1:36.075	50.165	129	23.350	239	22.560	186	239	9	1:39.258	48.043	129	23.057	241			241
3	1:34.842	48.296	132	23.325	216	23.221	187	216	10	13:38.903	12:44	119	25.321	208			208
4	1:33.757	48.694	129	22.749	242	22.314	185	242	11	4:59.093	4:14.096	130	22.929	240	22.068	188	240
5	1:31.927	47.352	131	22.751	241	21.824	187	241	12	1:31.542	47.121	131	22.721	242	21.700	187	242
6	1:31.054	46.819	132	22.516	242	21.719	187	242	13	1:37.848	47.673	128	23.603	216	26.572	187	216
7	1:31.670	47.076	123	22.641	242	21.953	188	242	14	1:40.116	46.770	132	22.742	220			220

4 Gabriele Piana , Porsche 911 GT3 Cup / ITA									theoretical besttime: 1:30.553								
Lap	Time	S1	V1	S2	V2	S3	V3	Vmax	Lap	Time	S1	V1	S2	V2	S3	V3	Vmax
1	2:13.092		117	25.501	212	23.829	184	212	9	13:56.949	13:08	127	24.295	232	24.128	184	232
2	1:36.724	50.868	130	23.117	240	22.739	186	240	10	1:33.911	48.379	131	23.176	239	22.356	186	239
3	1:33.462	48.305	132	22.840	241	22.317	186	241	11	1:31.793	47.257	134	22.635	241	21.901	186	241
4	1:32.765	47.792	132	22.685	241	22.288	186	241	12	1:31.271	46.839	134	22.615	240	21.817	187	240
5	1:31.892	47.122	132	22.718	241	22.052	187	241	13	1:31.191	46.900	132	22.501	241	21.790	187	241
6	1:31.276	46.813	133	22.544	243	21.919	187	243	14	1:30.619	46.343	133	22.567	243	21.709	188	243
7	1:38.747	47.220	132	27.653	127	23.874	187	127	15	1:46.494	51.275	123	27.228	231	27.991	187	231
8	1:38.904	47.095	132	22.605	243			243	16	2:06.714	55.100	119	33.747	106			106

5 Christian Engelhart , Porsche 911 GT3 Cup / DEU									theoretical besttime: 1:30.103								
Lap	Time	S1	V1	S2	V2	S3	V3	Vmax	Lap	Time	S1	V1	S2	V2	S3	V3	Vmax
1	1:57.154		124	26.013	188	23.808	184	188	9	1:37.080	46.925	133	22.684	241			241
2	1:34.719	49.144	130	23.119	240	22.456	187	240	10	13:37.269	12:42	121	30.680	99	23.831	186	99
3	1:32.216	47.708	129	22.742	241	21.766	186	241	11	1:35.099	48.011	133	23.010	224	24.078	188	224
4	1:31.570	47.159	126	22.594	242	21.817	187	242	12	1:31.534	47.134	134	22.619	241	21.781	188	241
5	1:33.029	48.529	133	22.692	241	21.808	189	241	13	1:30.182	46.369	134	22.446	242	21.367	188	242
6	1:30.909	46.726	130	22.553	241	21.630	186	241	14	1:30.268	46.397	135	22.446	243	21.425	187	243
7	1:31.021	46.770	131	22.591	241	21.660	187	241	15	1:30.293	46.401	133	22.367	242	21.525	187	242
8	1:31.397	46.980	129	22.660	243	21.757	187	243	16	1:54.726	54.541	106	27.329	177			177

6 Carlos Rivas , Porsche 911 GT3 Cup Amateur-Wertung / LUX									theoretical besttime: 1:30.990								
Lap	Time	S1	V1	S2	V2	S3	V3	Vmax	Lap	Time	S1	V1	S2	V2	S3	V3	Vmax
1	2:21.942		123	27.610	172	24.152	182	172	8	14:47.720	13:57	114	25.883	163	24.499	183	163
2	1:40.242	50.924	133	25.443	144	23.875	187	144	9	1:37.692	49.214	133	24.578	185	23.900	187	185
3	1:34.527	48.812	128	23.028	241	22.687	187	241	10	1:33.231	48.126	131	22.746	242	22.359	188	242
4	1:33.642	48.167	128	22.971	241	22.504	188	241	11	1:32.515	47.483	132	22.655	243	22.377	187	243
5	1:31.946	47.083	134	22.669	241	22.194	186	241	12	1:31.856	46.569	133	23.436	237	21.851	188	237
6	1:32.362	47.359	132	22.694	241	22.309	186	241	13	1:31.285	46.513	132	22.626	242	22.146	187	242
7	1:49.857	50.769	122	24.503	188			188	14	1:52.562	46.645	132	29.789	158			158


8 Philipp Sager , Porsche 911 GT3 Cup Amateur-Wertung / AUT									theoretical besttime: 1:32.650								
Lap	Time	S1	V1	S2	V2	S3	V3	Vmax	Lap	Time	S1	V1	S2	V2	S3	V3	Vmax
1	2:43.582		117	33.183	169	25.715	180	169	10	10:17.519	9:25.607	120	26.259	190	25.653	182	190
2	1:40.268	52.141	123	24.331	233	23.796	186	233	11	1:39.300	51.746	127	23.787	228	23.767	186	228
3	1:36.611	49.800	128	23.616	240	23.195	185	240	12	1:35.557	49.004	130	23.345	241	23.208	186	241
4	1:43.772	52.540	114	26.426	160	24.806	186	160	13	1:33.832	48.286	131	22.957	241	22.589	187	241
5	1:34.976	48.848	128	23.307	241	22.821	187	241	14	1:33.421	47.510	130	23.242	241	22.669	187	241
6	1:34.050	47.982	131	23.152	241	22.916	187	241	15	1:32.802	47.104	130	22.979	242	22.719	187	242
7	1:51.898	59.902	127	27.335	116	24.661	186	116	16	1:41.492	47.257	130	28.124	122	26.111	186	122
8	1:36.195	49.670	129	23.372	240	23.153	186	240	17	1:53.122	52.515	124	25.084	178			178
9	1:53.038	48.825	127	27.690	173			173									

DTM Nürburgring

Nürburgring, length 3629 m

08. - 10.09.2017

Porsche Carrera Cup Deutschland



Lap Analysis qualifying, 09.09.2017

DMSB-Reg.No.: 267-2017

9 Wolf Nathan , Porsche 911 GT3 Cup Amateur-Wertung / NLD theoretical besttime: 1:32.251

Lap	Time	S1	V1	S2	V2	S3	V3	Vmax	Lap	Time	S1	V1	S2	V2	S3	V3	Vmax
1	2:48.873		109	27.250	163	26.815	179	163	4	1:33.710	48.301	130	23.060	240	22.349	187	240
2	1:39.704	52.217	124	23.902	233	23.585	182	233	5	1:32.393	47.414	134	22.805	239	22.174	186	239
3	1:35.468	49.425	130	23.362	238	22.681	186	238	6	1:56.785	47.272	129	23.023	238			238

10 Larry Ten Voorde , Porsche 911 GT3 Cup Rookie-Wertung / NLD theoretical besttime: 1:30.505

Lap	Time	S1	V1	S2	V2	S3	V3	Vmax	Lap	Time	S1	V1	S2	V2	S3	V3	Vmax
1	3:01.246		117	25.630	205	24.186	174	205	9	1:41.506	50.043	130	23.414	226			226
2	1:35.119	49.658	130	23.266	241	22.195	187	241	10	12:00.130	11:10	120	25.252	195	23.978	183	195
3	1:32.700	47.886	131	22.821	241	21.993	187	241	11	1:33.130	48.132	132	22.896	241	22.102	187	241
4	1:33.282	47.042	133	22.665	242	23.575	188	242	12	1:31.900	46.803	134	22.598	242	22.499	187	242
5	1:32.243	47.096	132	22.569	242	22.578	187	242	13	1:30.820	46.582	134	22.504	242	21.734	186	242
6	1:31.796	46.886	131	22.637	243	22.273	186	243	14	1:30.705	46.307	132	22.504	242	21.894	188	242
7	1:31.346	46.707	133	22.697	242	21.942	187	242	15	1:30.790	46.539	133	22.464	243	21.787	187	243
8	1:31.724	46.927	132	22.745	241	22.052	187	241	16	1:42.526	46.581	133	24.539	179			179

12 Jörn Schmidt-Stade , Porsche 911 GT3 Cup Amateur-Wertung / DEU theoretical besttime: 1:31.251

Lap	Time	S1	V1	S2	V2	S3	V3	Vmax	Lap	Time	S1	V1	S2	V2	S3	V3	Vmax
1	2:02.240		122	26.807	213	25.484	183	213	9	3:49.103	2:45.870	115	28.204	189			189
2	1:36.773	50.152	129	23.441	241	23.180	186	241	10	11:14.610	10:23	123	26.539	210	24.323	172	210
3	1:36.819	48.882	133	24.852	209	23.085	186	209	11	1:36.966	50.521	130	23.844	241	22.601	187	241
4	1:34.926	49.228	127	23.077	243	22.621	187	243	12	1:32.466	47.660	127	22.824	242	21.982	187	242
5	1:33.670	48.127	133	22.907	243	22.636	187	243	13	1:31.310	46.984	133	22.514	242	21.812	186	242
6	1:32.796	47.589	131	22.694	244	22.513	186	244	14	1:31.305	46.940	135	22.499	243	21.866	186	243
7	1:32.884	47.316	131	22.974	242	22.594	187	242	15	1:45.526	47.195	131	24.561	209			209
8	1:45.456	50.521	129	23.270	229			229									

13 Wolfgang Triller , Porsche 911 GT3 Cup Amateur-Wertung / DEU theoretical besttime: 1:30.990

Lap	Time	S1	V1	S2	V2	S3	V3	Vmax	Lap	Time	S1	V1	S2	V2	S3	V3	Vmax
1	2:31.463		113	32.248	201	25.230	180	201	10	1:52.824	50.744	111	28.089	169			169
2	1:40.199	53.041	129	23.659	233	23.499	185	233	11	9:07.888	8:16.543	113	25.466	229	25.879	178	229
3	1:34.669	48.560	133	23.149	238	22.960	179	238	12	1:37.716	50.612	127	23.732	236	23.372	185	236
4	1:32.889	47.595	134	22.875	241	22.419	184	241	13	1:33.036	48.075	135	22.870	240	22.091	188	240
5	1:33.183	48.275	132	22.678	242	22.230	185	242	14	1:31.434	47.048	136	22.562	242	21.824	188	242
6	1:32.088	47.008	133	23.027	241	22.053	188	241	15	1:30.990	46.768	136	22.523	242	21.699	188	242
7	1:32.638	47.469	133	22.810	242	22.359	187	242	16	1:31.848	46.902	129	22.739	242	22.207	188	242
8	1:33.961	47.627	135	22.870	240	23.464	184	240	17	1:31.472	46.814	134	22.652	242	22.006	187	242
9	1:32.619	47.511	131	23.045	241	22.063	187	241	18	1:56.755	54.621	112	26.378	164			164

14 Marius Nakken , Porsche 911 GT3 Cup Rookie-Wertung / NOR theoretical besttime: 1:30.581

Lap	Time	S1	V1	S2	V2	S3	V3	Vmax	Lap	Time	S1	V1	S2	V2	S3	V3	Vmax
1	2:41.533		119	33.270	130	25.087	184	130	8	1:47.044	50.573	102	25.535	210			210
2	1:38.088	50.845	124	23.737	173	23.506	187	173	9	16:06.525	15:15	129	25.952	177	24.694	186	177
3	1:34.164	49.005	128	22.877	241	22.282	186	241	10	1:33.902	48.063	132	22.850	234	22.989	189	234
4	1:32.639	47.928	131	22.690	243	22.021	187	243	11	1:33.686	47.414	133	23.316	217	22.956	189	217
5	1:32.292	47.674	131	22.540	243	22.078	187	243	12	1:30.581	46.520	130	22.382	244	21.679	188	244
6	1:31.518	47.029	130	22.525	240	21.964	188	240	13	1:50.091	46.543	133	27.776	154			154
7	1:38.281	47.547	125	23.350	168	27.384	188	168									

15 Christopher Zöchling , Porsche 911 GT3 Cup / AUT theoretical besttime: 1:29.813

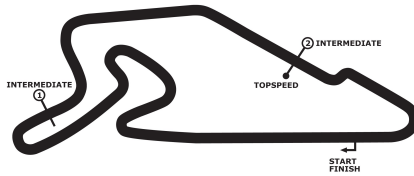
Lap	Time	S1	V1	S2	V2	S3	V3	Vmax	Lap	Time	S1	V1	S2	V2	S3	V3	Vmax
1	2:37.514		122	34.327	154	23.887	183	155	9	1:37.528	46.709	130	22.903	239			238
2	1:38.343	49.084	131	24.895	109	24.364	187	109	10	14:41.080	13:54	129	23.477	237	22.881	186	237
3	1:32.590	47.447	134	22.770	241	22.373	188	241	11	1:32.012	47.161	134	22.846	241	22.005	188	241
4	1:31.335	47.054	131	22.659	242	21.622	188	242	12	1:30.786	46.378	134	22.554	242	21.854	187	242
5	1:31.622	46.961	132	22.580	243	22.081	187	243	13	1:30.130	46.039	135	22.460	243	21.631	188	243
6	1:31.145	46.462	132	22.516	247	22.167	188	247	14	1:30.000	46.226	130	22.419	242	21.355	188	243
7	1:31.416	46.709	131	22.563	243	22.144	188	243	15	1:56.258	54.392	96	28.950	131			131
8	1:31.388	46.647	133	22.611	242	22.130	187	242									

DTM Nürburgring

Nürburgring, length 3629 m

08. - 10.09.2017

Porsche Carrera Cup Deutschland



Lap Analysis qualifying, 09.09.2017

DMSB-Reg.No.: 267-2017

16 David Kolkman , Porsche 911 GT3 Cup / DEU										theoretical besttime: 1:30.618							
Lap	Time	S1	V1	S2	V2	S3	V3	Vmax	Lap	Time	S1	V1	S2	V2	S3	V3	Vmax
1	3:06.689		119	28.083	133	24.814	160	133	9	13:24.015	12:30	118	29.046	186	24.081	173	186
2	1:40.496	52.452	129	24.075	159	23.969	187	159	10	1:36.057	50.394	131	23.348	227	22.315	187	227
3	1:33.255	47.683	133	22.753	241	22.819	186	241	11	1:31.957	47.396	132	22.726	242	21.835	188	242
4	1:31.706	47.163	133	22.603	242	21.940	187	242	12	1:30.911	46.417	133	22.428	242	22.066	188	242
5	1:31.061	46.677	133	22.526	242	21.858	188	242	13	1:30.824	46.540	133	22.469	242	21.815	188	242
6	1:33.556	46.603	127	22.594	242	24.359	188	242	14	1:30.857	46.375	133	22.496	243	21.986	187	243
7	1:31.851	46.929	131	22.950	240	21.972	188	240	15	1:48.274	49.467	122	25.644	189			189
8	1:45.292	49.146	128	24.145	190			190									

20 Henric Skoog , Porsche 911 GT3 Cup Rookie-Wertung / SWE										theoretical besttime: 1:30.996							
Lap	Time	S1	V1	S2	V2	S3	V3	Vmax	Lap	Time	S1	V1	S2	V2	S3	V3	Vmax
1	5:28.943		101	28.266	214	24.829	183	214	8	1:39.127	49.969	92	27.050	240	22.108	188	240
2	1:47.168	54.047	112	28.289	235	24.832	186	235	9	1:31.776	46.578	134	22.561	242	22.637	186	242
3	1:33.109	48.123	133	22.859	241	22.127	188	241	10	1:34.743	49.074	122	23.812	240	21.857	189	240
4	1:32.913	47.480	134	23.081	241	22.352	188	241	11	1:33.902	47.187	132	22.625	243	24.090	187	243
5	1:32.272	47.623	132	22.756	244	21.893	190	244	12	1:36.174	46.722	133	23.451	241	26.001	187	241
6	1:37.087	46.992	133	22.642	244			244	13	2:10.072	1:02.573	99	33.128	147			147
7	14:58.056	14:07	115	26.411	172	24.560	187	172									

22 Peter Scheufen , Porsche 911 GT3 Cup Amateur-Wertung / DEU										theoretical besttime: 1:33.566							
Lap	Time	S1	V1	S2	V2	S3	V3	Vmax	Lap	Time	S1	V1	S2	V2	S3	V3	Vmax
1	2:12.056		116	27.618	204	24.677	184	204	9	10:31.065	9:39.593	120	26.442	201	25.030	184	201
2	1:41.462	53.909	127	23.956	234	23.597	185	234	10	1:39.484	51.541	128	24.457	236	23.486	186	236
3	1:41.533	53.875	128	23.834	237	23.824	184	237	11	1:36.229	49.510	130	23.468	240	23.251	185	240
4	1:37.326	50.432	128	23.263	240	23.631	187	240	12	1:35.017	49.157	134	23.195	237	22.665	187	237
5	1:35.454	48.956	132	23.040	237	23.458	186	237	13	1:34.359	48.646	133	22.928	237	22.785	187	237
6	1:35.681	48.639	129	23.851	233	23.191	187	233	14	1:34.298	48.047	134	22.854	243	23.397	186	243
7	1:57.543	50.432	131	23.214	241			241	15	1:52.609	48.483	133	28.411	168			168
8	3:45.155	2:37.677	120	29.352	168			168									

26 Ryan Cullen , Porsche 911 GT3 Cup / GBR										theoretical besttime: 1:30.827							
Lap	Time	S1	V1	S2	V2	S3	V3	Vmax	Lap	Time	S1	V1	S2	V2	S3	V3	Vmax
1	2:06.600		119	25.277	230	23.960	182	230	10	2:10.233	1:09.456	109	27.739	176			176
2	1:37.689	50.900	130	23.569	238	23.220	186	238	11	11:04.956	10:16	123	24.535	230	23.617	186	230
3	1:34.008	48.285	129	23.047	241	22.676	186	241	12	1:35.435	49.063	133	23.550	240	22.822	187	240
4	1:32.698	47.407	134	22.728	244	22.563	188	244	13	1:32.589	47.844	136	22.772	241	21.973	187	241
5	1:36.209	48.201	134	23.610	147	24.398	187	147	14	1:30.839	46.548	134	22.519	243	21.772	188	243
6	1:31.485	46.698	135	22.619	243	22.168	187	243	15	1:30.844	46.537	133	22.518	243	21.789	187	243
7	1:35.637	47.244	133	23.308	208	25.085	188	208	16	1:31.405	46.844	129	22.642	241	21.919	187	241
8	1:32.500	47.159	133	22.857	241	22.484	188	241	17	1:54.373	53.862	107	26.664	157			157
9	1:36.900	49.013	127	24.622	230	23.265	185	230									

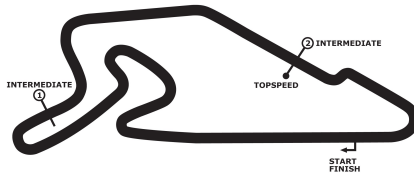
33 Stefan Rehkopf , Porsche 911 GT3 Cup Amateur-Wertung / DEU										theoretical besttime: 1:32.043							
Lap	Time	S1	V1	S2	V2	S3	V3	Vmax	Lap	Time	S1	V1	S2	V2	S3	V3	Vmax
1	2:00.082		117	26.691	213	24.369	181	213	10	11:16.687	10:25	124	26.136	212	25.146	182	212
2	1:38.110	51.138	132	23.967	237	23.005	186	237	11	1:38.341	51.187	134	23.845	236	23.309	186	236
3	1:37.301	49.327	132	25.013	209	22.961	186	209	12	1:34.505	48.886	134	23.177	241	22.442	188	241
4	1:34.552	48.411	132	23.031	241	23.110	185	241	13	1:32.911	47.762	132	22.913	240	22.236	186	240
5	1:33.894	48.470	133	23.005	240	22.419	185	240	14	1:32.787	47.546	135	22.893	240	22.348	186	240
6	1:33.191	47.583	133	22.803	241	22.805	185	241	15	1:32.445	47.788	136	22.670	241	21.987	187	241
7	1:33.545	48.210	134	22.937	242	22.398	188	242	16	1:32.477	47.386	133	22.839	241	22.252	186	241
8	1:35.255	48.554	132	23.206	240	23.495	186	240	17	1:52.245	53.715	130	23.911	229			229
9	1:43.050	49.360	129	24.011	226			226									

DTM Nürburgring

Nürburgring, length 3629 m

08. - 10.09.2017

Porsche Carrera Cup Deutschland



Lap Analysis qualifying, 09.09.2017

DMSB-Reg.No.: 267-2017

44 Zaid Ashkanani , Porsche 911 GT3 Cup Rookie-Wertung / KUW theoretical besttime: 1:30.327

Lap	Time	S1	V1	S2	V2	S3	V3	Vmax	Lap	Time	S1	V1	S2	V2	S3	V3	Vmax
1	2:39.368		120	33.427	130	24.851	184	130	9	3:50.196	2:53.684	108	28.423	183	28.089	170	183
2	1:38.937	50.331	130	24.426	159	24.180	184	158	10	1:56.179	55.678	103	27.515	183			183
3	1:34.206	48.208	132	23.266	238	22.732	186	236	11	9:56.453	9:06.148	128	26.715	204	23.590	187	204
4	1:32.590	47.457	132	22.789	242	22.344	187	242	12	1:32.166	47.500	131	22.700	242	21.966	187	242
5	1:32.169	47.462	133	22.513	241	22.194	187	240	13	1:30.761	46.705	133	22.440	243	21.616	188	242
6	1:31.186	46.653	132	22.495	243	22.038	187	242	14	1:30.564	46.462	129	22.417	242	21.685	188	243
7	1:42.522	46.801	134	25.188	99	30.533	188	99	15	1:30.555	46.297	133	22.414	243	21.844	188	243
8	1:39.058	48.674	127	22.841	240			242	16	1:52.924	52.222	102	27.695	174			173

54 Al Faisal Al Zubair , Porsche 911 GT3 Cup Rookie-Wertung / OMN theoretical besttime: 1:30.767

Lap	Time	S1	V1	S2	V2	S3	V3	Vmax	Lap	Time	S1	V1	S2	V2	S3	V3	Vmax
1	2:18.920		115	27.363	175	25.697	168	175	9	14:22.505	13:23	123	33.967	144	25.029	178	144
2	1:43.034	52.461	127	26.139	112	24.434	184	112	10	1:36.632	50.033	130	23.708	209	22.891	187	209
3	1:36.204	49.950	129	23.329	236	22.925	187	236	11	1:32.155	47.424	134	22.651	241	22.080	187	241
4	1:33.769	47.884	126	22.921	229	22.964	187	229	12	1:31.206	46.698	136	22.572	241	21.936	188	241
5	1:31.957	47.169	133	22.539	243	22.249	188	243	13	1:30.793	46.611	136	22.338	243	21.844	187	243
6	1:31.518	46.653	133	22.730	242	22.135	188	242	14	1:31.389	46.986	135	22.585	241	21.818	187	241
7	1:31.910	47.178	134	22.807	242	21.925	188	242	15	1:50.543	51.964	119	27.463	167			167
8	1:40.239	47.389	132	22.741	238			238									

55 Pierre-Yves Paque , Porsche 911 GT3 Cup Amateur-Wertung / BEL theoretical besttime: 1:34.051

Lap	Time	S1	V1	S2	V2	S3	V3	Vmax	Lap	Time	S1	V1	S2	V2	S3	V3	Vmax
1	2:45.179		110	36.246	118	25.853	178	118	7	1:35.181	48.570	129	23.352	240	23.259	184	240
2	1:40.695	52.617	123	24.344	231	23.734	185	232	8	1:49.127	52.181	114	23.866	232			232
3	1:35.688	49.087	127	23.535	238	23.066	185	238	9	19:01.322	18:09	119	27.144	166	25.151	184	166
4	1:35.613	49.119	127	23.325	240	23.169	184	238	10	1:38.673	51.748	124	23.572	232	23.353	185	231
5	1:34.980	48.907	128	23.106	240	22.967	185	240	11	1:41.647	49.806	127	23.795	188	28.046	183	187
6	1:34.466	47.978	129	23.302	238	23.186	185	239	12	2:11.529	1:00.381	104	31.917	121			121

56 Richy Müller , Porsche 911 GT3 Cup Amateur-Wertung / DEU theoretical besttime: 1:35.195

Lap	Time	S1	V1	S2	V2	S3	V3	Vmax	Lap	Time	S1	V1	S2	V2	S3	V3	Vmax
1	3:11.575		111	28.710	144	26.617	175	144	9	13:30.501	12:34	121	30.644	178	25.830	183	178
2	1:44.511	54.378	121	25.392	211	24.741	179	211	10	1:38.417	50.770	123	24.116	233	23.531	184	233
3	1:38.719	50.646	127	24.193	233	23.880	184	233	11	1:37.247	50.296	127	23.806	237	23.145	185	237
4	1:37.697	50.302	128	23.805	235	23.590	183	235	12	1:37.100	49.863	125	23.847	239	23.390	183	239
5	1:38.209	50.277	126	23.906	237	24.026	183	237	13	1:35.195	48.874	124	23.330	240	22.991	185	240
6	1:37.201	49.980	125	23.559	237	23.662	184	237	14	1:39.593	48.960	123	23.869	204	26.764	179	204
7	1:37.910	49.821	124	24.382	237	23.707	183	237	15	2:09.441	59.850	111	31.367	136			136
8	1:48.000	50.842	127	24.102	215			215									

57 Ewen Taylor , Porsche 911 GT3 Cup Amateur-Wertung / ZAF theoretical besttime: 1:33.629

Lap	Time	S1	V1	S2	V2	S3	V3	Vmax	Lap	Time	S1	V1	S2	V2	S3	V3	Vmax
1	2:21.131		114	26.682	179	25.612	177	179	7	1:34.875	48.464	128	23.239	233	23.172	187	233
2	1:42.888	53.044	128	25.459	118	24.385	184	118	8	1:59.103	59.696	122	24.486	215			215
3	1:36.500	49.219	127	23.496	225	23.785	185	225	9	13:42.832	12:55	129	23.593	225	23.576	184	225
4	1:36.505	49.623	132	23.235	225	23.647	186	225	10	1:34.602	48.384	129	23.155	236	23.063	185	236
5	1:34.675	48.429	128	22.990	233	23.256	188	233	11	1:34.832	49.186	132	22.899	238	22.747	186	238
6	1:34.383	48.512	131	22.973	236	22.898	186	236	12	1:34.794	47.983	133	23.986	237	22.825	185	237

83 Toni Wolf , Porsche 911 GT3 Cup Rookie-Wertung / DEU theoretical besttime: 1:30.768

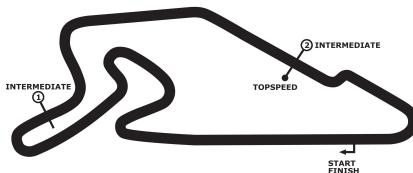
Lap	Time	S1	V1	S2	V2	S3	V3	Vmax	Lap	Time	S1	V1	S2	V2	S3	V3	Vmax
1	2:08.911		121	25.446	230	23.402	184	230	10	1:45.916	48.149	132	25.898	170			170
2	1:35.842	49.809	131	23.350	237	22.683	187	237	11	8:48.318	8:00.206	119	24.729	234	23.383	183	234
3	1:33.738	48.425	131	22.967	243	22.346	187	243	12	1:34.589	48.772	131	23.332	238	22.485	186	238
4	1:38.391	53.237	131	23.054	241	22.100	189	241	13	1:32.899	47.545	135	22.808	242	22.546	188	242
5	1:31.871	47.209	132	22.672	243	21.990	188	243	14	1:31.577	47.039	131	22.662	242	21.876	188	242
6	1:31.558	47.059	133	22.588	243	21.911	188	243	15	1:31.235	46.539	134	22.483	242	22.213	188	242
7	1:32.471	47.123	134	22.668	244	22.680	188	244	16	1:31.028	46.504	133	22.539	243	21.985	188	243
8	1:33.337	47.251	131	22.798	244	23.288	188	244	17	1:30.874	46.524	133	22.569	243	21.781	188	243
9	1:35.076	49.438	131	23.177	240	22.461	187	240	18	1:41.773	46.690	128	25.113	222			222

DTM Nürburgring

Nürburgring, length 3629 m

08. - 10.09.2017

Porsche Carrera Cup Deutschland



Lap Analysis qualifying, 09.09.2017

DMSB-Reg.No.: 267-2017

87 Michael Ammermüller , Porsche 911 GT3 Cup / DEU										theoretical besttime: 1:30.066								
Lap	Time	S1	V1	S2	V2	S3	V3	Vmax		Lap	Time	S1	V1	S2	V2	S3	V3	Vmax
1	5:23.784		119	27.437	172	25.556	136	172		9	1:38.994	47.123	130	22.946	229			229
2	1:42.887	55.880	113	24.553	213	22.454	187	213		10	3:23.576	2:35.528	127	23.810	228	24.238	187	228
3	1:32.182	47.435	131	22.865	240	21.882	187	240		11	1:32.618	47.531	133	22.783	225	22.304	188	225
4	1:30.953	46.778	131	22.569	241	21.606	187	241		12	1:30.768	46.374	134	22.580	243	21.814	188	243
5	1:31.086	46.765	130	22.631	240	21.690	187	240		13	1:30.593	46.142	136	22.398	246	22.053	188	246
6	1:31.359	46.994	131	22.687	242	21.678	187	242		14	1:53.125	46.062	133	40.618	203	26.445	171	203
7	1:39.151	46.782	131	22.682	242			242		15	2:08.783	1:00.502	102	32.272	146			146
8	10:07.557	9:21.590	131	23.379	222	22.588	186	222										

93 Nick Yelloly , Porsche 911 GT3 Cup / GBR										theoretical besttime: 1:29.928								
Lap	Time	S1	V1	S2	V2	S3	V3	Vmax		Lap	Time	S1	V1	S2	V2	S3	V3	Vmax
1	3:19.982		121	25.098	225	23.710	182	225		8	16:04.773	15:15	127	25.977	230	23.286	184	230
2	1:35.448	48.712	129	23.208	222	23.528	184	222		9	1:38.037	49.378	132	23.189	229	25.470	187	229
3	1:32.597	47.738	133	22.748	241	22.111	187	241		10	1:31.825	47.303	133	22.835	240	21.687	187	240
4	1:30.854	46.603	134	22.514	241	21.737	187	241		11	1:30.229	46.257	133	22.430	241	21.542	188	241
5	1:30.381	46.414	133	22.403	242	21.564	187	242		12	1:30.167	46.254	132	22.362	242	21.551	187	242
6	1:30.534	46.260	133	22.474	242	21.800	187	242		13	1:31.470	46.024	133	23.050	242		185	242
7	1:45.470	47.589	129	28.511	218			218		14	2:07.875	59.165	104	31.414	139			139


DTM Nürburgring

Nürburgring, length 3629 m

08. - 10.09.2017

Porsche Carrera Cup Deutschland

Best Sector Times qualifying



DMSB-Reg.No.: 267-2017


Pos.	sector 1			sector 2			sector 3			theoretical and best lap time				
	No	Driver	Time	No	Driver	Time	No	Driver	Time	No	Driver	theoretical	Best	Pos
1	93	Yelloly N.	46.024	54	Al Zubair A.	22.338	15	Zöchling C.	21.355	15	Zöchling C.	1:29.813	1:30.000	1
2	15	Zöchling C.	46.039	1	Olsen D.	22.354	5	Engelhart C.	21.367	93	Yelloly N.	1:29.928	1:30.167	2
3	87	Ammermüller M.	46.062	93	Yelloly N.	22.362	1	Olsen D.	21.526	1	Olsen D.	1:30.010	1:30.193	4
4	1	Olsen D.	46.130	5	Engelhart C.	22.367	93	Yelloly N.	21.542	87	Ammermüller M.	1:30.066	1:30.593	7
5	44	Ashkanani Z.	46.297	14	Nakken M.	22.382	87	Ammermüller M.	21.606	5	Engelhart C.	1:30.103	1:30.182	3
6	10	Ten Voorde L.	46.307	87	Ammermüller M.	22.398	44	Ashkanani Z.	21.616	44	Ashkanani Z.	1:30.327	1:30.555	5
7	4	Piana G.	46.343	44	Ashkanani Z.	22.414	14	Nakken M.	21.679	10	Ten Voorde L.	1:30.505	1:30.705	9
8	5	Engelhart C.	46.369	15	Zöchling C.	22.419	13	Triller W.	21.699	4	Piana G.	1:30.553	1:30.619	8
9	16	Kolkman D.	46.375	16	Kolkman D.	22.428	2	Preining T.	21.700	14	Nakken M.	1:30.581	1:30.581	6
10	83	Wolf T.	46.504	10	Ten Voorde L.	22.464	4	Piana G.	21.709	16	Kolkman D.	1:30.618	1:30.824	11
11	6	Rivas C.	46.513	83	Wolf T.	22.483	10	Ten Voorde L.	21.734	54	Al Zubair A.	1:30.767	1:30.793	10
12	14	Nakken M.	46.520	12	Schmidt-Staade J.	22.499	26	Cullen R.	21.772	83	Wolf T.	1:30.768	1:30.874	13
13	26	Cullen R.	46.537	4	Piana G.	22.501	83	Wolf T.	21.781	26	Cullen R.	1:30.827	1:30.839	12
14	20	Skoog H.	46.578	2	Preining T.	22.516	12	Schmidt-Staade J.	21.812	2	Preining T.	1:30.986	1:31.054	15
15	54	Al Zubair A.	46.611	26	Cullen R.	22.518	16	Kolkman D.	21.815	6	Rivas C.	1:30.990	1:31.285	16
16	13	Triller W.	46.768	13	Triller W.	22.523	54	Al Zubair A.	21.818	13	Triller W.	1:30.990	1:30.990	14
17	2	Preining T.	46.770	20	Skoog H.	22.561	6	Rivas C.	21.851	20	Skoog H.	1:30.996	1:31.776	18
18	12	Schmidt-Staade J.	46.940	6	Rivas C.	22.626	20	Skoog H.	21.857	12	Schmidt-Staade J.	1:31.251	1:31.305	17
19	8	Sager P.	47.104	33	Rehkopf S.	22.670	33	Rehkopf S.	21.987	33	Rehkopf S.	1:32.043	1:32.445	20
20	9	Nathan W.	47.272	9	Nathan W.	22.805	9	Nathan W.	22.174	9	Nathan W.	1:32.251	1:32.393	19
21	33	Rehkopf S.	47.386	22	Scheufen P.	22.854	8	Sager P.	22.589	8	Sager P.	1:32.650	1:32.802	21
22	55	Paque P.	47.978	57	Taylor E.	22.899	22	Scheufen P.	22.665	22	Scheufen P.	1:33.566	1:34.298	22
23	57	Taylor E.	47.983	8	Sager P.	22.957	57	Taylor E.	22.747	57	Taylor E.	1:33.629	1:34.383	23
24	22	Scheufen P.	48.047	55	Paque P.	23.106	55	Paque P.	22.967	55	Paque P.	1:34.051	1:34.466	24
25	56	Müller R.	48.874	56	Müller R.	23.330	56	Müller R.	22.991	56	Müller R.	1:35.195	1:35.195	25

DTM Nürburgring

Nürburgring, length 3629 m

08. - 10.09.2017

Porsche Carrera Cup Deutschland



Topspeed qualifying, 09.09.2017

DMSB-Reg.No.: 267-2017

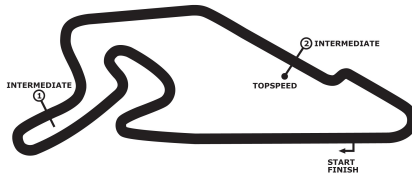
Car No.	Driver	Make	Speed km/h
15	Christopher Zöchling	Porsche 911 GT3 Cup	247
87	Michael Ammermüller	Porsche 911 GT3 Cup	246
20	Henric Skoog	Porsche 911 GT3 Cup	244
14	Marius Nakken	Porsche 911 GT3 Cup	244
26	Ryan Cullen	Porsche 911 GT3 Cup	244
12	Jörn Schmidt-Staade	Porsche 911 GT3 Cup	244
83	Toni Wolf	Porsche 911 GT3 Cup	244
4	Gabriele Piana	Porsche 911 GT3 Cup	243
16	David Kolkmann	Porsche 911 GT3 Cup	243
44	Zaid Ashkanani	Porsche 911 GT3 Cup	243
5	Christian Engelhart	Porsche 911 GT3 Cup	243
54	Al Faisal Al Zubair	Porsche 911 GT3 Cup	243
6	Carlos Rivas	Porsche 911 GT3 Cup	243
10	Larry Ten Voorde	Porsche 911 GT3 Cup	243
22	Peter Scheufen	Porsche 911 GT3 Cup	243
1	Dennis Olsen	Porsche 911 GT3 Cup	242
93	Nick Yelloly	Porsche 911 GT3 Cup	242
13	Wolfgang Triller	Porsche 911 GT3 Cup	242
2	Thomas Preining	Porsche 911 GT3 Cup	242
8	Philipp Sager	Porsche 911 GT3 Cup	242
33	Stefan Rehkopf	Porsche 911 GT3 Cup	242
9	Wolf Nathan	Porsche 911 GT3 Cup	240
56	Richy Müller	Porsche 911 GT3 Cup	240
55	Pierre-Yves Paque	Porsche 911 GT3 Cup	240
57	Ewen Taylor	Porsche 911 GT3 Cup	238

DTM Nürburgring

Nürburgring, length 3629 m

08. - 10.09.2017

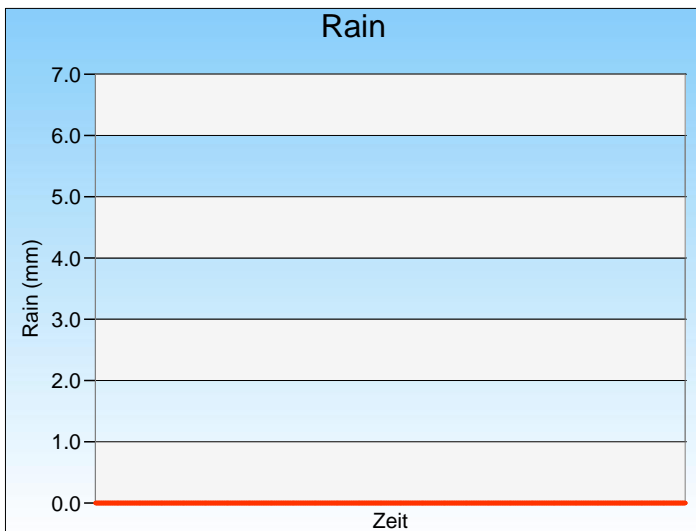
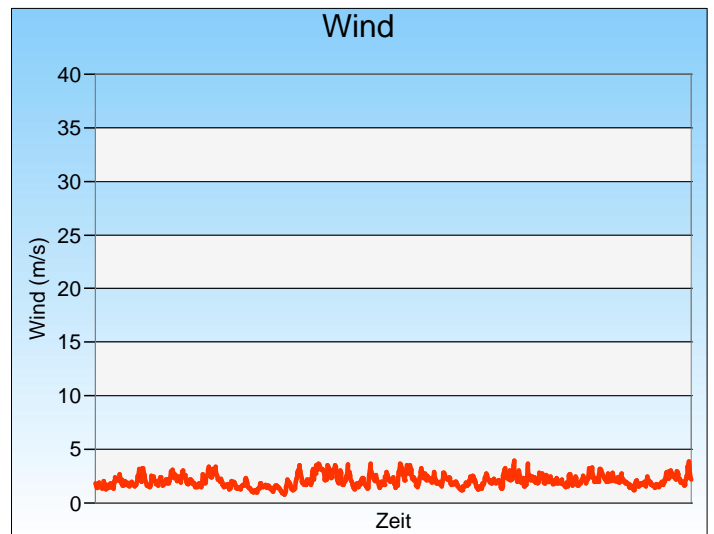
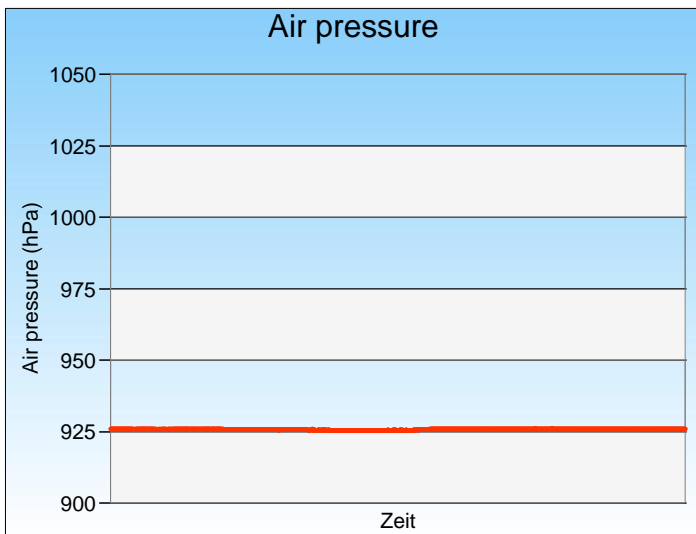
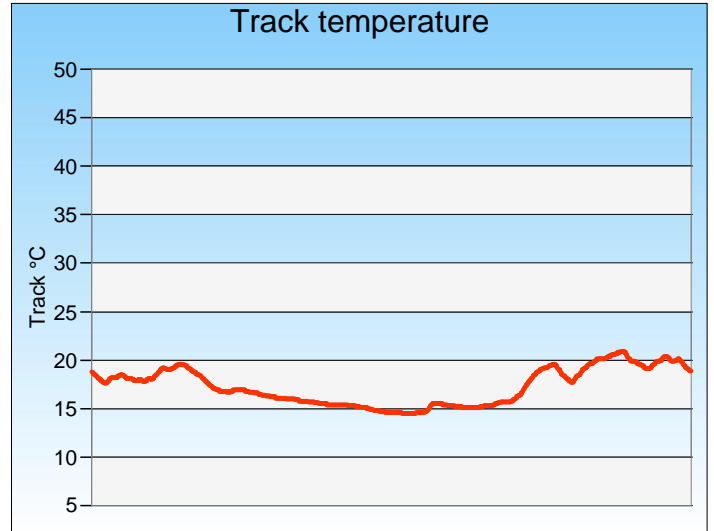
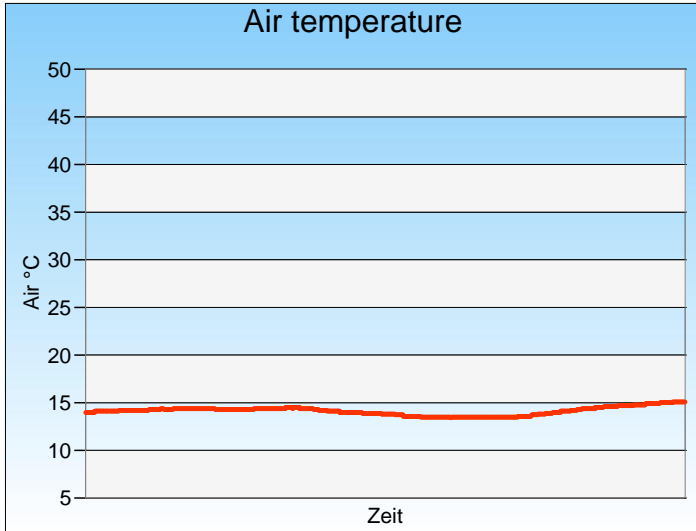
Porsche Carrera Cup Deutschland



Weather qualifying

DMSB -Reg.No.: 267-2017

09.09.2017, 12:15:00 - 12:50:00



Weather:

sunny/cloudy

