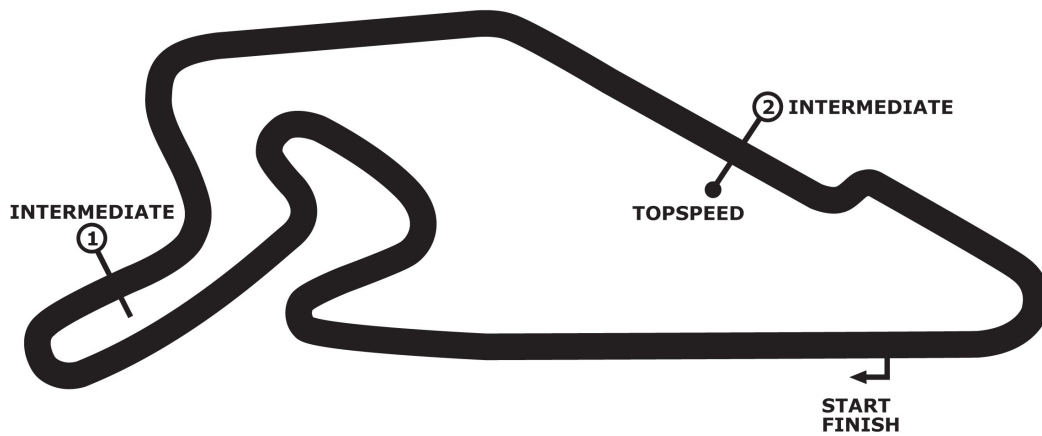




DTM Nürburgring

race 2



Nürburgring 3629 m


08. - 10.09.2017

DTM Nürburgring

Nürburgring, length 3629 m

08. - 10.09.2017

Porsche Carrera Cup Deutschland



Result race 2, 10.09.2017

DMSB-Reg.No.: 267-2017

started : 25

classified : 23

not classified : 2

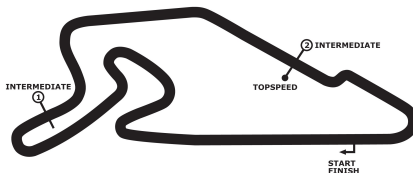
Pos	No.	Cl.	R	Entrant Driver, Place	Sponsor Make	Lap	Time total	Interval GAP	Avg. Total	fastest Avg.	at Lap	Pts Cl
1	1			Konrad Motorsport Dennis Olsen / NOR	Porsche 911 GT3 Cup	23	34:59.831		143.098	1:30.226 144.796	4	25
2	93			Team Deutsche Post by Project 1 Nick Yelloly / GBR	Porsche 911 GT3 Cup	23	35:01.750	01.919 01.919	142.967	1:30.413 144.497	3	20
3	15			MRS GT-Racing Christopher Zöchling / AUT	Porsche 911 GT3 Cup	23	35:04.304	04.473 02.554	142.794	1:30.187 144.859	5	16
4	87			raceunion Huber Racing Michael Ammermüller / DEU	Porsche 911 GT3 Cup	23	35:09.552	09.721 05.248	142.438	1:30.949 143.645	4	13
5	10	R		Team Deutsche Post by Project 1 Larry Ten Voorde / NLD	Porsche 911 GT3 Cup	23	35:12.851	13.020 03.299	142.216	1:30.967 143.617	6	11 25
6	2	R		Konrad Motorsport Thomas Preining / AUT	Porsche 911 GT3 Cup	23	35:15.341	15.510 02.490	142.049	1:30.571 144.245	11	10 20
7	4			RN Vision Team BLACK FALCON Gabriele Piana / ITA	Porsche 911 GT3 Cup	23	35:22.237	22.406 06.896	141.587	1:31.226 143.209	6	9
8	16			Team Deutsche Post by Project 1 David Kolkmann / DEU	Porsche 911 GT3 Cup	23	35:22.929	23.098 00.692	141.541	1:31.133 143.355	5	8
9	5			BLACK FALCON Christian Engelhart / DEU	Porsche 911 GT3 Cup	23	35:24.889	25.058 01.960	141.410	1:30.618 144.170	6	7
10	14	R		MRS GT-Racing Marius Nakken / NOR	Porsche 911 GT3 Cup	23	35:25.049	25.218 00.160	141.400	1:30.908 143.710	6	6 16
11	26			raceunion Huber Racing Ryan Cullen / GBR	Porsche 911 GT3 Cup	23	35:26.935	27.104 01.886	141.274	1:31.206 143.241	7	5
12	54	R		ZeLe-Racing Al Faisal Al Zubair / OMN	Porsche 911 GT3 Cup	23	35:32.500	32.669 05.565	140.906	1:31.249 143.173	6	4 13
13	83	R		Huber Racing by TriSpa Toni Wolf / DEU	Porsche 911 GT3 Cup	23	35:32.557	32.726 00.057	140.902	1:31.401 142.935	6	3 11
14	20	R		raceunion Huber Racing Henric Skoog / SWE	Porsche 911 GT3 Cup	23	35:33.340	33.509 00.783	140.850	1:31.271 143.139	6	2 10
15	13	AM		Huber Racing by TriSpa Wolfgang Triller / DEU	Porsche 911 GT3 Cup	23	35:47.370	47.539 14.030	139.930	1:32.424 141.353	4	1 15
16	9	AM		Huber Racing by TriSpa Wolf Nathan / NLD	Porsche 911 GT3 Cup	23	35:54.536	54.705 07.166	139.464	1:32.626 141.045	5	12
17	12	AM		Cito Pretiosa Jörn Schmidt-Staade / DEU	Porsche 911 GT3 Cup	23	35:59.340	59.509 04.804	139.154	1:32.557 141.150	3	9
18	57	AM		Konrad Motorsport Ewen Taylor / ZAF	Porsche 911 GT3 Cup	23	36:02.792	1:02.961 03.452	138.932	1:32.680 140.962	12	7
19	33	AM		Cito Pretiosa Stefan Rehkopf / DEU	Porsche 911 GT3 Cup	23	36:11.440	1:11.609 08.648	138.379	1:32.489 141.254	5	5
20	22	AM		Cito Pretiosa Peter Scheufen / DEU	Porsche 911 GT3 Cup	22	35:07.182	1 Runde 1 Runde	136.399	1:34.544 138.183	12	4
21	55	AM		Speed Lover Pierre-Yves Paque / BEL	Porsche 911 GT3 Cup	22	35:08.388	1 Runde 01.206	136.321	1:34.331 138.495	8	3
22	56	AM		Team Deutsche Post by Project 1 Richy Müller / DEU	Porsche 911 GT3 Cup	22	35:37.915	1 Runde 29.527	134.438	1:34.900 137.665	8	
23	6	AM		BLACK FALCON Carlos Rivas / LUX	Porsche 911 GT3 Cup	21	36:18.293	2 Runden 1 Runde	125.948	1:32.285 141.566	3	2
NOT CLASSIFIED												
	8	AM		ZeLe-Racing Philipp Sager / AUT	Porsche 911 GT3 Cup	3	5:23.209	20 Runden	121.263	1:35.468 136.846	2	

DTM Nürburgring

Nürburgring, length 3629 m

08. - 10.09.2017

Porsche Carrera Cup Deutschland



Result race 2, 10.09.2017

DMSB-Reg.No.: 267-2017

started : 25

classified : 23

not classified : 2

Pos	No.	Cl.	R	Entrant Driver, Place	Sponsor Make	Lap	Time total	Interval GAP	Avg. Total	fastest Avg.	at Lap	Pts Cl
	44	(G)	R	MRS GT-Racing Zaid Ashkanani / KUW	Porsche 911 GT3 Cup	2	3:18.855	21 Runden	131.396	1:38.733 132.321	1	

fastest lap: 15 Zöchling Christopher 1:30.187 =144.859 km/h

Subject to final scrutineering !

Issued:

Clerk of the Course:

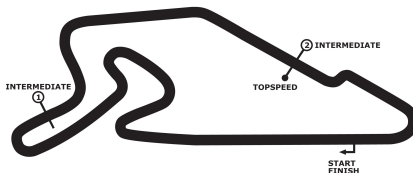
Timekeeper:

DTM Nürburgring

Nürburgring, length 3629 m

08. - 10.09.2017

Porsche Carrera Cup Deutschland



Result Class race 2

DMSB-Reg.No.: 267-2017

POS	No	Cl.	Driver, Place	Entrant Sponsor	Laps	Time	Gap	Int	Avg Total	Best Avg
1	1		Dennis Olsen	Konrad Motorsport	23	34:59.831			143.098	1:30.226 4
2	93		Nick Yelloly	Team Deutsche Post by Project	23	35:01.750	01.919		142.967	1:30.413 3
3	15		Christopher Zöchling	MRS GT-Racing	23	35:04.304	04.473		142.794	1:30.187 5
4	87		Michael Ammermüller	raceunion Huber Racing	23	35:09.552	09.721		142.438	1:30.949 4
5	4		Gabriele Piana	RN Vision Team BLACK FALC	23	35:22.237	22.406		141.587	1:31.226 6
6	16		David Kolkmann	Team Deutsche Post by Project	23	35:22.929	23.098		141.541	1:31.133 5
7	5		Christian Engelhart	BLACK FALCON	23	35:24.889	25.058		141.410	1:30.618 6
8	26		Ryan Cullen	raceunion Huber Racing	23	35:26.935	27.104		141.274	1:31.206 7

subject to final scrutineering

Amateur-Wertung

Started: 10

Classified: 9

Not Classified: 1

1	13	AM	Wolfgang Triller	Huber Racing by TriSpa	23	35:47.370			139.930	1:32.424 4
2	9	AM	Wolf Nathan	Huber Racing by TriSpa	23	35:54.536	07.166		139.464	1:32.626 5
3	12	AM	Jörn Schmidt-Staade	Cito Pretiosa	23	35:59.340	11.970		139.154	1:32.557 3
4	57	AM	Ewen Taylor	Konrad Motorsport	23	36:02.792	15.422		138.932	1:32.680 12
5	33	AM	Stefan Rehkopf	Cito Pretiosa	23	36:11.440	24.070		138.379	1:32.489 5
6	22	AM	Peter Scheufen	Cito Pretiosa	22	35:07.182	1 Rd.		136.399	1:34.544 12
7	55	AM	Pierre-Yves Paque	Speed Lover	22	35:08.388	1 Rd.		136.321	1:34.331 8
8	56	AM	Richy Müller	Team Deutsche Post by Project	22	35:37.915	1 Rd.		134.438	1:34.900 8
9	6	AM	Carlos Rivas	BLACK FALCON	21	36:18.293	2 Rd.		125.948	1:32.285 3

NOT CLASSIFIED

8	AM	Philipp Sager	ZeLe-Racing	3	5:23.209	20 Rd.			121.263	1:35.468 2
---	----	---------------	-------------	---	----------	--------	--	--	---------	------------

subject to final scrutineering

Rookie-Wertung

Started: 7

Classified: 6

Not Classified: 1

1	10		Larry Ten Voorde	Team Deutsche Post by Project	23	35:12.851			142.216	1:30.967 6
2	2		Thomas Preining	Konrad Motorsport	23	35:15.341	02.490		142.049	1:30.571 11
3	14		Marius Nakken	MRS GT-Racing	23	35:25.049	12.198		141.400	1:30.908 6
4	54		Al Faisal Al Zubair	ZeLe-Racing	23	35:32.500	19.649		140.906	1:31.249 6
5	83		Toni Wolf	Huber Racing by TriSpa	23	35:32.557	19.706		140.902	1:31.401 6
6	20		Henric Skoog	raceunion Huber Racing	23	35:33.340	20.489		140.850	1:31.271 6

NOT CLASSIFIED

44		Zaid Ashkanani	MRS GT-Racing	2	3:18.855	21 Rd.			131.396	1:38.733 1
----	--	----------------	---------------	---	----------	--------	--	--	---------	------------

Fastest Lapttime: 2 Preining Thomas 1:30.571 = 144.245 km/h

subject to final scrutineering

Issued:	- Clerk of the Course:	- Timekeeper:
---------	------------------------	---------------


DTM Nürburgring

Nürburgring, length 3629 m

08. - 10.09.2017

Porsche Carrera Cup Deutschland

Lap by Lap race 2, 10.09.2017



DMSB-Reg.No.: 267-2017

1 Dennis Olsen , Porsche 911 GT3 Cup / NOR															
1	1:33.004	2	1:30.462	3	1:30.476	4	1:30.226	5	1:30.838	6	1:32.722	7	1:31.378	8	1:30.960
9	1:30.794	10	1:30.966	11	1:31.188	12	1:31.020	13	1:31.336	14	1:31.056	15	1:31.045	16	1:31.426
17	1:31.483	18	1:31.465	19	1:31.358	20	1:31.453	21	1:31.418	22	1:31.738	23	1:32.019		

2 Thomas Preining , Porsche 911 GT3 Cup Rookie-Wertung / AUT															
1	1:40.367	2	1:33.713	3	1:31.923	4	1:31.104	5	1:30.799	6	1:30.602	7	1:31.247	8	1:32.233
9	1:32.862	10	1:30.758	11	1:30.571	12	1:30.960	13	1:31.221	14	1:31.807	15	1:31.045	16	1:31.423
17	1:30.968	18	1:31.781	19	1:33.829	20	1:31.876	21	1:32.268	22	1:31.084	23	1:30.900		

4 Gabriele Piana , Porsche 911 GT3 Cup / ITA															
1	1:36.897	2	1:32.236	3	1:31.571	4	1:31.299	5	1:31.913	6	1:31.226	7	1:31.354	8	1:31.457
9	1:31.233	10	1:31.567	11	1:31.622	12	1:31.596	13	1:31.583	14	1:31.923	15	1:31.918	16	1:32.006
17	1:31.917	18	1:32.815	19	1:33.757	20	1:32.708	21	1:33.813	22	1:33.283	23	1:32.543		

5 Christian Engelhart , Porsche 911 GT3 Cup / DEU															
1	1:34.052	2	1:31.371	3	1:31.321	4	1:30.966	5	1:31.193	6	1:30.618	7	1:31.413	8	1:31.419
9	1:31.577	10	1:31.388	11	1:31.588	12	1:31.462	13	1:31.483	14	1:31.393	15	1:31.408	16	1:31.692
17	1:31.786	18	1:31.648	19	1:33.042	20	1:45.499	21	1:33.100	22	1:31.873	23	1:33.597		

6 Carlos Rivas , Porsche 911 GT3 Cup Amateur-Wertung / LUX															
1	1:39.936	2	1:34.352	3	1:32.285	4	1:40.613	5	1:32.548	6	1:32.517	7	1:33.050	8	1:32.468
9	1:33.422	10	1:32.389	11	1:34.319	12	1:32.711	13	1:34.169	14	1:32.739	15	1:32.982	16	1:58.957
pit	1:55.601	18	4:10.670	19	1:34.777	20	1:34.425	21	1:33.363						

8 Philipp Sager , Porsche 911 GT3 Cup Amateur-Wertung / AUT															
1	1:43.094	2	1:35.468	pit	2:04.647										

9 Wolf Nathan , Porsche 911 GT3 Cup Amateur-Wertung / NLD															
1	1:41.494	2	1:34.371	3	1:33.174	4	1:33.210	5	1:32.626	6	1:32.664	7	1:33.398	8	1:32.926
9	1:32.982	10	1:32.838	11	1:33.218	12	1:33.048	13	1:33.091	14	1:33.505	15	1:33.324	16	1:34.080
17	1:33.582	18	1:33.475	19	1:33.827	20	1:33.669	21	1:33.266	22	1:33.192	23	1:33.576		

10 Larry Ten Voorde , Porsche 911 GT3 Cup Rookie-Wertung / NLD															
1	1:35.580	2	1:31.669	3	1:31.266	4	1:31.168	5	1:31.237	6	1:30.967	7	1:31.464	8	1:31.619
9	1:31.506	10	1:31.664	11	1:31.466	12	1:31.491	13	1:31.453	14	1:31.912	15	1:32.322	16	1:32.292
17	1:32.092	18	1:31.623	19	1:32.038	20	1:32.215	21	1:32.213	22	1:31.674	23	1:31.920		

12 Jörn Schmidt-Staade , Porsche 911 GT3 Cup Amateur-Wertung / DEU															
1	1:41.154	2	1:34.389	3	1:32.557	4	1:33.112	5	1:32.724	6	1:33.365	7	1:33.101	8	1:32.805
9	1:33.116	10	1:32.973	11	1:34.374	12	1:32.890	13	1:34.150	14	1:33.369	15	1:33.773	16	1:33.767
17	1:33.627	18	1:34.143	19	1:34.042	20	1:33.880	21	1:34.004	22	1:34.380	23	1:33.645		

13 Wolfgang Triller , Porsche 911 GT3 Cup Amateur-Wertung / DEU															
1	1:40.088	2	1:34.758	3	1:32.747	4	1:32.424	5	1:32.629	6	1:32.813	7	1:33.074	8	1:32.558
9	1:32.647	10	1:32.471	11	1:32.591	12	1:32.909	13	1:32.638	14	1:32.635	15	1:32.724	16	1:32.772
17	1:34.704	18	1:33.371	19	1:33.243	20	1:33.308	21	1:33.333	22	1:33.781	23	1:33.152		

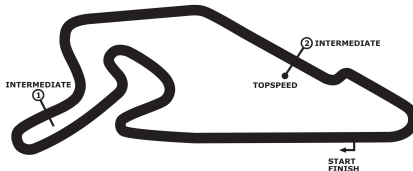
14 Marius Nakken , Porsche 911 GT3 Cup Rookie-Wertung / NOR															
1	1:34.598	2	1:31.354	3	1:31.347	4	1:31.124	5	1:31.255	6	1:30.908	7	1:31.147	8	1:32.021

DTM Nürburgring

Nürburgring, length 3629 m

08. - 10.09.2017

Porsche Carrera Cup Deutschland



Lap by Lap race 2, 10.09.2017

DMSB-Reg.No.: 267-2017

9	1:31.833	10	1:31.566	11	1:31.619	12	1:31.468	13	1:31.768	14	1:31.940	15	1:32.474	16	1:32.344
17	1:33.266	18	1:32.931	19	1:33.780	20	1:33.534	21	1:33.813	22	1:33.914	23	1:35.045		

15 Christopher Zöchling , Porsche 911 GT3 Cup / AUT

1	1:33.794	2	1:30.856	3	1:30.804	4	1:30.251	5	1:30.187	6	1:31.542	7	1:33.270	8	1:31.156
9	1:30.993	10	1:31.200	11	1:31.580	12	1:31.301	13	1:31.408	14	1:31.616	15	1:31.417	16	1:31.514
17	1:31.606	18	1:31.464	19	1:31.321	20	1:31.792	21	1:31.463	22	1:31.686	23	1:32.083		

16 David Kolkman , Porsche 911 GT3 Cup / DEU

1	1:37.403	2	1:32.198	3	1:33.303	4	1:31.720	5	1:31.133	6	1:31.243	7	1:31.569	8	1:31.453
9	1:31.302	10	1:31.654	11	1:31.576	12	1:31.572	13	1:31.927	14	1:33.090	15	1:32.120	16	1:32.139
17	1:32.441	18	1:32.141	19	1:32.427	20	1:31.454	21	1:32.844	22	1:33.288	23	1:32.932		

20 Henric Skoog , Porsche 911 GT3 Cup Rookie-Wertung / SWE

1	1:40.951	2	1:34.059	3	1:32.022	4	1:31.404	5	1:31.915	6	1:31.271	7	1:31.763	8	1:31.685
9	1:31.806	10	1:33.117	11	1:32.017	12	1:32.090	13	1:32.264	14	1:32.147	15	1:32.379	16	1:32.294
17	1:32.838	18	1:33.053	19	1:32.870	20	1:32.939	21	1:32.923	22	1:33.085	23	1:32.448		

22 Peter Scheufen , Porsche 911 GT3 Cup Amateur-Wertung / DEU

1	1:43.712	2	1:35.502	3	1:35.584	4	1:34.975	5	1:35.314	6	1:34.652	7	1:35.193	8	1:34.891
9	1:35.295	10	1:35.020	11	1:35.066	12	1:34.544	13	1:35.452	14	1:35.044	15	1:35.211	16	1:35.539
17	1:36.156	18	1:35.254	19	1:34.912	20	1:35.108	21	1:37.729	22	1:37.029				

26 Ryan Cullen , Porsche 911 GT3 Cup / GBR

1	1:36.664	2	1:32.169	3	1:35.113	4	1:31.606	5	1:31.299	6	1:31.277	7	1:31.206	8	1:32.542
9	1:33.425	10	1:32.608	11	1:31.940	12	1:32.149	13	1:32.239	14	1:31.963	15	1:32.101	16	1:32.079
17	1:32.171	18	1:32.274	19	1:32.365	20	1:32.462	21	1:32.571	22	1:32.224	23	1:32.488		

33 Stefan Rehkopf , Porsche 911 GT3 Cup Amateur-Wertung / DEU

1	1:42.271	2	1:34.376	3	1:33.224	4	1:33.250	5	1:32.489	6	1:32.593	7	1:33.112	8	1:33.046
9	1:34.674	10	1:32.946	11	1:33.786	12	1:33.835	13	1:36.534	14	1:34.277	15	1:34.165	16	1:34.691
17	1:34.765	18	1:34.898	19	1:34.248	20	1:34.691	21	1:34.306	22	1:34.228	23	1:35.035		

44 Zaid Ashkanani , Porsche 911 GT3 Cup Rookie-Wertung / KUW

1	1:38.733	pit	1:40.122												
---	----------	-----	----------	--	--	--	--	--	--	--	--	--	--	--	--

54 Al Faisal Al Zubair , Porsche 911 GT3 Cup Rookie-Wertung / OMN

1	1:39.043	2	1:33.441	3	1:33.265	4	1:32.393	5	1:31.775	6	1:31.249	7	1:31.714	8	1:31.566
9	1:31.801	10	1:32.737	11	1:32.212	12	1:32.404	13	1:31.995	14	1:32.200	15	1:32.039	16	1:31.916
17	1:32.418	18	1:33.364	19	1:32.201	20	1:32.088	21	1:33.480	22	1:33.273	23	1:33.926		

55 Pierre-Yves Paque , Porsche 911 GT3 Cup Amateur-Wertung / BEL

1	1:45.009	2	1:35.687	3	1:35.732	4	1:35.353	5	1:34.987	6	1:34.554	7	1:34.636	8	1:34.331
9	1:35.372	10	1:35.236	11	1:35.098	12	1:34.641	13	1:34.995	14	1:35.342	15	1:35.240	16	1:35.521
17	1:35.926	18	1:35.771	19	1:35.242	20	1:35.749	21	1:37.402	22	1:36.564				

56 Richy Müller , Porsche 911 GT3 Cup Amateur-Wertung / DEU

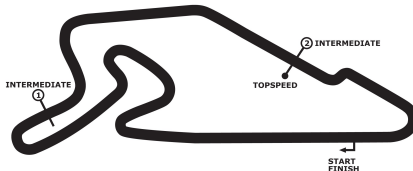
1	1:44.612	2	1:35.412	3	1:35.900	4	1:35.518	5	1:36.157	6	1:35.294	7	1:34.923	8	1:34.900
9	1:36.559	10	1:35.594	11	1:35.751	12	1:36.011	13	1:35.634	14	1:36.533	15	1:36.666	16	1:37.654
17	1:36.060	18	1:42.592	19	1:41.599	20	1:38.274	21	1:38.448	22	1:37.824				

DTM Nürburgring

Nürburgring, length 3629 m

08. - 10.09.2017

Porsche Carrera Cup Deutschland



Lap by Lap race 2, 10.09.2017

DMSB-Reg.No.: 267-2017

57 Ewen Taylor , Porsche 911 GT3 Cup Amateur-Wertung / ZAF															
1	1:43.320	2	1:34.365	3	1:33.803	4	1:33.523	5	1:33.616	6	1:33.836	7	1:33.781	8	1:33.380
9	1:33.548	10	1:33.587	11	1:33.063	12	1:32.680	13	1:33.308	14	1:33.130	15	1:33.793	16	1:33.675
17	1:33.612	18	1:34.082	19	1:33.803	20	1:33.590	21	1:33.562	22	1:33.845	23	1:33.890		

83 Toni Wolf , Porsche 911 GT3 Cup Rookie-Wertung / DEU															
1	1:39.615	2	1:33.023	3	1:32.759	4	1:32.450	5	1:31.719	6	1:31.401	7	1:31.539	8	1:31.426
9	1:31.687	10	1:33.037	11	1:32.747	12	1:31.906	13	1:32.128	14	1:32.074	15	1:31.970	16	1:32.025
17	1:32.510	18	1:32.593	19	1:32.502	20	1:32.338	21	1:33.353	22	1:33.664	23	1:34.091		

87 Michael Ammermüller , Porsche 911 GT3 Cup / DEU															
1	1:35.006	2	1:31.373	3	1:31.352	4	1:30.949	5	1:31.285	6	1:30.971	7	1:31.285	8	1:31.301
9	1:31.059	10	1:30.983	11	1:31.528	12	1:31.585	13	1:31.606	14	1:31.573	15	1:31.261	16	1:31.501
17	1:31.869	18	1:31.580	19	1:33.084	20	1:33.560	21	1:31.940	22	1:31.509	23	1:31.392		


93 Nick Yelloly , Porsche 911 GT3 Cup / GBR															
1	1:31.809	2	1:30.923	3	1:30.413	4	1:30.781	5	1:30.854	6	1:32.840	7	1:32.232	8	1:31.298
9	1:31.158	10	1:31.119	11	1:31.287	12	1:31.300	13	1:31.146	14	1:31.260	15	1:31.340	16	1:31.283
17	1:31.323	18	1:31.326	19	1:31.310	20	1:31.325	21	1:31.610	22	1:31.792	23	1:32.021		

DTM Nürburgring

Nürburgring, length 3629 m

08. - 10.09.2017

Porsche Carrera Cup Deutschland



Lap Analysis race 2, 10.09.2017

DMSB-Reg.No.: 267-2017

1 Dennis Olsen , Porsche 911 GT3 Cup / NOR									theoretical besttime: 1:30.203								
Lap	Time	S1	V1	S2	V2	S3	V3	Vmax	Lap	Time	S1	V1	S2	V2	S3	V3	Vmax
1	1:33.004	48.573	134	22.699	241	21.732	187	241	13	1:31.336	46.668	131	22.675	242	21.993	188	242
2	1:30.462	46.356	132	22.420	243	21.686	187	243	14	1:31.056	46.466	131	22.694	242	21.896	187	242
3	1:30.476	46.362	132	22.478	243	21.636	187	243	15	1:31.045	46.612	131	22.596	242	21.837	187	242
4	1:30.226	46.194	133	22.443	243	21.589	188	243	16	1:31.426	46.654	130	22.734	241	22.038	187	241
5	1:30.838	46.430	133	22.458	244	21.950	187	244	17	1:31.483	46.891	131	22.671	242	21.921	187	242
6	1:32.722	46.687	133	22.591	245	23.444	186	245	18	1:31.465	46.846	130	22.775	241	21.844	187	241
7	1:31.378	46.985	129	22.619	241	21.774	187	241	19	1:31.358	46.755	131	22.677	242	21.926	187	242
8	1:30.960	46.505	131	22.578	241	21.877	186	241	20	1:31.453	46.825	131	22.696	242	21.932	188	242
9	1:30.794	46.462	130	22.596	242	21.736	187	242	21	1:31.418	46.776	130	22.747	242	21.895	187	242
10	1:30.966	46.481	131	22.630	241	21.855	187	241	22	1:31.738	46.781	131	22.797	243	22.160	187	243
11	1:31.188	46.687	131	22.603	242	21.898	187	242	23	1:32.019	47.137	131	22.740	241	22.142	181	241
12	1:31.020	46.476	133	22.658	241	21.886	187	241									

2 Thomas Preining , Porsche 911 GT3 Cup Rookie-Wertung / AUT									theoretical besttime: 1:30.229								
Lap	Time	S1	V1	S2	V2	S3	V3	Vmax	Lap	Time	S1	V1	S2	V2	S3	V3	Vmax
1	1:40.367	53.701	133	23.130	231	23.536	188	231	13	1:31.221	46.507	130	22.738	244	21.976	189	244
2	1:33.713	48.293	127	22.830	245	22.590	188	245	14	1:31.807	47.456	127	22.772	244	21.579	188	244
3	1:31.923	46.800	130	23.165	243	21.958	189	243	15	1:31.045	46.634	131	22.709	242	21.702	188	242
4	1:31.104	46.791	132	22.682	244	21.631	188	244	16	1:31.423	46.643	130	22.745	244	22.035	188	244
5	1:30.799	46.612	132	22.581	243	21.606	188	243	17	1:30.968	46.712	130	22.678	244	21.578	190	244
6	1:30.602	46.248	133	22.541	245	21.813	189	245	18	1:31.781	46.991	131	22.726	245	22.064	189	245
7	1:31.247	46.504	132	22.657	246	22.086	188	246	19	1:33.829	48.385	127	23.195	244	22.249	189	244
8	1:32.233	46.662	132	22.536	246	23.035	189	246	20	1:31.876	46.988	129	22.800	244	22.088	188	244
9	1:32.862	47.641	132	22.983	236	22.238	187	236	21	1:32.268	48.106	127	22.692	243	21.470	188	243
10	1:30.758	46.594	129	22.685	243	21.479	188	243	22	1:31.084	46.921	130	22.680	242	21.483	188	242
11	1:30.571	46.452	131	22.674	243	21.445	188	243	23	1:30.900	46.720	129	22.701	242	21.479	187	242
12	1:30.960	46.484	131	22.687	243	21.789	188	243									

4 Gabriele Piana , Porsche 911 GT3 Cup / ITA									theoretical besttime: 1:31.031								
Lap	Time	S1	V1	S2	V2	S3	V3	Vmax	Lap	Time	S1	V1	S2	V2	S3	V3	Vmax
1	1:36.897	51.543	131	22.879	244	22.475	189	244	13	1:31.583	46.906	132	22.739	242	21.938	187	242
2	1:32.236	47.489	133	22.582	244	22.165	188	244	14	1:31.923	46.998	131	22.743	242	22.182	188	242
3	1:31.571	47.172	132	22.554	242	21.845	187	242	15	1:31.918	47.118	130	22.767	242	22.033	187	242
4	1:31.299	46.723	132	22.578	244	21.998	186	244	16	1:32.006	47.103	130	22.859	243	22.044	187	243
5	1:31.913	47.241	130	22.563	242	22.109	187	242	17	1:31.917	47.142	132	22.709	243	22.066	188	243
6	1:31.226	46.632	131	22.595	241	21.999	188	241	18	1:32.815	47.917	131	22.898	243	22.000	188	243
7	1:31.354	46.682	132	22.692	242	21.980	187	242	19	1:33.757	47.375	128	23.290	244	23.092	188	244
8	1:31.457	46.946	132	22.660	242	21.851	187	242	20	1:32.708	47.589	132	22.879	243	22.240	188	243
9	1:31.233	46.751	130	22.613	242	21.869	187	242	21	1:33.813	48.085	130	23.189	244	22.539	188	244
10	1:31.567	46.924	130	22.688	242	21.955	188	242	22	1:33.283	47.778	132	22.991	244	22.514	186	244
11	1:31.622	46.956	131	22.671	243	21.995	187	243	23	1:32.543	47.386	131	22.899	241	22.258	187	241
12	1:31.596	46.862	131	22.735	241	21.999	187	241									


5 Christian Engelhart , Porsche 911 GT3 Cup / DEU									theoretical besttime: 1:30.553								
Lap	Time	S1	V1	S2	V2	S3	V3	Vmax	Lap	Time	S1	V1	S2	V2	S3	V3	Vmax
1	1:34.052	49.243	132	22.917	242	21.892	188	242	13	1:31.483	46.853	129	22.775	242	21.855	189	242
2	1:31.371	46.779	131	22.638	244	21.954	188	244	14	1:31.393	46.750	131	22.706	243	21.937	187	243
3	1:31.321	46.713	133	22.658	243	21.950	188	243	15	1:31.408	46.767	132	22.743	242	21.898	187	242
4	1:30.966	46.459	133	22.531	243	21.976	187	243	16	1:31.692	46.848	129	22.794	243	22.050	188	243
5	1:31.193	46.780	134	22.615	242	21.798	188	242	17	1:31.786	47.120	130	22.804	243	21.862	188	243
6	1:30.618	46.304	133	22.596	242	21.718	187	242	18	1:31.648	46.801	131	22.881	242	21.966	187	242
7	1:31.413	46.981	133	22.585	246	21.847	189	246	19	1:33.042	47.896	129	23.057	242	22.089	187	242
8	1:31.419	46.855	131	22.701	244	21.863	189	244	20	1:45.499	47.623	131	23.088	244	34.788	173	244
9	1:31.577	46.593	132	22.838	243	22.146	187	243	21	1:33.100	47.637	134	23.428	239	22.035	187	239
10	1:31.388	46.747	134	22.677	243	21.964	188	243	22	1:31.873	47.074	132	22.733	243	22.066	188	243
11	1:31.588	46.757	132	22.774	244	22.057	188	244	23	1:33.597	47.206	126	23.489	243	22.902	187	243
12	1:31.462	46.833	132	22.764	242	21.865	188	242									

DTM Nürburgring

Nürburgring, length 3629 m

08. - 10.09.2017

Porsche Carrera Cup Deutschland



Lap Analysis race 2, 10.09.2017

DMSB-Reg.No.: 267-2017

6 Carlos Rivas , Porsche 911 GT3 Cup Amateur-Wertung / LUX										theoretical besttime: 1:31.090								
Lap	Time	S1	V1	S2	V2	S3	V3	Vmax		Lap	Time	S1	V1	S2	V2	S3	V3	Vmax
1	1:39.936	53.101	133	23.344	224	23.491	185	224		12	1:32.711	47.416	132	22.837	242	22.458	187	242
2	1:34.352	48.447	129	22.906	238	22.999	188	238		13	1:34.169	47.711	126	23.754	240	22.704	186	240
3	1:32.285	47.139	131	22.796	229	22.350	188	229		14	1:32.739	47.518	130	22.890	241	22.331	186	241
4	1:40.613	56.381	133	22.780	241	21.452	187	241		15	1:32.982	47.569	131	23.017	238	22.396	187	238
5	1:32.548	47.084	133	23.097	240	22.367	187	240		16	1:58.957	47.922	128	46.068	184	24.967	138	184
6	1:32.517	46.858	129	22.997	239	22.662	187	239		17	1:55.601	54.363	120	29.555	166			166
7	1:33.050	47.338	133	23.081	240	22.631	188	240		18	4:10.670	3:23.676	127	23.802	231	23.192	186	231
8	1:32.468	47.363	128	22.890	241	22.215	187	241		19	1:34.777	48.491	132	23.505	234	22.781	184	234
9	1:33.422	48.411	130	22.799	242	22.212	187	242		20	1:34.425	48.122	132	23.030	240	23.273	187	240
10	1:32.389	46.981	130	22.881	241	22.527	186	241		21	1:33.363	47.905	131	22.964	241	22.494	187	241
11	1:34.319	47.649	131	22.864	243	23.806	185	243										

8 Philipp Sager , Porsche 911 GT3 Cup Amateur-Wertung / AUT										theoretical besttime: 1:35.468								
Lap	Time	S1	V1	S2	V2	S3	V3	Vmax		Lap	Time	S1	V1	S2	V2	S3	V3	Vmax
1	1:43.094	55.254	120	23.560	232	24.280	187	232		3	2:04.647	49.098	127	38.543	146			146
2	1:35.468	48.878	130	23.217	238	23.373	187	238										

9 Wolf Nathan , Porsche 911 GT3 Cup Amateur-Wertung / NLD										theoretical besttime: 1:32.398								
Lap	Time	S1	V1	S2	V2	S3	V3	Vmax		Lap	Time	S1	V1	S2	V2	S3	V3	Vmax
1	1:41.494	54.237	132	23.585	235	23.672	187	235		13	1:33.091	47.517	131	23.060	240	22.514	186	240
2	1:34.371	48.726	131	23.090	242	22.555	188	242		14	1:33.505	47.847	129	23.157	240	22.501	187	240
3	1:33.174	47.821	135	23.027	241	22.326	187	241		15	1:33.324	47.723	131	23.082	240	22.519	187	240
4	1:33.210	47.691	130	23.023	242	22.496	187	242		16	1:34.080	48.012	129	23.177	240	22.891	185	240
5	1:32.626	47.519	132	22.826	242	22.281	188	242		17	1:33.582	47.864	129	23.138	239	22.580	185	239
6	1:32.664	47.291	130	22.879	243	22.494	189	243		18	1:33.475	47.908	130	23.003	240	22.564	187	240
7	1:33.398	47.937	131	22.954	243	22.507	188	243		19	1:33.827	48.193	125	23.075	240	22.559	187	240
8	1:32.926	47.567	129	23.056	242	22.303	188	242		20	1:33.669	48.056	130	23.036	240	22.577	187	240
9	1:32.982	47.389	133	23.055	241	22.538	188	241		21	1:33.266	47.572	129	23.317	240	22.377	186	240
10	1:32.838	47.528	130	22.878	242	22.432	187	242		22	1:33.192	47.576	129	23.038	240	22.578	187	240
11	1:33.218	47.811	126	22.973	240	22.434	184	240		23	1:33.576	47.996	128	23.091	240	22.489	187	240
12	1:33.048	47.613	128	23.022	239	22.413	186	239										

10 Larry Ten Voorde , Porsche 911 GT3 Cup Rookie-Wertung / NLD										theoretical besttime: 1:30.843								
Lap	Time	S1	V1	S2	V2	S3	V3	Vmax		Lap	Time	S1	V1	S2	V2	S3	V3	Vmax
1	1:35.580	50.795	136	22.820	243	21.965	188	243		13	1:31.453	46.838	132	22.752	243	21.863	189	243
2	1:31.669	47.057	133	22.636	244	21.976	188	244		14	1:31.912	47.037	132	22.882	245	21.993	189	245
3	1:31.266	46.743	133	22.662	243	21.861	188	243		15	1:32.322	47.010	130	22.848	246	22.464	188	246
4	1:31.168	46.621	134	22.711	243	21.836	189	243		16	1:32.292	47.410	132	22.826	246	22.056	188	246
5	1:31.237	46.650	132	22.706	243	21.881	188	243		17	1:32.092	47.234	133	22.779	242	22.079	188	242
6	1:30.967	46.557	133	22.613	244	21.797	188	244		18	1:31.623	47.079	129	22.871	242	21.673	189	242
7	1:31.464	46.893	132	22.632	243	21.939	188	243		19	1:32.038	47.159	129	22.880	242	21.999	189	242
8	1:31.619	46.975	133	22.699	243	21.945	188	243		20	1:32.215	47.099	131	22.891	242	22.225	187	242
9	1:31.506	46.864	132	22.723	244	21.919	188	244		21	1:32.213	47.272	130	22.888	243	22.053	188	243
10	1:31.664	46.986	132	22.792	244	21.886	188	244		22	1:31.674	46.943	132	22.778	242	21.953	188	242
11	1:31.466	47.011	132	22.680	244	21.775	189	244		23	1:31.920	47.159	130	22.859	243	21.902	188	243
12	1:31.491	46.927	132	22.770	243	21.794	189	243										

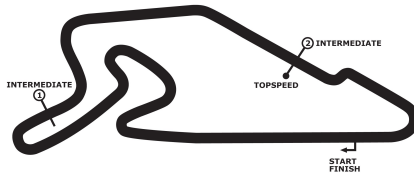
12 Jörn Schmidt-Stade , Porsche 911 GT3 Cup Amateur-Wertung / DEU										theoretical besttime: 1:32.377								
Lap	Time	S1	V1	S2	V2	S3	V3	Vmax		Lap	Time	S1	V1	S2	V2	S3	V3	Vmax
1	1:41.154	53.431	131	23.569	240	24.154	186	240		13	1:34.150	48.259	130	23.033	242	22.858	188	242
2	1:34.389	48.610	127	23.022	242	22.757	187	242		14	1:33.369	47.757	128	23.061	242	22.551	187	242
3	1:32.557	47.460	131	22.910	244	22.187	188	244		15	1:33.773	47.861	129	23.286	240	22.626	187	240
4	1:33.112	47.969	130	22.755	242	22.388	187	242		16	1:33.767	48.169	127	23.045	242	22.553	187	242
5	1:32.724	47.536	133	22.730	243	22.458	187	243		17	1:33.627	48.056	132	23.006	241	22.565	188	241
6	1:33.365	47.494	127	23.045	241	22.826	186	241		18	1:34.143	48.306	129	23.064	241	22.773	187	241
7	1:33.101	47.854	127	22.859	243	22.388	187	243		19	1:34.042	48.344	134	23.012	242	22.686	186	242
8	1:32.805	47.576	130	22.827	243	22.402	187	243		20	1:33.880	48.272	125	23.015	242	22.593	187	242
9	1:33.116	47.760	131	22.923	242	22.433	187	242		21	1:34.004	47.910	130	23.115	242	22.979	187	242
10	1:32.973	47.553	127	22.952	242	22.468	187	242		22	1:34.380	48.389	132	23.162	241	22.829	186	241
11	1:34.374	48.675	130	22.854	244	22.845	187	244		23	1:33.645	47.681	129	23.065	242	22.899	187	242
12	1:32.890	47.640	131	22.825	243	22.425	188	243										

DTM Nürburgring

Nürburgring, length 3629 m

08. - 10.09.2017

Porsche Carrera Cup Deutschland



Lap Analysis race 2, 10.09.2017

DMSB-Reg.No.: 267-2017

13 Wolfgang Triller , Porsche 911 GT3 Cup Amateur-Wertung / DEU										theoretical besttime: 1:32.127								
Lap	Time	S1	V1	S2	V2	S3	V3	Vmax		Lap	Time	S1	V1	S2	V2	S3	V3	Vmax
1	1:40.088	53.188	128	23.390	220	23.510	189	220		13	1:32.638	47.494	132	22.995	240	22.149	187	240
2	1:34.758	49.130	132	22.930	242	22.698	188	242		14	1:32.635	47.528	130	22.972	241	22.135	187	241
3	1:32.747	47.793	134	22.881	244	22.073	189	244		15	1:32.724	47.548	133	23.002	241	22.174	187	241
4	1:32.424	47.308	131	22.779	243	22.337	188	243		16	1:32.772	47.666	132	23.013	241	22.093	186	241
5	1:32.629	47.618	134	22.817	243	22.194	188	243		17	1:34.704	47.935	129	22.990	241	23.779	187	241
6	1:32.813	47.583	133	22.926	241	22.304	187	241		18	1:33.371	48.063	133	22.944	241	22.364	187	241
7	1:33.074	47.813	134	22.894	242	22.367	186	242		19	1:33.243	47.911	130	22.981	241	22.351	186	241
8	1:32.558	47.634	132	22.777	242	22.147	187	242		20	1:33.308	47.885	129	23.033	241	22.390	186	241
9	1:32.647	47.465	132	22.918	242	22.264	187	242		21	1:33.333	48.070	131	23.036	240	22.227	187	240
10	1:32.471	47.512	132	22.828	241	22.131	186	241		22	1:33.781	48.241	130	23.045	240	22.495	187	240
11	1:32.591	47.546	132	23.003	241	22.042	187	241		23	1:33.152	47.754	128	23.274	240	22.124	188	240
12	1:32.909	47.732	131	22.985	240	22.192	187	240										

14 Marius Nakken , Porsche 911 GT3 Cup Rookie-Wertung / NOR										theoretical besttime: 1:30.797								
Lap	Time	S1	V1	S2	V2	S3	V3	Vmax		Lap	Time	S1	V1	S2	V2	S3	V3	Vmax
1	1:34.598	49.610	132	22.868	240	22.120	187	240		13	1:31.768	47.006	129	22.695	244	22.067	189	244
2	1:31.354	46.828	132	22.566	244	21.960	188	244		14	1:31.940	47.220	129	22.773	243	21.947	189	243
3	1:31.347	46.766	132	22.565	244	22.016	189	244		15	1:32.474	47.300	129	22.997	246	22.177	188	246
4	1:31.124	46.601	132	22.576	245	21.947	188	245		16	1:32.344	47.519	129	22.798	243	22.027	188	243
5	1:31.255	46.614	133	22.572	246	22.069	187	246		17	1:33.266	48.216	132	22.796	244	22.254	189	244
6	1:30.908	46.408	133	22.540	244	21.960	188	244		18	1:32.931	48.074	130	22.816	243	22.041	189	243
7	1:31.147	46.733	130	22.548	245	21.866	188	245		19	1:33.780	48.290	128	23.184	242	22.306	188	242
8	1:32.021	46.772	129	22.618	244	22.631	190	244		20	1:33.534	47.805	131	22.974	245	22.755	188	245
9	1:31.833	47.197	131	22.623	244	22.013	188	244		21	1:33.813	48.249	130	23.124	243	22.440	188	243
10	1:31.566	46.974	131	22.578	244	22.014	189	244		22	1:33.914	47.878	129	22.840	242	23.196	188	242
11	1:31.619	46.971	131	22.635	245	22.013	189	245		23	1:35.045	48.267	128	23.593	242	23.185	190	242
12	1:31.468	46.875	131	22.744	243	21.849	189	243										

15 Christopher Zöchling , Porsche 911 GT3 Cup / AUT										theoretical besttime: 1:30.095								
Lap	Time	S1	V1	S2	V2	S3	V3	Vmax		Lap	Time	S1	V1	S2	V2	S3	V3	Vmax
1	1:33.794	48.933	132	22.814	242	22.047	187	242		13	1:31.408	46.705	129	22.759	242	21.944	188	242
2	1:30.856	46.444	131	22.603	244	21.809	189	244		14	1:31.616	46.961	134	22.685	243	21.970	188	243
3	1:30.804	46.297	131	22.675	243	21.832	188	243		15	1:31.417	46.752	131	22.754	242	21.911	188	242
4	1:30.251	46.045	134	22.418	243	21.788	189	243		16	1:31.514	46.781	129	22.804	243	21.929	188	243
5	1:30.187	45.980	133	22.510	244	21.697	188	244		17	1:31.606	46.834	131	22.758	243	22.014	187	243
6	1:31.542	46.181	132	22.540	244	22.821	186	244		18	1:31.464	46.775	129	22.824	242	21.865	188	242
7	1:33.270	48.687	131	22.678	240	21.905	187	240		19	1:31.321	46.562	132	22.813	243	21.946	188	243
8	1:31.156	46.643	131	22.700	244	21.813	188	244		20	1:31.792	46.873	131	22.786	242	22.133	188	242
9	1:30.993	46.551	130	22.604	244	21.838	188	244		21	1:31.463	46.733	131	22.778	243	21.952	188	243
10	1:31.200	46.763	131	22.642	244	21.795	189	244		22	1:31.686	46.724	131	22.841	243	22.121	189	243
11	1:31.580	46.928	132	22.646	244	22.006	188	244		23	1:32.083	47.211	129	22.747	242	22.125	187	242
12	1:31.301	46.705	130	22.692	243	21.904	189	243										

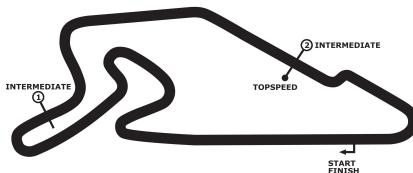
16 David Kolkmann , Porsche 911 GT3 Cup / DEU										theoretical besttime: 1:30.416								
Lap	Time	S1	V1	S2	V2	S3	V3	Vmax		Lap	Time	S1	V1	S2	V2	S3	V3	Vmax
1	1:37.403	51.759	129	23.287	242	22.357	187	242		13	1:31.927	46.990	132	22.799	242	22.138	187	242
2	1:32.198	47.312	133	22.630	245	22.256	187	245		14	1:33.090	47.886	131	23.006	244	22.198	188	244
3	1:33.303	47.719	126	23.012	244	22.572	188	244		15	1:32.120	47.292	131	22.880	242	21.948	188	242
4	1:31.720	47.047	132	22.602	243	22.071	187	243		16	1:32.139	47.344	132	22.838	242	21.957	187	242
5	1:31.133	46.590	132	22.575	243	21.968	188	243		17	1:32.441	47.492	131	22.895	242	22.054	187	242
6	1:31.243	46.715	132	22.639	243	21.889	188	243		18	1:32.141	47.264	132	22.830	243	22.047	187	243
7	1:31.569	46.838	133	22.679	243	22.052	187	243		19	1:32.427	47.410	132	22.935	242	22.082	188	242
8	1:31.453	46.761	131	22.712	243	21.980	188	243		20	1:31.454	47.316	131	22.887	243	21.251	189	243
9	1:31.302	47.015	132	22.747	242	21.540	188	242		21	1:32.844	47.541	133	22.879	246	22.424	188	246
10	1:31.654	46.897	132	22.805	242	21.952	188	242		22	1:33.288	47.960	130	22.824	245	22.504	185	245
11	1:31.576	46.872	133	22.711	243	21.993	188	243		23	1:32.932	47.897	130	22.833	243	22.202	188	243
12	1:31.572	46.957	132	22.767	242	21.848	188	242										

DTM Nürburgring

Nürburgring, length 3629 m

08. - 10.09.2017

Porsche Carrera Cup Deutschland



Lap Analysis race 2, 10.09.2017

DMSB-Reg.No.: 267-2017

20 Henric Skoog , Porsche 911 GT3 Cup Rookie-Wertung / SWE theoretical besttime: 1:31.203

Lap	Time	S1	V1	S2	V2	S3	V3	Vmax	Lap	Time	S1	V1	S2	V2	S3	V3	Vmax
1	1:40.951	53.648	133	23.535	238	23.768	188	238	13	1:32.264	47.295	133	22.859	244	22.110	189	244
2	1:34.059	48.471	132	23.057	243	22.531	190	243	14	1:32.147	47.341	127	22.807	244	21.999	189	244
3	1:32.022	47.116	132	22.889	244	22.017	190	244	15	1:32.379	47.339	130	22.910	243	22.130	189	243
4	1:31.404	46.778	131	22.715	245	21.911	190	245	16	1:32.294	47.504	130	22.880	243	21.910	189	243
5	1:31.915	47.220	130	22.782	244	21.913	190	244	17	1:32.838	47.887	127	23.002	241	21.949	188	241
6	1:31.271	46.790	132	22.682	244	21.799	190	244	18	1:33.053	47.804	123	23.092	242	22.157	189	242
7	1:31.763	47.165	130	22.848	242	21.750	190	242	19	1:32.870	47.766	132	22.997	242	22.107	188	242
8	1:31.685	47.039	131	22.675	244	21.971	189	244	20	1:32.939	47.632	128	23.134	242	22.173	188	242
9	1:31.806	47.016	129	22.738	245	22.052	188	245	21	1:32.923	47.568	131	23.153	242	22.202	189	242
10	1:33.117	48.023	132	23.051	243	22.043	189	243	22	1:33.085	47.480	127	23.084	242	22.521	188	242
11	1:32.017	47.250	130	22.824	244	21.943	190	244	23	1:32.448	47.523	128	22.939	243	21.986	189	243
12	1:32.090	47.218	133	22.727	245	22.145	190	245									

22 Peter Scheufen , Porsche 911 GT3 Cup Amateur-Wertung / DEU theoretical besttime: 1:33.864

Lap	Time	S1	V1	S2	V2	S3	V3	Vmax	Lap	Time	S1	V1	S2	V2	S3	V3	Vmax
1	1:43.712	55.897	129	23.667	206	24.148	187	206	12	1:34.544	48.281	129	23.233	237	23.030	185	237
2	1:35.502	49.019	129	23.258	235	23.225	185	235	13	1:35.452	48.727	123	23.466	237	23.259	184	237
3	1:35.584	48.973	129	23.897	237	22.714	186	237	14	1:35.044	48.896	127	23.346	236	22.802	185	236
4	1:34.975	48.767	129	23.163	237	23.045	186	237	15	1:35.211	48.517	130	23.457	238	23.237	185	238
5	1:35.314	47.987	128	23.441	239	23.886	185	239	16	1:35.539	49.113	126	23.474	238	22.952	185	238
6	1:34.652	48.336	132	23.359	240	22.957	185	240	17	1:36.156	49.309	132	23.621	237	23.226	185	237
7	1:35.193	48.428	132	23.454	233	23.311	184	233	18	1:35.254	48.944	129	23.371	236	22.939	183	236
8	1:34.891	48.529	129	23.213	241	23.149	184	241	19	1:34.912	48.580	129	23.455	236	22.877	185	236
9	1:35.295	48.562	127	23.499	237	23.234	185	237	20	1:35.108	48.804	127	23.429	236	22.875	185	236
10	1:35.020	48.344	130	23.302	240	23.374	185	240	21	1:37.729	49.027	132	23.621	232	25.081	186	232
11	1:35.066	48.799	132	23.404	237	22.863	185	237	22	1:37.029	49.827	128	23.686	235	23.516	183	235

26 Ryan Cullen , Porsche 911 GT3 Cup / GBR theoretical besttime: 1:30.926

Lap	Time	S1	V1	S2	V2	S3	V3	Vmax	Lap	Time	S1	V1	S2	V2	S3	V3	Vmax
1	1:36.664	51.339	130	22.914	240	22.411	187	240	13	1:32.239	47.087	132	23.043	241	22.109	188	241
2	1:32.169	47.279	131	22.744	243	22.146	188	243	14	1:31.963	46.944	133	22.868	242	22.151	187	242
3	1:35.113	48.389	125	23.008	241	23.716	188	241	15	1:32.101	46.994	132	22.973	242	22.134	187	242
4	1:31.606	46.953	134	22.685	243	21.968	188	243	16	1:32.079	47.123	133	22.784	242	22.172	187	242
5	1:31.299	46.694	133	22.571	243	22.034	188	243	17	1:32.171	47.341	134	22.813	242	22.017	187	242
6	1:31.277	46.851	133	22.614	243	21.812	188	243	18	1:32.274	47.297	133	22.810	242	22.167	187	242
7	1:31.206	46.543	131	22.752	243	21.911	187	243	19	1:32.365	47.355	132	22.890	242	22.120	187	242
8	1:32.542	46.718	133	22.740	241	23.084	188	241	20	1:32.462	47.347	133	22.979	242	22.136	188	242
9	1:33.425	47.433	133	23.433	232	22.559	187	232	21	1:32.571	47.409	133	22.859	243	22.303	189	243
10	1:32.608	47.519	124	22.987	242	22.102	188	242	22	1:32.224	47.107	132	22.937	241	22.180	188	241
11	1:31.940	46.959	133	22.866	242	22.115	187	242	23	1:32.488	47.296	133	22.859	242	22.333	189	242
12	1:32.149	47.048	131	22.805	241	22.296	188	241									

33 Stefan Rehkopf , Porsche 911 GT3 Cup Amateur-Wertung / DEU theoretical besttime: 1:32.183

Lap	Time	S1	V1	S2	V2	S3	V3	Vmax	Lap	Time	S1	V1	S2	V2	S3	V3	Vmax
1	1:42.271	54.811	125	23.772	219	23.688	185	219	13	1:36.534	48.546	125	24.137	232	23.851	188	232
2	1:34.376	48.380	128	23.143	242	22.853	188	242	14	1:34.277	48.319	129	23.375	240	22.583	187	240
3	1:33.224	47.792	133	23.126	240	22.306	187	240	15	1:34.165	47.952	131	23.351	242	22.862	186	242
4	1:33.250	47.883	132	23.080	242	22.287	187	242	16	1:34.691	48.596	129	23.417	238	22.678	187	238
5	1:32.489	47.206	133	22.951	242	22.332	188	242	17	1:34.765	48.750	131	23.299	240	22.716	187	240
6	1:32.593	47.616	133	22.875	242	22.102	188	242	18	1:34.898	48.241	129	23.379	240	23.278	187	240
7	1:33.112	47.964	134	22.881	243	22.267	188	243	19	1:34.248	48.384	134	23.222	240	22.642	187	240
8	1:33.046	47.745	133	23.025	242	22.276	188	242	20	1:34.691	48.171	130	23.381	241	23.139	186	241
9	1:34.674	48.798	125	23.254	241	22.622	187	241	21	1:34.306	48.299	129	23.323	241	22.684	186	241
10	1:32.946	47.657	133	23.013	241	22.276	188	241	22	1:34.228	48.296	133	23.402	240	22.530	187	240
11	1:33.786	47.987	132	23.144	241	22.655	187	241	23	1:35.035	48.942	127	23.346	240	22.747	186	240
12	1:33.835	47.973	132	23.244	240	22.618	188	240									

44 Zaid Ashkanani , Porsche 911 GT3 Cup Rookie-Wertung / KUW theoretical besttime: 1:35.249


Lap	Time	S1	V1	S2	V2	S3	V3	Vmax	Lap	Time	S1	V1	S2	V2	S3	V3	Vmax
1	1:38.733	51.869	133	23.802	240	23.062	188	240	2	1:40.122	49.330	131	22.857	234			234

DTM Nürburgring

Nürburgring, length 3629 m

08. - 10.09.2017

Porsche Carrera Cup Deutschland



Lap Analysis race 2, 10.09.2017

DMSB-Reg.No.: 267-2017

54 Al Faisal Al Zubair , Porsche 911 GT3 Cup Rookie-Wertung / OMN theoretical besttime: 1:31.200

Lap	Time	S1	V1	S2	V2	S3	V3	Vmax	Lap	Time	S1	V1	S2	V2	S3	V3	Vmax
1	1:39.043	52.669	128	23.448	231	22.926	188	231	13	1:31.995	47.233	133	22.714	244	22.048	190	244
2	1:33.441	47.944	131	22.827	239	22.670	187	239	14	1:32.200	47.401	130	22.797	246	22.002	189	246
3	1:33.265	48.109	131	22.980	241	22.176	189	241	15	1:32.039	47.174	132	22.633	245	22.232	188	245
4	1:32.393	47.583	132	22.680	244	22.130	189	244	16	1:31.916	47.244	131	22.669	246	22.003	189	246
5	1:31.775	47.191	133	22.550	245	22.034	189	245	17	1:32.418	47.565	132	22.744	244	22.109	189	244
6	1:31.249	46.739	132	22.591	245	21.919	189	245	18	1:33.364	48.240	133	22.814	244	22.310	188	244
7	1:31.714	46.886	133	22.619	244	22.209	188	244	19	1:32.201	47.521	131	22.718	243	21.962	188	243
8	1:31.566	46.963	133	22.649	244	21.954	188	244	20	1:32.088	47.269	129	22.821	243	21.998	189	243
9	1:31.801	47.054	132	22.789	244	21.958	189	244	21	1:33.480	48.422	132	22.859	243	22.199	188	243
10	1:32.737	47.172	133	22.911	241	22.654	189	241	22	1:33.273	47.440	130	22.937	244	22.896	188	244
11	1:32.212	47.144	133	22.707	245	22.361	187	245	23	1:33.926	47.942	129	22.889	244	23.095	185	244
12	1:32.404	47.531	128	22.962	244	21.911	189	244									

55 Pierre-Yves Paque , Porsche 911 GT3 Cup Amateur-Wertung / BEL theoretical besttime: 1:34.173

Lap	Time	S1	V1	S2	V2	S3	V3	Vmax	Lap	Time	S1	V1	S2	V2	S3	V3	Vmax
1	1:45.009	57.167	124	23.925	221	23.917	188	219	12	1:34.641	48.350	126	23.317	240	22.974	187	241
2	1:35.687	48.970	128	23.563	234	23.154	187	233	13	1:34.995	48.311	126	23.436	238	23.248	186	240
3	1:35.732	48.845	128	23.801	240	23.086	187	239	14	1:35.342	48.855	126	23.605	238	22.882	187	240
4	1:35.353	49.116	129	23.320	237	22.917	187	237	15	1:35.240	48.873	126	23.288	239	23.079	185	240
5	1:34.987	48.797	126	23.387	240	22.803	187	238	16	1:35.521	48.744	127	23.411	237	23.366	186	237
6	1:34.554	48.539	127	23.264	240	22.751	187	241	17	1:35.926	49.079	124	23.577	238	23.270	186	238
7	1:34.636	48.229	128	23.305	241	23.102	187	240	18	1:35.771	48.958	128	23.325	241	23.488	185	240
8	1:34.331	48.158	129	23.338	242	22.835	185	240	19	1:35.242	48.549	127	23.340	240	23.353	186	239
9	1:35.372	48.925	128	23.303	238	23.144	186	238	20	1:35.749	48.460	126	23.902	240	23.387	186	238
10	1:35.236	48.687	125	23.339	240	23.210	187	240	21	1:37.402	49.779	123	24.136	239	23.487	187	240
11	1:35.098	48.575	128	23.326	240	23.197	185	240	22	1:36.564	49.182	124	23.917	237	23.465	187	238

56 Richy Müller , Porsche 911 GT3 Cup Amateur-Wertung / DEU theoretical besttime: 1:34.455

Lap	Time	S1	V1	S2	V2	S3	V3	Vmax	Lap	Time	S1	V1	S2	V2	S3	V3	Vmax
1	1:44.612	56.903	121	23.965	220	23.744	186	220	12	1:36.011	48.836	126	23.689	238	23.486	183	238
2	1:35.412	48.973	130	23.399	238	23.040	185	238	13	1:35.634	49.057	126	23.493	239	23.084	184	239
3	1:35.900	48.997	126	23.768	240	23.135	184	240	14	1:36.533	49.422	125	23.888	236	23.223	184	236
4	1:35.518	48.956	128	23.570	239	22.992	185	239	15	1:36.666	49.286	124	23.804	237	23.576	184	237
5	1:36.157	49.459	123	23.612	240	23.086	184	240	16	1:37.654	50.422	109	23.924	238	23.308	183	238
6	1:35.294	48.853	129	23.369	240	23.072	184	240	17	1:36.060	49.185	125	23.482	239	23.393	183	239
7	1:34.923	48.656	126	23.518	238	22.749	185	238	18	1:42.592	54.560	126	23.754	237	24.278	185	237
8	1:34.900	48.337	130	23.445	240	23.118	182	240	19	1:41.599	52.805	123	23.660	238	25.134	184	238
9	1:36.559	49.562	126	23.450	239	23.547	184	239	20	1:38.274	49.954	127	24.896	225	23.424	183	225
10	1:35.594	49.008	124	23.510	238	23.076	185	238	21	1:38.448	50.342	123	24.937	233	23.169	183	233
11	1:35.751	48.722	125	23.678	237	23.351	184	237	22	1:37.824	50.751	107	24.036	238	23.037	185	238

57 Ewen Taylor , Porsche 911 GT3 Cup Amateur-Wertung / ZAF theoretical besttime: 1:32.634


Lap	Time	S1	V1	S2	V2	S3	V3	Vmax	Lap	Time	S1	V1	S2	V2	S3	V3	Vmax
1	1:43.320	55.431	124	23.764	216	24.125	187	216	13	1:33.308	47.401	131	22.836	240	23.071	187	240
2	1:34.365	48.299	131	23.256	234	22.810	185	234	14	1:33.130	47.384	131	23.100	241	22.646	187	241
3	1:33.803	47.909	127	23.109	236	22.785	185	236	15	1:33.793	47.976	127	23.085	240	22.732	186	240
4	1:33.523	47.675	126	23.115	239	22.733	186	239	16	1:33.675	47.611	128	23.400	240	22.664	187	240
5	1:33.616	47.786	130	23.063	238	22.767	187	238	17	1:33.612	47.563	127	23.022	241	23.027	186	241
6	1:33.836	47.640	129	23.073	240	23.123	187	240	18	1:34.082	47.833	128	23.260	240	22.989	187	240
7	1:33.781	47.935	128	23.084	240	22.762	186	240	19	1:33.803	47.930	128	23.113	241	22.760	187	241
8	1:33.380	47.675	128	22.973	241	22.732	187	241	20	1:33.590	47.693	130	23.134	241	22.763	186	241
9	1:33.548	47.750	129	22.953	242	22.845	186	242	21	1:33.562	47.842	128	23.026	242	22.694	187	242
10	1:33.587	47.769	126	22.986	241	22.832	186	241	22	1:33.845	48.179	131	23.061	240	22.605	188	240
11	1:33.063	47.603	129	22.893	240	22.567	187	240	23	1:33.890	48.021	129	23.234	240	22.635	188	240
12	1:32.680	47.261	130	22.882	241	22.537	188	241									

DTM Nürburgring

Nürburgring, length 3629 m

08. - 10.09.2017

Porsche Carrera Cup Deutschland



Lap Analysis race 2, 10.09.2017

DMSB-Reg.No.: 267-2017

83 Toni Wolf , Porsche 911 GT3 Cup Rookie-Wertung / DEU theoretical besttime: 1:31.190

Lap	Time	S1	V1	S2	V2	S3	V3	Vmax	Lap	Time	S1	V1	S2	V2	S3	V3	Vmax
1	1:39.615	52.156	131	24.088	240	23.371	186	240	13	1:32.128	47.093	132	22.747	243	22.288	188	243
2	1:33.023	48.037	129	22.781	243	22.205	188	243	14	1:32.074	47.276	129	22.764	243	22.034	188	243
3	1:32.759	47.740	131	22.751	241	22.268	188	241	15	1:31.970	46.990	132	22.804	243	22.176	188	243
4	1:32.450	46.813	132	22.670	243	22.967	188	243	16	1:32.025	47.151	132	22.807	242	22.067	189	242
5	1:31.719	47.058	130	22.588	244	22.073	186	244	17	1:32.510	47.321	130	22.862	243	22.327	188	243
6	1:31.401	46.730	132	22.639	242	22.032	188	242	18	1:32.593	47.646	127	22.870	242	22.077	188	242
7	1:31.539	46.594	131	22.714	242	22.231	188	242	19	1:32.502	47.475	129	22.892	242	22.135	188	242
8	1:31.426	46.710	131	22.708	242	22.008	188	242	20	1:32.338	47.297	126	22.795	242	22.246	189	242
9	1:31.687	46.913	132	22.682	243	22.092	189	243	21	1:33.353	47.738	130	23.011	242	22.604	187	242
10	1:33.037	47.378	131	23.195	246	22.464	187	246	22	1:33.664	47.463	129	23.259	241	22.942	187	241
11	1:32.747	47.082	132	22.779	244	22.886	187	244	23	1:34.091	47.733	126	23.093	242	23.265	186	242
12	1:31.906	47.120	129	22.763	242	22.023	188	242									

87 Michael Ammermüller , Porsche 911 GT3 Cup / DEU theoretical besttime: 1:30.765

Lap	Time	S1	V1	S2	V2	S3	V3	Vmax	Lap	Time	S1	V1	S2	V2	S3	V3	Vmax
1	1:35.006	49.983	133	22.811	239	22.212	188	239	13	1:31.606	47.120	131	22.638	242	21.848	189	242
2	1:31.373	46.866	133	22.589	242	21.918	189	242	14	1:31.573	46.804	131	22.634	245	22.135	189	245
3	1:31.352	46.783	129	22.640	243	21.929	189	243	15	1:31.261	46.739	131	22.755	243	21.767	189	243
4	1:30.949	46.648	132	22.572	245	21.729	190	245	16	1:31.501	46.776	130	22.671	243	22.054	189	243
5	1:31.285	46.693	132	22.509	243	22.083	190	243	17	1:31.869	47.218	130	22.819	244	21.832	189	244
6	1:30.971	46.672	132	22.559	244	21.740	189	244	18	1:31.580	46.980	131	22.663	245	21.937	190	245
7	1:31.285	46.692	133	22.642	243	21.951	189	243	19	1:33.084	47.878	134	22.953	241	22.253	190	241
8	1:31.301	46.578	132	22.573	243	22.150	189	243	20	1:33.560	47.448	132	23.029	242	23.083	183	242
9	1:31.059	46.637	131	22.644	243	21.778	189	243	21	1:31.940	47.163	129	22.799	242	21.978	187	242
10	1:30.983	46.527	132	22.559	244	21.897	189	244	22	1:31.509	46.794	130	22.721	241	21.994	188	241
11	1:31.528	46.845	132	22.581	240	22.102	190	240	23	1:31.392	46.835	131	22.705	243	21.852	189	243
12	1:31.585	47.114	131	22.603	245	21.868	189	245									

93 Nick Yelloly , Porsche 911 GT3 Cup / GBR theoretical besttime: 1:30.304

Lap	Time	S1	V1	S2	V2	S3	V3	Vmax	Lap	Time	S1	V1	S2	V2	S3	V3	Vmax
1	1:31.809	47.456	133	22.545	241	21.808	187	241	13	1:31.146	46.584	132	22.623	242	21.939	187	242
2	1:30.923	46.351	133	22.538	242	22.034	188	242	14	1:31.260	46.643	131	22.622	243	21.995	187	243
3	1:30.413	46.259	133	22.498	241	21.656	188	241	15	1:31.340	46.668	131	22.727	241	21.945	188	241
4	1:30.781	46.177	133	22.471	242	22.133	187	242	16	1:31.283	46.599	131	22.724	242	21.960	188	242
5	1:30.854	46.302	132	22.535	242	22.017	187	242	17	1:31.323	46.756	132	22.647	242	21.920	188	242
6	1:32.840	46.629	132	22.701	242	23.510	187	242	18	1:31.326	46.711	131	22.689	242	21.926	188	242
7	1:32.232	47.317	129	22.686	244	22.229	187	244	19	1:31.310	46.650	130	22.730	243	21.930	187	243
8	1:31.298	46.858	132	22.544	243	21.896	187	243	20	1:31.325	46.673	131	22.630	243	22.022	187	243
9	1:31.158	46.609	132	22.576	242	21.973	187	242	21	1:31.610	46.783	132	22.751	242	22.076	187	242
10	1:31.119	46.621	132	22.605	242	21.893	187	242	22	1:31.792	46.790	132	22.786	242	22.216	188	242
11	1:31.287	46.816	131	22.577	243	21.894	187	243	23	1:32.021	47.126	130	22.754	242	22.141	186	242
12	1:31.300	46.732	130	22.650	242	21.918	187	242									

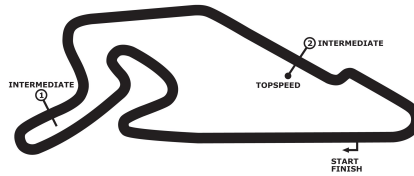
DTM Nürburgring

Nürburgring, length 3629 m

08. - 10.09.2017

Porsche Carrera Cup Deutschland

Topspeed race 2, 10.09.2017



DMSB-Reg.No.: 267-2017


Car No.	Driver	Make	Speed km/h
2	Thomas Preining	Porsche 911 GT3 Cup	246
16	David Kolkmann	Porsche 911 GT3 Cup	246
14	Marius Nakken	Porsche 911 GT3 Cup	246
5	Christian Engelhart	Porsche 911 GT3 Cup	246
54	Al Faisal Al Zubair	Porsche 911 GT3 Cup	246
10	Larry Ten Voorde	Porsche 911 GT3 Cup	246
83	Toni Wolf	Porsche 911 GT3 Cup	246
1	Dennis Olsen	Porsche 911 GT3 Cup	245
20	Henric Skoog	Porsche 911 GT3 Cup	245
87	Michael Ammermüller	Porsche 911 GT3 Cup	245
15	Christopher Zöchling	Porsche 911 GT3 Cup	244
93	Nick Yelloly	Porsche 911 GT3 Cup	244
12	Jörn Schmidt-Staade	Porsche 911 GT3 Cup	244
4	Gabriele Piana	Porsche 911 GT3 Cup	244
13	Wolfgang Triller	Porsche 911 GT3 Cup	244
6	Carlos Rivas	Porsche 911 GT3 Cup	243
26	Ryan Cullen	Porsche 911 GT3 Cup	243
33	Stefan Rehkopf	Porsche 911 GT3 Cup	243
9	Wolf Nathan	Porsche 911 GT3 Cup	243
57	Ewen Taylor	Porsche 911 GT3 Cup	242
22	Peter Scheufen	Porsche 911 GT3 Cup	241
55	Pierre-Yves Paque	Porsche 911 GT3 Cup	241
56	Richy Müller	Porsche 911 GT3 Cup	240
44	Zaid Ashkanani	Porsche 911 GT3 Cup	240
8	Philipp Sager	Porsche 911 GT3 Cup	238

DTM Nürburgring

Nürburgring, length 3629 m

08. - 10.09.2017

Porsche Carrera Cup Deutschland



Best Sector Times race 2

DMSB-Reg.No.: 267-2017

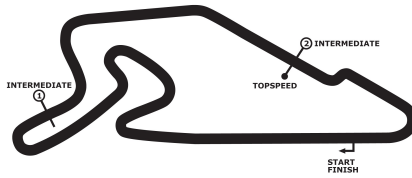
Pos.	sector 1			sector 2			sector 3			theoretical and best lap time				
	No	Driver	Time	No	Driver	Time	No	Driver	Time	No	Driver	theoretical	Best	Pos
1	15	Zöchling C.	45.980	15	Zöchling C.	22.418	16	Kolkmann D.	21.251	15	Zöchling C.	1:30.095	1:30.187	
2	93	Yelloly N.	46.177	1	Olsen D.	22.420	2	Preining T.	21.445	1	Olsen D.	1:30.203	1:30.226	
3	1	Olsen D.	46.194	93	Yelloly N.	22.471	6	Rivas C.	21.452	2	Preining T.	1:30.229	1:30.571	
4	2	Preining T.	46.248	87	Ammermüller M.	22.509	1	Olsen D.	21.589	93	Yelloly N.	1:30.304	1:30.413	
5	5	Engelhart C.	46.304	5	Engelhart C.	22.531	93	Yelloly N.	21.656	16	Kolkmann D.	1:30.416	1:31.133	
6	14	Nakken M.	46.408	2	Preining T.	22.536	10	Ten Voorde L.	21.673	5	Engelhart C.	1:30.553	1:30.618	
7	87	Ammermüller M.	46.527	14	Nakken M.	22.540	15	Zöchling C.	21.697	87	Ammermüller M.	1:30.765	1:30.949	
8	26	Cullen R.	46.543	54	Al Zubair A.	22.550	5	Engelhart C.	21.718	14	Nakken M.	1:30.797	1:30.908	
9	10	Ten Voorde L.	46.557	4	Piana G.	22.554	87	Ammermüller M.	21.729	10	Ten Voorde L.	1:30.843	1:30.967	
10	16	Kolkmann D.	46.590	26	Cullen R.	22.571	20	Skoog H.	21.750	26	Cullen R.	1:30.926	1:31.206	
11	83	Wolf T.	46.594	16	Kolkmann D.	22.575	26	Cullen R.	21.812	4	Piana G.	1:31.031	1:31.226	
12	4	Piana G.	46.632	83	Wolf T.	22.588	4	Piana G.	21.845	6	Rivas C.	1:31.090	1:32.285	
13	54	Al Zubair A.	46.739	10	Ten Voorde L.	22.613	14	Nakken M.	21.849	83	Wolf T.	1:31.190	1:31.401	
14	20	Skoog H.	46.778	20	Skoog H.	22.675	54	Al Zubair A.	21.911	54	Al Zubair A.	1:31.200	1:31.249	
15	6	Rivas C.	46.858	12	Schmidt-Staade J.	22.730	83	Wolf T.	22.008	20	Skoog H.	1:31.203	1:31.271	
16	33	Rehkopf S.	47.206	13	Triller W.	22.777	13	Triller W.	22.042	13	Triller W.	1:32.127	1:32.424	
17	57	Taylor E.	47.261	6	Rivas C.	22.780	33	Rehkopf S.	22.102	33	Rehkopf S.	1:32.183	1:32.489	
18	9	Nathan W.	47.291	9	Nathan W.	22.826	12	Schmidt-Staade J.	22.187	12	Schmidt-Staade J.	1:32.377	1:32.557	
19	13	Triller W.	47.308	57	Taylor E.	22.836	9	Nathan W.	22.281	9	Nathan W.	1:32.398	1:32.626	
20	12	Schmidt-Staade J.	47.460	44	Ashkanani Z.	22.857	57	Taylor E.	22.537	57	Taylor E.	1:32.634	1:32.680	
21	22	Scheufen P.	47.987	33	Rehkopf S.	22.875	22	Scheufen P.	22.714	22	Scheufen P.	1:33.864	1:34.544	
22	55	Paque P.	48.158	22	Scheufen P.	23.163	56	Müller R.	22.749	55	Paque P.	1:34.173	1:34.331	
23	56	Müller R.	48.337	8	Sager P.	23.217	55	Paque P.	22.751	56	Müller R.	1:34.455	1:34.900	
24	8	Sager P.	48.878	55	Paque P.	23.264	44	Ashkanani Z.	23.062	44	Ashkanani Z.	1:35.249	1:38.733	
25	44	Ashkanani Z.	49.330	56	Müller R.	23.369	8	Sager P.	23.373	8	Sager P.	1:35.468	1:35.468	

DTM Nürburgring

Nürburgring, length 3629 m

08. - 10.09.2017

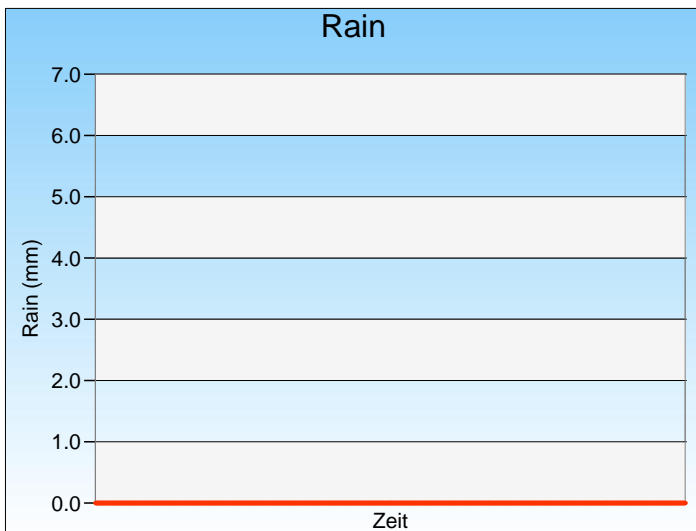
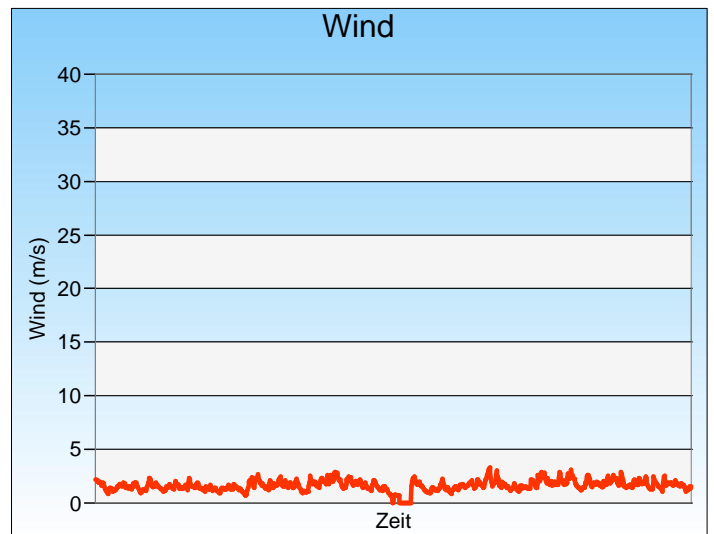
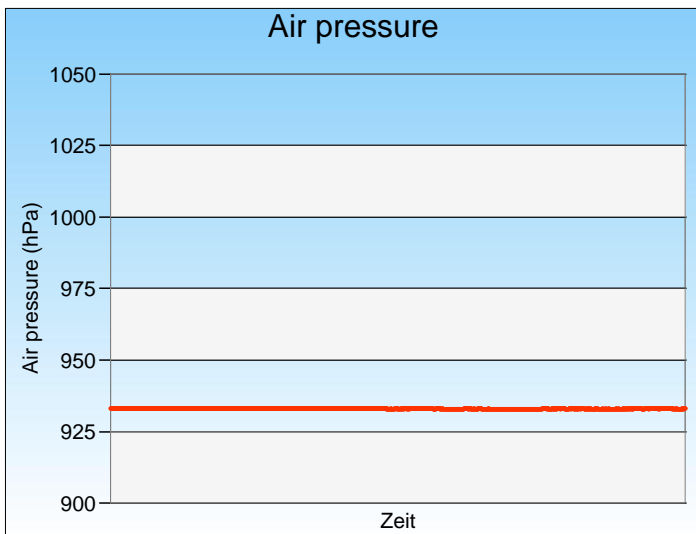
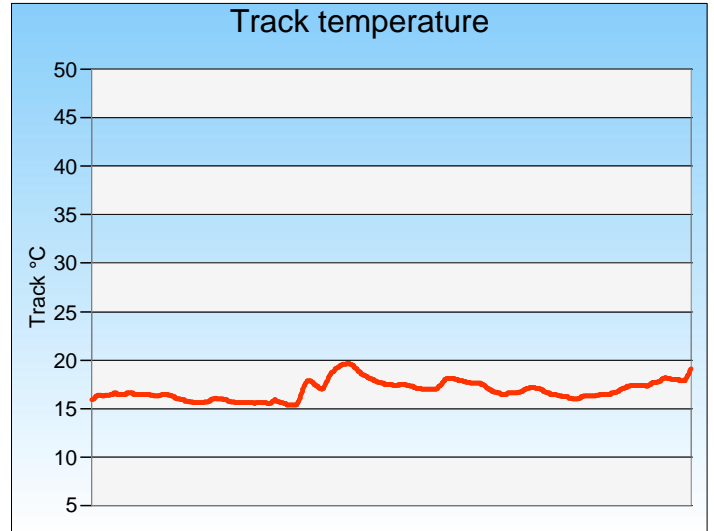
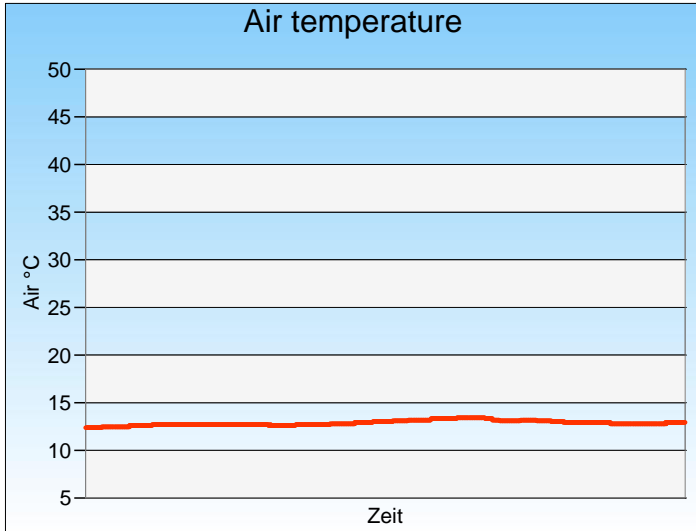
Porsche Carrera Cup Deutschland



Weather race 2

DMSB-Reg.No.: 267-2017

10.09.2017, 12:40:00 - 13:15:00



Weather:

cloudy




DTM Nürburgring

Nürburgring, length 3629 m

08. - 10.09.2017

Porsche Carrera Cup Deutschland

Starting grid race 2



DMSB Reg.No.: 267-2017

55	Pierre-Yves Paque Porsche 911 GT3 Cup	1:34.466	13	56	Richy Müller Porsche 911 GT3 Cup	1:35.195
22	Peter Scheufen Porsche 911 GT3 Cup	1:34.298	12	57	Ewen Taylor Porsche 911 GT3 Cup	1:34.383
33	Stefan Rehkopf Porsche 911 GT3 Cup	1:32.445	11	8	Philipp Sager Porsche 911 GT3 Cup	1:32.802
2	Thomas Preining Porsche 911 GT3 Cup	1:31.054	10	9	Wolf Nathan Porsche 911 GT3 Cup	1:32.393
12	Jörn Schmidt-Staade Porsche 911 GT3 Cup	1:31.305	9	20	Henric Skoog Porsche 911 GT3 Cup	1:31.776
13	Wolfgang Triller Porsche 911 GT3 Cup	1:30.990	8	6	Carlos Rivas Porsche 911 GT3 Cup	1:31.285
26	Ryan Cullen Porsche 911 GT3 Cup	1:30.839	7	83	Toni Wolf Porsche 911 GT3 Cup	1:30.874
54	Al Faisal Al Zubair Porsche 911 GT3 Cup	1:30.793	6	16	David Kolkmann Porsche 911 GT3 Cup	1:30.824
4	Gabriele Piana Porsche 911 GT3 Cup	1:30.619	5	10	Larry Ten Voorde Porsche 911 GT3 Cup	1:30.705
14	Marius Nakken Porsche 911 GT3 Cup	1:30.581	4	87	Michael Ammermüller Porsche 911 GT3 Cup	1:30.593
1	Dennis Olsen Porsche 911 GT3 Cup	1:30.193	3	44	Zaid Ashkanani Porsche 911 GT3 Cup	1:30.555
93	Nick Yelloly Porsche 911 GT3 Cup	1:30.167	2	5	Christian Engelhart Porsche 911 GT3 Cup	1:30.182
			1	15	Christopher Zöchling Porsche 911 GT3 Cup	1:30.000
					Pole Position	

CAR # 2 - DROP OF 3 GRID POSITIONS (DECISION 25)