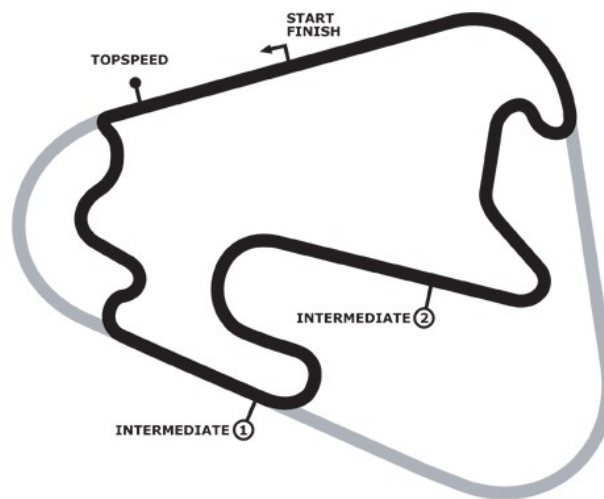




Motorsport Festival Lausitzring

race 2



Lausitzring 3478 m

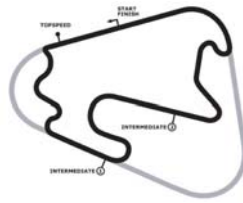
19. - 21.05.2017

Motorsport Festival Lausitzring

Lausitzring, length 3478 m

19. - 21.05.2017

Porsche Carrera Cup Deutschland



Result race 2, 21.05.2017

DMSB-Reg.No.: 140/2017

started : 24

classified : 20

not classified : 4

Pos	No.	Cl.	R	Entrant Driver, Place	Sponsor Make	Lap	Time total	Interval GAP	Avg. Total	fastest Avg.	at Lap	Pts	Pts Cl
1	5			BLACK FALCON Christian Engelhart / DEU	Porsche 911 GT3 Cup	24	34:24.937		145.525	1:25.043	11		25
2	15			MRS GT-Racing Christopher Zöchling / AUT	Porsche 911 GT3 Cup	24	34:30.629	05.692	145.125	1:25.376	9		20
3	1			Konrad Motorsport Dennis Olsen / NOR	Porsche 911 GT3 Cup	24	34:31.264	06.327	145.080	1:25.255	12		16
4	87			raceunion Huber Racing Michael Ammermüller / DEU	Porsche 911 GT3 Cup	24	34:31.859	06.922	145.038	1:25.259	11		13
5	93			Team Deutsche Post by Project 1 Nick Yelloly / GBR	Porsche 911 GT3 Cup	24	34:32.688	07.751	144.980	1:25.383	12		11
6	2	R		Konrad Motorsport Thomas Preining / AUT	Porsche 911 GT3 Cup	24	34:41.582	16.645	144.361	1:25.446	12		10
7	3			Konrad Motorsport Luca Rettenbacher / AUT	Porsche 911 GT3 Cup	24	34:44.621	19.684	144.151	1:25.681	8		9
8	4			RN Vision Team BLACK FALCON Gabriele Piana / ITA	Porsche 911 GT3 Cup	24	34:45.286	20.349	144.105	1:25.688	9		8
9	20	R		raceunion Huber Racing Henric Skoog / SWE	Porsche 911 GT3 Cup	24	34:51.294	26.357	143.691	1:26.097	10		7
10	16			Team Deutsche Post by Project 1 David Kolkman / DEU	Porsche 911 GT3 Cup	24	34:51.906	26.969	143.649	1:25.794	19		6
11	26			raceunion Huber Racing Ryan Cullen / GBR	Porsche 911 GT3 Cup	24	34:54.454	29.517	143.474	1:26.118	10		5
12	17	R		MRS GT-Racing Max van Splunteren / NLD	Porsche 911 GT3 Cup	24	34:57.676	32.739	143.253	1:25.966	19		4
13	27			Speed Lover Kim André Hauschild / DEU	Porsche 911 GT3 Cup	24	35:10.753	45.816	142.366	1:26.813	19		3
14	11	R		ZeLe-Racing Richard Gonda / SVK	Porsche 911 GT3 Cup	24	35:11.198	46.261	142.336	1:26.668	21		2
15	6	AM		BLACK FALCON Carlos Rivas / LUX	Porsche 911 GT3 Cup	24	35:18.852	53.915	141.822	1:26.980	16		1
16	13	AM		Huber Racing by TriSpa Wolfgang Triller / DEU	Porsche 911 GT3 Cup	24	35:20.983	56.046	141.679	1:26.671	8		12
17	42	AM		Huber Racing by TriSpa Matthias Jeserich / DEU	Porsche 911 GT3 Cup	24	35:35.586	1:10.649	140.710	1:27.370	7		9
18	33	AM		Cito Pretiosa Stefan Rehkopf / DEU	Porsche 911 GT3 Cup	23	34:39.050	1 Runde	138.514	1:27.764	5		7
19	8	AM		ZeLe-Racing Philipp Sager / AUT	Porsche 911 GT3 Cup	22	33:02.397	2 Runden	138.952	1:27.530	12		5
20	41	AM		Cito Pretiosa Ronja Assmann / DEU	Porsche 911 GT3 Cup	21	31:36.300	3 Runden	138.658	1:27.853	17		4

NOT CLASSIFIED

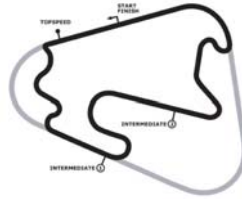
14	R			MRS GT-Racing Marius Nakken / NOR	Porsche 911 GT3 Cup	1	2:31.747	23 Runden	82.511	00.000			
10	R			Team Deutsche Post by Project 1 Larry Ten Voorde / NLD	Porsche 911 GT3 Cup	0	00.000	24 Runden	0.000	00.000			
12	AM			Cito Pretiosa Jörn Schmidt-Staade / DEU	Porsche 911 GT3 Cup	0	00.000	24 Runden	0.000	00.000			
9	AM			Huber Racing by TriSpa Wolf Nathan / NLD	Porsche 911 GT3 Cup	0	00.000	24 Runden	0.000	00.000			

Motorsport Festival Lausitzring

Lausitzring, length 3478 m

19. - 21.05.2017

Porsche Carrera Cup Deutschland



DMSB-Reg.No.: 140/2017

Result race 2, 21.05.2017

started : 24

classified : 20

not classified : 4

Pos	No.	Cl.	R	Entrant Driver, Place	Sponsor Make	Lap	Time total	Interval GAP	Avg. Total	fastest Avg.	at Lap	Pts Pts	Cl
-----	-----	-----	---	--------------------------	-----------------	-----	------------	-----------------	---------------	-----------------	-----------	------------	----

fastest lap: 5 Engelhart Christian 1:25.043 =147.229 km/h

Subject to final scrutineering !

Issued:

Clerk of the Course:

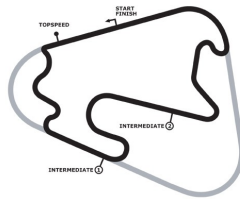
Timekeeper:

Motorsport Festival Lausitzring

Lausitzring, length 3478 m

19. - 21.05.2017

Porsche Carrera Cup Deutschland



Result Class Amateur race 2

DMSB-Reg.No.: 140/2017

POS	No	Cl.	Driver, Place	Entrant Sponsor	Laps	Time	Gap	Int	Avg Total	Best Avg
-----	----	-----	---------------	--------------------	------	------	-----	-----	--------------	-------------

Amateur-Wertung

Started: 8 **Classified: 6** **Not Classified: 2**

1	6	AM	Carlos Rivas	BLACK FALCON	24	35:18.852			141.822	1:26.980	16
2	13	AM	Wolfgang Triller	Huber Racing by TriSpa	24	35:20.983	02.131		141.679	1:26.671	8
3	42	AM	Matthias Jeserich	Huber Racing by TriSpa	24	35:35.586	16.734		140.710	1:27.370	7
4	33	AM	Stefan Rehkopf	Cito Pretiosa	23	34:39.050	1 Rd.		138.514	1:27.764	5
5	8	AM	Philipp Sager	ZeLe-Racing	22	33:02.397	2 Rd.		138.952	1:27.530	12
6	41	AM	Ronja Assmann	Cito Pretiosa	21	31:36.300	3 Rd.		138.658	1:27.853	17

NOT CLASSIFIED

12	AM	Jörn Schmidt-Staade	Cito Pretiosa	0	00.000	24 Rd.			0.000	00.000	
9	AM	Wolf Nathan	Huber Racing by TriSpa	0	00.000	24 Rd.			0.000	00.000	

Fastest Lapttime: 13 Triller Wolfgang 1:26.671 = 144.464 km/h

subject to final scrutineering

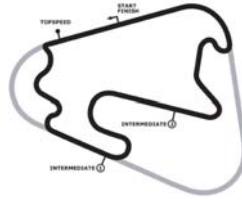
Issued:	- Clerk of the Course:	- Timekeeper:
---------	------------------------	---------------

Motorsport Festival Lausitzring

Lausitzring, length 3478 m

19. - 21.05.2017

Porsche Carrera Cup Deutschland



Result Class Rookie race 2

DMSB-Reg.No.: 140/2017

POS	No	Cl.	Driver, Place	Entrant Sponsor	Laps	Time	Gap	Int	Avg Total	Best Avg
-----	----	-----	---------------	--------------------	------	------	-----	-----	--------------	-------------

Rookie-Wertung

Started: 6

Classified: 4

Not Classified: 2

1	2	R	Thomas Preining	Konrad Motorsport	24	34:41.582			144.361	1:25.446	12
2	20	R	Henric Skoog	raceunion Huber Racing	24	34:51.294	09.712		143.691	1:26.097	10
3	17	R	Max van Splunteren	MRS GT-Racing	24	34:57.676	16.094		143.253	1:25.966	19
4	11	R	Richard Gonda	ZeLe-Racing	24	35:11.198	29.616		142.336	1:26.668	21

NOT CLASSIFIED

14	R	Marius Nakken	MRS GT-Racing	1	2:31.747	23 Rd.			82.511	00.000	
10	R	Larry Ten Voorde	Team Deutsche Post by Project 1	0	00.000	24 Rd.			0.000	00.000	

Fastest Lapttime: 2 Preining Thomas 1:25.446 = 146.535 km/h

subject to final scrutineering

Issued:	- Clerk of the Course:	- Timekeeper:
---------	------------------------	---------------

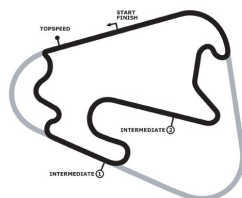
Motorsport Festival Lausitzring

Lausitzring, length 3478 m

19. - 21.05.2017

Porsche Carrera Cup Deutschland

Lap by Lap race 2, 21.05.2017



DMSB-Reg.No.: 140/2017

1 Dennis Olsen , Porsche 911 GT3 Cup / NOR															
1	1:33.214	2	1:27.607	3	1:26.305	4	1:26.740	5	1:26.063	6	1:25.925	7	1:26.121	8	1:25.442
9	1:25.663	10	1:25.919	11	1:25.501	12	1:25.255	13	1:25.714	14	1:25.499	15	1:25.785	16	1:25.895
17	1:26.081	18	1:26.251	19	1:25.571	20	1:25.789	21	1:25.796	22	1:25.940	23	1:26.866	24	1:26.322

2 Thomas Preining , Porsche 911 GT3 Cup Rookie-Wertung / AUT															
1	1:34.690	2	1:27.432	3	1:26.032	4	1:26.342	5	1:26.497	6	1:25.882	7	1:25.886	8	1:25.607
9	1:25.903	10	1:25.803	11	1:25.534	12	1:25.446	13	1:26.169	14	1:26.250	15	1:27.471	16	1:27.154
17	1:26.077	18	1:26.620	19	1:26.794	20	1:26.428	21	1:26.525	22	1:26.660	23	1:26.957	24	1:27.423

3 Luca Rettenbacher , Porsche 911 GT3 Cup / AUT															
1	1:35.830	2	1:28.231	3	1:26.753	4	1:26.908	5	1:26.681	6	1:26.787	7	1:26.115	8	1:25.681
9	1:25.794	10	1:26.023	11	1:26.824	12	1:26.107	13	1:26.494	14	1:26.633	15	1:26.318	16	1:26.645
17	1:26.185	18	1:26.227	19	1:25.972	20	1:26.307	21	1:26.634	22	1:26.577	23	1:26.588	24	1:26.307

4 Gabriele Piana , Porsche 911 GT3 Cup / ITA															
1	1:35.392	2	1:28.376	3	1:27.502	4	1:27.096	5	1:26.808	6	1:26.581	7	1:26.452	8	1:27.914
9	1:25.688	10	1:25.766	11	1:26.188	12	1:26.206	13	1:26.298	14	1:25.970	15	1:25.971	16	1:26.152
17	1:26.219	18	1:26.217	19	1:26.118	20	1:26.324	21	1:26.325	22	1:26.592	23	1:26.648	24	1:26.483

5 Christian Engelhart , Porsche 911 GT3 Cup / DEU															
1	1:31.837	2	1:27.514	3	1:26.647	4	1:26.715	5	1:25.987	6	1:25.864	7	1:25.651	8	1:25.296
9	1:25.432	10	1:25.283	11	1:25.043	12	1:25.427	13	1:25.344	14	1:26.591	15	1:25.300	16	1:25.497
17	1:25.611	18	1:25.438	19	1:25.432	20	1:25.223	21	1:25.771	22	1:26.379	23	1:25.645	24	1:26.010

6 Carlos Rivas , Porsche 911 GT3 Cup Amateur-Wertung / LUX															
1	1:38.926	2	1:29.577	3	1:27.421	4	1:28.103	5	1:28.374	6	1:27.936	7	1:28.394	8	1:27.593
9	1:28.462	10	1:27.359	11	1:27.345	12	1:27.419	13	1:28.343	14	1:27.570	15	1:27.625	16	1:26.980
17	1:27.077	18	1:27.729	19	1:27.691	20	1:27.076	21	1:28.735	22	1:27.613	23	1:27.915	24	1:27.589

8 Philipp Sager , Porsche 911 GT3 Cup Amateur-Wertung / AUT															
1	1:44.327	2	1:31.332	3	1:28.754	4	1:28.134	5	1:27.987	6	1:29.353	7	1:28.402	8	1:28.703
9	1:28.193	10	1:27.917	11	1:28.012	12	1:27.530	13	1:28.166	14	1:38.432	15	1:28.674	16	1:31.808
17	1:29.944	18	1:30.101	19	1:28.439	20	1:29.113	21	1:30.763	22	1:28.313				

11 Richard Gonda , Porsche 911 GT3 Cup Rookie-Wertung / SVK															
1	1:38.642	2	1:28.377	3	1:27.428	4	1:27.179	5	1:26.977	6	1:27.192	7	1:33.485	8	1:27.372
9	1:28.591	10	1:27.467	11	1:27.893	12	1:26.762	13	1:27.107	14	1:27.650	15	1:26.777	16	1:26.708
17	1:26.791	18	1:27.147	19	1:27.028	20	1:26.686	21	1:26.668	22	1:26.844	23	1:27.083	24	1:27.344

13 Wolfgang Triller , Porsche 911 GT3 Cup Amateur-Wertung / DEU															
1	1:41.787	2	1:32.113	3	1:28.383	4	1:27.813	5	1:27.010	6	1:27.241	7	1:26.908	8	1:26.671
9	1:27.803	10	1:27.616	11	1:27.624	12	1:26.893	13	1:27.677	14	1:27.682	15	1:27.639	16	1:26.942
17	1:27.440	18	1:27.418	19	1:27.579	20	1:27.583	21	1:28.166	22	1:28.244	23	1:28.601	24	1:28.150

14 Marius Nakken , Porsche 911 GT3 Cup Rookie-Wertung / NOR															
pit	2:31.747														

15 Christopher Zöchling , Porsche 911 GT3 Cup / AUT															
1	1:32.188	2	1:27.858	3	1:26.355	4	1:26.725	5	1:25.999	6	1:25.762	7	1:25.887	8	1:25.483

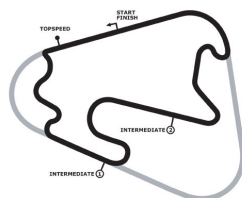
Motorsport Festival Lausitzring

Lausitzring, length 3478 m

19. - 21.05.2017

Porsche Carrera Cup Deutschland

Lap by Lap race 2, 21.05.2017



DMSB-Reg.No.: 140/2017

9	1:25.376	10	1:25.527	11	1:25.477	12	1:25.541	13	1:25.665	14	1:25.726	15	1:25.741	16	1:26.057
17	1:26.343	18	1:25.606	19	1:25.716	20	1:25.621	21	1:25.928	22	1:25.961	23	1:28.208	24	1:25.879

16 David Kolkmann , Porsche 911 GT3 Cup / DEU

1	1:37.373	2	1:28.444	3	1:27.114	4	1:27.002	5	1:26.468	6	1:28.497	7	1:26.132	8	1:27.591
9	1:26.597	10	1:25.921	11	1:25.863	12	1:26.348	13	1:26.706	14	1:27.294	15	1:26.119	16	1:26.035
17	1:25.991	18	1:26.137	19	1:25.794	20	1:26.042	21	1:27.396	22	1:27.003	23	1:27.187	24	1:26.852

17 Max van Splunteren , Porsche 911 GT3 Cup Rookie-Wertung / NLD

1	1:36.289	2	1:28.382	3	1:26.937	4	1:27.062	5	1:26.907	6	1:26.545	7	1:26.435	8	1:29.205
9	1:26.289	10	1:26.102	11	1:26.469	12	1:26.585	13	1:26.414	14	1:28.949	15	1:26.410	16	1:26.357
17	1:26.390	18	1:26.574	19	1:25.966	20	1:26.409	21	1:26.669	22	1:26.504	23	1:31.114	24	1:26.713

20 Henric Skoog , Porsche 911 GT3 Cup Rookie-Wertung / SWE

1	1:36.524	2	1:28.461	3	1:27.338	4	1:26.748	5	1:26.871	6	1:28.066	7	1:26.143	8	1:26.672
9	1:26.184	10	1:26.097	11	1:26.196	12	1:26.251	13	1:26.208	14	1:26.493	15	1:26.607	16	1:26.470
17	1:26.261	18	1:26.579	19	1:26.234	20	1:26.614	21	1:27.477	22	1:26.950	23	1:26.966	24	1:26.884

26 Ryan Cullen , Porsche 911 GT3 Cup / GBR

1	1:36.993	2	1:28.299	3	1:27.367	4	1:26.905	5	1:26.730	6	1:28.116	7	1:26.374	8	1:28.069
9	1:26.995	10	1:26.118	11	1:26.295	12	1:26.389	13	1:27.004	14	1:27.230	15	1:26.746	16	1:26.238
17	1:26.452	18	1:26.446	19	1:26.251	20	1:26.453	21	1:26.584	22	1:26.796	23	1:27.209	24	1:26.395

27 Kim André Hauschild , Porsche 911 GT3 Cup / DEU

1	1:39.793	2	1:29.386	3	1:28.248	4	1:27.340	5	1:28.178	6	1:27.718	7	1:27.534	8	1:27.027
9	1:27.128	10	1:27.044	11	1:26.974	12	1:27.145	13	1:27.376	14	1:27.225	15	1:27.126	16	1:26.990
17	1:27.371	18	1:27.328	19	1:26.813	20	1:26.847	21	1:27.037	22	1:27.422	23	1:27.705	24	1:27.998

33 Stefan Rehkopf , Porsche 911 GT3 Cup Amateur-Wertung / DEU

1	1:44.328	2	1:30.329	3	1:28.742	4	1:28.400	5	1:27.764	6	1:29.410	7	1:28.247	8	1:28.069
9	1:28.241	10	1:28.513	11	1:27.921	12	1:27.907	13	1:28.472	14	1:36.854	15	1:29.555	16	1:32.548
17	1:29.979	18	1:29.747	19	1:28.826	20	1:29.300	21	1:32.600	22	1:32.916	23	1:30.382		

41 Ronja Assmann , Porsche 911 GT3 Cup Amateur-Wertung / DEU

1	1:46.719	2	1:31.744	3	1:30.849	4	1:30.095	5	1:28.992	6	1:28.636	7	1:28.291	8	1:28.361
9	1:27.925	10	1:28.476	11	1:27.988	12	1:28.112	13	1:27.971	14	1:29.577	15	1:29.459	16	1:41.487
17	1:27.853	18	1:28.113	19	1:28.878	20	1:28.305	21	1:28.469						

42 Matthias Jeserich , Porsche 911 GT3 Cup Amateur-Wertung / DEU

1	1:43.452	2	1:30.831	3	1:28.509	4	1:27.919	5	1:28.154	6	1:28.369	7	1:27.370	8	1:28.143
9	1:27.460	10	1:27.900	11	1:28.188	12	1:27.820	13	1:28.038	14	1:27.563	15	1:28.570	16	1:29.269
17	1:28.483	18	1:29.060	19	1:28.692	20	1:28.204	21	1:28.554	22	1:27.866	23	1:28.400	24	1:28.772

87 Michael Ammermüller , Porsche 911 GT3 Cup / DEU

1	1:32.593	2	1:27.774	3	1:26.298	4	1:26.826	5	1:26.129	6	1:25.998	7	1:26.071	8	1:25.454
9	1:25.705	10	1:25.635	11	1:25.259	12	1:25.582	13	1:25.628	14	1:25.661	15	1:25.921	16	1:25.949
17	1:26.082	18	1:25.719	19	1:25.728	20	1:26.157	21	1:25.806	22	1:25.924	23	1:27.473	24	1:26.487

93 Nick Yelloly , Porsche 911 GT3 Cup / GBR

1	1:33.694	2	1:27.976	3	1:26.028	4	1:26.380	5	1:26.329	6	1:25.976	7	1:25.915	8	1:25.724
---	----------	---	----------	---	----------	---	----------	---	----------	---	----------	---	----------	---	----------

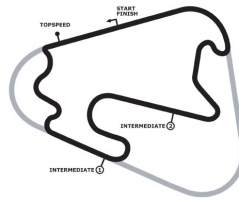
Motorsport Festival Lausitzring

Lausitzring, length 3478 m

19. - 21.05.2017

Porsche Carrera Cup Deutschland

Lap by Lap race 2, 21.05.2017



DMSB -Reg.No.: 140/2017

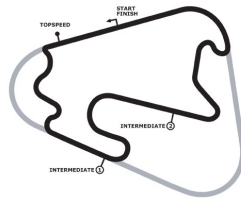
9	1:25.602	10	1:25.777	11	1:25.641	12	1:25.383	13	1:25.742	14	1:25.549	15	1:25.775	16	1:25.759
17	1:26.057	18	1:26.112	19	1:25.707	20	1:25.755	21	1:26.001	22	1:26.006	23	1:27.781	24	1:26.019

Motorsport Festival Lausitzring

Lausitzring, length 3478 m

19. - 21.05.2017

Porsche Carrera Cup Deutschland



Lap Analysis race 2, 21.05.2017

DMSB-Reg.No.: 140/2017

1 Dennis Olsen , Porsche 911 GT3 Cup / NOR										theoretical besttime: 1:25.185								
Lap	Time	S1	V1	S2	V2	S3	V3	Vmax		Lap	Time	S1	V1	S2	V2	S3	V3	Vmax
1	1:33.214	35.570	179	22.632	220	35.012	241			13	1:25.714	28.748	180	22.186	224	34.780	244	255
2	1:27.607	29.423	176	23.182	223	35.002	242	252		14	1:25.499	28.642	180	22.159	224	34.698	245	255
3	1:26.305	29.023	180	22.420	223	34.862	243	253		15	1:25.785	28.670	180	22.324	225	34.791	246	255
4	1:26.740	29.005	180	22.474	221	35.261	243	253		16	1:25.895	28.798	180	22.259	226	34.838	246	257
5	1:26.063	28.785	180	22.467	223	34.811	244	254		17	1:26.081	28.988	181	22.202	226	34.891	247	258
6	1:25.925	28.716	180	22.430	225	34.779	245	256		18	1:26.251	29.170	180	22.324	224	34.757	244	258
7	1:26.121	28.945	180	22.264	225	34.912	245	256		19	1:25.571	28.626	181	22.224	225	34.721	244	255
8	1:25.442	28.681	181	22.185	224	34.576	245	257		20	1:25.789	28.639	181	22.194	225	34.956	247	255
9	1:25.663	28.724	180	22.137	226	34.802	246	256		21	1:25.796	28.883	180	22.100	226	34.813	248	259
10	1:25.919	28.902	180	22.223	225	34.794	243	257		22	1:25.940	28.872	180	22.223	226	34.845	247	260
11	1:25.501	28.712	180	22.192	225	34.597	243	254		23	1:26.866	29.433	180	22.532	226	34.901	247	259
12	1:25.255	28.570	180	22.039	225	34.646	244	254		24	1:26.322	28.950	179	22.276	224	35.096	230	258

2 Thomas Preining , Porsche 911 GT3 Cup Rookie-Wertung / AUT										theoretical besttime: 1:25.306								
Lap	Time	S1	V1	S2	V2	S3	V3	Vmax		Lap	Time	S1	V1	S2	V2	S3	V3	Vmax
1	1:34.690	36.647	179	22.815	221	35.228	242			13	1:26.169	28.721	178	22.404	224	35.044	243	255
2	1:27.432	29.437	159	23.086	222	34.909	243	247		14	1:26.250	28.965	179	22.415	224	34.870	244	255
3	1:26.032	28.971	178	22.397	223	34.664	244	254		15	1:27.471	30.003	178	22.421	222	35.047	242	254
4	1:26.342	28.822	179	22.314	224	35.206	244	255		16	1:27.154	29.003	178	22.876	221	35.275	242	253
5	1:26.497	29.003	180	22.457	224	35.037	243	254		17	1:26.077	28.859	178	22.430	222	34.788	242	253
6	1:25.882	28.810	179	22.306	224	34.766	244	254		18	1:26.620	29.243	179	22.454	222	34.923	242	253
7	1:25.886	28.834	179	22.275	223	34.777	244	255		19	1:26.794	29.266	178	22.342	223	35.186	242	252
8	1:25.607	28.748	178	22.138	224	34.721	246	256		20	1:26.428	29.022	179	22.353	222	35.053	242	252
9	1:25.903	28.872	179	22.323	224	34.708	244	257		21	1:26.525	29.175	178	22.409	222	34.941	242	252
10	1:25.803	28.824	178	22.244	225	34.735	244	255		22	1:26.660	28.976	178	22.534	222	35.150	242	253
11	1:25.534	28.638	179	22.149	225	34.747	244	255		23	1:26.957	28.938	178	22.641	222	35.378	242	252
12	1:25.446	28.524	180	22.118	224	34.804	244	256		24	1:27.423	29.182	178	22.468	221	35.773	242	252

3 Luca Rettenbacher , Porsche 911 GT3 Cup / AUT										theoretical besttime: 1:25.433								
Lap	Time	S1	V1	S2	V2	S3	V3	Vmax		Lap	Time	S1	V1	S2	V2	S3	V3	Vmax
1	1:35.830	37.283	180	23.206	219	35.341	243			13	1:26.494	29.034	180	22.494	221	34.966	241	251
2	1:28.231	29.372	178	23.317	225	35.542	243	254		14	1:26.633	28.997	180	22.830	222	34.806	241	252
3	1:26.753	29.124	180	22.529	223	35.100	240	254		15	1:26.318	29.036	179	22.585	223	34.697	241	252
4	1:26.908	29.184	179	22.639	222	35.085	241	252		16	1:26.645	28.968	179	22.724	223	34.953	242	252
5	1:26.681	29.127	179	22.588	222	34.966	242	252		17	1:26.185	28.946	180	22.349	223	34.890	242	252
6	1:26.787	29.062	179	22.798	221	34.927	241	252		18	1:26.227	28.925	180	22.375	224	34.927	241	252
7	1:26.115	28.985	180	22.416	222	34.714	242	252		19	1:25.972	28.837	180	22.300	224	34.835	241	252
8	1:25.681	28.882	179	22.120	223	34.679	241	252		20	1:26.307	29.085	180	22.378	224	34.844	242	252
9	1:25.794	28.725	180	22.481	223	34.588	241	252		21	1:26.634	29.223	179	22.403	223	35.008	241	252
10	1:26.023	28.845	180	22.152	224	35.026	241	252		22	1:26.577	29.091	180	22.530	224	34.956	241	252
11	1:26.824	29.387	177	22.562	223	34.875	241	252		23	1:26.588	28.997	179	22.492	222	35.099	242	251
12	1:26.107	28.880	180	22.445	222	34.782	241	251		24	1:26.307	28.935	179	22.442	223	34.930	242	253

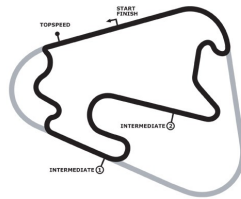
4 Gabriele Piana , Porsche 911 GT3 Cup / ITA										theoretical besttime: 1:25.610								
Lap	Time	S1	V1	S2	V2	S3	V3	Vmax		Lap	Time	S1	V1	S2	V2	S3	V3	Vmax
1	1:35.392	37.053	178	23.215	222	35.124	241			13	1:26.298	29.009	179	22.469	223	34.820	241	252
2	1:28.376	29.422	165	23.564	223	35.390	240	252		14	1:25.970	28.911	179	22.316	223	34.743	242	252
3	1:27.502	29.024	180	22.829	221	35.649	241	251		15	1:25.971	28.764	180	22.436	223	34.771	241	252
4	1:27.096	29.307	178	22.612	222	35.177	242	253		16	1:26.152	28.730	180	22.442	225	34.980	243	252
5	1:26.808	29.203	180	22.482	222	35.123	242	254		17	1:26.219	29.000	180	22.361	223	34.858	242	254
6	1:26.581	28.978	180	22.460	223	35.143	243	254		18	1:26.217	28.910	180	22.425	224	34.882	242	254
7	1:26.452	29.058	180	22.408	222	34.986	242	254		19	1:26.118	28.814	181	22.506	223	34.798	242	254
8	1:27.914	30.240	180	22.868	222	34.806	242	254		20	1:26.324	28.986	180	22.383	224	34.955	243	254
9	1:25.688	28.705	180	22.327	223	34.656	241	252		21	1:26.325	28.886	181	22.595	222	34.844	243	254
10	1:25.766	28.792	179	22.249	224	34.725	241	252		22	1:26.592	29.096	180	22.380	224	35.116	243	255
11	1:26.188	29.061	179	22.271	224	34.856	241	252		23	1:26.648	29.096	180	22.429	224	35.123	244	254
12	1:26.206	28.960	180	22.371	223	34.875	241	251		24	1:26.483	28.952	180	22.451	224	35.080	243	255

Motorsport Festival Lausitzring

Lausitzring, length 3478 m

19. - 21.05.2017

Porsche Carrera Cup Deutschland



Lap Analysis race 2, 21.05.2017

DMSB-Reg.No.: 140/2017

5 Christian Engelhart , Porsche 911 GT3 Cup / DEU										theoretical besttime: 1:24.999								
Lap	Time	S1	V1	S2	V2	S3	V3	Vmax		Lap	Time	S1	V1	S2	V2	S3	V3	Vmax
1	1:31.837	34.358	179	22.566	221	34.913	240			13	1:25.344	28.673	180	22.157	223	34.514	241	251
2	1:27.514	29.940	179	22.830	221	34.744	240	249		14	1:26.591	28.731	180	23.349	223	34.511	241	251
3	1:26.647	29.222	180	22.683	222	34.742	240	250		15	1:25.300	28.649	180	22.125	224	34.526	241	252
4	1:26.715	29.257	180	22.622	221	34.836	240	251		16	1:25.497	28.617	178	22.234	223	34.646	241	251
5	1:25.987	28.958	179	22.334	222	34.695	241	251		17	1:25.611	28.755	180	22.219	223	34.637	241	251
6	1:25.864	28.954	180	22.255	223	34.655	241	251		18	1:25.438	28.704	180	22.153	224	34.581	242	252
7	1:25.651	28.786	179	22.217	222	34.648	241	251		19	1:25.432	28.576	180	22.251	223	34.605	241	252
8	1:25.296	28.617	180	22.098	223	34.581	241	251		20	1:25.223	28.529	180	22.124	224	34.570	243	252
9	1:25.432	28.616	180	22.242	223	34.574	241	251		21	1:25.771	28.825	180	22.294	223	34.652	243	254
10	1:25.283	28.715	179	22.114	223	34.454	242	251		22	1:26.379	29.188	179	22.417	224	34.774	242	253
11	1:25.043	28.518	180	22.027	223	34.498	241	251		23	1:25.645	28.713	180	22.349	222	34.583	242	251
12	1:25.427	28.591	180	22.186	220	34.650	241	251		24	1:26.010	28.601	180	22.283	220	35.126	215	251

6 Carlos Rivas , Porsche 911 GT3 Cup Amateur-Wertung / LUX										theoretical besttime: 1:26.614								
Lap	Time	S1	V1	S2	V2	S3	V3	Vmax		Lap	Time	S1	V1	S2	V2	S3	V3	Vmax
1	1:38.926	39.996	171	23.582	221	35.348	244			13	1:28.343	29.149	179	23.187	213	36.007	242	251
2	1:29.577	30.140	160	24.116	219	35.321	241	256		14	1:27.570	29.535	179	22.843	221	35.192	243	253
3	1:27.421	29.306	178	22.754	222	35.361	242	252		15	1:27.625	29.509	177	22.732	223	35.384	242	254
4	1:28.103	29.263	179	22.930	220	35.910	241	252		16	1:26.980	29.018	179	22.739	223	35.223	242	253
5	1:28.374	29.308	178	23.554	222	35.512	242	252		17	1:27.077	29.103	179	22.703	221	35.271	243	253
6	1:27.936	29.489	179	22.926	220	35.521	241	252		18	1:27.729	29.451	178	22.835	222	35.443	241	254
7	1:28.394	29.235	179	23.625	220	35.534	243	252		19	1:27.691	29.163	178	23.135	222	35.393	242	252
8	1:27.593	29.370	178	23.043	220	35.180	242	254		20	1:27.076	29.254	177	22.689	221	35.133	242	252
9	1:28.462	29.510	177	23.567	221	35.385	242	253		21	1:28.735	30.083	178	23.160	222	35.492	241	252
10	1:27.359	29.672	179	22.496	222	35.191	241	252		22	1:27.613	29.626	179	22.737	223	35.250	241	251
11	1:27.345	29.375	179	22.870	222	35.100	241	251		23	1:27.915	29.352	179	22.861	220	35.702	241	251
12	1:27.419	29.295	177	22.696	222	35.428	241	251		24	1:27.589	29.208	179	22.810	220	35.571	241	251

8 Philipp Sager , Porsche 911 GT3 Cup Amateur-Wertung / AUT										theoretical besttime: 1:27.406								
Lap	Time	S1	V1	S2	V2	S3	V3	Vmax		Lap	Time	S1	V1	S2	V2	S3	V3	Vmax
1	1:44.327	42.392	170	23.858	217	38.077	236			12	1:27.530	29.296	179	22.786	221	35.448	241	251
2	1:31.332	30.959	164	24.273	219	36.100	240	246		13	1:28.166	29.348	179	23.074	222	35.744	242	252
3	1:28.754	29.814	178	22.970	220	35.970	241	251		14	1:38.432	40.146	178	22.884	220	35.402	241	254
4	1:28.134	29.466	179	23.124	219	35.544	242	252		15	1:28.674	29.707	177	23.056	222	35.911	241	251
5	1:27.987	29.366	178	22.928	221	35.693	242	254		16	1:31.808	31.653	177	23.608	221	36.547	242	252
6	1:29.353	29.503	179	23.783	216	36.067	241	253		17	1:29.944	30.533	179	23.140	220	36.271	242	253
7	1:28.402	29.425	179	23.156	221	35.821	241	251		18	1:30.101	30.584	177	23.049	221	36.468	241	252
8	1:28.703	29.833	178	22.981	221	35.889	241	252		19	1:28.439	29.537	178	23.027	220	35.875	242	251
9	1:28.193	29.730	178	22.829	221	35.634	241	252		20	1:29.113	30.377	179	22.711	223	36.025	244	254
10	1:27.917	29.414	178	22.709	222	35.794	241	252		21	1:30.763	30.644	177	23.300	219	36.819	241	255
11	1:28.012	29.683	178	22.708	222	35.621	240	251		22	1:28.313	29.731	178	22.768	221	35.814	240	252

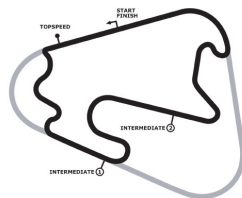
11 Richard Gonda , Porsche 911 GT3 Cup Rookie-Wertung / SVK										theoretical besttime: 1:26.300								
Lap	Time	S1	V1	S2	V2	S3	V3	Vmax		Lap	Time	S1	V1	S2	V2	S3	V3	Vmax
1	1:38.642	39.494	177	23.576	221	35.572	242			13	1:27.107	29.189	180	22.652	219	35.266	241	255
2	1:28.377	29.843	179	23.141	222	35.393	242	252		14	1:27.650	29.350	178	22.747	221	35.553	241	252
3	1:27.428	29.160	179	22.997	222	35.271	242	252		15	1:26.777	29.004	179	22.447	223	35.326	241	252
4	1:27.179	29.272	178	22.687	222	35.220	242	252		16	1:26.708	29.096	179	22.435	224	35.177	242	252
5	1:26.977	29.263	179	22.607	223	35.107	242	254		17	1:26.791	29.111	179	22.486	223	35.194	242	252
6	1:27.192	29.294	178	22.717	222	35.181	243	253		18	1:27.147	28.784	179	22.566	222	35.797	241	252
7	1:33.485	35.780	179	22.583	223	35.122	243	254		19	1:27.028	29.306	179	22.436	223	35.286	241	251
8	1:27.372	29.216	180	22.959	220	35.197	244	254		20	1:26.686	29.008	179	22.597	223	35.081	242	252
9	1:28.591	29.544	179	23.106	219	35.941	243	255		21	1:26.668	28.940	180	22.606	223	35.122	241	252
10	1:27.467	29.734	179	22.546	224	35.187	242	254		22	1:26.844	29.061	180	22.581	223	35.202	242	252
11	1:27.893	29.980	179	22.650	222	35.263	242	254		23	1:27.083	29.258	178	22.504	223	35.321	242	253
12	1:26.762	29.081	179	22.539	223	35.142	243	254		24	1:27.344	29.078	179	22.599	224	35.667	243	252

Motorsport Festival Lausitzring

Lausitzring, length 3478 m

19. - 21.05.2017

Porsche Carrera Cup Deutschland



Lap Analysis race 2, 21.05.2017

DMSB-Reg.No.: 140/2017

13 Wolfgang Triller , Porsche 911 GT3 Cup Amateur-Wertung / DEU theoretical besttime: 1:26.437

Lap	Time	S1	V1	S2	V2	S3	V3	Vmax	Lap	Time	S1	V1	S2	V2	S3	V3	Vmax
1	1:41.787	40.711	163	24.038	218	37.038	239		13	1:27.677	29.300	180	22.504	222	35.873	244	255
2	1:32.113	31.558	160	24.473	220	36.082	240	228	14	1:27.682	29.641	180	22.801	224	35.240	244	256
3	1:28.383	29.597	178	22.948	221	35.838	241	251	15	1:27.639	29.403	179	22.591	225	35.645	244	255
4	1:27.813	29.597	177	22.955	220	35.261	241	251	16	1:26.942	29.141	180	22.511	224	35.290	244	255
5	1:27.010	29.243	178	22.528	222	35.239	241	252	17	1:27.440	29.239	180	22.961	223	35.240	243	255
6	1:27.241	29.377	179	22.547	221	35.317	241	252	18	1:27.418	29.297	178	22.359	223	35.762	243	254
7	1:26.908	29.134	179	22.485	221	35.289	242	252	19	1:27.579	29.015	180	23.004	224	35.560	244	255
8	1:26.671	29.120	180	22.233	223	35.318	241	252	20	1:27.583	29.740	175	22.645	223	35.198	242	256
9	1:27.803	29.383	178	23.087	221	35.333	243	252	21	1:28.166	29.551	178	23.184	224	35.431	244	254
10	1:27.616	29.609	180	22.680	221	35.327	243	255	22	1:28.244	30.241	179	22.539	223	35.464	243	256
11	1:27.624	29.863	180	22.446	225	35.315	243	255	23	1:28.601	29.344	180	23.559	221	35.698	242	254
12	1:26.893	29.322	180	22.382	224	35.189	243	255	24	1:28.150	29.493	171	22.895	221	35.762	226	253

14 Marius Nakken , Porsche 911 GT3 Cup Rookie-Wertung / NOR theoretical besttime:

Lap	Time	S1	V1	S2	V2	S3	V3	Vmax	Lap	Time	S1	V1	S2	V2	S3	V3	Vmax
1	2:31.747	1:04.138	153	37.027	105												

15 Christopher Zöchling , Porsche 911 GT3 Cup / AUT theoretical besttime: 1:25.289

Lap	Time	S1	V1	S2	V2	S3	V3	Vmax	Lap	Time	S1	V1	S2	V2	S3	V3	Vmax
1	1:32.188	34.620	179	22.466	222	35.102	241		13	1:25.665	28.585	180	22.198	223	34.882	241	252
2	1:27.858	29.805	180	22.975	223	35.078	241	251	14	1:25.726	28.686	180	22.259	224	34.781	242	252
3	1:26.355	28.832	180	22.569	224	34.954	242	251	15	1:25.741	28.605	180	22.204	225	34.932	242	252
4	1:26.725	29.087	180	22.474	221	35.164	243	253	16	1:26.057	28.705	179	22.326	224	35.026	243	253
5	1:25.999	28.753	181	22.391	225	34.855	243	254	17	1:26.343	28.686	180	22.821	223	34.836	242	253
6	1:25.762	28.743	180	22.296	225	34.723	243	254	18	1:25.606	28.624	180	22.168	225	34.814	241	253
7	1:25.887	28.797	180	22.319	225	34.771	242	254	19	1:25.716	28.556	180	22.211	224	34.949	242	252
8	1:25.483	28.632	180	22.158	224	34.693	242	254	20	1:25.621	28.541	180	22.207	225	34.873	242	252
9	1:25.376	28.579	180	22.152	224	34.645	242	254	21	1:25.928	28.688	180	22.249	224	34.991	243	254
10	1:25.527	28.694	180	22.170	224	34.663	242	254	22	1:25.961	28.573	180	22.473	225	34.915	244	254
11	1:25.477	28.525	180	22.148	225	34.804	242	252	23	1:28.208	30.690	178	22.631	224	34.887	243	255
12	1:25.541	28.496	180	22.185	224	34.860	242	252	24	1:25.879	28.582	180	22.323	213	34.974	241	254

16 David Kolkman , Porsche 911 GT3 Cup / DEU theoretical besttime: 1:25.682

Lap	Time	S1	V1	S2	V2	S3	V3	Vmax	Lap	Time	S1	V1	S2	V2	S3	V3	Vmax
1	1:37.373	38.890	177	22.853	222	35.630	244		13	1:26.706	29.334	180	22.308	224	35.064	244	254
2	1:28.444	30.017	164	23.228	222	35.199	243	255	14	1:27.294	30.037	179	22.333	224	34.924	243	255
3	1:27.114	29.365	178	22.604	224	35.145	245	254	15	1:26.119	28.898	179	22.331	223	34.890	242	254
4	1:27.002	29.283	179	22.402	223	35.317	244	257	16	1:26.035	28.812	179	22.237	224	34.986	243	254
5	1:26.468	28.923	180	22.419	225	35.126	248	256	17	1:25.991	28.774	180	22.361	224	34.856	243	254
6	1:28.497	30.857	180	22.416	225	35.224	244	259	18	1:26.137	28.973	179	22.257	224	34.907	243	254
7	1:26.132	28.815	180	22.252	226	35.065	246	255	19	1:25.794	28.694	180	22.185	225	34.915	243	254
8	1:27.591	29.065	180	23.211	217	35.315	244	257	20	1:26.042	28.830	180	22.279	225	34.933	243	255
9	1:26.597	29.321	179	22.352	225	34.924	244	255	21	1:27.396	29.044	180	22.638	226	35.714	245	255
10	1:25.921	28.824	180	22.268	226	34.829	244	255	22	1:27.003	29.182	180	22.497	224	35.324	243	255
11	1:25.863	28.811	180	22.159	226	34.893	244	255	23	1:27.187	29.329	179	22.519	224	35.339	243	255
12	1:26.348	28.987	180	22.242	226	35.119	243	256	24	1:26.852	28.966	180	22.535	221	35.351	243	254

17 Max van Splunteren , Porsche 911 GT3 Cup Rookie-Wertung / NLD theoretical besttime: 1:25.703

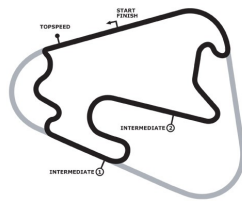
Lap	Time	S1	V1	S2	V2	S3	V3	Vmax	Lap	Time	S1	V1	S2	V2	S3	V3	Vmax
1	1:36.289	37.556	180	23.180	220	35.553	244		13	1:26.414	29.084	180	22.429	223	34.901	243	252
2	1:28.382	29.378	168	23.592	223	35.412	244	254	14	1:28.949	31.069	181	22.529	225	35.351	244	255
3	1:26.937	29.073	178	22.682	224	35.182	244	255	15	1:26.410	28.931	180	22.458	224	35.021	243	255
4	1:27.062	29.249	180	22.678	224	35.135	245	255	16	1:26.357	28.847	180	22.497	224	35.013	243	254
5	1:26.907	29.278	180	22.587	224	35.042	245	257	17	1:26.390	29.004	180	22.282	224	35.104	243	255
6	1:26.545	28.984	180	22.498	225	35.063	245	257	18	1:26.574	29.146	179	22.601	224	34.827	243	254
7	1:26.435	28.960	181	22.633	224	34.842	246	257	19	1:25.966	28.614	181	22.337	226	35.015	243	254
8	1:29.205	30.126	181	23.946	221	35.133	244	257	20	1:26.409	28.987	180	22.384	225	35.038	244	254
9	1:26.289	28.779	180	22.492	224	35.018	243	256	21	1:26.669	29.100	178	22.423	224	35.146	243	255
10	1:26.102	28.974	180	22.321	225	34.807	244	255	22	1:26.504	28.964	181	22.409	225	35.131	244	255
11	1:26.469	29.060	179	22.371	224	35.038	244	255	23	1:31.114	33.033		23.071	222	35.010	243	254
12	1:26.585	28.888	180	22.388	225	35.309	243	255	24	1:26.713	28.946	180	22.530	225	35.237	243	254

Motorsport Festival Lausitzring

Lausitzring, length 3478 m

19. - 21.05.2017

Porsche Carrera Cup Deutschland



Lap Analysis race 2, 21.05.2017

DMSB-Reg.No.: 140/2017

20 Henric Skoog , Porsche 911 GT3 Cup Rookie-Wertung / SWE										theoretical besttime: 1:25.810								
Lap	Time	S1	V1	S2	V2	S3	V3	Vmax		Lap	Time	S1	V1	S2	V2	S3	V3	Vmax
1	1:36.524	37.899	179	22.950	219	35.675	244			13	1:26.208	28.883	180	22.376	223	34.949	242	254
2	1:28.461	29.734	175	23.274	223	35.453	244	235		14	1:26.493	28.927	179	22.484	222	35.082	242	254
3	1:27.338	29.449	178	22.752	221	35.137	243	255		15	1:26.607	29.172	179	22.412	223	35.023	241	253
4	1:26.748	29.217	179	22.543	222	34.988	244	254		16	1:26.470	28.974	179	22.529	220	34.967	242	252
5	1:26.871	29.124	180	22.546	223	35.201	245	256		17	1:26.261	28.895	180	22.425	222	34.941	242	252
6	1:28.066	30.412	179	22.619	222	35.035	243	256		18	1:26.579	29.013	179	22.553	222	35.013	241	252
7	1:26.143	28.868	180	22.428	222	34.847	242	254		19	1:26.234	28.714	179	22.614	221	34.906	242	252
8	1:26.672	29.086	180	22.484	224	35.102	243	254		20	1:26.614	29.052	180	22.482	221	35.080	242	253
9	1:26.184	28.981	177	22.369	223	34.834	242	254		21	1:27.477	29.244	179	22.718	222	35.515	241	252
10	1:26.097	28.850	180	22.262	224	34.985	242	254		22	1:26.950	29.110	179	22.716	221	35.124	242	252
11	1:26.196	28.904	179	22.329	223	34.963	242	254		23	1:26.966	29.124	180	22.655	221	35.187	242	252
12	1:26.251	29.023	180	22.324	223	34.904	242	253		24	1:26.884	29.323	179	22.515	223	35.046	242	252

26 Ryan Cullen , Porsche 911 GT3 Cup / GBR										theoretical besttime: 1:25.910								
Lap	Time	S1	V1	S2	V2	S3	V3	Vmax		Lap	Time	S1	V1	S2	V2	S3	V3	Vmax
1	1:36.993	38.437	179	22.984	220	35.572	244			13	1:27.004	28.862	177	23.010	222	35.132	242	254
2	1:28.299	29.608	178	23.471	222	35.220	244	240		14	1:27.230	29.362	180	22.544	224	35.324	243	254
3	1:27.367	29.425	180	22.679	223	35.263	244	256		15	1:26.746	29.103	179	22.530	224	35.113	243	255
4	1:26.905	29.171	180	22.617	223	35.117	244	255		16	1:26.238	28.957	180	22.428	224	34.853	244	254
5	1:26.730	29.001	180	22.609	223	35.120	246	255		17	1:26.452	28.987	180	22.516	224	34.949	244	255
6	1:28.116	30.624	180	22.572	223	34.920	244	257		18	1:26.446	28.823	180	22.623	224	35.000	244	255
7	1:26.374	28.934	180	22.452	223	34.988	243	255		19	1:26.251	28.828	180	22.397	225	35.026	243	255
8	1:28.069	28.978	180	23.692	213	35.399	247	255		20	1:26.453	29.050	180	22.337	224	35.066	243	255
9	1:26.995	29.431	180	22.595	223	34.969	243	258		21	1:26.584	29.046	180	22.484	224	35.054	244	255
10	1:26.118	28.761	180	22.454	224	34.903	243	255		22	1:26.796	29.136	180	22.630	223	35.030	243	255
11	1:26.295	28.885	179	22.415	224	34.995	243	255		23	1:27.209	28.971	179	22.934	221	35.304	242	254
12	1:26.389	29.117	180	22.460	223	34.812	243	254		24	1:26.395	28.905	180	22.478	224	35.012	242	253

27 Kim André Hauschild , Porsche 911 GT3 Cup / DEU										theoretical besttime: 1:26.552								
Lap	Time	S1	V1	S2	V2	S3	V3	Vmax		Lap	Time	S1	V1	S2	V2	S3	V3	Vmax
1	1:39.793	40.474	177	23.488	222	35.831	242			13	1:27.376	29.191	178	22.556	222	35.629	242	252
2	1:29.386	29.937	178	23.574	221	35.875	243	252		14	1:27.225	29.255	179	22.510	222	35.460	242	252
3	1:28.248	29.948	179	22.775	223	35.525	242	254		15	1:27.126	29.099	180	22.516	223	35.511	241	252
4	1:27.340	29.381	178	22.586	223	35.373	243	253		16	1:26.990	29.219	179	22.407	223	35.364	243	252
5	1:28.178	29.571	179	23.405	223	35.202	243	254		17	1:27.371	29.049	180	22.913	223	35.409	242	252
6	1:27.718	29.360	180	22.709	224	35.649	245	255		18	1:27.328	29.198	180	22.491	223	35.639	242	252
7	1:27.534	29.345	180	22.735	221	35.454	242	256		19	1:26.813	28.975	180	22.396	223	35.442	241	252
8	1:27.027	29.281	178	22.473	223	35.273	243	253		20	1:26.847	29.086	179	22.375	223	35.386	242	252
9	1:27.128	29.190	179	22.455	223	35.483	242	253		21	1:27.037	29.143	179	22.534	223	35.360	241	252
10	1:27.044	29.360	178	22.398	224	35.286	242	252		22	1:27.422	29.303	178	22.710	225	35.409	241	252
11	1:26.974	29.169	179	22.493	223	35.312	242	253		23	1:27.705	29.246	179	22.623	223	35.836	242	252
12	1:27.145	29.309	177	22.491	223	35.345	242	251		24	1:27.998	29.280	179	23.041	223	35.677	241	252

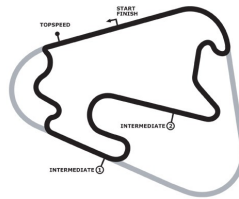
33 Stefan Rehkopf , Porsche 911 GT3 Cup Amateur-Wertung / DEU										theoretical besttime: 1:27.361								
Lap	Time	S1	V1	S2	V2	S3	V3	Vmax		Lap	Time	S1	V1	S2	V2	S3	V3	Vmax
1	1:44.328	42.867	161	24.245	216	37.216	238			13	1:28.472	29.761	179	23.028	222	35.683	241	251
2	1:30.329	30.411	168	23.854	213	36.064	243	247		14	1:36.854	37.928	178	23.100	220	35.826	241	251
3	1:28.742	30.038	178	22.834	223	35.870	242	252		15	1:29.555	30.133	174	23.456	221	35.966	241	251
4	1:28.400	29.729	179	22.831	221	35.840	242	253		16	1:32.548	32.444	176	23.608	219	36.496	240	251
5	1:27.764	29.251	179	23.181	222	35.332	242	253		17	1:29.979	30.527	178	23.140	221	36.312	239	249
6	1:29.410	29.429	178	24.184	220	35.797	241	253		18	1:29.747	30.429	178	23.242	219	36.076	240	249
7	1:28.247	29.700	177	23.043	220	35.504	242	251		19	1:28.826	29.668	178	23.101	220	36.057	240	249
8	1:28.069	29.450	178	22.933	221	35.686	241	252		20	1:29.300	30.049	179	23.055	221	36.196	240	249
9	1:28.241	29.542	179	22.865	221	35.834	240	251		21	1:32.600	32.773	175	23.510	220	36.317	241	251
10	1:28.513	29.752	178	22.923	221	35.838	241	251		22	1:32.916	31.115	176	25.264	221	36.537	240	251
11	1:27.921	29.556	179	22.778	223	35.587	241	251		23	1:30.382	30.245	178	23.344	218	36.793	237	251
12	1:27.907	29.353	179	22.959	221	35.595	240	251										

Motorsport Festival Lausitzring

Lausitzring, length 3478 m

19. - 21.05.2017

Porsche Carrera Cup Deutschland



Lap Analysis race 2, 21.05.2017

DMSB-Reg.No.: 140/2017

41 Ronja Assmann , Porsche 911 GT3 Cup Amateur-Wertung / DEU										theoretical besttime: 1:27.669								
Lap	Time	S1	V1	S2	V2	S3	V3	Vmax		Lap	Time	S1	V1	S2	V2	S3	V3	Vmax
1	1:46.719	44.832	162	25.592	216	36.295	240			12	1:28.112	29.870	177	22.768	220	35.474	240	249
2	1:31.744	31.164	163	24.352	217	36.228	239	250		13	1:27.971	29.932	177	22.570	221	35.469	240	249
3	1:30.849	30.461	170	24.076	219	36.312	240	249		14	1:29.577	30.584	177	22.962	223	36.031	241	251
4	1:30.095	30.528	173	23.599	218	35.968	240	249		15	1:29.459	29.831	176	23.443	221	36.185	241	251
5	1:28.992	30.229	176	23.150	220	35.613	240	250		16	1:41.487	42.640	175	23.065	217	35.782	240	252
6	1:28.636	29.948	176	23.054	220	35.634	240	250		17	1:27.853	29.667	177	22.751	221	35.435	240	249
7	1:28.291	29.868	177	22.931	220	35.492	240	250		18	1:28.113	29.800	177	22.786	222	35.527	240	250
8	1:28.361	30.115	176	22.770	221	35.476	240	251		19	1:28.878	30.134	175	23.157	221	35.587	240	249
9	1:27.925	29.734	176	22.746	222	35.445	240	250		20	1:28.305	29.707	178	22.877	219	35.721	242	250
10	1:28.476	30.030	176	22.846	221	35.600	240	250		21	1:28.469	29.664	178	22.946	221	35.859	241	252
11	1:27.988	29.843	177	22.701	221	35.444	240	250										

42 Matthias Jeserich , Porsche 911 GT3 Cup Amateur-Wertung / DEU										theoretical besttime: 1:27.183								
Lap	Time	S1	V1	S2	V2	S3	V3	Vmax		Lap	Time	S1	V1	S2	V2	S3	V3	Vmax
1	1:43.452	42.282	170	24.184	209	36.986	237			13	1:28.038	29.615	176	22.976	220	35.447	240	250
2	1:30.831	30.363	161	24.503	216	35.965	240	247		14	1:27.563	29.383	178	22.627	221	35.553	240	251
3	1:28.509	29.776	176	23.142	222	35.591	240	249		15	1:28.570	29.920	176	23.013	221	35.637	238	251
4	1:27.919	29.792	175	22.745	221	35.382	240	251		16	1:29.269	30.044	176	23.452	221	35.773	240	250
5	1:28.154	29.619	177	23.275	222	35.260	241	251		17	1:28.483	29.788	177	23.021	220	35.674	240	250
6	1:28.369	29.296	177	23.482	221	35.591	240	251		18	1:29.060	30.391	174	22.839	221	35.830	239	251
7	1:27.370	29.431	178	22.674	221	35.265	241	251		19	1:28.692	30.175	177	23.013	221	35.504	239	249
8	1:28.143	29.317	178	23.020	220	35.806	241	252		20	1:28.204	30.006	178	22.850	221	35.348	240	249
9	1:27.460	29.367	178	22.641	222	35.452	240	251		21	1:28.554	30.083	176	22.848	221	35.623	240	249
10	1:27.900	29.432	177	22.993	221	35.475	241	251		22	1:27.866	29.630	179	22.817	221	35.419	240	250
11	1:28.188	29.570	177	22.911	220	35.707	240	251		23	1:28.400	29.744	177	22.921	221	35.735	239	250
12	1:27.820	29.453	178	22.878	220	35.489	239	251		24	1:28.772	29.828	179	22.935	221	36.009	238	250

87 Michael Ammermüller , Porsche 911 GT3 Cup / DEU										theoretical besttime: 1:25.179								
Lap	Time	S1	V1	S2	V2	S3	V3	Vmax		Lap	Time	S1	V1	S2	V2	S3	V3	Vmax
1	1:32.593	35.168	178	22.524	221	34.901	242			13	1:25.628	28.546	179	22.276	223	34.806	242	253
2	1:27.774	29.766	176	23.075	222	34.933	243	253		14	1:25.661	28.560	179	22.292	224	34.809	243	252
3	1:26.298	28.884	180	22.534	223	34.880	243	255		15	1:25.921	28.710	179	22.268	224	34.943	242	254
4	1:26.826	29.214	180	22.505	222	35.107	243	254		16	1:25.949	28.717	179	22.349	224	34.883	243	254
5	1:26.129	28.814	180	22.345	224	34.970	243	254		17	1:26.082	28.878	180	22.248	224	34.956	243	254
6	1:25.998	28.804	180	22.419	223	34.775	242	254		18	1:25.719	28.725	180	22.241	224	34.753	243	255
7	1:26.071	28.947	180	22.233	224	34.891	243	253		19	1:25.728	28.630	179	22.198	224	34.900	242	254
8	1:25.454	28.644	180	22.107	224	34.703	243	253		20	1:26.157	28.587	180	22.229	225	35.341	243	254
9	1:25.705	28.561	180	22.347	224	34.797	243	254		21	1:25.806	28.664	179	22.264	224	34.878	243	254
10	1:25.635	28.625	180	22.373	224	34.637	242	254		22	1:25.924	28.673	180	22.371	224	34.880	243	255
11	1:25.259	28.464	179	22.187	224	34.608	242	253		23	1:27.473	29.413	179	23.062	224	34.998	244	255
12	1:25.582	28.561	180	22.125	224	34.896	242	254		24	1:26.487	28.966	179	22.599	223	34.922	237	255

93 Nick Yelloly , Porsche 911 GT3 Cup / GBR										theoretical besttime: 1:25.383								
Lap	Time	S1	V1	S2	V2	S3	V3	Vmax		Lap	Time	S1	V1	S2	V2	S3	V3	Vmax
1	1:33.694	35.881	179	22.714	221	35.099	243			13	1:25.742	28.581	180	22.350	223	34.811	243	255
2	1:27.976	30.036	158	23.019	224	34.921	242	254		14	1:25.549	28.587	181	22.236	226	34.726	244	256
3	1:26.028	28.793	180	22.330	224	34.905	243	253		15	1:25.775	28.659	180	22.289	226	34.827	244	255
4	1:26.380	28.812	180	22.377	224	35.191	245	255		16	1:25.759	28.666	180	22.300	226	34.793	244	255
5	1:26.329	29.037	181	22.380	225	34.912	244	257		17	1:26.057	28.844	181	22.275	225	34.938	245	256
6	1:25.976	28.742	180	22.344	226	34.890	244	255		18	1:26.112	28.982	181	22.303	226	34.827	245	256
7	1:25.915	28.729	181	22.230	226	34.956	246	256		19	1:25.707	28.732	180	22.204	226	34.771	244	257
8	1:25.724	28.725	180	22.225	226	34.774	244	257		20	1:25.755	28.721	180	22.255	225	34.779	246	256
9	1:25.602	28.606	181	22.249	225	34.747	244	256		21	1:26.001	28.946	178	22.300	225	34.755	245	257
10	1:25.777	28.742	180	22.225	226	34.810	244	255		22	1:26.006	28.671	181	22.403	225	34.932	244	257
11	1:25.641	28.646	180	22.272	226	34.723	244	256		23	1:27.781	29.562	179	22.914	224	35.305	239	256
12	1:25.383	28.529	181	22.152	224	34.702	244	255		24	1:26.019	28.598	180	22.272	226	35.149	244	251

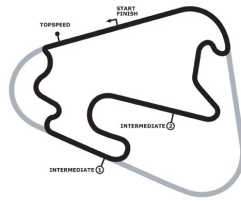
Motorsport Festival Lausitzring

Lausitzring, length 3478 m

19. - 21.05.2017

Porsche Carrera Cup Deutschland

Topspeed race 2, 21.05.2017



DMSB-Reg.No.: 140/2017

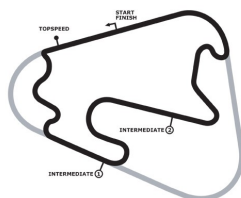
Car No.	Driver	Make	Speed km/h
1	Dennis Olsen	Porsche 911 GT3 Cup	260
16	David Kolkmann	Porsche 911 GT3 Cup	259
26	Ryan Cullen	Porsche 911 GT3 Cup	258
2	Thomas Preining	Porsche 911 GT3 Cup	257
93	Nick Yelloly	Porsche 911 GT3 Cup	257
17	Max van Splunteren	Porsche 911 GT3 Cup	257
27	Kim André Hauschild	Porsche 911 GT3 Cup	256
20	Henric Skoog	Porsche 911 GT3 Cup	256
13	Wolfgang Triller	Porsche 911 GT3 Cup	256
6	Carlos Rivas	Porsche 911 GT3 Cup	256
4	Gabriele Piana	Porsche 911 GT3 Cup	255
11	Richard Gonda	Porsche 911 GT3 Cup	255
15	Christopher Zöchling	Porsche 911 GT3 Cup	255
87	Michael Ammermüller	Porsche 911 GT3 Cup	255
8	Philipp Sager	Porsche 911 GT3 Cup	255
3	Luca Rettenbacher	Porsche 911 GT3 Cup	254
5	Christian Engelhart	Porsche 911 GT3 Cup	254
33	Stefan Rehkopf	Porsche 911 GT3 Cup	253
41	Ronja Assmann	Porsche 911 GT3 Cup	252
42	Matthias Jeserich	Porsche 911 GT3 Cup	252
9	Wolf Nathan	Porsche 911 GT3 Cup	----
12	Jörn Schmidt-Staade	Porsche 911 GT3 Cup	----
14	Marius Nakken	Porsche 911 GT3 Cup	----
10	Larry Ten Voorde	Porsche 911 GT3 Cup	----

Motorsport Festival Lausitzring

Lausitzring, length 3478 m

19. - 21.05.2017

Porsche Carrera Cup Deutschland



Best Sector Times race 2

DMSB-Reg.No.: 140/2017

Pos.	sector 1			sector 2			sector 3			theoretical and best lap time				
	No	Driver	Time	No	Driver	Time	No	Driver	Time	No	Driver	theoretical	Best	Pos
1	87	Ammermüller M.	28.464	5	Engelhart C.	22.027	5	Engelhart C.	34.454	5	Engelhart C.	1:24.999	1:25.043	
2	15	Zöchling C.	28.496	1	Olsen D.	22.039	1	Olsen D.	34.576	87	Ammermüller M.	1:25.179	1:25.259	
3	5	Engelhart C.	28.518	87	Ammermüller M.	22.107	3	Rettenbacher L.	34.588	1	Olsen D.	1:25.185	1:25.255	
4	2	Preining T.	28.524	2	Preining T.	22.118	87	Ammermüller M.	34.608	15	Zöchling C.	1:25.289	1:25.376	
5	93	Yelloly N.	28.529	3	Rettenbacher L.	22.120	15	Zöchling C.	34.645	2	Preining T.	1:25.306	1:25.446	
6	1	Olsen D.	28.570	15	Zöchling C.	22.148	4	Piana G.	34.656	93	Yelloly N.	1:25.383	1:25.383	
7	17	van Splunteren M.	28.614	93	Yelloly N.	22.152	2	Preining T.	34.664	3	Rettenbacher L.	1:25.433	1:25.681	
8	16	Kolkman D.	28.694	16	Kolkman D.	22.159	93	Yelloly N.	34.702	4	Piana G.	1:25.610	1:25.688	
9	4	Piana G.	28.705	13	Triller W.	22.233	17	van Splunteren M.	34.807	16	Kolkman D.	1:25.682	1:25.794	
10	20	Skoog H.	28.714	4	Piana G.	22.249	26	Cullen R.	34.812	17	van Splunteren M.	1:25.703	1:25.966	
11	3	Rettenbacher L.	28.725	20	Skoog H.	22.262	16	Kolkman D.	34.829	20	Skoog H.	1:25.810	1:26.097	
12	26	Cullen R.	28.761	17	van Splunteren M.	22.282	20	Skoog H.	34.834	26	Cullen R.	1:25.910	1:26.118	
13	11	Gonda R.	28.784	26	Cullen R.	22.337	11	Gonda R.	35.081	11	Gonda R.	1:26.300	1:26.668	
14	27	Hauschild K.	28.975	27	Hauschild K.	22.375	6	Rivas C.	35.100	13	Triller W.	1:26.437	1:26.671	
15	13	Triller W.	29.015	11	Gonda R.	22.435	13	Triller W.	35.189	27	Hauschild K.	1:26.552	1:26.813	
16	6	Rivas C.	29.018	6	Rivas C.	22.496	27	Hauschild K.	35.202	6	Rivas C.	1:26.614	1:26.980	
17	33	Rehkopf S.	29.251	41	Assmann R.	22.570	42	Jeserich M.	35.260	42	Jeserich M.	1:27.183	1:27.370	
18	42	Jeserich M.	29.296	42	Jeserich M.	22.627	33	Rehkopf S.	35.332	33	Rehkopf S.	1:27.361	1:27.764	
19	8	Sager P.	29.296	8	Sager P.	22.708	8	Sager P.	35.402	8	Sager P.	1:27.406	1:27.530	
20	41	Assmann R.	29.664	33	Rehkopf S.	22.778	41	Assmann R.	35.435	41	Assmann R.	1:27.669	1:27.853	
21	9	Nathan W.	00.000	14	Nakken M.	37.027	9	Nathan W.	00.000	9	Nathan W.	00.000	00.000	
22	10	Ten Voorde L.	00.000	9	Nathan W.	00.000	14	Nakken M.	00.000	14	Nakken M.	00.000	00.000	
23	12	Schmidt-Staade J.	00.000	10	Ten Voorde L.	00.000	12	Schmidt-Staade J.	00.000	12	Schmidt-Staade J.	00.000	00.000	
24	14	Nakken M.	00.000	12	Schmidt-Staade J.	00.000	10	Ten Voorde L.	00.000	10	Ten Voorde L.	00.000	00.000	



Lapchart: Porsche Carrera Cup Deutschland race 2

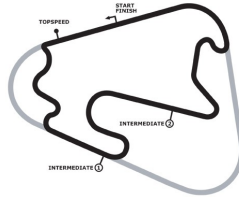
POS	1	2	3	4	5	6	7	8	9	10	11	12	13	14	15	16	17	18	19	20	21
LAP 1	5	15	87	1	93	2	4	3	17	20	26	16	11	6	27	13	42	8	33	41	14.
LAP 2	5	15	87	1	93	2	4	3	17	20	26	16	11	6	27	13	42	33	8	41	
LAP 3	5	15	87	1	93	2	3	4	17	20	26	16	11	6	27	13	42	33	8	41	
LAP 4	5	15	87	1	93	2	3	4	17	20	26	16	11	6	27	13	42	33	8	41	
LAP 5	5	15	87	1	93	2	3	4	17	20	26	16	11	6	27	13	42	33	8	41	
LAP 6	5	15	87	1	93	2	3	4	17	20	26	16	11	6	27	13	42	33	8	41	
LAP 7	5	15	87	1	93	2	3	4	17	20	26	16	27	6	11	13	42	33	8	41	
LAP 8	5	15	87	1	93	2	3	4	20	17	16	26	27	6	11	13	42	33	8	41	
LAP 9	5	15	87	1	93	2	3	4	20	17	16	26	27	6	11	13	42	33	8	41	
LAP 10	5	15	87	1	93	2	3	4	20	17	16	26	27	6	11	13	42	33	8	41	
LAP 11	5	15	87	1	93	2	3	4	20	17	16	26	27	6	11	13	42	33	8	41	
LAP 12	5	15	87	1	93	2	3	4	20	17	16	26	27	6	11	13	42	33	8	41	
LAP 13	5	15	87	1	93	2	3	4	20	17	16	26	27	11	6	13	42	33	8	41	
LAP 14	5	15	87	1	93	2	3	4	20	16	17	26	27	11	6	13	42	33	41	8	
LAP 15	5	15	87	1	93	2	3	4	20	16	17	26	27	11	6	13	42	33	41	8	
LAP 16	5	15	87	1	93	2	3	4	20	16	17	26	27	11	6	13	42	33	8	41	
LAP 17	5	15	87	1	93	2	3	4	20	16	17	26	27	11	6	13	42	33	8	41	
LAP 18	5	15	87	1	93	2	3	4	20	16	17	26	27	11	6	13	42	33	8	41	
LAP 19	5	15	87	1	93	2	3	4	20	16	17	26	27	11	6	13	42	33	8	41	
LAP 20	5	15	87	1	93	2	3	4	20	16	17	26	27	11	6	13	42	33	8	41	
LAP 21	5	15	87	1	93	2	3	4	20	16	17	26	27	11	6	13	42	8	33	41	
LAP 22	5	15	87	1	93	2	3	4	20	16	17	26	27	11	6	13	42	8	33		
LAP 23	5	15	1	87	93	2	3	4	20	16	26	17	27	11	6	13	42	33			
LAP 24	5	15	1	87	93	2	3	4	20	16	26	17	27	11	6	13	42				

Motorsport Festival Lausitzring

Lausitzring, length 3478 m

19. - 21.05.2017


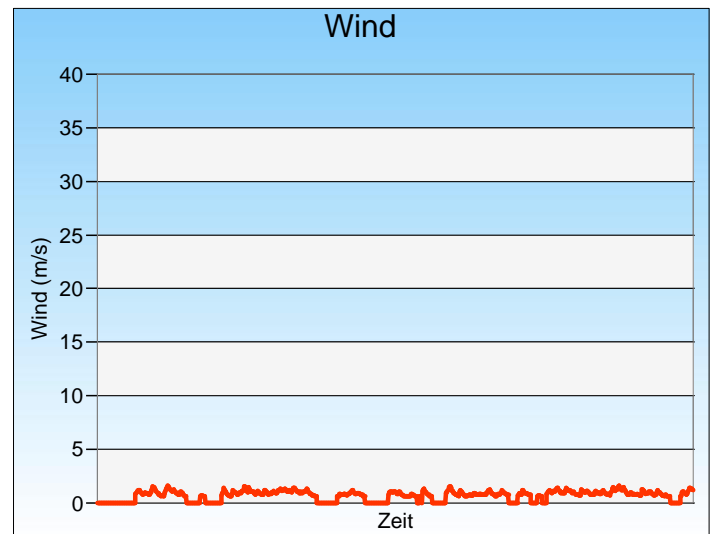
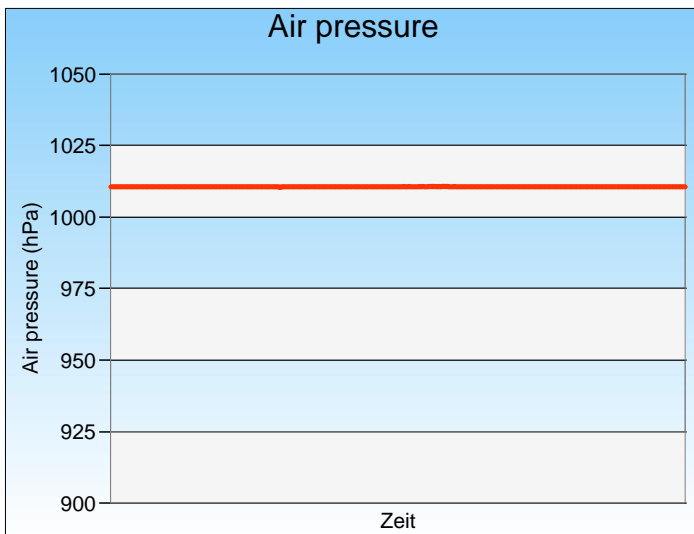
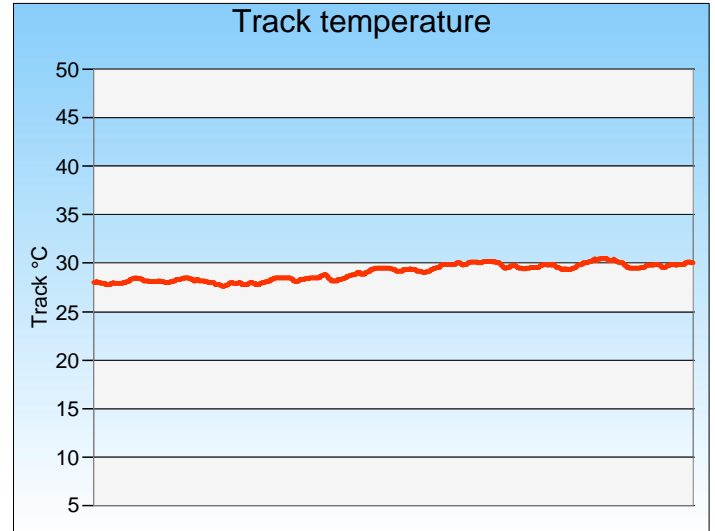
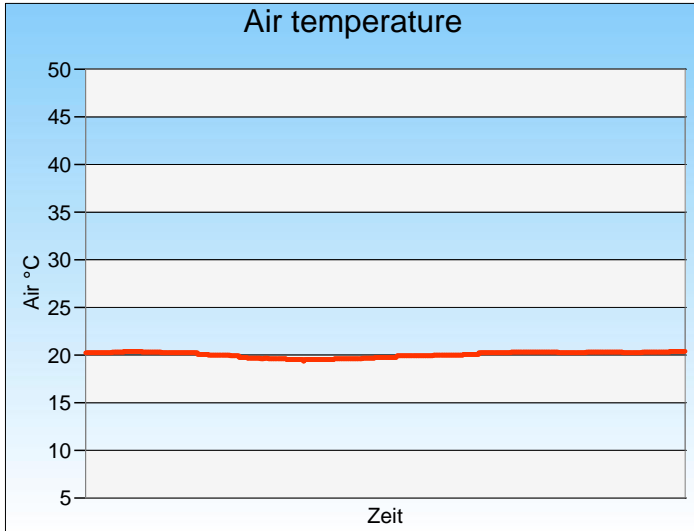
Porsche Carrera Cup Deutschland



Weather race 2


DMSB-Reg.No.: 140/2017

21.05.2017, 09:30:00 - 10:05:00



Weather:

sunny



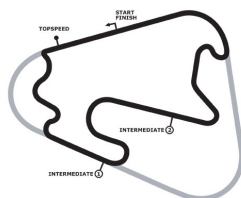
Motorsport Festival Lausitzring

Lausitzring, length 3478 m

19. - 21.05.2017

Porsche Carrera Cup Deutschland

Starting grid race 2



DMSB Reg.No.: 140/2017

33	Stefan Rehkopf Porsche 911 GT3 Cup	1:26.870
8	Philipp Sager Porsche 911 GT3 Cup	1:26.632
12	Jörn Schmidt-Staade Porsche 911 GT3 Cup	1:26.555
13	Wolfgang Triller Porsche 911 GT3 Cup	1:25.988
6	Carlos Rivas Porsche 911 GT3 Cup	1:25.744
16	David Kolkmann Porsche 911 GT3 Cup	1:25.292
10	Larry Ten Voorde Porsche 911 GT3 Cup	1:25.197
3	Luca Rettenbacher Porsche 911 GT3 Cup	1:25.065
4	Gabriele Piana Porsche 911 GT3 Cup	1:24.960
2	Thomas Preining Porsche 911 GT3 Cup	1:24.523
87	Michael Ammermüller Porsche 911 GT3 Cup	1:24.407
5	Christian Engelhart Porsche 911 GT3 Cup	1:24.185

Pole Position

12
11
10
9
8
7
6
5
4
3
2
1

41	Ronja Assmann Porsche 911 GT3 Cup	1:27.980
42	Matthias Jeserich Porsche 911 GT3 Cup	1:26.782
9	Wolf Nathan Porsche 911 GT3 Cup	1:26.604
27	Kim André Hauschild Porsche 911 GT3 Cup	1:26.069
11	Richard Gonda Porsche 911 GT3 Cup	1:25.821
26	Ryan Cullen Porsche 911 GT3 Cup	1:25.505
20	Henric Skoog Porsche 911 GT3 Cup	1:25.259
17	Max van Splunteren Porsche 911 GT3 Cup	1:25.112
14	Marius Nakken Porsche 911 GT3 Cup	1:25.043
93	Nick Yelloly Porsche 911 GT3 Cup	1:24.690
1	Dennis Olsen Porsche 911 GT3 Cup	1:24.461
15	Christopher Zöchling Porsche 911 GT3 Cup	1:24.363

