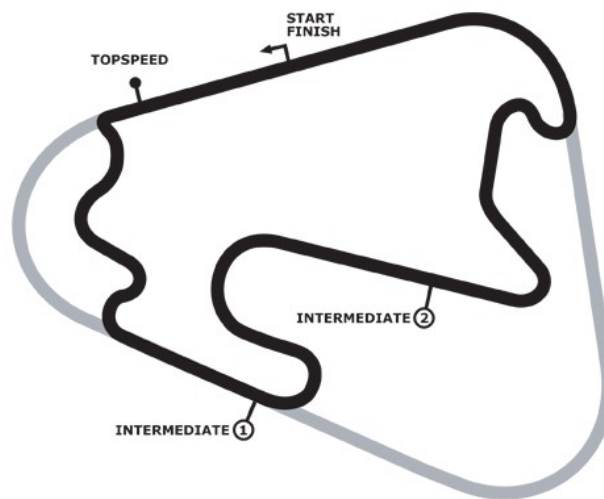




Motorsport Festival Lausitzring

qualifying



Lausitzring 3478 m

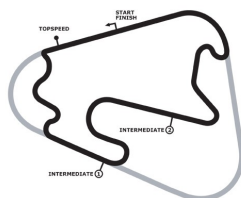
19. - 21.05.2017

Motorsport Festival Lausitzring

Lausitzring, length 3478 m

19. - 21.05.2017

Porsche Carrera Cup Deutschland



Result qualifying, 20.05.2017

DMSB-Reg.No.: 140/2017

POS.	No.	CL.	Entrant Driver, Place	Sponsor Make	Laps	Besttime	Gap	km/h fastest
1	5		BLACK FALCON Christian Engelhart / DEU	Porsche 911 GT3 Cup	18	1:24.185		148.730
2	15		MRS GT-Racing Christopher Zöchling / DEU	Porsche 911 GT3 Cup	14	1:24.363	00.178	148.416
3	87		raceunion Huber Racing Michael Ammermüller / DEU	Porsche 911 GT3 Cup	15	1:24.407	00.222	148.338
4	1		Konrad Motorsport Dennis Olsen / NOR	Porsche 911 GT3 Cup	17	1:24.461	00.276	148.244
5	2		Konrad Motorsport Thomas Preining / AUT	Porsche 911 GT3 Cup	16	1:24.523	00.338	148.135
6	93		Team Deutsche Post by Project 1 Nick Yelloly / GBR	Porsche 911 GT3 Cup	16	1:24.690	00.505	147.843
7	4		RN Vision Team BLACK FALCON Gabriele Piana / ITA	Porsche 911 GT3 Cup	18	1:24.960	00.775	147.373
8	14		MRS GT-Racing Marius Nakken / NOR	Porsche 911 GT3 Cup	20	1:25.043	00.858	147.229
9	3		Konrad Motorsport Luca Rettenbacher / AUT	Porsche 911 GT3 Cup	16	1:25.065	00.880	147.191
10	17		MRS GT-Racing Max van Splunteren / NLD	Porsche 911 GT3 Cup	20	1:25.112	00.927	147.110
11	10		Team Deutsche Post by Project 1 Larry Ten Voorde / NLD	Porsche 911 GT3 Cup	15	1:25.197	01.012	146.963
12	20		raceunion Huber Racing Henric Skoog / SWE	Porsche 911 GT3 Cup	14	1:25.259	01.074	146.856
13	16		Team Deutsche Post by Project 1 David Kolkman / DEU	Porsche 911 GT3 Cup	17	1:25.292	01.107	146.799
14	26		raceunion Huber Racing Ryan Cullen / GBR	Porsche 911 GT3 Cup	14	1:25.505	01.320	146.434
15	6	AM	BLACK FALCON Carlos Rivas / LUX	Porsche 911 GT3 Cup	17	1:25.744	01.559	146.025
16	11		ZeLe-Racing Richard Gonda / SVK	Porsche 911 GT3 Cup	16	1:25.821	01.636	145.894
17	13	AM	Huber Racing by TriSpa Wolfgang Triller / DEU	Porsche 911 GT3 Cup	21	1:25.988	01.803	145.611
18	27		Speed Lover Kim André Hauschild / DEU	Porsche 911 GT3 Cup	22	1:26.069	01.884	145.474
19	12	AM	Cito Pretiosa Jörn Schmidt-Staade / DEU	Porsche 911 GT3 Cup	21	1:26.555	02.370	144.657
20	9	AM	Huber Racing by TriSpa Wolf Nathan / NLD	Porsche 911 GT3 Cup	17	1:26.604	02.419	144.575
21	8	AM	ZeLe-Racing Philipp Sager / AUT	Porsche 911 GT3 Cup	21	1:26.632	02.447	144.529
22	42	AM	Huber Racing by TriSpa Matthias Jeserich / DEU	Porsche 911 GT3 Cup	17	1:26.782	02.597	144.279
23	33	AM	Cito Pretiosa Stefan Rehkopf / DEU	Porsche 911 GT3 Cup	17	1:26.870	02.685	144.133
24	41	AM	Cito Pretiosa Ronja Assmann / DEU	Porsche 911 GT3 Cup	21	1:27.980	03.795	142.314

Subject to final scrutineering !

Issued:

Clerk of the Course:

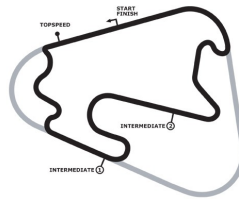
Timekeeper:

Motorsport Festival Lausitzring

Lausitzring, length 3478 m

19. - 21.05.2017

Porsche Carrera Cup Deutschland



Result qualifying for race 1 (2nd Fastest Lap), 20.05.2017

DMSB-Reg.No.: 140/2017

POS	NO DRIVER	NAT	ENTRANT	BESTTIME	LAPS	GAP	fastest km/h
1	5 Christian Engelhart	DEU	BLACK FALCON	1:24.272	18		148.576
2	1 Dennis Olsen	NOR	Konrad Motorsport	1:24.563	17	00.291	148.065
3	87 Michael Ammermüller	DEU	raceunion Huber Racing	1:24.580	15	00.308	148.035
4	2 Thomas Preining	AUT	Konrad Motorsport	1:24.728	16	00.456	147.776
5	15 Christopher Zöchling	DEU	MRS GT-Racing	1:24.741	14	00.469	147.754
6	93 Nick Yelloly	GBR	Team Deutsche Post by Project 1	1:24.792	16	00.520	147.665
7	14 Marius Nakken	NOR	MRS GT-Racing	1:25.046	20	00.774	147.224
8	10 Larry Ten Voorde	NLD	Team Deutsche Post by Project 1	1:25.198	15	00.926	146.961
9	3 Luca Rettenbacher	AUT	Konrad Motorsport	1:25.214	16	00.942	146.934
10	4 Gabriele Piana	ITA	RN Vision Team BLACK FALCON	1:25.267	18	00.995	146.842
11	17 Max van Splunteren	NLD	MRS GT-Racing	1:25.335	20	01.063	146.725
12	26 Ryan Cullen	GBR	raceunion Huber Racing	1:25.568	14	01.296	146.326
13	16 David Kolkman	DEU	Team Deutsche Post by Project 1	1:25.584	17	01.312	146.298
14	20 Henric Skoog	SWE	raceunion Huber Racing	1:25.608	14	01.336	146.257
15	11 Richard Gonda	SVK	ZeLe-Racing	1:26.042	16	01.770	145.520
16	27 Kim André Hauschild	DEU	Speed Lover	1:26.156	22	01.884	145.327
17	13 Wolfgang Triller	DEU	Huber Racing by TriSpa	1:26.231	21	01.959	145.201
18	6 Carlos Rivas	LUX	BLACK FALCON	1:26.257	17	01.985	145.157
19	12 Jörn Schmidt-Staade	DEU	Cito Pretiosa	1:26.768	21	02.496	144.302
20	9 Wolf Nathan	NLD	Huber Racing by TriSpa	1:26.817	17	02.545	144.221
21	8 Philipp Sager	AUT	ZeLe-Racing	1:26.828	21	02.556	144.202
22	42 Matthias Jeserich	DEU	Huber Racing by TriSpa	1:26.880	17	02.608	144.116
23	33 Stefan Rehkopf	DEU	Cito Pretiosa	1:26.942	17	02.670	144.013
24	41 Ronja Assmann	DEU	Cito Pretiosa	1:28.011	21	03.739	142.264

Issued:

Clerk of the Course:

Timekeeper:

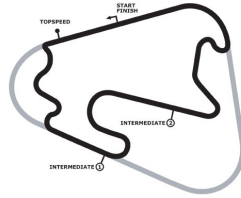
Motorsport Festival Lausitzring

Lausitzring, length 3478 m

19. - 21.05.2017

Porsche Carrera Cup Deutschland

Lap by Lap qualifying, 20.05.2017



DMSB-Reg.No.: 140/2017

1 Dennis Olsen , Porsche 911 GT3 Cup / NOR															
1	6:17.656	2	1:30.819	3	1:31.617	4	1:25.563	5	1:26.400	6	1:25.166	7	1:25.209	8	1:32.095
pit	1:30.039	10	9:12.219	11	1:33.574	12	1:24.921	13	1:24.461	14	1:27.803	15	1:24.563	16	1:25.750
pit	1:45.392														

2 Thomas Preining , Porsche 911 GT3 Cup Rookie-Wertung / AUT															
1	6:21.060	2	1:28.704	3	1:28.289	4	1:26.568	5	1:28.192	6	1:25.997	7	1:25.720	8	1:30.667
pit	1:30.038	10	9:48.389	11	1:30.588	12	1:28.506	13	1:24.523	14	1:24.728	15	1:31.705	pit	1:41.170

3 Luca Rettenbacher , Porsche 911 GT3 Cup / AUT															
1	6:24.350	2	1:30.331	3	1:26.505	4	1:26.489	5	1:26.418	6	1:25.218	7	1:27.983	pit	1:33.240
9	10:43.133	10	1:40.037	11	1:34.842	12	1:25.214	13	1:25.065	14	1:28.487	15	1:25.589	pit	1:48.946

4 Gabriele Piana , Porsche 911 GT3 Cup / ITA															
1	1:49.654	pit	1:51.146	3	3:54.259	4	1:26.037	5	1:25.267	6	1:36.986	7	1:25.536	8	1:25.492
9	1:25.649	pit	1:31.168	11	5:28.946	12	1:28.333	13	1:25.938	14	1:25.294	15	1:24.960	16	1:26.704
17	1:25.587	pit	1:33.224												

5 Christian Engelhart , Porsche 911 GT3 Cup / DEU															
1	1:48.503	pit	1:46.930	3	3:59.159	4	1:29.807	5	1:24.573	6	1:32.648	7	1:24.277	8	1:24.634
9	1:24.591	pit	1:32.839	11	5:30.996	12	1:28.639	13	1:25.174	14	1:24.272	15	1:24.185	16	1:28.919
17	1:24.582	pit	1:34.114												

6 Carlos Rivas , Porsche 911 GT3 Cup Amateur-Wertung / LUX															
pit	2:24.815	2	5:11.021	3	1:29.451	4	1:27.625	5	1:31.321	6	1:26.597	7	1:26.374	8	1:25.744
pit	1:36.333	10	5:28.355	11	1:30.464	12	1:28.656	13	1:29.621	14	1:26.522	15	1:26.596	16	1:26.257
pit	1:35.828														

8 Philipp Sager , Porsche 911 GT3 Cup Amateur-Wertung / AUT															
1	2:38.316	2	1:37.484	3	1:29.697	4	1:32.010	5	1:40.038	6	1:27.503	7	1:27.948	pit	1:34.024
9	6:10.470	10	1:30.976	11	1:28.775	12	1:27.228	13	1:27.717	14	1:26.867	15	1:26.889	16	1:27.624
17	1:26.828	18	1:27.091	19	1:27.342	20	1:26.632	pit	1:51.506						

9 Wolf Nathan , Porsche 911 GT3 Cup Amateur-Wertung / NLD															
1	4:20.294	pit	1:51.807	3	5:53.372	4	1:28.820	5	1:26.817	6	1:28.329	7	1:27.188	8	1:27.849
9	1:27.141	pit	1:40.267	11	3:50.896	12	1:36.260	13	1:29.729	14	1:26.604	15	1:27.891	16	1:27.926
pit	1:42.117														

10 Larry Ten Voorde , Porsche 911 GT3 Cup Rookie-Wertung / NLD															
1	1:51.048	2	1:31.988	3	1:26.720	4	1:26.228	pit	1:33.087	6	16:06.172	7	1:39.269	8	1:25.992
9	1:25.595	10	1:25.490	11	1:25.198	12	1:25.197	13	1:25.252	14	1:25.306	pit	1:56.534		

11 Richard Gonda , Porsche 911 GT3 Cup Rookie-Wertung / SVK															
1	3:52.899	2	1:34.667	3	1:37.598	4	1:26.702	5	1:26.190	6	1:26.277	7	1:27.598	pit	1:32.336
9	10:00.484	10	1:30.278	11	1:35.587	12	1:27.956	13	1:26.042	14	1:25.821	15	1:27.449	pit	1:32.243

12 Jörn Schmidt-Staade , Porsche 911 GT3 Cup Amateur-Wertung / DEU															
1	2:03.289	2	1:41.489	3	1:32.592	4	1:28.634	5	1:27.928	6	1:27.072	pit	1:37.909	8	3:24.865
9	1:27.247	10	1:26.816	11	1:33.585	pit	1:41.965	13	4:31.517	14	1:39.997	15	1:33.779	16	1:28.358
17	1:27.412	18	1:26.768	19	1:26.555	20	1:26.824	pit	1:47.098						

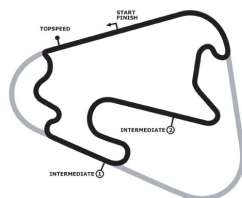
Motorsport Festival Lausitzring

Lausitzring, length 3478 m

19. - 21.05.2017

Porsche Carrera Cup Deutschland

Lap by Lap qualifying, 20.05.2017



DMSB-Reg.No.: 140/2017

13 Wolfgang Triller , Porsche 911 GT3 Cup Amateur-Wertung / DEU															
1	1:53.472	2	1:37.507	3	1:27.329	4	1:37.899	5	1:26.765	6	1:26.319	7	1:26.231	8	1:26.583
pit	1:31.402	10	4:22.143	11	1:26.872	pit	1:33.777	13	4:07.407	14	1:39.778	15	1:28.593	16	1:26.486
17	1:50.818	18	1:25.988	19	1:26.245	20	1:26.241	pit	1:44.100						

14 Marius Nakken , Porsche 911 GT3 Cup Rookie-Wertung / NOR															
1	4:18.595	2	1:32.494	3	1:28.172	4	1:27.409	5	1:26.740	6	1:26.122	7	1:25.663	8	1:26.540
9	1:26.335	10	1:25.876	11	1:25.986	pit	1:31.484	13	6:47.011	14	1:35.398	15	1:27.783	16	1:25.043
17	1:25.046	18	1:31.823	19	1:25.066	pit	1:46.798								

15 Christopher Zöchling , Porsche 911 GT3 Cup / DEU															
1	7:59.632	2	1:27.825	3	1:25.580	4	1:24.914	5	1:24.363	6	1:24.770	pit	1:28.825	8	11:48.895
9	1:26.426	10	1:25.113	11	1:24.741	12	1:24.885	13	1:25.345	pit	1:55.767				

16 David Kolkman , Porsche 911 GT3 Cup / DEU															
1	1:56.464	2	1:40.622	3	1:27.015	4	1:26.355	5	1:26.551	6	1:25.851	7	1:25.915	pit	1:30.139
9	13:01.258	10	1:34.940	11	1:28.022	12	1:25.753	13	1:25.665	14	1:25.584	15	1:25.292	16	1:28.469
pit	1:57.090														

17 Max van Splunteren , Porsche 911 GT3 Cup Rookie-Wertung / NLD															
1	4:24.696	2	1:30.721	3	1:27.560	4	1:33.430	5	1:25.779	6	1:26.150	7	1:26.069	8	1:26.474
9	1:27.315	10	1:26.756	11	1:26.141	pit	1:31.673	13	6:46.475	14	1:36.291	15	1:26.076	16	1:25.335
17	1:25.919	18	1:25.112	19	1:25.739	pit	1:45.409								

20 Henric Skoog , Porsche 911 GT3 Cup Rookie-Wertung / SWE															
1	8:04.599	2	1:32.671	3	1:26.122	4	1:25.677	5	1:27.297	6	1:26.090	pit	1:32.492	8	8:44.167
9	1:30.496	10	1:26.724	11	1:26.582	12	1:25.608	13	1:25.259	pit	1:35.045				

26 Ryan Cullen , Porsche 911 GT3 Cup / GBR															
1	7:10.116	2	1:30.040	3	1:26.283	4	1:36.405	5	1:25.814	6	1:25.607	pit	1:33.405	8	10:13.378
9	1:29.175	10	1:25.978	11	1:25.568	12	1:25.895	13	1:25.505	pit	1:44.272				

27 Kim André Hauschild , Porsche 911 GT3 Cup / DEU															
1	2:05.721	2	1:43.020	3	1:36.070	4	1:33.124	5	1:26.704	6	1:26.432	7	1:26.069	8	1:26.260
9	1:26.670	pit	1:36.367	11	5:29.250	12	1:34.199	13	1:28.176	14	1:27.045	15	1:30.363	16	1:26.752
17	1:26.156	18	1:26.390	19	1:36.411	20	1:26.290	21	1:33.708	pit	1:57.632				

33 Stefan Rehkopf , Porsche 911 GT3 Cup Amateur-Wertung / DEU															
1	2:09.641	2	1:49.853	3	1:41.272	pit	1:34.908	5	3:34.965	6	1:28.439	7	1:27.396	8	1:26.870
pit	1:35.465	10	3:58.831	11	1:34.975	12	1:27.970	13	1:28.149	14	1:27.252	15	1:27.528	16	1:26.942
pit	1:42.811														

41 Ronja Assmann , Porsche 911 GT3 Cup Amateur-Wertung / DEU															
1	2:14.726	2	1:36.747	3	1:31.309	4	1:30.242	5	1:29.204	6	1:28.692	7	1:28.103	8	1:28.879
pit	1:34.296	10	3:14.306	11	1:28.311	12	1:29.318	13	1:28.892	14	1:28.011	pit	1:33.535	16	3:56.892
17	1:30.679	18	1:27.980	19	1:41.361	20	1:28.287	pit	1:44.047						

42 Matthias Jeserich , Porsche 911 GT3 Cup Amateur-Wertung / DEU															
1	2:13.468	2	1:44.778	3	1:32.458	4	1:28.958	5	1:27.201	6	1:27.244	7	1:27.101	pit	1:39.513

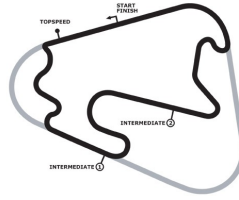
Motorsport Festival Lausitzring

Lausitzring, length 3478 m

19. - 21.05.2017

Porsche Carrera Cup Deutschland

Lap by Lap qualifying, 20.05.2017



DMSB-Reg.No.: 140/2017

9	5:09.322	10	1:34.323	11	1:29.805	12	1:27.271	13	1:26.880	14	1:27.229	15	1:37.607	16	1:26.782
pit	1:47.802														

87 Michael Ammermüller , Porsche 911 GT3 Cup / DEU															
1	8:04.267	2	1:32.171	3	1:26.378	4	1:25.658	5	1:25.028	6	1:24.701	pit	1:31.742	8	10:28.814
9	1:35.886	10	1:25.114	11	1:24.580	12	1:24.721	13	1:26.748	14	1:24.407	pit	1:46.789		

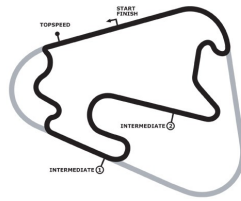
93 Nick Yelloly , Porsche 911 GT3 Cup / GBR															
1	8:16.189	2	1:32.902	3	1:25.883	4	1:25.233	5	1:26.731	6	1:24.926	7	1:25.118	pit	1:30.281
9	8:15.361	10	1:27.733	11	1:25.278	12	1:24.956	13	1:24.690	14	1:31.919	15	1:24.792	16	1:39.394

Motorsport Festival Lausitzring

Lausitzring, length 3478 m

19. - 21.05.2017

Porsche Carrera Cup Deutschland



DMSB-Reg.No.: 140/2017

Lap Analysis qualifying, 20.05.2017

1 Dennis Olsen , Porsche 911 GT3 Cup / NOR										theoretical besttime: 1:24.410								
Lap	Time	S1	V1	S2	V2	S3	V3	Vmax		Lap	Time	S1	V1	S2	V2	S3	V3	Vmax
1	6:17.656		157	25.933	198	38.557	225			10	9:12.219	8:03.787	130	25.451	191	42.981	169	
2	1:30.819	31.474	171	23.232	201	36.113	234	225		11	1:33.574	32.387	171	23.360	218	37.827	239	174
3	1:31.617	29.853	177	25.373	180	36.391	240	238		12	1:24.921	28.525	180	21.985	225	34.411	241	249
4	1:25.563	28.890	179	22.175	222	34.498	241	249		13	1:24.461	28.300	180	21.903	225	34.258	241	252
5	1:26.400	29.123	160	22.546	220	34.731	240	252		14	1:27.803	28.269	179	22.022	224	37.512	240	252
6	1:25.166	28.535	179	22.258	221	34.373	240	250		15	1:24.563	28.378	179	21.883	225	34.302	241	251
7	1:25.209	28.617	178	22.167	223	34.425	241	251		16	1:25.750	28.433	180	22.011	225	35.306	241	250
8	1:32.095	30.024	139	24.647	183	37.424	239	252		17	1:45.392	30.013	179	22.985	210			250
9	1:30.039	28.636	180	21.968	224			250										

2 Thomas Preining , Porsche 911 GT3 Cup Rookie-Wertung / AUT										theoretical besttime: 1:24.431								
Lap	Time	S1	V1	S2	V2	S3	V3	Vmax		Lap	Time	S1	V1	S2	V2	S3	V3	Vmax
1	6:21.060		129	26.200	170	37.103	215			9	1:30.038	28.631	179	22.396	225			252
2	1:28.704	30.631	177	23.102	184	34.971	237	210		10	9:48.389	8:47.864	151	24.224	171	36.301	216	
3	1:28.289	29.277	177	23.278	179	35.734	240	235		11	1:30.588	30.337	143	23.811	160	36.440	221	214
4	1:26.568	28.846	177	22.218	221	35.504	240	250		12	1:28.506	29.101	177	22.109	214	37.296	242	220
5	1:28.192	30.620	159	22.735	221	34.837	242	250		13	1:24.523	28.184	179	22.067	225	34.272	242	251
6	1:25.997	28.689	179	22.061	224	35.247	242	252		14	1:24.728	28.403	180	21.975	226	34.350	242	252
7	1:25.720	28.700	177	22.085	225	34.935	242	252		15	1:31.705	31.926	126	22.622	182	37.157	241	252
8	1:30.667	28.891	154	24.096	173	37.680	242	253		16	1:41.170	32.744	154	24.169	176			223

3 Luca Rettenbacher , Porsche 911 GT3 Cup / AUT										theoretical besttime: 1:25.050								
Lap	Time	S1	V1	S2	V2	S3	V3	Vmax		Lap	Time	S1	V1	S2	V2	S3	V3	Vmax
1	6:24.350		128	27.133	169	38.921	222			9	10:43.133	9:40.088	170	25.559	203	37.486	230	
2	1:30.331	31.577	177	22.960	218	35.794	238	226		10	1:40.037	31.936	175	24.665	215	43.436	233	239
3	1:26.505	29.191	179	22.460	220	34.854	241	248		11	1:34.842	33.009	176	26.806	217	35.027	240	233
4	1:26.489	29.283	178	22.645	217	34.561	241	251		12	1:25.214	28.626	180	22.069	225	34.519	241	251
5	1:26.418	28.793	180	22.713	221	34.912	242	251		13	1:25.065	28.608	178	21.941	225	34.516	240	251
6	1:25.218	28.727	180	21.926	225	34.565	242	252		14	1:28.487	28.974	177	22.611	209	36.902	240	249
7	1:27.983	28.718	179	22.043	225	37.222	242	253		15	1:25.589	28.838	180	22.051	224	34.700	238	249
8	1:33.240	29.093	180	22.438	201			252		16	1:48.946	33.674	140	28.599	175			220

4 Gabriele Piana , Porsche 911 GT3 Cup / ITA										theoretical besttime: 1:24.614								
Lap	Time	S1	V1	S2	V2	S3	V3	Vmax		Lap	Time	S1	V1	S2	V2	S3	V3	Vmax
1	1:49.654		111	29.190	145	42.226	148			10	1:31.168	29.132	179	22.394	224			250
2	1:51.146	34.986	123	26.484	164			160		11	5:28.946	4:26.916	127	25.531	128	36.499	239	
3	3:54.259	2:53.632	168	23.210	221	37.417	241			12	1:28.333	30.678	177	22.722	222	34.933	241	193
4	1:26.037	28.923	179	22.427	220	34.687	240	251		13	1:25.938	28.920	180	22.348	224	34.670	240	251
5	1:25.267	28.524	180	22.198	224	34.545	241	250		14	1:25.294	28.582	180	22.072	225	34.640	240	251
6	1:36.986	30.553	125	28.349	140	38.084	240	252		15	1:24.960	28.610	179	21.970	225	34.380	242	252
7	1:25.536	28.511	180	22.178	225	34.847	240	252		16	1:26.704	28.951	179	22.310	224	35.443	242	253
8	1:25.492	28.809	177	22.161	224	34.522	241	251		17	1:25.587	28.459	180	22.389	225	34.739	241	254
9	1:25.649	28.264	180	22.820	209	34.565	240	251		18	1:33.224	28.947	180	22.193	225			252

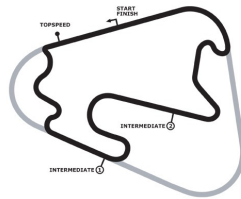
5 Christian Engelhart , Porsche 911 GT3 Cup / DEU										theoretical besttime: 1:23.931								
Lap	Time	S1	V1	S2	V2	S3	V3	Vmax		Lap	Time	S1	V1	S2	V2	S3	V3	Vmax
1	1:48.503		115	29.114	164	42.362	156			10	1:32.839	29.255	174	23.222	221			251
2	1:46.930	34.962	171	26.735	176			187		11	5:30.996	4:25.013	122	26.829	132	39.154	197	
3	3:59.159	2:57.582	166	23.445	190	38.132	240			12	1:28.639	30.507	175	22.796	197	35.336	240	205
4	1:29.807	31.632	178	22.788	221	35.387	241	249		13	1:25.174	28.621	180	22.058	224	34.495	240	250
5	1:24.573	28.443	180	21.966	223	34.164	242	252		14	1:24.272	28.303	180	21.880	225	34.089	241	251
6	1:32.648	29.334	163	26.127	145	37.187	241	253		15	1:24.185	28.225	181	21.726	226	34.234	241	251
7	1:24.277	28.228	180	21.772	225	34.277	241	251		16	1:28.919	28.116	180	22.667	174	38.136	242	252
8	1:24.634	28.449	179	21.761	225	34.424	241	251		17	1:24.582	28.423	180	21.846	226	34.313	242	254
9	1:24.591	28.297	180	21.914	224	34.380	241	251		18	1:34.114	28.295	180	21.974	225			253

Motorsport Festival Lausitzring

Lausitzring, length 3478 m

19. - 21.05.2017

Porsche Carrera Cup Deutschland



Lap Analysis qualifying, 20.05.2017

DMSB-Reg.No.: 140/2017

6 Carlos Rivas , Porsche 911 GT3 Cup Amateur-Wertung / LUX										theoretical besttime: 1:25.742								
Lap	Time	S1	V1	S2	V2	S3	V3	Vmax		Lap	Time	S1	V1	S2	V2	S3	V3	Vmax
1	2:24.815		91	32.939	142					10	5:28.355	4:23.173	133	27.022	168	38.160	232	
2	5:11.021	4:08.862	145	25.055	207	37.104	240			11	1:30.464	31.201	173	23.664	209	35.599	238	237
3	1:29.451	31.178	177	22.846	219	35.427	241	251		12	1:28.656	29.812	178	23.024	207	35.820	240	248
4	1:27.625	29.650	177	22.731	219	35.244	241	251		13	1:29.621	29.121	178	24.640	200	35.860	240	251
5	1:31.321	29.333	177	22.790	192	39.198	241	250		14	1:26.522	29.185	179	22.408	221	34.929	240	249
6	1:26.597	29.073	179	22.573	221	34.951	239	252		15	1:26.596	29.310	179	22.274	223	35.012	240	250
7	1:26.374	29.150	178	22.310	223	34.914	241	249		16	1:26.257	29.067	180	22.271	223	34.919	240	250
8	1:25.744	28.732	179	22.273	223	34.739	240	251		17	1:35.828	29.065	179	22.675	196			250
9	1:36.333	30.737	176	23.602	217			251										

8 Philipp Sager , Porsche 911 GT3 Cup Amateur-Wertung / AUT										theoretical besttime: 1:26.514								
Lap	Time	S1	V1	S2	V2	S3	V3	Vmax		Lap	Time	S1	V1	S2	V2	S3	V3	Vmax
1	2:38.316		134	28.091	195	42.706	219			12	1:27.228	29.256	179	22.868	222	35.104	238	247
2	1:37.484	34.036	170	25.349	208	38.099	234	228		13	1:27.717	29.496	179	22.549	223	35.672	238	248
3	1:29.697	30.655	177	23.261	218	35.781	238	243		14	1:26.867	29.181	180	22.512	222	35.174	238	248
4	1:32.010	30.452	177	23.447	216	38.111	237	248		15	1:26.889	29.191	179	22.448	224	35.250	241	249
5	1:40.038	37.754		23.574	218	38.710	238	248		16	1:27.624	29.702	179	22.621	224	35.301	241	252
6	1:27.503	29.449	178	22.698	221	35.356	239	249		17	1:26.828	29.024	179	22.459	223	35.345	239	251
7	1:27.948	29.566	178	22.835	222	35.547	239	250		18	1:27.091	29.123	179	22.771	222	35.197	238	250
8	1:34.024	29.716	179	22.768	222			249		19	1:27.342	29.104	179	23.084	223	35.154	239	249
9	6:10.470	5:04.202	152	26.653	198	39.615	232			20	1:26.632	29.012	179	22.566	222	35.054	240	248
10	1:30.976	31.336	177	23.572	220	36.068	236	242		21	1:51.506	33.813	169	25.941	175			249
11	1:28.775	30.337	177	22.975	221	35.463	237	247										

9 Wolf Nathan , Porsche 911 GT3 Cup Amateur-Wertung / NLD										theoretical besttime: 1:26.508								
Lap	Time	S1	V1	S2	V2	S3	V3	Vmax		Lap	Time	S1	V1	S2	V2	S3	V3	Vmax
1	4:20.294		130	30.027	171	40.372	235			10	1:40.267	32.661	173	24.015	198			240
2	1:51.807	33.224	142	30.280	108			230		11	3:50.896	2:48.142	158	25.377	203	37.377	238	
3	5:53.372	4:47.020	156	27.924	173	38.428	238			12	1:36.260	31.549	157	26.703	200	38.008	239	248
4	1:28.820	30.104	178	22.958	218	35.758	238	249		13	1:29.729	30.817	177	23.168	219	35.744	240	249
5	1:26.817	29.315	179	22.547	223	34.955	239	248		14	1:26.604	29.125	178	22.643	223	34.836	241	249
6	1:28.329	29.313	175	22.941	222	36.075	238	249		15	1:27.891	29.227	178	23.088	204	35.576	240	251
7	1:27.188	29.349	179	22.676	223	35.163	238	246		16	1:27.926	29.128	180	23.496	200	35.302	237	251
8	1:27.849	29.661	177	22.792	223	35.396	238	248		17	1:42.117	34.433	102	24.550	214			222
9	1:27.141	29.178	179	22.668	222	35.295	237	248										

10 Larry Ten Voorde , Porsche 911 GT3 Cup Rookie-Wertung / NLD										theoretical besttime: 1:25.040								
Lap	Time	S1	V1	S2	V2	S3	V3	Vmax		Lap	Time	S1	V1	S2	V2	S3	V3	Vmax
1	1:51.048		113	28.176	145	43.225	177			9	1:25.595	28.804	178	22.176	226	34.615	245	251
2	1:31.988	33.364	176	23.204	221	35.420	236	183		10	1:25.490	28.803	179	22.103	225	34.584	243	256
3	1:26.720	29.271	178	22.391	222	35.058	237	245		11	1:25.198	28.641	179	22.060	225	34.497	243	254
4	1:26.228	29.096	179	22.389	223	34.743	238	247		12	1:25.197	28.564	180	22.072	226	34.561	242	254
5	1:33.087	30.283	177	22.770	213			248		13	1:25.252	28.598	179	22.090	225	34.564	242	252
6	16:06.172	14:56	130	27.397	151	42.056	152			14	1:25.306	28.483	179	22.133	225	34.690	241	252
7	1:39.269	33.732	177	22.980	212	42.557	238	132		15	1:56.534	36.145	134	29.666	143			214
8	1:25.992	28.928	179	22.305	224	34.759	240	249										

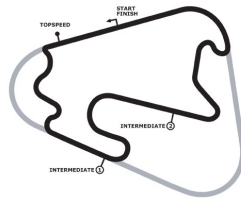
11 Richard Gonda , Porsche 911 GT3 Cup Rookie-Wertung / SVK										theoretical besttime: 1:25.583								
Lap	Time	S1	V1	S2	V2	S3	V3	Vmax		Lap	Time	S1	V1	S2	V2	S3	V3	Vmax
1	3:52.899		109	28.755	161	41.327	220			9	10:00.484	8:52.721	132	28.954	184	38.809	234	
2	1:34.667	32.348	168	24.379	205	37.940	239	225		10	1:30.278	31.154	168	23.114	221	36.010	238	244
3	1:37.598	37.818	180	23.637	219	36.143	239	249		11	1:35.587	36.632	175	23.164	223	35.791	238	249
4	1:26.702	29.172	179	22.528	220	35.002	239	249		12	1:27.956	28.926	180	22.447	224	36.583	240	249
5	1:26.190	29.004	180	22.303	224	34.883	240	249		13	1:26.042	28.797	180	22.511	224	34.734	241	251
6	1:26.277	28.876	180	22.391	225	35.010	240	251		14	1:25.821	28.546	180	22.402	225	34.873	241	251
7	1:27.598	28.890	179	23.281	221	35.427	240	251		15	1:27.449	29.246	177	23.292	220	34.911	242	251
8	1:32.336	29.380	177	22.395	225			251		16	1:32.243	28.804	180	22.444	224			252

Motorsport Festival Lausitzring

Lausitzring, length 3478 m

19. - 21.05.2017

Porsche Carrera Cup Deutschland



Lap Analysis qualifying, 20.05.2017

DMSB-Reg.No.: 140/2017

12 Jörn Schmidt-Staade , Porsche 911 GT3 Cup Amateur-Wertung / DEU theoretical besttime: 1:26.474

Lap	Time	S1	V1	S2	V2	S3	V3	Vmax	Lap	Time	S1	V1	S2	V2	S3	V3	Vmax
1	2:03.289		120	28.586	161	41.034	209		12	1:41.965	29.206	178	22.923	211			251
2	1:41.489	33.061	174	25.750	123	42.678	237	213	13	4:31.517	3:16.573	110	29.542	125	45.402	155	
3	1:32.592	31.922		23.924	219	36.746	236	247	14	1:39.997	34.265	160	25.863	119	39.869	240	151
4	1:28.634	30.140	176	22.708	222	35.786	239	247	15	1:33.779	30.646	175	23.014	219	40.119	239	251
5	1:27.928	29.548	177	22.873	221	35.507	240	249	16	1:28.358	29.408	179	22.856	222	36.094	240	250
6	1:27.072	29.020	178	22.638	222	35.414	241	250	17	1:27.412	29.250	179	22.485	222	35.677	240	251
7	1:37.909	29.213	179	22.481	222			251	18	1:26.768	28.981	180	22.515	223	35.272	240	251
8	3:24.865	2:25.459	178	22.875	223	36.531	240		19	1:26.555	28.837	180	22.562	224	35.156	241	251
9	1:27.247	29.126	179	22.542	223	35.579	239	250	20	1:26.824	28.940	179	22.683	224	35.201	238	251
10	1:26.816	28.936	179	22.597	224	35.283	241	250	21	1:47.098	32.508	179	22.794	223			224
11	1:33.585	28.840	179	22.813	225	41.932	240	252									

13 Wolfgang Triller , Porsche 911 GT3 Cup Amateur-Wertung / DEU theoretical besttime: 1:25.778

Lap	Time	S1	V1	S2	V2	S3	V3	Vmax	Lap	Time	S1	V1	S2	V2	S3	V3	Vmax
1	1:53.472		89	28.903	149	40.665	180		12	1:33.777	28.934	180	22.715	224			249
2	1:37.507	32.832	177	26.393	153	38.282	236	203	13	4:07.407	2:52.440	107	30.026	129	44.941	154	
3	1:27.329	29.584	178	22.540	222	35.205	237	246	14	1:39.778	34.106	146	25.895	149	39.777	238	151
4	1:37.899	37.646	177	24.675	217	35.578	238	247	15	1:28.593	29.652	179	23.028	221	35.913	239	248
5	1:26.765	29.195	179	22.531	221	35.039	240	248	16	1:26.486	28.868	179	22.489	223	35.129	238	248
6	1:26.319	29.020	179	22.354	222	34.945	238	249	17	1:50.818	46.624	171	24.786	162	39.408	240	249
7	1:26.231	29.069	179	22.343	224	34.819	240	249	18	1:25.988	28.673	180	22.501	224	34.814	241	249
8	1:26.583	29.089	178	22.388	223	35.106	240	250	19	1:26.245	28.890	179	22.407	223	34.948	240	251
9	1:31.402	28.927	180	22.291	221			250	20	1:26.241	28.829	177	22.361	225	35.051	240	249
10	4:22.143	3:18.448	173	24.600	181	39.095	238		21	1:44.100	32.403	148	27.520	188			249
11	1:26.872	29.227	178	22.533	221	35.112	238	248									

14 Marius Nakken , Porsche 911 GT3 Cup Rookie-Wertung / NOR theoretical besttime: 1:24.920

Lap	Time	S1	V1	S2	V2	S3	V3	Vmax	Lap	Time	S1	V1	S2	V2	S3	V3	Vmax
1	4:18.595		86	30.571	132	40.296	236		11	1:25.986	28.690	180	22.334	223	34.962	240	250
2	1:32.494	31.109	144	24.684	198	36.701	240	235	12	1:31.484	29.197	179	23.065	214			251
3	1:28.172	29.505	179	22.683	217	35.984	241	251	13	6:47.011	5:41.254	124	26.905	173	38.852	241	
4	1:27.409	28.830	177	23.085	211	35.494	240	252	14	1:35.398	31.891	145	23.388	214	40.119	242	251
5	1:26.740	28.715	180	22.744	216	35.281	241	250	15	1:27.783	29.036	178	22.456	221	36.291	242	252
6	1:26.122	28.734	179	22.269	223	35.119	240	252	16	1:25.043	28.580	179	22.061	225	34.402	242	253
7	1:25.663	28.691	180	22.136	225	34.836	240	251	17	1:25.046	28.493	180	22.170	224	34.383	244	254
8	1:26.540	28.755	180	22.382	224	35.403	241	251	18	1:31.823	28.684	180	25.775	195	37.364	242	254
9	1:26.335	28.892	180	22.354	222	35.089	240	251	19	1:25.066	28.476	180	22.081	226	34.509	243	253
10	1:25.876	28.659	179	22.427	222	34.790	240	250	20	1:46.798	30.350	176	23.077	205			250

15 Christopher Zöchling , Porsche 911 GT3 Cup / DEU theoretical besttime: 1:24.363

Lap	Time	S1	V1	S2	V2	S3	V3	Vmax	Lap	Time	S1	V1	S2	V2	S3	V3	Vmax
1	7:59.632		128	27.897	173	39.731	238		8	11:48.895	10:48	159	24.219	219	35.979	239	
2	1:27.825	30.057	178	22.728	223	35.040	240	249	9	1:26.426	29.245	179	22.327	224	34.854	240	249
3	1:25.580	28.784	180	22.244	224	34.552	241	250	10	1:25.113	28.363	180	22.307	224	34.443	241	251
4	1:24.914	28.298	180	22.068	225	34.548	241	252	11	1:24.741	28.248	180	22.110	225	34.383	240	251
5	1:24.363	28.080	180	22.000	226	34.283	241	251	12	1:24.885	28.251	180	22.175	225	34.459	242	251
6	1:24.770	28.268	180	22.061	226	34.441	241	252	13	1:25.345	28.526	179	22.071	225	34.748	208	252
7	1:28.825	28.363	178	22.130	225			252	14	1:55.767	36.511	134	29.974	146			188

16 David Kolkman , Porsche 911 GT3 Cup / DEU theoretical besttime: 1:25.254

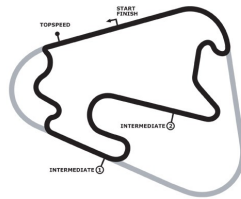
Lap	Time	S1	V1	S2	V2	S3	V3	Vmax	Lap	Time	S1	V1	S2	V2	S3	V3	Vmax
1	1:56.464		97	29.821	140	41.499	131		10	1:34.940	33.282	104	24.930	132	36.728	238	174
2	1:40.622	34.218	137	25.559	135	40.845	237	157	11	1:28.022	29.074	178	23.747	216	35.201	238	248
3	1:27.015	29.417	178	22.544	222	35.054	238	246	12	1:25.753	28.809	179	22.192	223	34.752	239	248
4	1:26.355	29.269	178	22.259	223	34.827	238	248	13	1:25.665	28.728	179	22.076	224	34.861	240	249
5	1:26.551	28.893	178	22.511	222	35.147	240	249	14	1:25.584	28.717	179	22.167	224	34.700	240	249
6	1:25.851	28.696	179	22.359	221	34.796	241	250	15	1:25.292	28.480	180	22.114	223	34.698	240	249
7	1:25.915	28.885	178	22.194	223	34.836	241	251	16	1:28.469	29.466	150	24.006	224	34.997	228	249
8	1:30.139	28.688	180	22.194	225			252	17	1:57.090	36.285	128	29.439	144			214
9	13:01.258	11:54	127	26.756	158	40.396	162										

Motorsport Festival Lausitzring

Lausitzring, length 3478 m

19. - 21.05.2017

Porsche Carrera Cup Deutschland



Lap Analysis qualifying, 20.05.2017

DMSB-Reg.No.: 140/2017

17 Max van Splunteren , Porsche 911 GT3 Cup Rookie-Wertung / NLD theoretical besttime: 1:25.110

Lap	Time	S1	V1	S2	V2	S3	V3	Vmax	Lap	Time	S1	V1	S2	V2	S3	V3	Vmax
1	4:24.696		114	30.029	146	39.312	235		11	1:26.141	28.825	180	22.325	224	34.991	241	251
2	1:30.721	31.243	178	23.585	219	35.893	240	243	12	1:31.673	28.808	180	22.367	224			252
3	1:27.560	29.460	180	22.742	222	35.358	241	251	13	6:46.475	5:38.129	132	26.878	155	41.468	170	
4	1:33.430	29.018	180	29.122	223	35.290	240	251	14	1:36.291	32.571	164	25.205	144	38.515	242	161
5	1:25.779	28.749	180	22.157	224	34.873	241	251	15	1:26.076	28.831	180	22.385	225	34.860	242	254
6	1:26.150	28.723	180	22.531	222	34.896	241	252	16	1:25.335	28.598	181	22.101	226	34.636	242	253
7	1:26.069	28.933	180	22.210	225	34.926	242	251	17	1:25.919	28.993	179	22.348	225	34.578	243	253
8	1:26.474	29.088	180	22.330	224	35.056	241	252	18	1:25.112	28.514	181	22.103	227	34.495	245	254
9	1:27.315	28.852	180	22.867	224	35.596	241	251	19	1:25.739	28.831	180	22.333	225	34.575	242	255
10	1:26.756	29.041	180	22.370	224	35.345	240	251	20	1:45.409	30.433	171	24.029	191			247

20 Henric Skoog , Porsche 911 GT3 Cup Rookie-Wertung / SWE theoretical besttime: 1:25.259

Lap	Time	S1	V1	S2	V2	S3	V3	Vmax	Lap	Time	S1	V1	S2	V2	S3	V3	Vmax
1	8:04.599		107	25.916	201	39.017	228		8	8:44.167	7:39.667	140	26.218	152	38.282	238	
2	1:32.671	32.188	139	24.670	216	35.813	240	233	9	1:30.496	32.347	178	22.911	222	35.238	241	249
3	1:26.122	28.956	179	22.273	224	34.893	241	250	10	1:26.724	29.040	177	22.201	224	35.483	240	251
4	1:25.677	28.766	178	22.191	222	34.720	242	251	11	1:26.582	28.753	177	22.999	220	34.830	240	250
5	1:27.297	28.536	179	23.180	190	35.581	239	252	12	1:25.608	28.652	179	22.306	223	34.650	240	251
6	1:26.090	28.881	179	22.370	221	34.839	240	249	13	1:25.259	28.515	180	22.174	222	34.570	241	251
7	1:32.492	29.555	179	23.136	215			249	14	1:35.045	28.579	178	24.409	194			251

26 Ryan Cullen , Porsche 911 GT3 Cup / GBR theoretical besttime: 1:25.097

Lap	Time	S1	V1	S2	V2	S3	V3	Vmax	Lap	Time	S1	V1	S2	V2	S3	V3	Vmax
1	7:10.116		158	26.600	200	38.719	228		8	10:13.378	9:11.066	127	25.479	212	36.833	237	
2	1:30.040	31.168	176	23.495	217	35.377	238	236	9	1:29.175	30.692	177	23.297	218	35.186	238	246
3	1:26.283	28.925	179	22.188	224	35.170	240	248	10	1:25.978	28.663	180	22.596	208	34.719	239	248
4	1:36.405	36.861	152	24.155	219	35.389	239	249	11	1:25.568	28.578	180	22.556	224	34.434	240	249
5	1:25.814	28.863	179	22.254	222	34.697	240	249	12	1:25.895	28.839	178	22.426	222	34.630	240	251
6	1:25.607	28.802	180	22.193	222	34.612	240	250	13	1:25.505	28.750	180	22.085	224	34.670	240	251
7	1:33.405	28.746	180	22.395	223			251	14	1:44.272	34.191	168	24.359	211			250

27 Kim André Hauschild , Porsche 911 GT3 Cup / DEU theoretical besttime: 1:25.747

Lap	Time	S1	V1	S2	V2	S3	V3	Vmax	Lap	Time	S1	V1	S2	V2	S3	V3	Vmax
1	2:05.721		91	32.055	131	44.133	207		12	1:34.199	31.401	176	23.633	212	39.165	239	249
2	1:43.020	35.577	118	27.043	163	40.400	238	193	13	1:28.176	29.673	179	22.876	222	35.627	240	249
3	1:36.070	30.359	178	23.358	182	42.353	240	248	14	1:27.045	29.436	181	22.306	225	35.303	241	251
4	1:33.124	29.364	180	22.588	226	41.172	240	250	15	1:30.363	28.900	180	22.804	221	38.659	241	251
5	1:26.704	29.186	179	22.329	224	35.189	242	250	16	1:26.752	29.059	181	22.203	225	35.490	242	252
6	1:26.432	28.960	180	22.263	226	35.209	244	251	17	1:26.156	28.913	180	22.186	225	35.057	242	253
7	1:26.069	29.059	180	22.107	225	34.903	242	255	18	1:26.390	29.048	179	22.382	225	34.960	243	254
8	1:26.260	28.737	180	22.324	224	35.199	241	252	19	1:36.411	35.030	165	23.608	221	37.773	242	232
9	1:26.670	29.129	179	22.332	225	35.209	240	251	20	1:26.290	28.839	180	22.364	224	35.087	242	252
10	1:36.367	29.026	180	22.304	225			251	21	1:33.708	29.230	178	26.102	173	38.376	199	252
11	5:29.250	4:17.944	125	26.146	189	45.160	238		22	1:57.632	36.079	130	31.630	133			186

33 Stefan Rehkopf , Porsche 911 GT3 Cup Amateur-Wertung / DEU theoretical besttime: 1:26.595

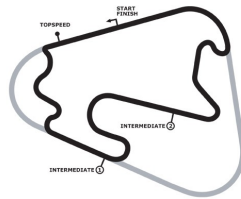
Lap	Time	S1	V1	S2	V2	S3	V3	Vmax	Lap	Time	S1	V1	S2	V2	S3	V3	Vmax
1	2:09.641		141	31.339	115	42.184	231		10	3:58.831	2:52.231	117	27.427	137	39.173	235	
2	1:49.853	34.348	121	29.341	160	46.164	236	237	11	1:34.975	32.092	175	25.471	159	37.412	238	245
3	1:41.272	33.850	168	31.442	214	35.980	238	246	12	1:27.970	29.479	179	22.776	220	35.715	239	247
4	1:34.908	29.851	176	23.664	218			248	13	1:28.149	29.415	177	22.589	221	36.145	239	249
5	3:34.965	2:35.680	168	23.572	218	35.713	240		14	1:27.252	29.504	179	22.570	222	35.178	240	249
6	1:28.439	29.392	176	23.223	217	35.824	240	250	15	1:27.528	29.531	178	22.670	223	35.327	240	249
7	1:27.396	29.581	176	22.591	221	35.224	241	251	16	1:26.942	29.297	178	22.558	223	35.087	240	249
8	1:26.870	29.122	177	22.386	224	35.362	239	251	17	1:42.811	31.583	163	25.975	213			250
9	1:35.465	29.958	168	24.047	216			248									

Motorsport Festival Lausitzring

Lausitzring, length 3478 m

19. - 21.05.2017

Porsche Carrera Cup Deutschland



Lap Analysis qualifying, 20.05.2017

DMSB-Reg.No.: 140/2017

41 Ronja Assmann , Porsche 911 GT3 Cup Amateur-Wertung / DEU theoretical besttime: 1:27.449

Lap	Time	S1	V1	S2	V2	S3	V3	Vmax	Lap	Time	S1	V1	S2	V2	S3	V3	Vmax
1	2:14.726		101	32.635	118	41.922	233		12	1:29.318	30.661	176	22.683	222	35.974	237	249
2	1:36.747	32.810	158	26.024	185	37.913	238	243	13	1:28.892	30.366	177	22.742	221	35.784	238	248
3	1:31.309	31.610	175	23.449	220	36.250	237	248	14	1:28.011	29.981	177	22.556	222	35.474	240	248
4	1:30.242	30.535	175	23.141	219	36.566	238	247	15	1:33.535	30.329	177	23.017	219			249
5	1:29.204	29.992	177	23.073	218	36.139	238	248	16	3:56.892	2:47.681	107	28.948	144	40.263	228	
6	1:28.692	30.163	176	22.762	222	35.767	240	248	17	1:30.679	31.117	176	23.101	221	36.461	242	238
7	1:28.103	30.063	177	22.757	222	35.283	241	251	18	1:27.980	29.610	177	22.867	221	35.503	240	252
8	1:28.879	30.109	176	23.008	218	35.762	240	251	19	1:41.361	41.062	177	23.624	220	36.675	238	251
9	1:34.296	30.947	175	23.003	219			249	20	1:28.287	29.997	176	22.761	221	35.529	238	248
10	3:14.306	2:15.331	124	23.214	223	35.761	240		21	1:44.047	32.717	156	25.230	198			247
11	1:28.311	29.754	177	22.739	222	35.818	238	249									

42 Matthias Jeserich , Porsche 911 GT3 Cup Amateur-Wertung / DEU theoretical besttime: 1:26.551

Lap	Time	S1	V1	S2	V2	S3	V3	Vmax	Lap	Time	S1	V1	S2	V2	S3	V3	Vmax
1	2:13.468		113	32.621	110	43.141	222		10	1:34.323	32.583	173	24.920	168	36.820	237	207
2	1:44.778	32.953	123	28.377	135	43.448	229	227	11	1:29.805	30.315	176	23.163	217	36.327	238	248
3	1:32.458	31.201	176	23.345	221	37.912	239	237	12	1:27.271	29.390	178	22.626	223	35.255	238	248
4	1:28.958	29.980	174	23.361	221	35.617	240	249	13	1:26.880	29.177	179	22.676	223	35.027	240	249
5	1:27.201	29.342	177	22.771	219	35.088	239	249	14	1:27.229	29.562	179	22.642	223	35.025	241	250
6	1:27.244	29.317	176	22.483	222	35.444	240	250	15	1:37.607	33.677	138	26.402	175	37.528	238	236
7	1:27.101	29.362	177	22.619	223	35.120	240	251	16	1:26.782	29.150	179	22.376	224	35.256	240	249
8	1:39.513	31.138	156	25.472	197			250	17	1:47.802	33.644	143	26.478	138			241
9	5:09.322	4:04.202	154	26.001	172	39.119	196										

87 Michael Ammermüller , Porsche 911 GT3 Cup / DEU theoretical besttime: 1:24.193

Lap	Time	S1	V1	S2	V2	S3	V3	Vmax	Lap	Time	S1	V1	S2	V2	S3	V3	Vmax
1	8:04.267		160	26.424	203	39.381	233		9	1:35.886	32.484	166	24.936	158	38.466	239	178
2	1:32.171	32.216	135	24.392	200	35.563	239	242	10	1:25.114	28.490	180	22.146	224	34.478	240	249
3	1:26.378	29.143	178	22.506	222	34.729	240	248	11	1:24.580	28.205	180	22.138	223	34.237	240	251
4	1:25.658	28.632	179	22.292	221	34.734	240	249	12	1:24.721	28.157	180	22.198	224	34.366	242	251
5	1:25.028	28.385	179	22.117	223	34.526	240	251	13	1:26.748	28.202	180	22.092	225	36.454	242	252
6	1:24.701	28.383	180	21.931	224	34.387	240	250	14	1:24.407	28.047	180	21.909	226	34.451	241	252
7	1:31.742	28.332	180	22.171	223			251	15	1:46.789	30.466	173	23.355	193			251
8	10:28.814	9:23.286	157	26.540	195	38.988	175										

93 Nick Yelloly , Porsche 911 GT3 Cup / GBR theoretical besttime: 1:24.675

Lap	Time	S1	V1	S2	V2	S3	V3	Vmax	Lap	Time	S1	V1	S2	V2	S3	V3	Vmax
1	8:16.189		128	27.631	206	39.882	224		9	8:15.361	7:13.273	150	25.008	210	37.080	233	
2	1:32.902	31.849	175	24.037	216	37.016	238	235	10	1:27.733	29.848	177	22.593	221	35.292	238	240
3	1:25.883	28.984	178	22.221	221	34.678	239	248	11	1:25.278	28.668	179	22.025	224	34.585	239	248
4	1:25.233	28.567	179	22.068	223	34.598	239	249	12	1:24.956	28.421	179	22.013	223	34.522	240	249
5	1:26.731	29.336	177	22.425	223	34.970	239	249	13	1:24.690	28.290	179	21.898	224	34.502	241	251
6	1:24.926	28.490	179	21.918	224	34.518	240	249	14	1:31.919	29.291	177	22.873	221	39.755	239	251
7	1:25.118	28.443	179	22.106	223	34.569	238	249	15	1:24.792	28.407	179	21.898	224	34.487	240	249
8	1:30.281	29.304	179	22.251	223			248	16	1:39.394	32.322	160	24.218	209			248

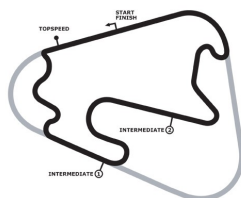
Motorsport Festival Lausitzring

Lausitzring, length 3478 m

19. - 21.05.2017

Porsche Carrera Cup Deutschland

Best Sector Times qualifying



DMSB-Reg.No.: 140/2017

Pos.	sector 1			sector 2			sector 3			theoretical and best lap time				
	No	Driver	Time	No	Driver	Time	No	Driver	Time	No	Driver	theoretical	Best	Pos
1	87	Ammermüller M.	28.047	5	Engelhart C.	21.726	5	Engelhart C.	34.089	5	Engelhart C.	1:23.931	1:24.185	1
2	15	Zöchling C.	28.080	1	Olsen D.	21.883	87	Ammermüller M.	34.237	87	Ammermüller M.	1:24.193	1:24.407	3
3	5	Engelhart C.	28.116	93	Yelloly N.	21.898	1	Olsen D.	34.258	15	Zöchling C.	1:24.363	1:24.363	2
4	2	Preining T.	28.184	87	Ammermüller M.	21.909	2	Preining T.	34.272	1	Olsen D.	1:24.410	1:24.461	4
5	4	Piana G.	28.264	3	Rettenbacher L.	21.926	15	Zöchling C.	34.283	2	Preining T.	1:24.431	1:24.523	5
6	1	Olsen D.	28.269	4	Piana G.	21.970	4	Piana G.	34.380	4	Piana G.	1:24.614	1:24.960	7
7	93	Yelloly N.	28.290	2	Preining T.	21.975	14	Nakken M.	34.383	93	Yelloly N.	1:24.675	1:24.690	6
8	14	Nakken M.	28.476	15	Zöchling C.	22.000	26	Cullen R.	34.434	14	Nakken M.	1:24.920	1:25.043	8
9	16	Kolkman D.	28.480	10	Ten Voorde L.	22.060	93	Yelloly N.	34.487	10	Ten Voorde L.	1:25.040	1:25.197	11
10	10	Ten Voorde L.	28.483	14	Nakken M.	22.061	17	van Splunteren M.	34.495	3	Rettenbacher L.	1:25.050	1:25.065	9
11	17	van Splunteren M.	28.514	16	Kolkman D.	22.076	10	Ten Voorde L.	34.497	26	Cullen R.	1:25.097	1:25.505	14
12	20	Skoog H.	28.515	26	Cullen R.	22.085	3	Rettenbacher L.	34.516	17	van Splunteren M.	1:25.110	1:25.112	10
13	11	Gonda R.	28.546	17	van Splunteren M.	22.101	20	Skoog H.	34.570	16	Kolkman D.	1:25.254	1:25.292	13
14	26	Cullen R.	28.578	27	Hauschild K.	22.107	16	Kolkman D.	34.698	20	Skoog H.	1:25.259	1:25.259	12
15	3	Rettenbacher L.	28.608	20	Skoog H.	22.174	11	Gonda R.	34.734	11	Gonda R.	1:25.583	1:25.821	16
16	13	Triller W.	28.673	6	Rivas C.	22.271	6	Rivas C.	34.739	6	Rivas C.	1:25.742	1:25.744	15
17	6	Rivas C.	28.732	13	Triller W.	22.291	13	Triller W.	34.814	27	Hauschild K.	1:25.747	1:26.069	18
18	27	Hauschild K.	28.737	11	Gonda R.	22.303	9	Nathan W.	34.836	13	Triller W.	1:25.778	1:25.988	17
19	12	Schmidt-Staade J.	28.837	42	Jeserich M.	22.376	27	Hauschild K.	34.903	12	Schmidt-Staade J.	1:26.474	1:26.555	19
20	8	Sager P.	29.012	33	Rehkopf S.	22.386	42	Jeserich M.	35.025	9	Nathan W.	1:26.508	1:26.604	20
21	33	Rehkopf S.	29.122	8	Sager P.	22.448	8	Sager P.	35.054	8	Sager P.	1:26.514	1:26.632	21
22	9	Nathan W.	29.125	12	Schmidt-Staade J.	22.481	33	Rehkopf S.	35.087	42	Jeserich M.	1:26.551	1:26.782	22
23	42	Jeserich M.	29.150	9	Nathan W.	22.547	12	Schmidt-Staade J.	35.156	33	Rehkopf S.	1:26.595	1:26.870	23
24	41	Assmann R.	29.610	41	Assmann R.	22.556	41	Assmann R.	35.283	41	Assmann R.	1:27.449	1:27.980	24

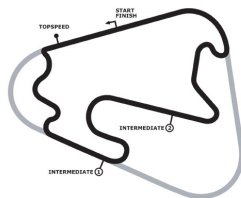
Motorsport Festival Lausitzring

Lausitzring, length 3478 m

19. - 21.05.2017

Porsche Carrera Cup Deutschland

Topspeed qualifying, 20.05.2017



DMSB-Reg.No.: 140/2017

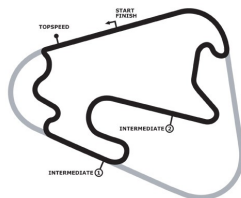
Car No.	Driver	Make	Speed km/h
10	Larry Ten Voorde	Porsche 911 GT3 Cup	256
17	Max van Splunteren	Porsche 911 GT3 Cup	255
27	Kim André Hauschild	Porsche 911 GT3 Cup	255
14	Marius Nakken	Porsche 911 GT3 Cup	254
5	Christian Engelhart	Porsche 911 GT3 Cup	254
4	Gabriele Piana	Porsche 911 GT3 Cup	254
2	Thomas Preining	Porsche 911 GT3 Cup	253
3	Luca Rettenbacher	Porsche 911 GT3 Cup	253
41	Ronja Assmann	Porsche 911 GT3 Cup	252
12	Jörn Schmidt-Staade	Porsche 911 GT3 Cup	252
16	David Kolkman	Porsche 911 GT3 Cup	252
6	Carlos Rivas	Porsche 911 GT3 Cup	252
15	Christopher Zöchling	Porsche 911 GT3 Cup	252
8	Philipp Sager	Porsche 911 GT3 Cup	252
20	Henric Skoog	Porsche 911 GT3 Cup	252
87	Michael Ammermüller	Porsche 911 GT3 Cup	252
1	Dennis Olsen	Porsche 911 GT3 Cup	252
11	Richard Gonda	Porsche 911 GT3 Cup	252
9	Wolf Nathan	Porsche 911 GT3 Cup	251
42	Matthias Jeserich	Porsche 911 GT3 Cup	251
33	Stefan Rehkopf	Porsche 911 GT3 Cup	251
13	Wolfgang Triller	Porsche 911 GT3 Cup	251
93	Nick Yelloly	Porsche 911 GT3 Cup	251
26	Ryan Cullen	Porsche 911 GT3 Cup	251

Motorsport Festival Lausitzring

Lausitzring, length 3478 m

19. - 21.05.2017


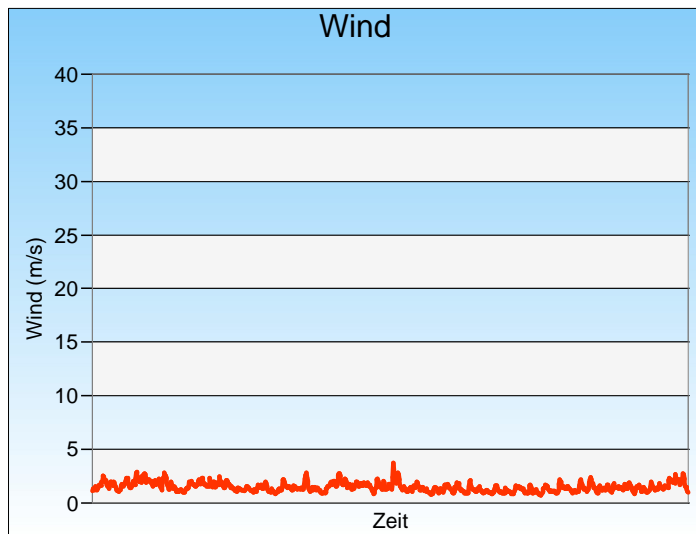
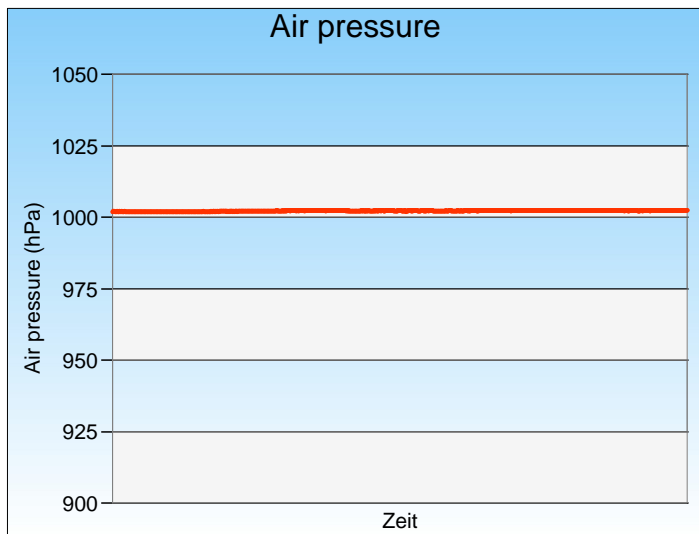
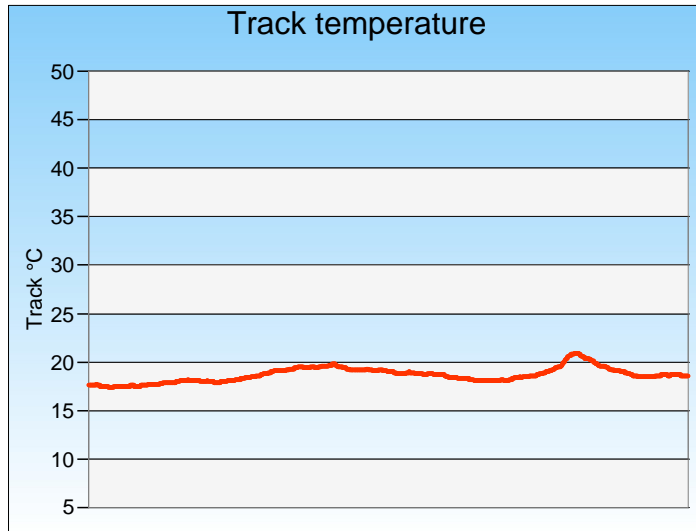
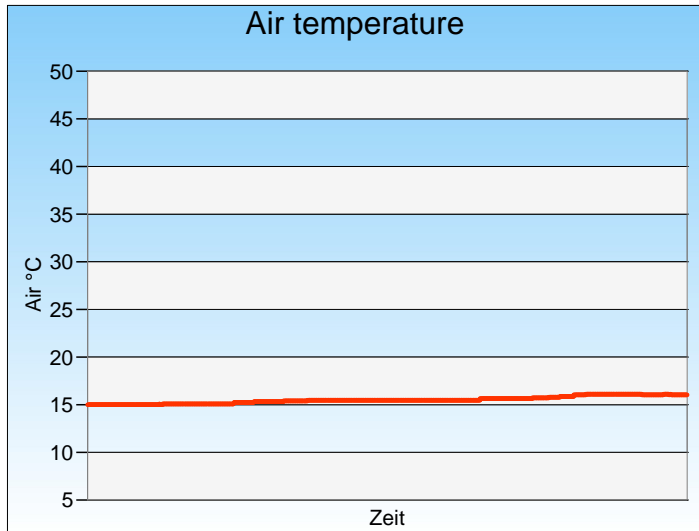
Porsche Carrera Cup Deutschland



Weather qualifying

DMSB-Reg.No.: 140/2017

20.05.2017, 09:20:00 - 9:55:00



Weather:

cloudy

