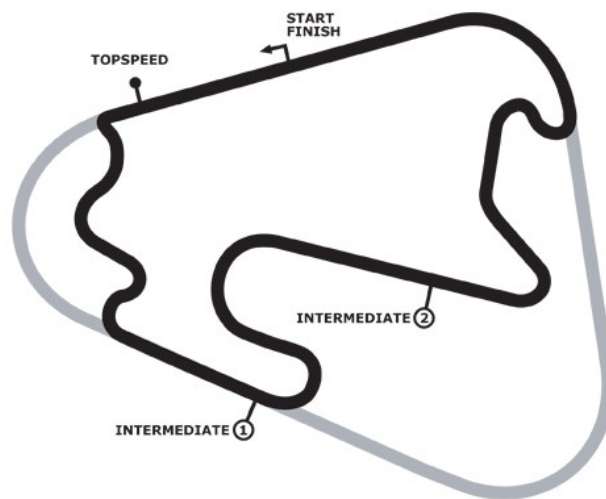




## Motorsport Festival Lausitzring

race 1



**Lausitzring 3478 m**

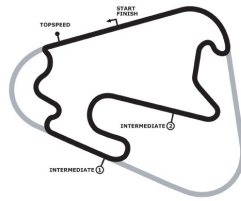
**19. - 21.05.2017**

# Motorsport Festival Lausitzring

Lausitzring, length 3478 m

19. - 21.05.2017

## Porsche Carrera Cup Deutschland



### Result race 1, 20.05.2017

DMSB-Reg.No.: 140/2017

started : 24

classified : 23

not classified : 1

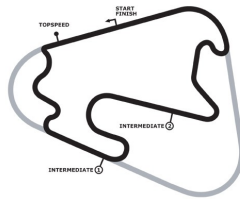
Pos	No.	Cl.	R	Entrant Driver, Place	Sponsor Make	Lap	Time total	Interval GAP	Avg. Total	fastest Avg.	at Lap	Pts Pts Cl
1	1			Konrad Motorsport Dennis Olsen / NOR	Porsche 911 GT3 Cup	18	25:56.317		144.813	1:25.726 146.056	10	25
2	5			BLACK FALCON Christian Engelhart / DEU	Porsche 911 GT3 Cup	18	25:56.456	00.139 00.139	144.800	1:25.502 146.439	9	20
3	87			raceunion Huber Racing Michael Ammermüller / DEU	Porsche 911 GT3 Cup	18	25:57.190	00.873 00.734	144.731	1:25.521 146.406	10	16
4	15			MRS GT-Racing Christopher Zöchling / AUT	Porsche 911 GT3 Cup	18	26:05.090	08.773 07.900	144.001	1:25.748 146.019	6	13
5	2	R		Konrad Motorsport Thomas Preining / AUT	Porsche 911 GT3 Cup	18	26:07.154	10.837 02.064	143.811	1:25.913 145.738	6	11 25
6	93			Team Deutsche Post by Project 1 Nick Yelloly / GBR	Porsche 911 GT3 Cup	18	26:10.324	14.007 03.170	143.521	1:25.885 145.786	5	10
7	3			Konrad Motorsport Luca Rettenbacher / AUT	Porsche 911 GT3 Cup	18	26:10.506	14.189 00.182	143.504	1:26.046 145.513	15	9
8	17	R		MRS GT-Racing Max van Splunteren / NLD	Porsche 911 GT3 Cup	18	26:17.042	20.725 06.536	142.910	1:26.227 145.207	14	8 20
9	16			Team Deutsche Post by Project 1 David Kolkmann / DEU	Porsche 911 GT3 Cup	18	26:18.469	22.152 01.427	142.780	1:26.586 144.605	6	7
10	14	R		MRS GT-Racing Marius Nakken / NOR	Porsche 911 GT3 Cup	18	26:18.765	22.448 00.296	142.754	1:26.383 144.945	10	6 16
11	4			RN Vision Team BLACK FALCON Gabriele Piana / ITA	Porsche 911 GT3 Cup	18	26:19.214	22.897 00.449	142.713	1:26.373 144.962	14	5
12	26			raceunion Huber Racing Ryan Cullen / GBR	Porsche 911 GT3 Cup	18	26:20.516	24.199 01.302	142.595	1:26.393 144.928	14	4
13	20	R		raceunion Huber Racing Henric Skoog / SWE	Porsche 911 GT3 Cup	18	26:20.752	24.435 00.236	142.574	1:26.461 144.814	14	3 13
14	10	R		Team Deutsche Post by Project 1 Larry Ten Voorde / NLD	Porsche 911 GT3 Cup	18	26:21.314	24.997 00.562	142.523	1:25.868 145.815	14	2 11
15	11	R		ZeLe-Racing Richard Gonda / SVK	Porsche 911 GT3 Cup	18	26:30.655	34.338 09.341	141.687	1:26.897 144.088	15	1 10
16	13	AM		Huber Racing by TriSpa Wolfgang Triller / DEU	Porsche 911 GT3 Cup	18	26:31.586	35.269 00.931	141.604	1:26.925 144.041	16	15
17	27			Speed Lover Kim André Hauschild / DEU	Porsche 911 GT3 Cup	18	26:32.006	35.689 00.420	141.566	1:27.177 143.625	14	
18	6	AM		BLACK FALCON Carlos Rivas / LUX	Porsche 911 GT3 Cup	18	26:46.607	50.290 14.601	140.280	1:27.545 143.021	12	12
19	9	AM		Huber Racing by TriSpa Wolf Nathan / NLD	Porsche 911 GT3 Cup	18	26:54.229	57.912 07.622	139.617	1:27.595 142.940	12	9
20	8	AM		ZeLe-Racing Philipp Sager / AUT	Porsche 911 GT3 Cup	18	26:55.730	59.413 01.501	139.488	1:27.736 142.710	8	7
21	12	AM		Cito Pretiosa Jörn Schmidt-Staade / DEU	Porsche 911 GT3 Cup	18	26:56.150	59.833 00.420	139.451	1:28.108 142.107	12	5
22	33	AM		Cito Pretiosa Stefan Rehkopf / DEU	Porsche 911 GT3 Cup	18	26:57.975	1:01.658 01.825	139.294	1:27.996 142.288	7	4
23	41	AM		Cito Pretiosa Ronja Assmann / DEU	Porsche 911 GT3 Cup	18	26:58.605	1:02.288 00.630	139.240	1:28.225 141.919	12	3
<b>NOT CLASSIFIED</b>												
42	AM			Huber Racing by TriSpa Matthias Jeserich / DEU	Porsche 911 GT3 Cup	0	00.000	18 Runden	0.000	00.000 0.000		

# Motorsport Festival Lausitzring

Lausitzring, length 3478 m

19. - 21.05.2017

## Porsche Carrera Cup Deutschland



### Result race 1, 20.05.2017

**DMSB**-Reg.No.: 140/2017

started : 24      classified : 23      not classified : 1

Pos	No.	Cl.	R	Entrant Driver, Place	Sponsor Make	Lap	Time total	Interval GAP	Avg. Total	fastest Avg.	at Lap	Pts Cl	Pts Cl
-----	-----	-----	---	--------------------------	-----------------	-----	------------	-----------------	---------------	-----------------	-----------	-----------	-----------

fastest lap: 5 Engelhart Christian 1:25.502 =146.439 km/h

**Subject to final scrutineering !**

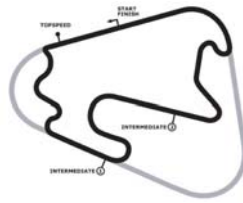
Issued:	Clerk of the Course:	Timekeeper:
---------	----------------------	-------------

# Motorsport Festival Lausitzring

Lausitzring, length 3478 m

19. - 21.05.2017

Porsche Carrera Cup Deutschland



## Result Class Amateur race 1

DMSB-Reg.No.: 140/2017

POS	No	Cl.	Driver, Place	Entrant Sponsor	Laps	Time	Gap	Int	Avg Total	Best Avg
-----	----	-----	---------------	-----------------	------	------	-----	-----	-----------	----------

### Amateur-Wertung

**Started: 8**

**Classified: 7**

**Not Classified: 1**

1	13	AM	Wolfgang Triller	Huber Racing by TriSpa	18	26:31.586			141.604	1:26.925	16
2	6	AM	Carlos Rivas	BLACK FALCON	18	26:46.607	15.021		140.280	1:27.545	12
3	9	AM	Wolf Nathan	Huber Racing by TriSpa	18	26:54.229	22.643		139.617	1:27.595	12
4	8	AM	Philipp Sager	ZeLe-Racing	18	26:55.730	24.144		139.488	1:27.736	8
5	12	AM	Jörn Schmidt-Staade	Cito Pretiosa	18	26:56.150	24.564		139.451	1:28.108	12
6	33	AM	Stefan Rehkopf	Cito Pretiosa	18	26:57.975	26.389		139.294	1:27.996	7
7	41	AM	Ronja Assmann	Cito Pretiosa	18	26:58.605	27.019		139.240	1:28.225	12

### NOT CLASSIFIED

42	AM	Matthias Jeserich	Huber Racing by TriSpa	0	00.000	18 Rd.	0.000	00.000
----	----	-------------------	------------------------	---	--------	--------	-------	--------

**Fastest Lapttime: 13 Triller Wolfgang 1:26.925 = 144.041 km/h**

**subject to final scrutineering**

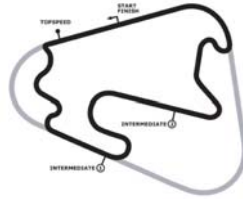
Issued:	- Clerk of the Course:	- Timekeeper:
---------	------------------------	---------------

# Motorsport Festival Lausitzring

Lausitzring, length 3478 m

19. - 21.05.2017

Porsche Carrera Cup Deutschland



## Result Class Rookie race 1

DMSB-Reg.No.: 140/2017

POS	No	Cl.	Driver, Place	Entrant Sponsor	Laps	Time	Gap	Avg Int	Avg Total	Best Avg
<b>Rookie-Wertung</b>										
<b>Started: 6</b>			<b>Classified: 6</b>			<b>Not Classified: 0</b>				
1	2	R	Thomas Preining	Konrad Motorsport	18	<b>26:07.154</b>		143.811	1:25.913	6
2	17	R	Max van Splunteren	MRS GT-Racing	18	<b>26:17.042</b>	09.888	142.910	1:26.227	14
3	14	R	Marius Nakken	MRS GT-Racing	18	<b>26:18.765</b>	11.611	142.754	1:26.383	10
4	20	R	Henric Skoog	raceunion Huber Racing	18	<b>26:20.752</b>	13.598	142.574	1:26.461	14
5	10	R	Larry Ten Voorde	Team Deutsche Post by Project 1	18	<b>26:21.314</b>	14.160	142.523	1:25.868	14
6	11	R	Richard Gonda	Zele-Racing	18	<b>26:30.655</b>	23.501	141.687	1:26.897	15

**Fastest Lapttime: 10 Ten Voorde Larry 1:25.868 = 145.815 km/h**

**subject to final scrutineering**

Issued:

- Clerk of the Course:

- Timekeeper:

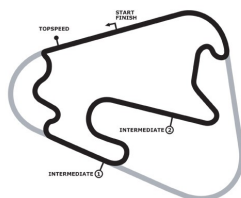
# Motorsport Festival Lausitzring

Lausitzring, length 3478 m

19. - 21.05.2017

Porsche Carrera Cup Deutschland

Lap by Lap race 1, 20.05.2017



DMSB-Reg.No.: 140/2017

1 Dennis Olsen , Porsche 911 GT3 Cup / NOR															
1	1:31.958	2	1:26.858	3	1:26.310	4	1:26.209	5	1:25.988	6	1:26.258	7	1:26.026	8	1:26.015
9	1:25.878	10	<b>1:25.726</b>	11	1:25.960	12	1:25.950	13	1:25.909	14	1:25.795	15	1:25.997	16	1:26.293
17	1:26.520	18	1:26.667												

2 Thomas Preining , Porsche 911 GT3 Cup Rookie-Wertung / AUT															
1	1:33.706	2	1:27.338	3	1:26.295	4	1:26.347	5	1:26.066	6	<b>1:25.913</b>	7	1:26.382	8	1:26.270
9	1:26.819	10	1:27.214	11	1:26.702	12	1:26.920	13	1:27.009	14	1:26.797	15	1:26.731	16	1:27.386
17	1:26.435	18	1:26.824												

3 Luca Rettenbacher , Porsche 911 GT3 Cup / AUT															
1	1:35.591	2	1:27.082	3	1:28.496	4	1:26.489	5	1:26.476	6	1:26.466	7	1:26.498	8	1:26.541
9	1:26.353	10	1:26.699	11	1:26.764	12	1:26.628	13	1:26.433	14	1:26.508	15	<b>1:26.046</b>	16	1:27.241
17	1:27.775	18	1:26.420												

4 Gabriele Piana , Porsche 911 GT3 Cup / ITA															
1	1:38.128	2	1:28.654	3	1:27.750	4	1:27.268	5	1:26.601	6	1:26.828	7	1:26.497	8	1:27.054
9	1:26.582	10	1:27.111	11	1:26.597	12	1:26.687	13	1:26.923	14	<b>1:26.373</b>	15	1:26.908	16	1:28.931
17	1:27.173	18	1:27.149												

5 Christian Engelhart , Porsche 911 GT3 Cup / DEU															
1	1:32.361	2	1:26.823	3	1:26.327	4	1:26.340	5	1:26.096	6	1:26.015	7	1:27.108	8	1:25.862
9	<b>1:25.502</b>	10	1:25.789	11	1:25.634	12	1:25.701	13	1:26.172	14	1:25.709	15	1:25.826	16	1:26.207
17	1:26.293	18	1:26.691												

6 Carlos Rivas , Porsche 911 GT3 Cup Amateur-Wertung / LUX															
1	1:41.258	2	1:29.325	3	1:29.138	4	1:28.551	5	1:28.888	6	1:29.890	7	1:28.186	8	1:28.886
9	1:29.187	10	1:28.013	11	1:28.588	12	<b>1:27.545</b>	13	1:28.885	14	1:27.980	15	1:27.593	16	1:28.048
17	1:28.009	18	1:28.637												

8 Philipp Sager , Porsche 911 GT3 Cup Amateur-Wertung / AUT															
1	1:48.544	2	1:28.374	3	1:29.041	4	1:28.767	5	1:28.565	6	1:28.009	7	1:27.856	8	<b>1:27.736</b>
9	1:28.399	10	1:28.470	11	1:29.988	12	1:28.531	13	1:28.882	14	1:28.933	15	1:28.658	16	1:29.566
17	1:28.975	18	1:28.436												

9 Wolf Nathan , Porsche 911 GT3 Cup Amateur-Wertung / NLD															
1	1:44.832	2	1:28.635	3	1:28.701	4	1:28.096	5	1:27.709	6	1:29.511	7	1:29.142	8	1:28.003
9	1:29.379	10	1:28.400	11	1:30.190	12	<b>1:27.595</b>	13	1:28.717	14	1:28.029	15	1:30.580	16	1:30.147
17	1:28.139	18	1:28.424												

10 Larry Ten Voorde , Porsche 911 GT3 Cup Rookie-Wertung / NLD															
1	1:34.132	2	1:27.681	3	1:28.887	4	1:26.398	5	1:26.699	6	1:26.242	7	1:26.732	pit	1:28.763
9	1:40.031	10	1:25.872	11	1:26.836	12	1:26.301	13	1:26.242	14	<b>1:25.868</b>	15	1:26.100	16	1:26.481
17	1:26.163	18	1:25.886												

11 Richard Gonda , Porsche 911 GT3 Cup Rookie-Wertung / SVK															
1	1:39.124	2	1:28.888	3	1:28.281	4	1:27.961	5	1:27.858	6	1:27.363	7	1:27.088	8	1:27.297
9	1:26.951	10	1:27.343	11	1:29.035	12	1:28.131	13	1:27.351	14	1:27.165	15	<b>1:26.897</b>	16	1:27.550
17	1:27.626	18	1:28.746												

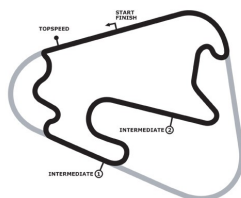
# Motorsport Festival Lausitzring

Lausitzring, length 3478 m

19. - 21.05.2017

Porsche Carrera Cup Deutschland

Lap by Lap race 1, 20.05.2017



DMSB-Reg.No.: 140/2017

12 Jörn Schmidt-Staade , Porsche 911 GT3 Cup Amateur-Wertung / DEU															
1	1:40.335	2	1:30.002	3	1:29.243	4	1:28.341	5	1:29.008	6	1:28.616	7	1:28.509	8	1:29.427
9	1:29.323	10	1:29.357	11	1:29.546	12	<b>1:28.108</b>	13	1:28.437	14	1:28.357	15	1:29.085	16	1:29.597
17	1:29.133	18	1:31.726												

13 Wolfgang Triller , Porsche 911 GT3 Cup Amateur-Wertung / DEU															
1	1:39.983	2	1:29.396	3	1:28.282	4	1:28.310	5	1:27.816	6	1:28.320	7	1:27.759	8	1:27.762
9	1:27.700	10	1:27.824	11	1:27.508	12	1:27.461	13	1:27.152	14	1:27.050	15	1:27.477	16	<b>1:26.925</b>
17	1:27.310	18	1:27.551												

14 Marius Nakken , Porsche 911 GT3 Cup Rookie-Wertung / NOR															
1	1:35.985	2	1:27.364	3	1:28.554	4	1:27.744	5	1:26.440	6	1:26.827	7	1:26.791	8	1:26.690
9	1:26.507	10	<b>1:26.383</b>	11	1:26.953	12	1:26.935	13	1:27.058	14	1:26.703	15	1:27.631	16	1:27.657
17	1:27.208	18	1:29.335												

15 Christopher Zöchling , Porsche 911 GT3 Cup / AUT															
1	1:34.860	2	1:27.317	3	1:26.975	4	1:26.026	5	1:26.086	6	<b>1:25.748</b>	7	1:25.912	8	1:25.942
9	1:26.439	10	1:27.200	11	1:26.911	12	1:26.809	13	1:27.028	14	1:26.727	15	1:26.815	16	1:26.353
17	1:25.898	18	1:26.044												

16 David Kolkmann , Porsche 911 GT3 Cup / DEU															
1	1:37.144	2	1:28.408	3	1:27.918	4	1:26.853	5	1:26.740	6	<b>1:26.586</b>	7	1:26.777	8	1:27.056
9	1:26.948	10	1:26.660	11	1:26.763	12	1:26.700	13	1:26.823	14	1:26.774	15	1:27.040	16	1:28.648
17	1:26.852	18	1:27.779												

17 Max van Splunteren , Porsche 911 GT3 Cup Rookie-Wertung / NLD															
1	1:37.104	2	1:29.334	3	1:27.632	4	1:26.780	5	1:26.758	6	1:26.759	7	1:26.496	8	1:26.820
9	1:27.180	10	1:26.798	11	1:26.994	12	1:26.908	13	1:26.805	14	<b>1:26.227</b>	15	1:26.826	16	1:27.748
17	1:26.430	18	1:27.443												

20 Henric Skoog , Porsche 911 GT3 Cup Rookie-Wertung / SWE															
1	1:37.341	2	1:28.985	3	1:28.048	4	1:26.856	5	1:26.844	6	1:26.888	7	1:26.583	8	1:26.807
9	1:26.732	10	1:27.250	11	1:27.324	12	1:26.469	13	1:27.420	14	<b>1:26.461</b>	15	1:27.470	16	1:28.100
17	1:28.048	18	1:27.126												

26 Ryan Cullen , Porsche 911 GT3 Cup / GBR															
1	1:37.669	2	1:29.515	3	1:27.746	4	1:27.085	5	1:26.946	6	1:26.785	7	1:26.702	8	1:26.578
9	1:26.867	10	1:27.164	11	1:26.889	12	1:26.747	13	1:27.138	14	<b>1:26.393</b>	15	1:26.807	16	1:28.313
17	1:28.024	18	1:27.148												

27 Kim André Hauschild , Porsche 911 GT3 Cup / DEU															
1	1:39.407	2	1:28.886	3	1:28.470	4	1:28.096	5	1:27.510	6	1:27.893	7	1:27.181	8	1:27.405
9	1:27.512	10	1:28.313	11	1:28.252	12	1:27.824	13	1:27.401	14	<b>1:27.177</b>	15	1:27.263	16	1:27.513
17	1:27.501	18	1:28.402												

33 Stefan Rehkopf , Porsche 911 GT3 Cup Amateur-Wertung / DEU															
1	1:41.766	2	1:29.173	3	1:29.349	4	1:28.266	5	1:28.929	6	1:28.881	7	<b>1:27.996</b>	8	1:29.398
9	1:30.925	10	1:28.419	11	1:29.939	12	1:28.653	13	1:29.033	14	1:28.816	15	1:28.616	16	1:30.301
17	1:31.072	18	1:28.443												

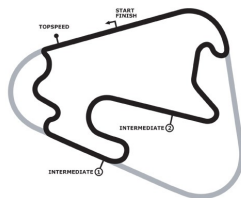
# Motorsport Festival Lausitzring

Lausitzring, length 3478 m

19. - 21.05.2017

Porsche Carrera Cup Deutschland

Lap by Lap race 1, 20.05.2017



DMSB-Reg.No.: 140/2017

41 Ronja Assmann , Porsche 911 GT3 Cup Amateur-Wertung / DEU															
1	1:46.187	2	1:29.821	3	1:29.601	4	1:30.273	5	1:28.449	6	1:28.564	7	1:28.425	8	1:28.295
9	1:29.092	10	1:28.494	11	1:28.454	12	<b>1:28.225</b>	13	1:28.458	14	1:28.352	15	1:28.521	16	1:29.716
17	1:31.148	18	1:28.530												

87 Michael Ammermüller , Porsche 911 GT3 Cup / DEU															
1	1:32.952	2	1:26.719	3	1:26.340	4	1:26.457	5	1:26.193	6	1:25.972	7	1:26.903	8	1:26.067
9	1:25.770	10	<b>1:25.521</b>	11	1:26.086	12	1:25.937	13	1:25.670	14	1:25.670	15	1:25.920	16	1:26.051
17	1:26.050	18	1:26.912												

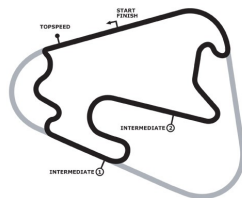
93 Nick Yelloly , Porsche 911 GT3 Cup / GBR															
1	1:34.621	2	1:27.333	3	1:30.534	4	1:26.853	5	<b>1:25.885</b>	6	1:26.137	7	1:26.054	8	1:26.678
9	1:26.185	10	1:26.683	11	1:26.841	12	1:26.599	13	1:26.530	14	1:26.483	15	1:26.460	16	1:26.640
17	1:26.949	18	1:26.859												

# Motorsport Festival Lausitzring

Lausitzring, length 3478 m

19. - 21.05.2017

Porsche Carrera Cup Deutschland



## Lap Analysis race 1, 20.05.2017

DMSB-Reg.No.: 140/2017

1 Dennis Olsen , Porsche 911 GT3 Cup / NOR										theoretical besttime: 1:25.628								
Lap	Time	S1	V1	S2	V2	S3	V3	Vmax		Lap	Time	S1	V1	S2	V2	S3	V3	Vmax
1	1:31.958	34.541	179	22.438	221	34.979	238			10	<b>1:25.726</b>	<b>28.625</b>	180	22.251	223	34.850	239	249
2	1:26.858	29.225	179	22.577	222	35.056	238	248		11	1:25.960	28.809	180	22.321	223	34.830	238	249
3	1:26.310	28.904	<b>180</b>	22.431	223	34.975	239	249		12	1:25.950	28.806	180	22.215	<b>224</b>	34.929	240	250
4	1:26.209	28.896	180	22.442	222	34.871	239	249		13	1:25.909	28.776	178	22.272	223	34.861	240	250
5	1:25.988	28.726	179	22.342	222	34.920	239	249		14	1:25.795	28.764	180	<b>22.198</b>	224	34.833	240	250
6	1:26.258	28.853	180	22.447	222	34.958	239	249		15	1:25.997	28.732	180	22.302	223	34.963	240	251
7	1:26.026	28.885	180	22.251	222	34.890	239	248		16	1:26.293	28.879	180	22.348	223	35.066	240	251
8	1:26.015	28.772	179	22.346	222	34.897	240	249		17	1:26.520	28.913	179	22.459	223	35.148	<b>242</b>	250
9	1:25.878	28.662	179	22.334	222	34.882	240	249		18	1:26.667	29.425	180	22.437	223	<b>34.805</b>	241	<b>252</b>

2 Thomas Preining , Porsche 911 GT3 Cup Rookie-Wertung / AUT										theoretical besttime: 1:25.728								
Lap	Time	S1	V1	S2	V2	S3	V3	Vmax		Lap	Time	S1	V1	S2	V2	S3	V3	Vmax
1	1:33.706	35.785	179	22.772	222	35.149	241			10	1:27.214	29.550	178	22.424	223	35.240	241	252
2	1:27.338	29.506	179	22.685	221	35.147	241	251		11	1:26.702	29.239	178	22.493	223	34.970	241	251
3	1:26.295	28.997	179	22.438	222	34.860	241	251		12	1:26.920	29.201	179	22.362	224	35.357	241	251
4	1:26.347	29.016	178	22.354	223	34.977	242	252		13	1:27.009	29.305	178	22.605	223	35.099	241	252
5	1:26.066	28.997	179	22.302	<b>224</b>	<b>34.767</b>	242	252		14	1:26.797	29.201	179	22.527	222	35.069	241	251
6	<b>1:25.913</b>	<b>28.666</b>	179	22.376	224	34.871	241	253		15	1:26.731	29.317	179	22.397	224	35.017	241	251
7	1:26.382	29.005	178	22.307	223	35.070	<b>243</b>	252		16	1:27.386	29.885	<b>180</b>	22.502	224	34.999	242	252
8	1:26.270	29.075	179	<b>22.295</b>	224	34.900	243	<b>254</b>		17	1:26.435	28.903	178	22.453	222	35.079	243	253
9	1:26.819	28.829	179	22.363	222	35.627	241	254		18	1:26.824	29.021	179	22.594	224	35.209	240	253

3 Luca Rettenbacher , Porsche 911 GT3 Cup / AUT										theoretical besttime: 1:25.897								
Lap	Time	S1	V1	S2	V2	S3	V3	Vmax		Lap	Time	S1	V1	S2	V2	S3	V3	Vmax
1	1:35.591	37.651	178	22.731	222	35.209	241			10	1:26.699	28.990	180	22.632	223	35.077	241	251
2	1:27.082	29.287	<b>180</b>	22.644	223	35.151	<b>243</b>	252		11	1:26.764	29.194	180	22.598	223	34.972	241	252
3	1:28.496	30.156	165	23.159	223	35.181	243	253		12	1:26.628	29.056	180	22.590	223	34.982	241	251
4	1:26.489	29.295	180	22.335	<b>225</b>	<b>34.859</b>	242	254		13	1:26.433	29.121	180	22.401	224	34.911	241	252
5	1:26.476	29.168	180	22.258	225	35.050	243	254		14	1:26.508	29.127	180	22.483	224	34.898	241	252
6	1:26.466	29.062	180	22.283	224	35.121	242	<b>255</b>		15	<b>1:26.046</b>	28.971	180	<b>22.163</b>	225	34.912	242	251
7	1:26.498	<b>28.875</b>	180	22.535	223	35.088	243	253		16	1:27.241	29.458	180	22.706	224	35.077	241	252
8	1:26.541	29.071	180	22.511	224	34.959	241	255		17	1:27.775	29.578	176	23.051	225	35.146	243	252
9	1:26.353	28.972	180	22.284	223	35.097	240	251		18	1:26.420	29.081	180	22.319	225	35.020	243	254

4 Gabriele Piana , Porsche 911 GT3 Cup / ITA										theoretical besttime: 1:26.103								
Lap	Time	S1	V1	S2	V2	S3	V3	Vmax		Lap	Time	S1	V1	S2	V2	S3	V3	Vmax
1	1:38.128	39.342	176	23.345	221	35.441	242			10	1:27.111	29.532	180	22.524	225	35.055	<b>246</b>	257
2	1:28.654	30.507	177	22.896	222	35.251	243	254		11	1:26.597	29.142	180	22.422	225	35.033	243	257
3	1:27.750	29.687	<b>180</b>	22.593	225	35.470	243	254		12	1:26.687	<b>28.822</b>	180	<b>22.408</b>	225	35.457	244	255
4	1:27.268	29.357	179	22.519	<b>226</b>	35.392	243	255		13	1:26.923	29.116	180	22.580	225	35.227	244	255
5	1:26.601	29.136	179	22.538	224	34.927	244	255		14	<b>1:26.373</b>	28.903	180	22.597	225	<b>34.873</b>	244	257
6	1:26.828	29.174	179	22.659	225	34.995	245	256		15	1:26.908	28.902	179	22.418	225	35.588	243	255
7	1:26.497	29.071	180	22.486	225	34.940	245	<b>257</b>		16	1:28.931	30.381	177	23.221	224	35.329	242	255
8	1:27.054	29.261	180	22.537	225	35.256	243	257		17	1:27.173	29.605	180	22.488	224	35.080	243	254
9	1:26.582	29.077	180	22.506	225	34.999	244	255		18	1:27.149	29.154	180	22.589	225	35.406	244	254

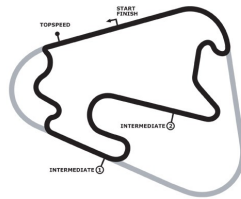
5 Christian Engelhart , Porsche 911 GT3 Cup / DEU										theoretical besttime: 1:25.326								
Lap	Time	S1	V1	S2	V2	S3	V3	Vmax		Lap	Time	S1	V1	S2	V2	S3	V3	Vmax
1	1:32.361	35.071	179	22.435	223	34.855	241			10	1:25.789	28.682	180	22.227	223	34.880	242	253
2	1:26.823	29.280	180	22.658	222	34.885	242	252		11	1:25.634	28.735	180	22.192	225	34.707	242	252
3	1:26.327	29.186	180	22.272	224	34.869	242	252		12	1:25.701	28.696	<b>181</b>	22.323	224	<b>34.682</b>	243	252
4	1:26.340	28.886	180	22.546	223	34.908	242	253		13	1:26.172	28.860	180	22.279	225	35.033	242	254
5	1:26.096	28.966	180	22.304	223	34.826	242	253		14	1:25.709	28.711	181	22.248	224	34.750	243	253
6	1:26.015	28.763	180	22.366	224	34.886	242	252		15	1:25.826	<b>28.528</b>	181	22.354	225	34.944	242	254
7	1:27.108	29.243	179	22.851	223	35.014	241	252		16	1:26.207	28.892	180	22.344	225	34.971	243	254
8	1:25.862	28.833	180	22.247	225	34.782	242	252		17	1:26.293	28.895	181	22.455	<b>226</b>	34.943	<b>244</b>	254
9	<b>1:25.502</b>	28.703	180	<b>22.116</b>	224	34.683	242	252		18	1:26.691	29.561	181	22.432	226	34.698	244	<b>255</b>

# Motorsport Festival Lausitzring

Lausitzring, length 3478 m

19. - 21.05.2017

Porsche Carrera Cup Deutschland



## Lap Analysis race 1, 20.05.2017

DMSB-Reg.No.: 140/2017

6 Carlos Rivas , Porsche 911 GT3 Cup Amateur-Wertung / LUX										theoretical besttime: 1:27.392								
Lap	Time	S1	V1	S2	V2	S3	V3	Vmax		Lap	Time	S1	V1	S2	V2	S3	V3	Vmax
1	1:41.258	41.429	174	23.785	213	36.044	240			10	1:28.013	29.574	180	22.951	222	35.488	241	252
2	1:29.325	30.048	178	23.080	215	36.197	243	251		11	1:28.588	29.589	177	23.404	211	35.595	240	251
3	1:29.138	29.827	177	23.157	<b>223</b>	36.154	<b>244</b>	255		12	<b>1:27.545</b>	29.470	179	22.766	222	<b>35.309</b>	241	251
4	1:28.551	29.804	178	22.731	222	36.016	243	<b>256</b>		13	1:28.885	30.430	177	22.936	223	35.519	240	251
5	1:28.888	29.571	179	22.733	223	36.584	242	255		14	1:27.980	29.748	177	22.758	221	35.474	240	251
6	1:29.890	30.910	178	23.153	221	35.827	242	254		15	1:27.593	29.470	178	<b>22.661</b>	222	35.462	240	251
7	1:28.186	29.523	178	22.777	222	35.886	242	252		16	1:28.048	29.722	178	22.782	223	35.544	240	251
8	1:28.886	<b>29.422</b>	179	23.372	218	36.092	243	253		17	1:28.009	29.514	178	22.977	220	35.518	240	251
9	1:29.187	30.425	<b>180</b>	23.323	221	35.439	242	254		18	1:28.637	30.119	177	22.876	222	35.642	239	251

8 Philipp Sager , Porsche 911 GT3 Cup Amateur-Wertung / AUT										theoretical besttime: 1:27.507								
Lap	Time	S1	V1	S2	V2	S3	V3	Vmax		Lap	Time	S1	V1	S2	V2	S3	V3	Vmax
1	1:48.544	42.429	147	29.977	215	36.138	238			10	1:28.470	29.578	178	22.936	223	35.956	241	251
2	1:28.374	29.743	177	23.018	220	35.613	240	248		11	1:29.988	30.452	<b>179</b>	23.287	223	36.249	242	252
3	1:29.041	29.719	177	23.485	221	35.837	241	251		12	1:28.531	29.984	178	22.725	<b>224</b>	35.822	242	253
4	1:28.767	30.161	177	22.788	220	35.818	238	253		13	1:28.882	29.859	179	23.054	223	35.969	<b>243</b>	252
5	1:28.565	29.673	177	23.081	218	35.811	239	249		14	1:28.933	29.664	179	23.195	222	36.074	242	<b>254</b>
6	1:28.009	29.441	178	22.922	219	35.646	238	249		15	1:28.658	29.627	179	22.983	223	36.048	242	253
7	1:27.856	29.416	178	22.701	221	35.739	240	249		16	1:29.566	29.648	178	23.723	218	36.195	239	253
8	<b>1:27.736</b>	29.343	178	22.866	221	<b>35.527</b>	240	251		17	1:28.975	30.386	179	22.805	222	35.784	241	249
9	1:28.399	29.444	178	22.948	221	36.007	241	251		18	1:28.436	<b>29.319</b>	179	<b>22.661</b>	224	36.456	240	252

9 Wolf Nathan , Porsche 911 GT3 Cup Amateur-Wertung / NLD										theoretical besttime: 1:27.393								
Lap	Time	S1	V1	S2	V2	S3	V3	Vmax		Lap	Time	S1	V1	S2	V2	S3	V3	Vmax
1	1:44.832	42.387	122	26.422	215	36.023	240			10	1:28.400	29.491	<b>180</b>	23.288	222	35.621	243	253
2	1:28.635	29.967	177	23.122	218	35.546	240	250		11	1:30.190	31.213	179	23.110	222	35.867	241	<b>255</b>
3	1:28.701	29.432	179	22.971	218	36.298	241	251		12	<b>1:27.595</b>	29.368	180	22.610	223	35.617	243	252
4	1:28.096	29.708	177	22.800	221	35.588	241	252		13	1:28.717	29.979	178	22.907	222	35.831	242	255
5	1:27.709	29.364	179	<b>22.555</b>	<b>224</b>	35.790	<b>243</b>	252		14	1:28.029	29.456	179	22.823	223	35.750	243	253
6	1:29.511	30.666	178	22.837	222	36.008	243	254		15	1:30.580	31.868	178	22.845	223	35.867	241	255
7	1:29.142	30.680	177	22.705	222	35.757	242	254		16	1:30.147	30.609	168	23.540	222	35.998	241	252
8	1:28.003	29.332	178	22.938	222	35.733	243	252		17	1:28.139	29.765	179	22.732	222	35.642	242	251
9	1:29.379	30.447	179	23.411	224	<b>35.521</b>	242	254		18	1:28.424	<b>29.317</b>	180	23.354	221	35.753	240	252

10 Larry Ten Voorde , Porsche 911 GT3 Cup Rookie-Wertung / NLD										theoretical besttime: 1:25.761								
Lap	Time	S1	V1	S2	V2	S3	V3	Vmax		Lap	Time	S1	V1	S2	V2	S3	V3	Vmax
1	1:34.132	36.243	178	22.651	224	35.238	241			10	1:25.872	<b>28.693</b>	179	22.295	223	34.884	242	<b>254</b>
2	1:27.681	29.594	178	22.777	222	35.310		253		11	1:26.836	29.031	180	22.708	224	35.097	241	253
3	1:28.887	30.814	178	22.854	222	35.219	242	251		12	1:26.301	28.884	179	22.343	<b>226</b>	35.074	241	252
4	1:26.398	29.058	179	22.451	224	34.889	242	252		13	1:26.242	28.932	179	22.325	224	34.985	242	251
5	1:26.699	28.915	178	22.708	221	35.076	241	252		14	<b>1:25.868</b>	28.769	179	22.269	223	<b>34.830</b>	241	252
6	1:26.242	28.983	179	22.327	224	34.932	241	252		15	1:26.100	28.796	179	22.408	223	34.896	242	252
7	1:26.732	28.968	179	22.436	223	35.328	241	252		16	1:26.481	28.948	180	22.453	224	35.080	241	253
8	1:28.763	28.902	<b>180</b>	22.291	224			252		17	1:26.163	28.833	180	22.343	224	34.987	243	252
9	1:40.031	42.385	178	22.492	222	35.154	243			18	1:25.886	28.712	180	<b>22.238</b>	226	34.936	<b>245</b>	254

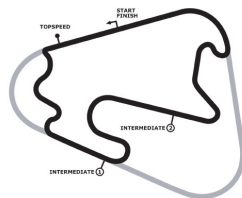
11 Richard Gonda , Porsche 911 GT3 Cup Rookie-Wertung / SVK										theoretical besttime: 1:26.770								
Lap	Time	S1	V1	S2	V2	S3	V3	Vmax		Lap	Time	S1	V1	S2	V2	S3	V3	Vmax
1	1:39.124	39.570	177	23.638	221	35.916	<b>242</b>			10	1:27.343	29.125	178	22.865	222	35.353	241	251
2	1:28.888	30.173	179	23.140	222	35.575	242	252		11	1:29.035	29.140	180	24.269	222	35.626	240	251
3	1:28.281	30.053	<b>180</b>	22.842	222	35.386	242	<b>254</b>		12	1:28.131	<b>29.040</b>	180	23.144	223	35.947	241	251
4	1:27.961	29.454	179	23.004	222	35.503	241	252		13	1:27.351	29.263	180	22.849	<b>224</b>	35.239	241	252
5	1:27.858	29.549	179	22.770	222	35.539	241	252		14	1:27.165	29.255	179	22.719	223	35.191	241	252
6	1:27.363	29.195	179	22.819	222	35.349	240	251		15	<b>1:26.897</b>	29.048	179	22.690	222	<b>35.159</b>	241	251
7	1:27.088	29.118	178	<b>22.571</b>	223	35.399	240	251		16	1:27.550	29.258	179	22.984	222	35.308	241	251
8	1:27.297	29.337	177	22.724	223	35.236	241	251		17	1:27.626	29.266	180	22.981	222	35.379	241	250
9	1:26.951	29.113	178	22.621	222	35.217	240	251		18	1:28.746	29.279	180	24.077	222	35.390	241	252

# Motorsport Festival Lausitzring

Lausitzring, length 3478 m

19. - 21.05.2017

Porsche Carrera Cup Deutschland



## Lap Analysis race 1, 20.05.2017

DMSB-Reg.No.: 140/2017

### 12 Jörn Schmidt-Staade , Porsche 911 GT3 Cup Amateur-Wertung / DEU theoretical besttime: 1:27.915

Lap	Time	S1	V1	S2	V2	S3	V3	Vmax	Lap	Time	S1	V1	S2	V2	S3	V3	Vmax
1	1:40.335	40.187	178	23.659	<b>223</b>	36.489	<b>242</b>		10	1:29.357	29.861	178	23.672	221	35.824	241	251
2	1:30.002	30.447	178	23.282	223	36.273	241	<b>254</b>	11	1:29.546	30.664	177	22.902	223	35.980	241	252
3	1:29.243	29.880	177	23.112	221	36.251	242	252	12	<b>1:28.108</b>	29.536	177	<b>22.823</b>	222	35.749	241	252
4	1:28.341	29.488	178	22.962	222	35.891	241	252	13	1:28.437	29.724	179	23.032	221	<b>35.681</b>	241	252
5	1:29.008	29.664	177	22.873	222	36.471	241	252	14	1:28.357	29.494	179	23.040	221	35.823	241	251
6	1:28.616	29.703	176	22.924	222	35.989	240	252	15	1:29.085	30.320	178	22.928	222	35.837	240	251
7	1:28.509	29.553	177	22.889	222	36.067	241	251	16	1:29.597	29.710	174	23.441	221	36.446	240	250
8	1:29.427	<b>29.411</b>	<b>179</b>	23.940	221	36.076	240	251	17	1:29.133	29.770	177	23.042	221	36.321	240	250
9	1:29.323	30.067	177	23.018	220	36.238	241	250	18	1:31.726	29.938	178	24.353	221	37.435	242	251

### 13 Wolfgang Triller , Porsche 911 GT3 Cup Amateur-Wertung / DEU theoretical besttime: 1:26.881

Lap	Time	S1	V1	S2	V2	S3	V3	Vmax	Lap	Time	S1	V1	S2	V2	S3	V3	Vmax
1	1:39.983	40.361	177	23.600	223	36.022	241		10	1:27.824	29.766	179	22.715	222	35.343	240	251
2	1:29.396	30.399	179	22.993	218	36.004	241	251	11	1:27.508	29.450	179	22.708	221	35.350	240	251
3	1:28.282	29.783	179	22.684	224	35.815	241	252	12	1:27.461	29.432	<b>180</b>	22.608	222	35.421	241	251
4	1:28.310	29.689	177	22.760	223	35.861	240	251	13	1:27.152	29.248	179	22.542	222	35.362	241	252
5	1:27.816	29.480	178	22.675	221	35.661	240	251	14	1:27.050	<b>29.083</b>	179	22.497	224	35.470	241	251
6	1:28.320	29.865	178	22.712	222	35.743	241	252	15	1:27.477	29.438	179	22.569	223	35.470	241	251
7	1:27.759	29.477	178	22.713	221	35.569	240	251	16	<b>1:26.925</b>	29.127	179	<b>22.484</b>	223	<b>35.314</b>	241	252
8	1:27.762	29.681	179	22.513	222	35.568	239	250	17	1:27.310	29.212	179	22.600	223	35.498	<b>243</b>	253
9	1:27.700	29.370	178	22.792	221	35.538	241	249	18	1:27.551	29.366	180	22.697	<b>226</b>	35.488	241	<b>254</b>

### 14 Marius Nakken , Porsche 911 GT3 Cup Rookie-Wertung / NOR theoretical besttime: 1:26.218

Lap	Time	S1	V1	S2	V2	S3	V3	Vmax	Lap	Time	S1	V1	S2	V2	S3	V3	Vmax
1	1:35.985	37.088	179	23.101	219	35.796	242		10	<b>1:26.383</b>	28.867	180	22.482	223	35.034	242	252
2	1:27.364	29.540	179	22.720	222	35.104	243	254	11	1:26.953	28.964	180	<b>22.474</b>	224	35.515	241	253
3	1:28.554	29.866	179	23.176	220	35.512	242	254	12	1:26.935	28.933	179	22.728	222	35.274	241	252
4	1:27.744	29.066	178	22.616	223	36.062	243	254	13	1:27.058	29.188	179	22.650	222	35.220	242	254
5	1:26.440	28.958	<b>180</b>	22.518	<b>224</b>	<b>34.964</b>	242	<b>255</b>	14	1:26.703	28.965	179	22.488	223	35.250	242	252
6	1:26.827	29.020	179	22.593	222	35.214	242	254	15	1:27.631	29.182	179	22.947	216	35.502	241	254
7	1:26.791	28.956	179	22.639	222	35.196	241	254	16	1:27.657	29.539	180	22.709	221	35.409	240	252
8	1:26.690	28.852	179	22.669	223	35.169	242	253	17	1:27.208	29.033	180	22.624	221	35.551	242	252
9	1:26.507	<b>28.780</b>	179	22.712	222	35.015	241	253	18	1:29.335	30.539	180	22.807	221	35.989	<b>244</b>	252

### 15 Christopher Zöchling , Porsche 911 GT3 Cup / AUT theoretical besttime: 1:25.600

Lap	Time	S1	V1	S2	V2	S3	V3	Vmax	Lap	Time	S1	V1	S2	V2	S3	V3	Vmax
1	1:34.860	36.803	179	22.731	224	35.326	242		10	1:27.200	29.767	179	22.493	225	34.940	243	255
2	1:27.317	29.346	<b>180</b>	22.689	222	35.282	<b>246</b>	253	11	1:26.911	29.298	180	22.541	<b>226</b>	35.072	243	252
3	1:26.975	29.530	179	22.466	225	34.979	241	<b>255</b>	12	1:26.809	29.020	179	22.411	225	35.378	244	254
4	1:26.026	28.707	179	22.493	224	<b>34.826</b>	241	251	13	1:27.028	29.243	179	22.627	226	35.158	243	255
5	1:26.086	28.760	178	22.314	225	35.012	240	251	14	1:26.727	29.100	179	22.542	225	35.085	244	255
6	<b>1:25.748</b>	28.545	179	<b>22.251</b>	223	34.952	241	252	15	1:26.815	29.272	180	22.548	225	34.995	243	255
7	1:25.912	28.566	180	22.373	224	34.973	241	252	16	1:26.353	28.948	180	22.442	224	34.963	240	254
8	1:25.942	28.715	180	22.263	225	34.964	243	252	17	1:25.898	<b>28.523</b>	180	22.482	224	34.893	241	251
9	1:26.439	28.567	180	22.306	224	35.566	243	254	18	1:26.044	28.639	180	22.430	224	34.975	241	252

### 16 David Kolkman , Porsche 911 GT3 Cup / DEU theoretical besttime: 1:26.391

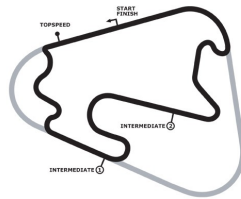
Lap	Time	S1	V1	S2	V2	S3	V3	Vmax	Lap	Time	S1	V1	S2	V2	S3	V3	Vmax
1	1:37.144	38.279	178	22.911	223	35.954	241		10	1:26.660	29.153	179	22.386	224	35.121	241	252
2	1:28.408	30.121	179	22.813	221	35.474	240	252	11	1:26.763	29.071	179	22.375	225	35.317	241	252
3	1:27.918	29.653	175	22.946	224	35.319	242	251	12	1:26.700	29.130	179	22.331	224	35.239	242	252
4	1:26.853	29.106	178	22.490	224	35.257	242	<b>254</b>	13	1:26.823	<b>28.994</b>	179	22.462	225	35.367	242	253
5	1:26.740	29.112	179	22.388	224	35.240	<b>243</b>	254	14	1:26.774	29.052	179	22.476	224	35.246	242	253
6	<b>1:26.586</b>	29.189	178	<b>22.324</b>	<b>225</b>	<b>35.073</b>	243	254	15	1:27.040	29.016	<b>180</b>	22.406	224	35.618	243	253
7	1:26.777	29.097	178	22.398	224	35.282	242	254	16	1:28.648	30.540	180	22.813	225	35.295	242	253
8	1:27.056	29.288	177	22.496	223	35.272	242	254	17	1:26.852	29.215	179	22.473	225	35.164	243	253
9	1:26.948	29.210	179	22.338	225	35.400	241	252	18	1:27.779	29.623	180	22.639	225	35.517	242	253

# Motorsport Festival Lausitzring

Lausitzring, length 3478 m

19. - 21.05.2017

Porsche Carrera Cup Deutschland



## Lap Analysis race 1, 20.05.2017

DMSB-Reg.No.: 140/2017

### 17 Max van Splunteren , Porsche 911 GT3 Cup Rookie-Wertung / NLD theoretical besttime: 1:26.044

Lap	Time	S1	V1	S2	V2	S3	V3	Vmax	Lap	Time	S1	V1	S2	V2	S3	V3	Vmax
1	1:37.104	37.966	179	23.144	222	35.994	238		10	1:26.798	29.354	180	22.585	224	<b>34.859</b>	243	256
2	1:29.334	29.924	179	23.012	219	36.398	244	246	11	1:26.994	29.188	181	22.511	224	35.295	243	255
3	1:27.632	29.424	179	22.750	222	35.458	243	255	12	1:26.908	28.838	181	22.530	225	35.540	243	254
4	1:26.780	29.117	180	22.491	224	35.172	244	255	13	1:26.805	28.942	180	22.608	225	35.255	243	255
5	1:26.758	28.932	180	22.574	223	35.252	244	256	14	<b>1:26.227</b>	28.827	181	<b>22.364</b>	225	35.036	244	255
6	1:26.759	28.934	<b>181</b>	22.677	222	35.148	244	255	15	1:26.826	28.954	181	22.565	224	35.307	246	256
7	1:26.496	<b>28.821</b>	181	22.555	224	35.120	244	255	16	1:27.748	29.954	181	22.672	225	35.122	242	258
8	1:26.820	29.063	181	22.509	<b>226</b>	35.248	<b>246</b>	256	17	1:26.430	28.872	180	22.459	224	35.099	246	254
9	1:27.180	29.340	180	22.689	225	35.151	243	<b>258</b>	18	1:27.443	29.723	180	22.534	225	35.186	243	257

### 20 Henric Skoog , Porsche 911 GT3 Cup Rookie-Wertung / SWE theoretical besttime: 1:26.145

Lap	Time	S1	V1	S2	V2	S3	V3	Vmax	Lap	Time	S1	V1	S2	V2	S3	V3	Vmax
1	1:37.341	38.605	178	22.942	220	35.794	243		10	1:27.250	29.584	178	<b>22.303</b>	225	35.363	242	255
2	1:28.985	30.215	<b>180</b>	22.781	222	35.989	240	254	11	1:27.324	29.701	179	22.506	224	35.117	242	253
3	1:28.048	29.769	180	22.778	223	35.501	243	251	12	1:26.469	29.138	179	22.303	225	<b>35.028</b>	244	254
4	1:26.856	29.062	180	22.513	222	35.281	244	254	13	1:27.420	29.226	179	23.007	222	35.187	243	256
5	1:26.844	29.082	179	22.457	224	35.305	243	255	14	<b>1:26.461</b>	<b>28.814</b>	180	22.521	223	35.126	243	254
6	1:26.888	29.186	179	22.475	225	35.227	243	254	15	1:27.470	29.756	180	22.634	225	35.080	244	254
7	1:26.583	28.922	178	22.497	225	35.164	243	255	16	1:28.100	29.196	178	23.277	225	35.627	245	255
8	1:26.807	29.137	179	22.511	223	35.159	243	254	17	1:28.048	29.709	180	23.011	225	35.328	244	<b>257</b>
9	1:26.732	29.028	180	22.455	224	35.249	244	255	18	1:27.126	29.144	180	22.655	<b>226</b>	35.327	<b>246</b>	257

### 26 Ryan Cullen , Porsche 911 GT3 Cup / GBR theoretical besttime: 1:26.322

Lap	Time	S1	V1	S2	V2	S3	V3	Vmax	Lap	Time	S1	V1	S2	V2	S3	V3	Vmax
1	1:37.669	38.964	178	23.131	222	35.574	243		10	1:27.164	29.456	180	22.595	224	35.113	244	255
2	1:29.515	31.534	175	22.856	222	35.125	243	255	11	1:26.889	29.302	180	22.553	224	35.034	244	255
3	1:27.746	29.548	180	22.812	224	35.386	244	255	12	1:26.747	29.125	180	22.493	225	35.129	243	256
4	1:27.085	29.316	180	<b>22.414</b>	<b>226</b>	35.355	244	255	13	1:27.138	29.134	179	22.727	224	35.277	245	255
5	1:26.946	29.465	178	22.463	225	35.018	243	255	14	<b>1:26.393</b>	<b>28.977</b>	<b>181</b>	22.485	225	<b>34.931</b>	245	256
6	1:26.785	29.036	180	22.538	226	35.211	244	254	15	1:26.807	29.201	180	22.597	223	35.009	243	257
7	1:26.702	29.023	180	22.477	225	35.202	243	255	16	1:28.313	29.402	178	23.325	225	35.586	243	254
8	1:26.578	29.074	179	22.472	225	35.032	<b>245</b>	255	17	1:28.024	29.795	179	22.963	223	35.266	242	255
9	1:26.867	29.263	180	22.451	225	35.153	243	<b>257</b>	18	1:27.148	29.107	180	22.781	222	35.260	243	254

### 27 Kim André Hauschild , Porsche 911 GT3 Cup / DEU theoretical besttime: 1:27.033

Lap	Time	S1	V1	S2	V2	S3	V3	Vmax	Lap	Time	S1	V1	S2	V2	S3	V3	Vmax
1	1:39.407	39.884	178	23.629	222	35.894	<b>244</b>		10	1:28.313	29.945	177	22.761	223	35.607	241	252
2	1:28.886	30.118	179	23.116	223	35.652	244	255	11	1:28.252	29.411	179	22.895	223	35.946	242	253
3	1:28.470	29.994	<b>180</b>	22.864	224	35.612	244	<b>256</b>	12	1:27.824	29.440	178	22.703	225	35.681	242	254
4	1:28.096	29.401	180	22.740	<b>225</b>	35.955	242	255	13	1:27.401	29.417	180	22.513	224	35.471	242	254
5	1:27.510	29.280	179	22.767	225	35.463	243	254	14	<b>1:27.177</b>	29.303	180	22.442	223	35.432	242	254
6	1:27.893	29.686	179	22.754	223	35.453	242	254	15	1:27.263	<b>29.192</b>	180	22.665	224	<b>35.406</b>	242	253
7	1:27.181	29.299	179	<b>22.435</b>	225	35.447	243	253	16	1:27.513	29.359	180	22.657	224	35.497	241	252
8	1:27.405	29.354	179	22.547	225	35.504	242	254	17	1:27.501	29.310	180	22.672	223	35.519	242	252
9	1:27.512	29.258	180	22.738	223	35.516	241	253	18	1:28.402	29.460	180	22.847	223	36.095	243	254

### 33 Stefan Rehkopf , Porsche 911 GT3 Cup Amateur-Wertung / DEU theoretical besttime: 1:27.850

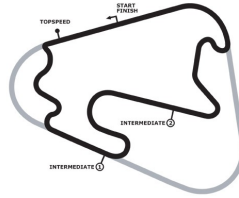
Lap	Time	S1	V1	S2	V2	S3	V3	Vmax	Lap	Time	S1	V1	S2	V2	S3	V3	Vmax
1	1:41.766	42.086	175	23.645	214	36.035	242		10	1:28.419	29.554	179	23.107	221	35.758	243	254
2	1:29.173	30.145	177	23.125	221	35.903	243	252	11	1:29.939	30.767	176	23.167	221	36.005	242	253
3	1:29.349	30.047	176	22.962	216	36.340	243	<b>255</b>	12	1:28.653	29.837	<b>180</b>	23.023	222	35.793	242	252
4	1:28.266	29.694	178	22.815	222	35.757	<b>244</b>	254	13	1:29.033	29.976	179	23.120	223	35.937	241	252
5	1:28.929	29.950	177	22.913	223	36.066	243	254	14	1:28.816	29.815	178	23.085	221	35.916	241	252
6	1:28.881	30.122	178	23.095	222	<b>35.664</b>	242	255	15	1:28.616	29.703	177	22.987	222	35.926	242	251
7	<b>1:27.996</b>	<b>29.391</b>	179	<b>22.795</b>	<b>224</b>	35.810	243	253	16	1:30.301	29.703	179	23.337	221	37.261	241	252
8	1:29.398	29.698	179	23.804	220	35.896	242	254	17	1:31.072	30.689	180	24.334	215	36.049	242	251
9	1:30.925	30.642	178	23.911	222	36.372	243	254	18	1:28.443	29.631	180	22.953	222	35.859	241	252

# Motorsport Festival Lausitzring

Lausitzring, length 3478 m

19. - 21.05.2017

Porsche Carrera Cup Deutschland



## Lap Analysis race 1, 20.05.2017

DMSB-Reg.No.: 140/2017

### 41 Ronja Assmann, Porsche 911 GT3 Cup Amateur-Wertung / DEU theoretical besttime: 1:27.735

Lap	Time	S1	V1	S2	V2	S3	V3	Vmax	Lap	Time	S1	V1	S2	V2	S3	V3	Vmax
1	1:46.187	42.776	168	26.759	218	36.652	239		10	1:28.494	29.882	176	22.857	220	35.755	239	250
2	1:29.821	30.544	174	23.224	221	36.053	240	250	11	1:28.454	30.011	176	22.895	222	35.548	240	249
3	1:29.601	30.384	175	23.270	220	35.947	239	250	12	<b>1:28.225</b>	29.702	177	22.880	222	35.643	240	251
4	1:30.273	31.318	176	23.076	221	35.879	239	250	13	1:28.458	29.941	177	22.999	221	<b>35.518</b>	<b>241</b>	251
5	1:28.449	29.940	177	22.744	221	35.765	240	250	14	1:28.352	29.697	<b>178</b>	<b>22.650</b>	221	36.005	241	<b>252</b>
6	1:28.564	29.840	177	23.046	221	35.678	239	251	15	1:28.521	29.830	178	22.797	<b>223</b>	35.894	241	252
7	1:28.425	30.081	175	22.708	220	35.636	240	250	16	1:29.716	29.866	177	23.208	214	36.642	240	252
8	1:28.295	<b>29.567</b>	177	23.062	221	35.666	240	250	17	1:31.148	31.042	177	23.638	214	36.468	241	251
9	1:29.092	30.107	175	23.106	218	35.879	240	249	18	1:28.530	29.988	178	22.797	223	35.745	241	252

### 87 Michael Ammermüller, Porsche 911 GT3 Cup / DEU theoretical besttime: 1:25.464

Lap	Time	S1	V1	S2	V2	S3	V3	Vmax	Lap	Time	S1	V1	S2	V2	S3	V3	Vmax
1	1:32.952	35.441	179	22.549	222	34.962	240		10	<b>1:25.521</b>	<b>28.476</b>	180	22.257	222	34.788	242	252
2	1:26.719	29.210	179	22.591	223	34.918	241	251	11	1:26.086	28.579	180	22.686	217	34.821	241	252
3	1:26.340	29.116	179	22.391	224	34.833	242	251	12	1:25.937	28.691	180	22.321	223	34.925	242	252
4	1:26.457	28.820	<b>180</b>	22.433	224	35.204	242	252	13	1:25.670	28.647	179	22.274	224	<b>34.749</b>	242	252
5	1:26.193	28.913	179	22.393	224	34.887	242	252	14	1:25.670	28.619	180	<b>22.239</b>	224	34.812	<b>243</b>	252
6	1:25.972	28.713	180	22.295	224	34.964	241	252	15	1:25.920	28.619	180	22.439	224	34.862	242	252
7	1:26.903	28.857	180	22.772	224	35.274	242	252	16	1:26.051	28.697	179	22.407	224	34.947	242	253
8	1:26.067	28.842	180	22.336	224	34.889	242	253	17	1:26.050	28.691	180	22.449	<b>225</b>	34.910	242	252
9	1:25.770	28.549	180	22.289	224	34.932	242	252	18	1:26.912	29.373	180	22.664	224	34.875	242	<b>254</b>

### 93 Nick Yelloly, Porsche 911 GT3 Cup / GBR theoretical besttime: 1:25.781

Lap	Time	S1	V1	S2	V2	S3	V3	Vmax	Lap	Time	S1	V1	S2	V2	S3	V3	Vmax
1	1:34.621	36.436	180	22.926	221	35.259	242		10	1:26.683	29.114	<b>181</b>	22.411	225	35.158	244	254
2	1:27.333	29.337	180	22.745	224	35.251	<b>245</b>	253	11	1:26.841	29.326	180	22.491	224	35.024	242	255
3	1:30.534	33.320	180	22.429	223	<b>34.785</b>	243	255	12	1:26.599	29.266	180	22.368	225	34.965	243	254
4	1:26.853	29.140	180	22.272	225	35.441	242	254	13	1:26.530	29.203	180	22.321	224	35.006	243	255
5	<b>1:25.885</b>	<b>28.784</b>	180	<b>22.212</b>	225	34.889	243	253	14	1:26.483	29.093	180	22.481	223	34.909	243	254
6	1:26.137	28.948	180	22.243	224	34.946	243	254	15	1:26.460	28.949	181	22.488	222	35.023	243	255
7	1:26.054	28.852	179	22.286	224	34.916	244	254	16	1:26.640	29.047	181	22.558	225	35.035	245	255
8	1:26.678	29.193	180	22.390	<b>226</b>	35.095	242	255	17	1:26.949	29.305	179	22.687	224	34.957	242	<b>257</b>
9	1:26.185	28.848	180	22.409	224	34.928	243	254	18	1:26.859	28.835	180	22.299	225	35.725	233	253

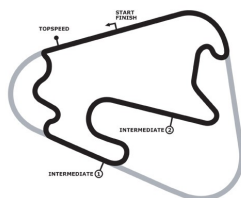
# Motorsport Festival Lausitzring

Lausitzring, length 3478 m

19. - 21.05.2017

Porsche Carrera Cup Deutschland

Topspeed race 1, 20.05.2017



DMSB-Reg.No.: 140/2017

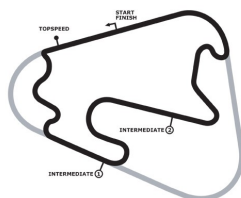
Car No.	Driver	Make	Speed km/h
17	Max van Splunteren	Porsche 911 GT3 Cup	258
93	Nick Yelloly	Porsche 911 GT3 Cup	257
26	Ryan Cullen	Porsche 911 GT3 Cup	257
4	Gabriele Piana	Porsche 911 GT3 Cup	257
20	Henric Skoog	Porsche 911 GT3 Cup	257
27	Kim André Hauschild	Porsche 911 GT3 Cup	256
6	Carlos Rivas	Porsche 911 GT3 Cup	256
3	Luca Rettenbacher	Porsche 911 GT3 Cup	255
33	Stefan Rehkopf	Porsche 911 GT3 Cup	255
14	Marius Nakken	Porsche 911 GT3 Cup	255
5	Christian Engelhart	Porsche 911 GT3 Cup	255
9	Wolf Nathan	Porsche 911 GT3 Cup	255
15	Christopher Zöchling	Porsche 911 GT3 Cup	255
2	Thomas Preining	Porsche 911 GT3 Cup	254
12	Jörn Schmidt-Staade	Porsche 911 GT3 Cup	254
16	David Kolkman	Porsche 911 GT3 Cup	254
8	Philipp Sager	Porsche 911 GT3 Cup	254
87	Michael Ammermüller	Porsche 911 GT3 Cup	254
10	Larry Ten Voorde	Porsche 911 GT3 Cup	254
11	Richard Gonda	Porsche 911 GT3 Cup	254
13	Wolfgang Triller	Porsche 911 GT3 Cup	254
1	Dennis Olsen	Porsche 911 GT3 Cup	252
41	Ronja Assmann	Porsche 911 GT3 Cup	252
42	Matthias Jeserich	Porsche 911 GT3 Cup	----

# Motorsport Festival Lausitzring

Lausitzring, length 3478 m

19. - 21.05.2017

Porsche Carrera Cup Deutschland



## Best Sector Times race 1

DMSB-Reg.No.: 140/2017

Pos.	sector 1			sector 2			sector 3			theoretical and best lap time				
	No	Driver	Time	No	Driver	Time	No	Driver	Time	No	Driver	theoretical	Best	Pos
1	87	Ammermüller M.	28.476	5	Engelhart C.	22.116	5	Engelhart C.	34.682	5	Engelhart C.	1:25.326	1:25.502	
2	15	Zöchling C.	28.523	3	Rettenbacher L.	22.163	87	Ammermüller M.	34.749	87	Ammermüller M.	1:25.464	1:25.521	
3	5	Engelhart C.	28.528	1	Olsen D.	22.198	2	Preining T.	34.767	15	Zöchling C.	1:25.600	1:25.748	
4	1	Olsen D.	28.625	93	Yelloly N.	22.212	93	Yelloly N.	34.785	1	Olsen D.	1:25.628	1:25.726	
5	2	Preining T.	28.666	10	Ten Voorde L.	22.238	1	Olsen D.	34.805	2	Preining T.	1:25.728	1:25.913	
6	10	Ten Voorde L.	28.693	87	Ammermüller M.	22.239	15	Zöchling C.	34.826	10	Ten Voorde L.	1:25.761	1:25.868	
7	14	Nakken M.	28.780	15	Zöchling C.	22.251	10	Ten Voorde L.	34.830	93	Yelloly N.	1:25.781	1:25.885	
8	93	Yelloly N.	28.784	2	Preining T.	22.295	3	Rettenbacher L.	34.859	3	Rettenbacher L.	1:25.897	1:26.046	
9	20	Skoog H.	28.814	20	Skoog H.	22.303	17	van Splunteren M.	34.859	17	van Splunteren M.	1:26.044	1:26.227	
10	17	van Splunteren M.	28.821	16	Kolkmann D.	22.324	4	Piana G.	34.873	4	Piana G.	1:26.103	1:26.373	
11	4	Piana G.	28.822	17	van Splunteren M.	22.364	26	Cullen R.	34.931	20	Skoog H.	1:26.145	1:26.461	
12	3	Rettenbacher L.	28.875	4	Piana G.	22.408	14	Nakken M.	34.964	14	Nakken M.	1:26.218	1:26.383	
13	26	Cullen R.	28.977	26	Cullen R.	22.414	20	Skoog H.	35.028	26	Cullen R.	1:26.322	1:26.393	
14	16	Kolkmann D.	28.994	27	Hauschild K.	22.435	16	Kolkmann D.	35.073	16	Kolkmann D.	1:26.391	1:26.586	
15	11	Gonda R.	29.040	14	Nakken M.	22.474	11	Gonda R.	35.159	11	Gonda R.	1:26.770	1:26.897	
16	13	Triller W.	29.083	13	Triller W.	22.484	6	Rivas C.	35.309	13	Triller W.	1:26.881	1:26.925	
17	27	Hauschild K.	29.192	9	Nathan W.	22.555	13	Triller W.	35.314	27	Hauschild K.	1:27.033	1:27.177	
18	9	Nathan W.	29.317	11	Gonda R.	22.571	27	Hauschild K.	35.406	6	Rivas C.	1:27.392	1:27.545	
19	8	Sager P.	29.319	41	Assmann R.	22.650	41	Assmann R.	35.518	9	Nathan W.	1:27.393	1:27.595	
20	33	Rehkopf S.	29.391	8	Sager P.	22.661	9	Nathan W.	35.521	8	Sager P.	1:27.507	1:27.736	
21	12	Schmidt-Staade J.	29.411	6	Rivas C.	22.661	8	Sager P.	35.527	41	Assmann R.	1:27.735	1:28.225	
22	6	Rivas C.	29.422	33	Rehkopf S.	22.795	33	Rehkopf S.	35.664	33	Rehkopf S.	1:27.850	1:27.996	
23	41	Assmann R.	29.567	12	Schmidt-Staade J.	22.823	12	Schmidt-Staade J.	35.681	12	Schmidt-Staade J.	1:27.915	1:28.108	
24	42	Jeserich M.	00.000	42	Jeserich M.	00.000	42	Jeserich M.	00.000	42	Jeserich M.	00.000	00.000	



Lapchart: Porsche Carrera Cup Deutschland race 1

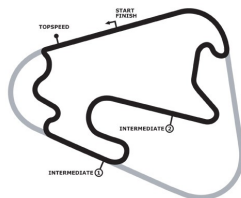
POS	1	2	3	4	5	6	7	8	9	10	11	12	13	14	15	16	17	18	19	20	21	22	23
LAP 1	1	5	87	2	10	93	15	3	14	17	16	20	26	4	11	27	13	12	6	33	9	41	8
LAP 2	1	5	87	2	10	93	15	3	14	16	20	17	4	26	11	27	13	12	6	33	9	41	8
LAP 3	1	5	87	2	15	10	3	14	93	16	17	20	4	26	11	27	13	12	6	33	9	41	8
LAP 4	1	5	87	2	15	10	3	93	14	16	17	20	4	26	11	27	13	12	6	33	9	8	41
LAP 5	1	5	87	2	15	10	3	93	14	16	17	20	4	26	11	27	13	12	6	33	9	8	41
LAP 6	1	5	87	2	15	10	3	93	14	16	17	20	4	26	11	27	13	12	33	6	9	8	41
LAP 7	1	5	87	2	15	10	3	93	14	16	17	20	4	26	11	27	13	12	33	6	9	8	41
LAP 8	1	5	87	2	15	3	93	10.	14	16	17	20	4	26	11	27	13	12	33	6	9	8	41
LAP 9	1	5	87	2	15	3	93	14	16	17	20	4	26	11	27	13	10	12	6	9	33	8	41
LAP 10	1	5	87	2	15	3	93	14	16	17	20	4	26	11	27	10	13	6	12	9	33	8	41
LAP 11	1	5	87	2	15	3	93	14	16	17	4	20	26	11	10	27	13	6	12	9	33	8	41
LAP 12	1	5	87	2	15	3	93	14	16	17	4	20	26	10	11	27	13	6	12	9	33	8	41
LAP 13	1	5	87	2	15	3	93	14	16	17	4	20	26	10	11	27	13	6	12	9	33	8	41
LAP 14	1	5	87	2	15	3	93	14	16	17	4	20	26	10	11	27	13	6	12	9	33	8	41
LAP 15	1	5	87	2	15	3	93	14	16	17	4	26	20	10	11	27	13	6	12	9	33	8	41
LAP 16	1	5	87	15	2	3	93	14	17	16	4	26	20	10	11	27	13	6	12	9	8	33	41
LAP 17	1	5	87	15	2	93	3	14	17	16	4	26	20	10	11	27	13	6	12	9	8	33	41
LAP 18	1	5	87	15	2	93	3	17	16	14	4	26	20	10	11	13	27	6	9	8	12	33	41

# Motorsport Festival Lausitzring

Lausitzring, length 3478 m

19. - 21.05.2017

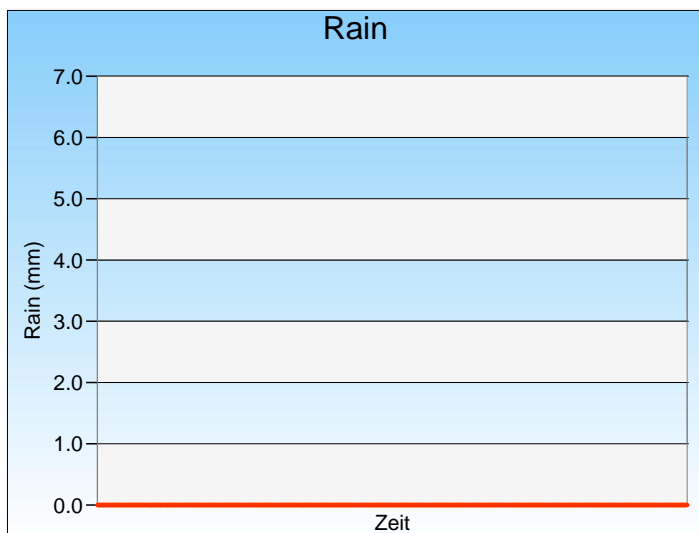
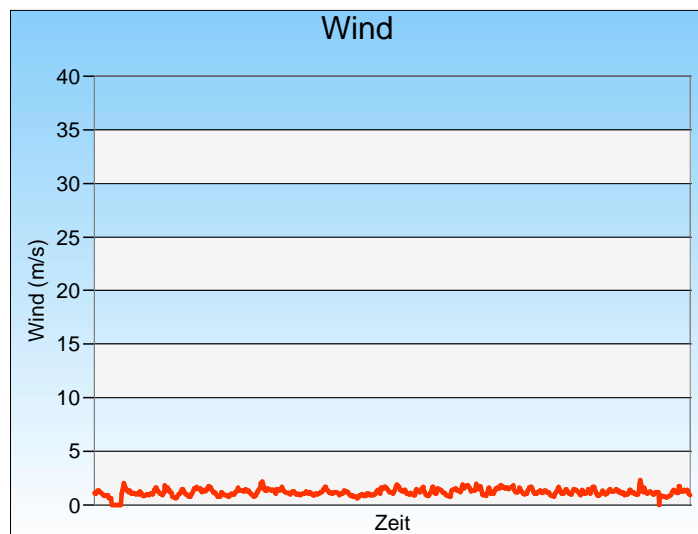
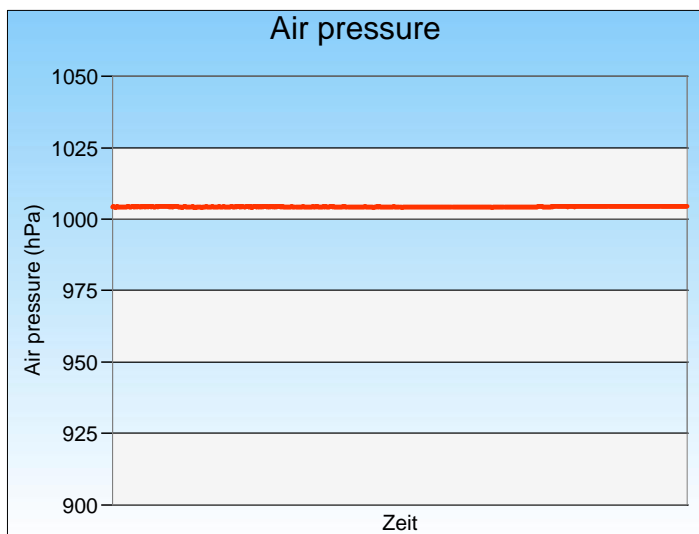
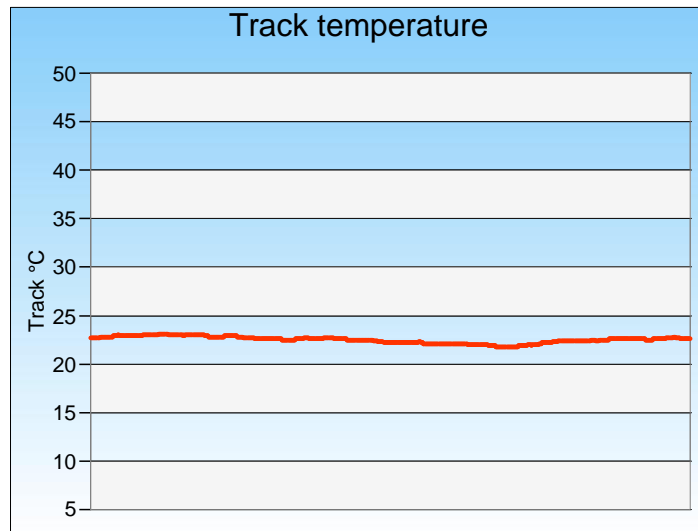
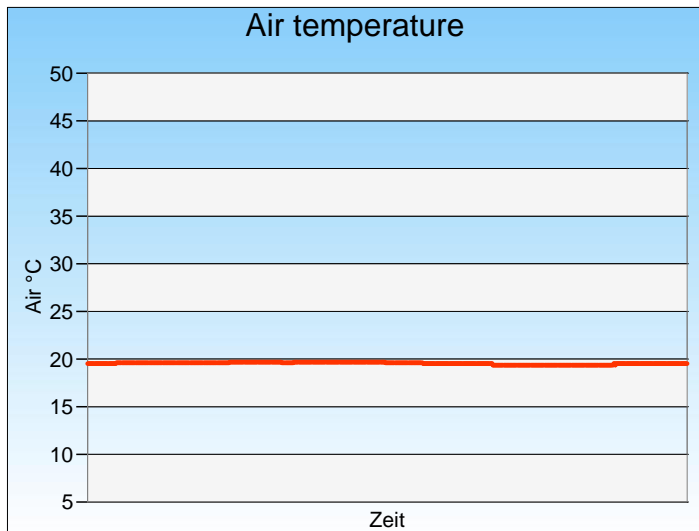
Porsche Carrera Cup Deutschland



## Weather race 1

DMSB-Reg.No.: 140/2017

20.05.2017, 16:20:00 - 16:45:00



Weather:

cloudy



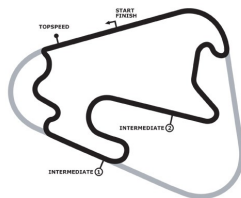
# Motorsport Festival Lausitzring

Lausitzring, length 3478 m

19. - 21.05.2017

Porsche Carrera Cup Deutschland

Championship 2017



DMSB-Reg.No.: 140/2017

POS	NAME / NATION	SUM	Hockenheim I 1	Hockenheim I 2	Lausitzring 1	Lausitzring 2	Red Bull Ring (A) 1	Red Bull Ring (A) 2	Norising 1	Norising 2	Nürburgring 1	Nürburgring 2	Sachsenring 1	Sachsenring 2	Hockenheim II 1	Hockenheim II 2
1	Dennis Olsen / NOR	75	25	25	25											
2	Michael Ammermüller / DEU	56	20	20	16											
3	Christopher Zöchling / AUT	45	16	16	13											
4	Nick Yelloly / GBR	34	11	13	10											
5	Thomas Preining / AUT	33	13	9	11											
6	Larry Ten Voorde / NLD	23	10	11	2											
7	Marius Nakken / NOR	21	5	10	6											
8	Christian Engelhart / DEU	20	-	-	20											
9	Luca Rettenbacher / AUT	17	8		9											
10	David Kolkman / DEU	16	9		7											
11	Gabriele Piana / ITA	16	6	5	5											
12	Henric Skoog / SWE	10	7		3											
13	Jörn Schmidt-Staade / DEU	8		8												
14	Max van Splunteren / NLD	8	-	-	8											
15	Wolf Nathan / NLD	7		7												
16	Philipp Sager / AUT	6		6												
17	Wolfgang Triller / DEU	4	4													
18	Tom Kieffer / LUX	4		4	-											
19	Ryan Cullen / GBR	4			4											
20	Richard Gonda / SVK	4	3		1											
21	Stefan Rehkopf / DEU	3		3												
22	Carlos Rivas / LUX	2	2													
23	Peter Scheufen / DEU	2		2	-											
24	Kim André Hauschild / DEU	1	1													
25	Toni Wolf / DEU	1		1	-											

# Porsche Carrera Cup Deutschland 2017

## Klassenwertung



RG	NAME / NATION	SUM	Hockenheim I 1 01	Hockenheim I 2 02	Lausitzring 1 03	Lausitzring 2 04	Red Bull Ring (A) 05	Red Bull Ring (A) 06	Norising 1 07	Norising 2 08	Nürburgring 1 09	Nürburgring 2 10	Sachsenring 1 11	Sachsenring 2 12	Hockenheim II 1 13	Hockenheim II 2 14	15	16
----	---------------	-----	----------------------	----------------------	---------------------	---------------------	-------------------------	-------------------------	------------------	------------------	---------------------	---------------------	---------------------	---------------------	-----------------------	-----------------------	----	----

### Amateur-Wertung

1	Triller, Wolfgang / DEU	30	15		15													
2	Nathan, Wolf / NLD	30	9	12	9													
3	Schmidt-Staade, Jörn / DEU	25	5	15	5													
4	Rivas, Carlos / LUX	24	12		12													
5	Sager, Philipp / AUT	20	4	9	7													
6	Rehkopf, Stefan / DEU	18	7	7	4													
7	Scheufen, Peter / DEU	8	3	5	-													
8	Assmann, Ronja / DEU	3	-	-	3													

# Porsche Carrera Cup Deutschland 2017

## Klassenwertung



RG	NAME / NATION	SUM	Hockenheim I 1 01	Hockenheim I 2 02	Lausitzring 1 03	Lausitzring 2 04	Red Bull Ring (A) 05	Red Bull Ring (A) 06	Norising 1 07	Norising 2 08	Nürburgring 1 09	Nürburgring 2 10	Sachsenring 1 11	Sachsenring 2 12	Hockenheim II 1 13	Hockenheim II 2 14	15	16
----	---------------	-----	----------------------	----------------------	---------------------	---------------------	-------------------------	-------------------------	------------------	------------------	---------------------	---------------------	---------------------	---------------------	-----------------------	-----------------------	----	----

### Rookie-Wertung

1	Preining, Thomas / AUT	66	25	16	25													
2	Ten Voorde, Larry / NLD	56	20	25	11													
3	Nakken, Marius / NOR	49	13	20	16													
4	Skoog, Henric / SWE	29	16		13													
5	Wolf, Toni / DEU	23	10	13	-													
6	Gonda, Richard / SVK	21	11		10													
7	van Splunteren, Max / NLD	20	-	-	20													

# Porsche Carrera Cup Deutschland 2017

## Teamwertung



RG	NAME	SUM	Hockenheim I 1 01	Hockenheim I 2 02	Lausitzring 1 03	Lausitzring 2 04	Red Bull Ring (A) 05	Red Bull Ring (A) 06	Norising 1 07	Norising 2 08	Nürburgring 1 09	Nürburgring 2 10	Sachsenring 1 11	Sachsenring 2 12	Hockenheim II 1 13	Hockenheim II 2 14	15	16
1	Konrad Motorsport	96	35	25	36													
2	MRS GT-Racing	72	24	26	22													
3	Team Deutsche Post by Project 1	64	24	24	16													
4	raceunion Huber Racing	63	20	20	23													
5	BLACK FALCON	32	5	5	22													
6	RN Vision Team BLACK FALCON	23	9	6	8													
7	Huber Racing by TriSpa	23	10	8	5													
8	ZeLe-Racing	19	7	7	5													
9	Cito Pretiosa	15	2	13														
10	Speed Lover	7	4		3													

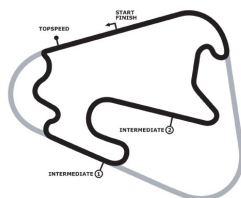
# Motorsport Festival Lausitzring

Lausitzring, length 3478 m

19. - 21.05.2017

Porsche Carrera Cup Deutschland

Starting grid race 1



DMSB Reg.No.: 140/2017

6	<b>Carlos Rivas</b> Porsche 911 GT3 Cup	1:26.257
42	<b>Matthias Jeserich</b> Porsche 911 GT3 Cup	1:26.880
9	<b>Wolf Nathan</b> Porsche 911 GT3 Cup	1:26.817
13	<b>Wolfgang Triller</b> Porsche 911 GT3 Cup	1:26.231
11	<b>Richard Gonda</b> Porsche 911 GT3 Cup	1:26.042
16	<b>David Kolkmann</b> Porsche 911 GT3 Cup	1:25.584
17	<b>Max van Splunteren</b> Porsche 911 GT3 Cup	1:25.335
3	<b>Luca Rettenbacher</b> Porsche 911 GT3 Cup	1:25.214
14	<b>Marius Nakken</b> Porsche 911 GT3 Cup	1:25.046
15	<b>Christopher Zöchling</b> Porsche 911 GT3 Cup	1:24.741
87	<b>Michael Ammermüller</b> Porsche 911 GT3 Cup	1:24.580
5	<b>Christian Engelhart</b> Porsche 911 GT3 Cup	1:24.272

**Pole Position**

12	41 <b>Ronja Assmann</b> Porsche 911 GT3 Cup	1:28.011
11	33 <b>Stefan Rehkopf</b> Porsche 911 GT3 Cup	1:26.942
10	8 <b>Philipp Sager</b> Porsche 911 GT3 Cup	1:26.828
9	12 <b>Jörn Schmidt-Staade</b> Porsche 911 GT3 Cup	1:26.768
8	27 <b>Kim André Hauschild</b> Porsche 911 GT3 Cup	1:26.156
7	20 <b>Henric Skoog</b> Porsche 911 GT3 Cup	1:25.608
6	26 <b>Ryan Cullen</b> Porsche 911 GT3 Cup	1:25.568
5	4 <b>Gabriele Piana</b> Porsche 911 GT3 Cup	1:25.267
4	10 <b>Larry Ten Voorde</b> Porsche 911 GT3 Cup	1:25.198
3	93 <b>Nick Yelloly</b> Porsche 911 GT3 Cup	1:24.792
2	2 <b>Thomas Preining</b> Porsche 911 GT3 Cup	1:24.728
1	1 <b>Dennis Olsen</b> Porsche 911 GT3 Cup	1:24.563

**CAR # 6 - DROP OF 5 POSITIONS IN THE GRID (DECISION 28; HOCKENHEIM)**