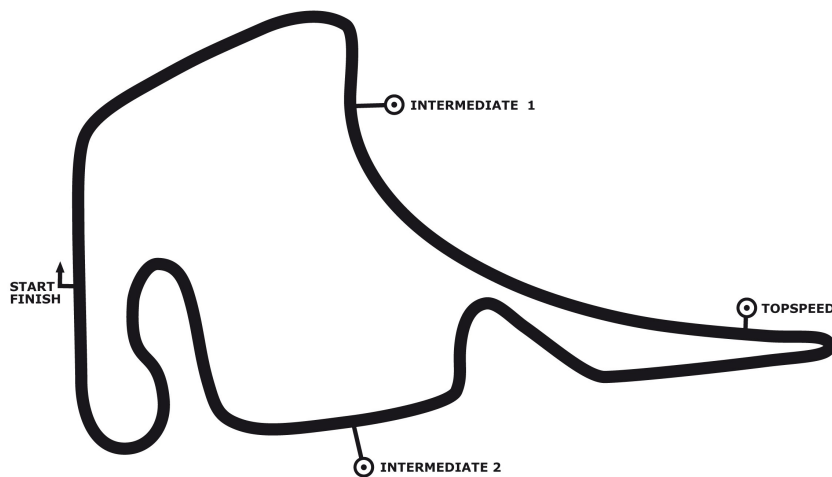




DTM Hockenheim II

qualifying



Hockenheimring 4574 m

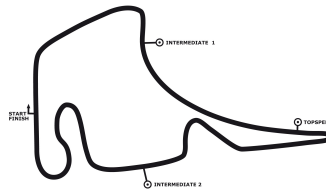
13. - 15.10.2017

DTM Hockenheim II

Hockenheimring, length 4574 m

13. - 15.10.2017

Porsche Carrera Cup Deutschland



Result qualifying, 13.10.2017

DMSB-Reg.No.: 294/17

POS.	No.	CL.	Entrant Driver, Place	Sponsor Make	Laps	Besttime	Gap	km/h fastest
1	5		BLACK FALCON Christian Engelhart / DEU	Porsche 911 GT3 Cup	12	1:41.464		162.288
2	2		Konrad Motorsport Thomas Preining / AUT	Porsche 911 GT3 Cup	17	1:41.574	00.110	162.112
3	1		Konrad Motorsport Dennis Olsen / NOR	Porsche 911 GT3 Cup	16	1:41.609	00.145	162.057
4	93		Team Deutsche Post by Project 1 Nick Yelloly / GBR	Porsche 911 GT3 Cup	13	1:41.636	00.172	162.013
5	87		raceunion Huber Racing Michael Ammermüller / DEU	Porsche 911 GT3 Cup	13	1:41.654	00.190	161.985
6	15		MRS GT-Racing Christopher Zöchling / AUT	Porsche 911 GT3 Cup	13	1:41.689	00.225	161.929
7	44		MRS GT-Racing Zaid Ashkanani / KUW	Porsche 911 GT3 Cup	14	1:41.856	00.392	161.664
8	10		Team Deutsche Post by Project 1 Larry Ten Voorde / NLD	Porsche 911 GT3 Cup	15	1:41.869	00.405	161.643
9	16		Team Deutsche Post by Project 1 David Kolkman / DEU	Porsche 911 GT3 Cup	14	1:41.917	00.453	161.567
10	20		raceunion Huber Racing Henric Skoog / SWE	Porsche 911 GT3 Cup	12	1:41.947	00.483	161.519
11	83		Huber Racing by TriSpa Toni Wolf / DEU	Porsche 911 GT3 Cup	16	1:42.172	00.708	161.164
12	26		raceunion Huber Racing Ryan Cullen / GBR	Porsche 911 GT3 Cup	13	1:42.224	00.760	161.082
13	54		ZeLe-Racing Al Faisal Al Zubair / OMN	Porsche 911 GT3 Cup	15	1:42.393	00.929	160.816
14	4		RN Vision Team BLACK FALCON Gabriele Piana / ITA	Porsche 911 GT3 Cup	13	1:42.403	00.939	160.800
15	59		Förch Racing by Lukas Motorsport Igor Walilko / POL	Porsche 911 GT3 Cup	15	1:42.661	01.197	160.396
16	14		MRS GT-Racing Marius Nakken / NOR	Porsche 911 GT3 Cup	15	1:42.898	01.434	160.026
17	13	AM	Huber Racing by TriSpa Wolfgang Triller / DEU	Porsche 911 GT3 Cup	14	1:42.918	01.454	159.995
18	8	AM	ZeLe-Racing Philipp Sager / AUT	Porsche 911 GT3 Cup	14	1:43.318	01.854	159.376
19	9	AM	Huber Racing by TriSpa Wolf Nathan / NLD	Porsche 911 GT3 Cup	15	1:43.356	01.892	159.317
20	6	AM	BLACK FALCON Carlos Rivas / LUX	Porsche 911 GT3 Cup	16	1:43.390	01.926	159.265
21	12	AM	Cito Pretiosa Jörn Schmidt-Staade / DEU	Porsche 911 GT3 Cup	16	1:43.545	02.081	159.027
22	33	AM	Cito Pretiosa Stefan Rehkopf / DEU	Porsche 911 GT3 Cup	16	1:43.754	02.290	158.706
23	58	AM	Förch Racing by Lukas Motorsport Stefan Oschmann / DEU	Porsche 911 GT3 Cup	10	1:45.194	03.730	156.534
24	55	AM	Speed Lover Pierre-Yves Paque / BEL	Porsche 911 GT3 Cup	17	1:45.772	04.308	155.678
25	22	AM	Cito Pretiosa Peter Scheufen / DEU	Porsche 911 GT3 Cup	12	1:45.915	04.451	155.468

CARS # 1, 10, 14, 15, 26 & 93 - CANCELLATION OF RELEVANT LAP TIMES

Subject to final scrutineering !

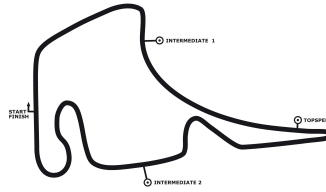
DTM Hockenheim II

Hockenheimring, length 4574 m

13. - 15.10.2017

Porsche Carrera Cup Deutschland

Result qualifying, 13.10.2017



DMSB -Reg.No.: 294/17

POS.	No.	CL.	Entrant Driver, Place	Sponsor Make	Laps	Besttime	Gap	km/h fastest
------	-----	-----	--------------------------	-----------------	------	----------	-----	-----------------

Issued:

Clerk of the Course:

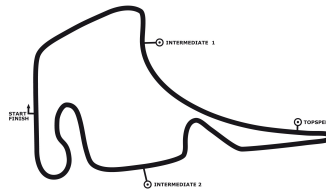
Timekeeper:

DTM Hockenheim II

Hockenheimring, length 4574 m

13. - 15.10.2017

Porsche Carrera Cup Deutschland



Result qualifying for race 1 (2nd Fastest Lap), 13.10.2017

DMSB-Reg.No.: 294/17

POS	NO DRIVER	NAT	ENTRANT	BESTTIME	LAPS	GAP	fastest km/h
1	5 Christian Engelhart	DEU	BLACK FALCON	1:41.617	12		162.044
2	1 Dennis Olsen	NOR	Konrad Motorsport	1:41.631	16	00.014	162.021
3	87 Michael Ammermüller	DEU	raceunion Huber Racing	1:41.709	13	00.092	161.897
4	15 Christopher Zöchling	AUT	MRS GT-Racing	1:41.713	13	00.096	161.891
5	2 Thomas Preining	AUT	Konrad Motorsport	1:41.810	17	00.193	161.737
6	93 Nick Yelloly	GBR	Team Deutsche Post by Project 1	1:41.819	13	00.202	161.722
7	16 David Kolkman	DEU	Team Deutsche Post by Project 1	1:41.969	14	00.352	161.484
8	10 Larry Ten Voorde	NLD	Team Deutsche Post by Project 1	1:42.156	15	00.539	161.189
9	44 Zaid Ashkanani	KWT	MRS GT-Racing	1:42.162	14	00.545	161.179
10	20 Henric Skoog	SWE	raceunion Huber Racing	1:42.293	12	00.676	160.973
11	54 Al Faisal Al Zubair	OMN	ZeLe-Racing	1:42.418	15	00.801	160.776
12	4 Gabriele Piana	ITA	RN Vision Team BLACK FALCON	1:42.430	13	00.813	160.758
13	83 Toni Wolf	DEU	Huber Racing by TriSpa	1:42.529	16	00.912	160.602
14	26 Ryan Cullen	GBR	raceunion Huber Racing	1:42.530	13	00.913	160.601
15	59 Igor Walilko	POL	Förch Racing by Lukas Motorsport	1:42.685	15	01.068	160.358
16	14 Marius Nakken	NOR	MRS GT-Racing	1:42.961	15	01.344	159.929
17	13 Wolfgang Triller	DEU	Huber Racing by TriSpa	1:42.977	14	01.360	159.904
18	6 Carlos Rivas	LUX	BLACK FALCON	1:43.422	16	01.805	159.216
19	12 Jörn Schmidt-Staade	DEU	Cito Pretiosa	1:43.554	16	01.937	159.013
20	9 Wolf Nathan	NLD	Huber Racing by TriSpa	1:43.678	15	02.061	158.823
21	8 Philipp Sager	AUT	ZeLe-Racing	1:43.868	14	02.251	158.532
22	33 Stefan Rehkopf	DEU	Cito Pretiosa	1:43.965	16	02.348	158.384
23	58 Stefan Oschmann	DEU	Förch Racing by Lukas Motorsport	1:45.298	10	03.681	156.379
24	55 Pierre-Yves Paque	BEL	Speed Lover	1:45.909	17	04.292	155.477
25	22 Peter Scheufen	DEU	Cito Pretiosa	1:45.959	12	04.342	155.404

Issued:

Clerk of the Course:

Timekeeper:

CARS # 1, 10, 14, 15, 26 & 93 - CANCELLATION OF RELEVANT LAP TIMES

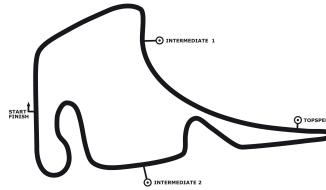
DTM Hockenheim II

Hockenheimring, length 4574 m

13. - 15.10.2017

Porsche Carrera Cup Deutschland

Lap by Lap qualifying, 13.10.2017



DMSB-Reg.No.: 294/17

1 Dennis Olsen , Porsche 911 GT3 Cup / NOR															
1	2:03.334	2	1:50.459	3	1:41.754	4	1:41.631	5	1:41.746	6	1:55.294	pit	1:50.182	8	3:30.459
9	1:42.019	pit	1:48.877	11	6:44.106	12	1:45.271	13	1:44.108	14	1:41.748	15	1:41.609	16	1:51.545

2 Thomas Preining , Porsche 911 GT3 Cup Rookie-Wertung / AUT															
1	2:04.883	2	1:53.678	3	1:42.329	4	1:42.394	5	1:42.167	6	1:42.491	pit	1:48.328	8	3:35.787
9	1:42.520	10	1:42.544	pit	1:48.455	12	5:11.551	13	1:49.496	14	1:42.552	15	1:41.574	16	1:43.897
17	1:41.810														

4 Gabriele Piana , Porsche 911 GT3 Cup / ITA															
1	6:14.018	2	1:53.104	3	1:43.204	4	1:42.403	5	1:42.430	pit	1:51.201	7	10:01.463	8	1:48.153
9	1:43.605	10	1:42.793	11	1:42.440	12	1:42.599	13	1:42.518						

5 Christian Engelhart , Porsche 911 GT3 Cup / DEU															
1	6:18.605	2	1:47.657	3	1:41.747	4	1:41.464	5	1:42.005	pit	1:51.392	7	11:52.042	8	1:43.896
9	1:42.912	10	1:42.463	11	1:41.617	12	1:43.297								

6 Carlos Rivas , Porsche 911 GT3 Cup Amateur-Wertung / LUX															
1	3:38.589	2	1:44.407	3	1:43.576	4	1:43.390	5	1:47.348	6	1:43.811	7	1:43.778	8	1:43.622
pit	1:51.952	10	7:20.414	11	1:55.489	12	1:44.016	13	1:44.026	14	1:44.640	15	1:43.422	16	1:44.678

8 Philipp Sager , Porsche 911 GT3 Cup Amateur-Wertung / AUT															
1	5:38.575	2	1:53.384	3	1:45.568	4	1:44.071	5	1:43.868	6	1:44.097	pit	1:55.152	8	8:32.394
9	1:47.493	10	1:46.367	11	1:44.681	12	1:43.318	13	1:44.672	14	1:49.054				

9 Wolf Nathan , Porsche 911 GT3 Cup Amateur-Wertung / NLD															
1	4:58.551	2	1:51.413	3	1:44.264	4	1:43.678	5	1:44.567	6	1:43.900	7	1:43.816	pit	1:54.740
9	6:47.599	10	2:01.048	11	1:58.630	12	1:44.153	13	1:43.356	14	1:44.717	15	1:43.985		

10 Larry Ten Voorde , Porsche 911 GT3 Cup Rookie-Wertung / NLD															
1	3:09.978	2	1:52.370	3	1:42.286	4	1:42.743	5	1:42.787	6	1:42.387	7	1:42.556	pit	1:48.986
9	10:22.762	10	1:46.114	11	1:42.156	12	1:41.869	13	1:41.869	14	1:42.181	pit	1:57.492		

12 Jörn Schmidt-Staade , Porsche 911 GT3 Cup Amateur-Wertung / DEU															
1	2:22.867	2	1:53.101	3	1:44.576	4	1:43.759	5	1:43.554	6	1:43.763	pit	1:54.878	8	6:20.187
9	1:51.304	10	1:46.497	11	1:45.730	12	1:43.722	13	1:43.545	pit	1:54.764	15	3:43.752	16	1:44.037

13 Wolfgang Triller , Porsche 911 GT3 Cup Amateur-Wertung / DEU															
1	2:17.179	2	1:53.934	3	1:43.370	4	1:42.977	5	1:43.023	pit	2:00.008	7	12:51.307	8	2:01.223
9	1:54.125	10	1:43.334	11	1:42.918	12	1:45.091	13	1:43.867	pit	1:54.941				

14 Marius Nakken , Porsche 911 GT3 Cup Rookie-Wertung / NOR															
1	4:39.135	2	1:48.274	3	1:46.406	4	1:43.283	5	1:42.898	6	1:44.638	7	1:44.857	8	1:44.818
pit	1:53.700	10	8:42.444	11	1:47.605	12	1:47.830	13	1:44.197	14	1:42.961	15	1:42.978		

15 Christopher Zöchling , Porsche 911 GT3 Cup / AUT															
1	5:31.896	2	1:46.953	3	1:41.839	4	1:41.689	5	1:41.930	pit	1:47.889	7	12:06.756	8	1:50.854
9	1:43.889	10	1:41.923	11	1:41.713	12	1:42.059	pit	1:52.867						

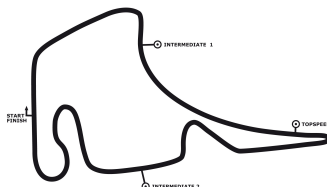
DTM Hockenheim II

Hockenheimring, length 4574 m

13. - 15.10.2017

Porsche Carrera Cup Deutschland

Lap by Lap qualifying, 13.10.2017



DMSB-Reg.No.: 294/17

16 David Kolkmann , Porsche 911 GT3 Cup / DEU															
1	2:04.496	2	1:52.379	3	1:42.696	4	1:42.229	5	1:42.428	pit	1:51.103	7	9:53.595	8	1:52.834
9	1:43.638	10	1:44.096	11	1:41.969	12	1:41.917	13	1:45.254	pit	1:50.827				

20 Henric Skoog , Porsche 911 GT3 Cup Rookie-Wertung / SWE															
1	3:22.114	2	1:42.412	3	1:41.947	4	1:42.293	5	1:42.456	pit	1:55.100	7	14:02.163	8	2:02.952
9	1:55.079	10	1:42.877	11	1:42.753	12	1:43.504								

22 Peter Scheufen , Porsche 911 GT3 Cup Amateur-Wertung / DEU															
1	2:27.223	2	1:52.747	3	1:47.124	4	1:45.915	5	1:46.633	6	1:45.959	pit	1:58.986	8	7:19.048
9	1:50.061	10	1:48.780	11	1:48.278	pit	1:58.703								

26 Ryan Cullen , Porsche 911 GT3 Cup / GBR															
1	2:09.532	2	1:51.340	3	1:42.946	4	1:42.530	5	1:45.128	6	1:43.408	7	1:42.843	pit	2:01.291
9	9:23.875	10	1:49.270	11	1:45.500	12	1:42.224	13	1:43.000						

33 Stefan Rehkopf , Porsche 911 GT3 Cup Amateur-Wertung / DEU															
1	2:19.031	2	1:53.073	3	1:44.551	4	1:44.061	5	1:43.754	pit	1:58.172	7	6:06.574	8	1:48.126
9	1:45.024	10	1:44.899	11	1:44.646	12	1:43.965	pit	1:55.485	14	4:14.393	15	1:44.443	16	1:46.719

44 Zaid Ashkanani , Porsche 911 GT3 Cup Rookie-Wertung / KUW															
1	4:55.677	2	1:46.288	3	1:42.930	4	1:42.347	5	1:42.431	6	1:42.198	7	1:42.287	pit	1:50.432
9	10:02.473	10	1:46.931	11	1:42.751	12	1:41.856	13	1:42.162	14	1:42.586				

54 Al Faisal Al Zubair , Porsche 911 GT3 Cup Rookie-Wertung / OMN															
1	2:13.529	2	1:51.191	3	1:43.273	4	1:42.469	5	1:43.279	6	1:43.284	7	1:42.878	pit	2:02.352
9	9:46.781	10	1:51.278	11	1:44.557	12	1:42.526	13	1:42.393	14	1:42.418	pit	2:08.304		

55 Pierre-Yves Paque , Porsche 911 GT3 Cup Amateur-Wertung / BEL															
1	2:43.738	2	1:49.812	3	1:47.610	4	1:46.938	5	1:46.250	pit	1:57.037	7	5:04.029	8	1:50.716
9	1:47.063	10	1:47.014	11	1:47.321	12	1:46.116	13	1:46.056	14	1:45.909	15	1:56.291	16	1:45.772
pit	1:58.754														

58 Stefan Oschmann , Porsche 911 GT3 Cup Amateur-Wertung / DEU															
1	2:28.125	2	1:48.769	3	1:46.760	4	1:45.194	5	1:45.298	6	1:46.750	7	1:47.223	pit	1:56.611
9	6:26.996	pit	2:10.968												

59 Igor Waliiko , Porsche 911 GT3 Cup / POL															
1	2:11.095	2	1:51.050	3	1:42.829	4	1:42.661	5	1:44.885	pit	2:02.146	7	9:47.361	8	1:56.218
9	1:43.407	10	1:46.179	11	1:48.629	12	1:45.380	13	1:42.685	14	1:51.233	pit	1:51.980		

83 Toni Wolf , Porsche 911 GT3 Cup Rookie-Wertung / DEU															
1	2:16.310	2	1:52.886	3	1:44.592	4	1:42.674	5	1:42.172	6	1:50.100	7	1:42.818	pit	1:54.805
9	9:19.826	10	1:52.068	11	1:44.896	12	1:42.600	13	1:46.372	14	1:42.529	15	1:47.800	16	1:42.919

87 Michael Ammermüller , Porsche 911 GT3 Cup / DEU															
1	3:35.391	2	1:46.229	3	1:41.709	4	1:41.884	5	1:46.332	6	1:42.172	pit	1:53.480	8	13:02.919
9	1:47.928	10	1:43.265	11	1:41.654	12	1:41.798	13	1:44.663						

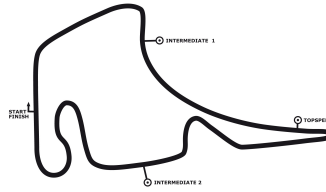
DTM Hockenheim II

Hockenheimring, length 4574 m

13. - 15.10.2017

Porsche Carrera Cup Deutschland

Lap by Lap qualifying, 13.10.2017



DMSB-Reg.No.: 294/17

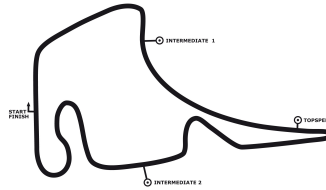
93 Nick Yelloly , Porsche 911 GT3 Cup / GBR															
1	2:01.774	2	1:50.027	3	1:41.819	4	1:41.636	5	1:47.886	6	1:49.963	pit	1:56.907	8	13:46.260
9	1:48.906	10	1:48.054	11	1:42.131	12	1:41.925	13	1:56.532						

DTM Hockenheim II

Hockenheimring, length 4574 m

13. - 15.10.2017

Porsche Carrera Cup Deutschland



Lap Analysis qualifying, 13.10.2017

DMSB-Reg.No.: 294/17

1 Dennis Olsen , Porsche 911 GT3 Cup / NOR									theoretical besttime: 1:41.276								
Lap	Time	S1	V1	S2	V2	S3	V3	Vmax	Lap	Time	S1	V1	S2	V2	S3	V3	Vmax
1	2:03.334		117	53.870	175	35.095	197	239	9	1:42.019	22.587	161	46.499	188	32.933	198	263
2	1:50.459	23.577	160	50.125	183	36.757	199	257	10	1:48.877	22.519	161	46.669	189			263
3	1:41.754	22.469	160	46.620	189	32.665	200	262	11	6:44.106	5:19.329	128	50.332	183	34.445	196	247
4	1:41.631	22.282	160	46.626	187	32.723	199	263	12	1:45.271	23.565	160	47.979	187	33.727	200	252
5	1:41.746	22.450	160	46.476	189	32.820	199	263	13	1:44.108	22.424	162	47.202	189	34.482	199	264
6	1:55.294	22.474	160	56.526	178	36.294	199	189	14	1:41.748	22.644	161	46.458	189	32.646	200	264
7	1:50.182	22.400	161	46.561	189			264	15	1:41.609	22.172	162	46.633	189	32.804	199	266
8	3:30.459	2:10.534	158	46.943	190	32.982	198	263	16	1:51.545	22.543	160	53.375	160	35.627	199	181

2 Thomas Preining , Porsche 911 GT3 Cup Rookie-Wertung / AUT									theoretical besttime: 1:41.559								
Lap	Time	S1	V1	S2	V2	S3	V3	Vmax	Lap	Time	S1	V1	S2	V2	S3	V3	Vmax
1	2:04.883		136	54.284	148	34.870	187	221	10	1:42.544	22.523	159	46.830	187	33.191	200	261
2	1:53.678	23.478	159	49.851	133	40.349	199	258	11	1:48.455	22.642	159	46.938	187			263
3	1:42.329	22.515	157	46.840	189	32.974	199	264	12	5:11.551	3:43.740	130	53.061	170	34.750	193	238
4	1:42.394	22.515	159	46.782	188	33.097	200	264	13	1:49.496	24.010	160	48.737	181	36.749	198	260
5	1:42.167	22.404	159	46.683	185	33.080	201	265	14	1:42.552	22.631	160	46.837	188	33.084	201	264
6	1:42.491	22.451	158	46.931	185	33.109	199	265	15	1:41.574	22.298	162	46.611	191	32.665	202	264
7	1:48.328	22.600	160	46.819	189			263	16	1:43.897	22.306	159	46.673	188	34.918	201	266
8	3:35.787	2:15.106	158	47.359	188	33.322	199	260	17	1:41.810	22.385	160	46.596	189	32.829	201	264
9	1:42.520	22.617	159	46.792	188	33.111	199	262									

4 Gabriele Piana , Porsche 911 GT3 Cup / ITA									theoretical besttime: 1:42.034								
Lap	Time	S1	V1	S2	V2	S3	V3	Vmax	Lap	Time	S1	V1	S2	V2	S3	V3	Vmax
1	6:14.018		151	54.479	158	48.161	197	250	8	1:48.153	22.905	154	48.489	188	36.759	196	262
2	1:53.104	26.081	144	51.562	186	35.461	199	190	9	1:43.605	22.706	160	47.383	188	33.516	200	263
3	1:43.204	22.826	157	47.182	188	33.196	199	262	10	1:42.793	22.584	160	47.099	187	33.110	200	265
4	1:42.403	22.576	158	47.043	188	32.784	199	262	11	1:42.440	22.641	160	46.890	189	32.909	201	265
5	1:42.430	22.497	159	46.864	185	33.069	199	262	12	1:42.599	22.507	159	46.876	190	33.216	201	264
6	1:51.201	22.699	159	46.973	188			262	13	1:42.518	22.386	160	46.923	185	33.209	200	265
7	10:01.463	8:32.489	130	53.763	186	35.211	197	222									

5 Christian Engelhart , Porsche 911 GT3 Cup / DEU									theoretical besttime: 1:41.389								
Lap	Time	S1	V1	S2	V2	S3	V3	Vmax	Lap	Time	S1	V1	S2	V2	S3	V3	Vmax
1	6:18.605		146	1:00.705	40	47.666	196	249	7	11:52.042	10:20	139	51.706	181	39.870	193	203
2	1:47.657	22.973	158	49.479	171	35.205	199	260	8	1:43.896	23.171	159	47.435	186	33.290	199	260
3	1:41.747	22.497	157	46.552	189	32.698	199	261	9	1:42.912	22.714	159	46.496	190	33.702	200	263
4	1:41.464	22.394	159	46.426	191	32.644	197	262	10	1:42.463	22.573	158	47.035	190	32.855	200	263
5	1:42.005	22.392	158	46.530	188	33.083	197	263	11	1:41.617	22.319	159	46.466	189	32.832	200	264
6	1:51.392	22.425	160	46.602	187			264	12	1:43.297	22.457	159	46.767	189	34.073	199	264

6 Carlos Rivas , Porsche 911 GT3 Cup Amateur-Wertung / LUX									theoretical besttime: 1:43.153								
Lap	Time	S1	V1	S2	V2	S3	V3	Vmax	Lap	Time	S1	V1	S2	V2	S3	V3	Vmax
1	3:38.589		152	49.617	185	37.439	197	257	9	1:51.952	23.171	160	48.053	175			261
2	1:44.407	23.287	159	47.525	188	33.595	200	261	10	7:20.414	5:51.107	131	53.182	183	36.125	197	215
3	1:43.576	22.975	161	47.251	189	33.350	199	263	11	1:55.489	24.043	155	50.846	182	40.600	176	222
4	1:43.390	22.881	160	47.213	189	33.296	198	262	12	1:44.016	23.304	159	47.272	188	33.440	201	262
5	1:47.348	25.530	148	48.126	188	33.692	198	259	13	1:44.026	22.775	159	47.119	189	34.132	200	264
6	1:43.811	22.937	160	47.357	189	33.517	199	261	14	1:44.640	22.929	160	47.884	184	33.827	200	263
7	1:43.778	22.915	159	47.390	190	33.473	197	261	15	1:43.422	22.738	160	47.258	189	33.426	199	264
8	1:43.622	22.866	160	47.193	188	33.563	199	260	16	1:44.678	22.973	160	48.042	188	33.663	189	262

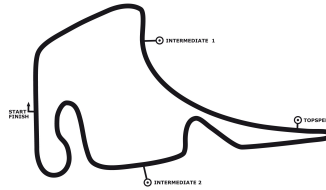
8 Philipp Sager , Porsche 911 GT3 Cup Amateur-Wertung / AUT									theoretical besttime: 1:43.302								
Lap	Time	S1	V1	S2	V2	S3	V3	Vmax	Lap	Time	S1	V1	S2	V2	S3	V3	Vmax
1	5:38.575		128	52.506	183	39.523	195	210	8	8:32.394	7:01.854	123	54.326	182	36.214	196	230
2	1:53.384	26.309	144	51.504	188	35.571	196	259	9	1:47.493	24.303	151	48.750	186	34.440	198	260
3	1:45.568	23.438	158	48.250	186	33.880	199	262	10	1:46.367	23.283	159	47.812	186	35.272	199	262
4	1:44.071	23.020	158	47.563	187	33.488	199	263	11	1:44.681	23.087	160	47.914	187	33.680	199	263
5	1:43.868	22.946	159	47.356	188	33.566	198	262	12	1:43.318	22.904	160	47.293	188	33.121	199	263
6	1:44.097	23.012	158	47.369	188	33.716	197	262	13	1:44.672	23.184	158	47.477	187	34.011	197	262
7	1:55.152	23.214	159	47.660	185			263	14	1:49.054	22.888	159	47.546	188	38.620	170	262

DTM Hockenheim II

Hockenheimring, length 4574 m

13. - 15.10.2017

Porsche Carrera Cup Deutschland



Lap Analysis qualifying, 13.10.2017

DMSB-Reg.No.: 294/17

9 Wolf Nathan , Porsche 911 GT3 Cup Amateur-Wertung / NLD									theoretical besttime: 1:43.244								
Lap	Time	S1	V1	S2	V2	S3	V3	Vmax	Lap	Time	S1	V1	S2	V2	S3	V3	Vmax
1	4:58.551		122	52.528	179	35.733	194	242	9	6:47.599	5:07.041	118	1:00.951	132	39.607	184	208
2	1:51.413	23.981	157	53.196	188	34.236	195	185	10	2:01.048	26.010	150	59.240	180	35.798	194	189
3	1:44.264	23.117	158	47.654	187	33.493	197	260	11	1:58.630	24.411	152	59.513	182	34.706	198	214
4	1:43.678	22.926	159	47.342	190	33.410	197	260	12	1:44.153	23.027	156	47.398	190	33.728	199	261
5	1:44.567	23.134	156	47.550	188	33.883	195	259	13	1:43.356	22.698	159	47.195	190	33.463	199	262
6	1:43.900	22.940	158	47.338	187	33.622	197	259	14	1:44.717	22.655	159	47.887	190	34.175	198	261
7	1:43.816	22.928	157	47.447	189	33.441	197	259	15	1:43.985	22.639	156	47.694	188	33.652	199	260
8	1:54.740	23.882	157	47.835	189			259									

10 Larry Ten Voorde , Porsche 911 GT3 Cup Rookie-Wertung / NLD									theoretical besttime: 1:41.772								
Lap	Time	S1	V1	S2	V2	S3	V3	Vmax	Lap	Time	S1	V1	S2	V2	S3	V3	Vmax
1	3:09.978		141	55.532	101	38.106	195	204	9	10:22.762	8:49.493	124	55.998	120	37.271	193	196
2	1:52.370	27.528	146	50.281	146	34.561	199	231	10	1:46.114	24.653	158	48.144	189	33.317	198	246
3	1:42.286	22.556	158	46.783	190	32.947	199	262	11	1:42.156	22.495	161	46.829	189	32.832	199	263
4	1:42.743	22.600	160	46.964	186	33.179	197	263	12	1:41.869	22.344	160	46.725	189		199	262
5	1:42.787	22.547	160	46.888	190	33.352	196	264	13	1:41.869	22.441	161	46.598	189	32.830	199	262
6	1:42.387	22.515	159	46.825	189	33.047	201	264	14	1:42.181	22.511	159	46.692	189	32.978	199	262
7	1:42.556	22.533	160	46.876	188	33.147	199	263	15	1:57.492	22.678	159	50.646	119			262
8	1:48.986	22.657	160	46.884	190			264									

12 Jörn Schmidt-Stade , Porsche 911 GT3 Cup Amateur-Wertung / DEU									theoretical besttime: 1:43.080								
Lap	Time	S1	V1	S2	V2	S3	V3	Vmax	Lap	Time	S1	V1	S2	V2	S3	V3	Vmax
1	2:22.867		136	54.604	184	34.955	198	199	9	1:51.304	26.159	154	49.408	186	35.737	197	258
2	1:53.101	23.744	156	49.568	187	39.789	199	262	10	1:46.497	23.793	157	48.544	185	34.160	199	261
3	1:44.576	23.195	156	47.773	187	33.608	197	262	11	1:45.730	23.794	158	47.960	186	33.976	199	262
4	1:43.759	22.883	158	47.452	188	33.424	199	262	12	1:43.722	22.933	159	47.142	187	33.647	200	264
5	1:43.554	22.969	158	47.003	189	33.582	199	264	13	1:43.545	22.677	159	47.321	190	33.547	201	263
6	1:43.763	23.043	159	47.320	189	33.400	198	262	14	1:54.764	22.959	157	47.405	188			264
7	1:54.878	23.034	159	47.428	185			262	15	3:43.752	2:17.746	155	51.329	182	34.677	198	165
8	6:20.187	4:43.605	128	59.300	177	37.282	191	176	16	1:44.037	23.035	158	47.238	189	33.764	199	262

13 Wolfgang Triller , Porsche 911 GT3 Cup Amateur-Wertung / DEU									theoretical besttime: 1:42.549								
Lap	Time	S1	V1	S2	V2	S3	V3	Vmax	Lap	Time	S1	V1	S2	V2	S3	V3	Vmax
1	2:17.179		127	54.975	179	35.422	193	208	8	2:01.223	26.014	142	56.792	127	38.417	190	202
2	1:53.934	23.726	159	48.457	188	41.751	200	262	9	1:54.125	24.308	157	52.417	126	37.400	199	234
3	1:43.370	22.849	157	47.362	190	33.159	199	263	10	1:43.334	22.830	160	47.323	190	33.181	199	262
4	1:42.977	22.593	160	47.156	189	33.228	200	264	11	1:42.918	22.779	160	46.899	190	33.240	199	262
5	1:43.023	22.722	156	47.211	189	33.090	201	262	12	1:45.091	22.841	160	47.025	187	35.225	195	262
6	2:00.008	22.888	160	47.016	189			263	13	1:43.867	23.082	161	46.866	188	33.919	199	264
7	12:51.307	11:10	117	1:00.938	130	39.431	174	212	14	1:54.941	23.451	158	48.934	186			260

14 Marius Nakken , Porsche 911 GT3 Cup Rookie-Wertung / NOR									theoretical besttime: 1:42.631								
Lap	Time	S1	V1	S2	V2	S3	V3	Vmax	Lap	Time	S1	V1	S2	V2	S3	V3	Vmax
1	4:39.135		134	56.947	183	36.059	196	186	9	1:53.700	23.681	158	48.484	187			262
2	1:48.274	24.049	159	48.871	187	35.354	199	253	10	8:42.444	7:15.112	131	51.441	186	35.891	196	217
3	1:46.406	23.309	160	48.159	187	34.938	200	262	11	1:47.605	23.826	157	50.026	189	33.753	200	193
4	1:43.283	22.833	160	47.202	189	33.248	198	263	12	1:47.830	23.310	159	49.478	190	35.042	200	205
5	1:42.898	22.600	159	46.960	190	33.338	199	264	13	1:44.197	23.035	160	47.708	190	33.454	201	263
6	1:44.638	22.830	160	47.701	188	34.107	201	262	14	1:42.961	22.696	160	47.101	189	33.164	200	263
7	1:44.857	22.521	160	47.036	187		200	262	15	1:42.978	22.733	160	47.095	190	33.150	200	262
8	1:44.818	22.848	159	48.058	187	33.912	198	262									

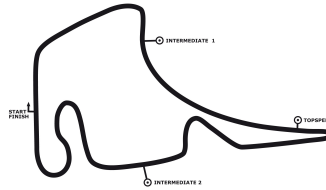
15 Christopher Zöchling , Porsche 911 GT3 Cup / AUT									theoretical besttime: 1:41.550								
Lap	Time	S1	V1	S2	V2	S3	V3	Vmax	Lap	Time	S1	V1	S2	V2	S3	V3	Vmax
1	5:31.896		138	52.170	167	34.419	198	218	8	1:50.854	23.397	150	53.806	188	33.651	199	191
2	1:46.953	22.890	160	50.951	189	33.112	200	188	9	1:43.889	23.498	158	47.201	189	33.190	200	261
3	1:41.839	22.340	159	46.692	189	32.807	200	263	10	1:41.923	22.383	160	46.601	190		200	264
4	1:41.689	22.200	159	46.678	189	32.811	199	262	11	1:41.713	22.250	161	46.543	191	32.920	199	264
5	1:41.930	22.284	159	46.725	190		200	262	12	1:42.059	22.380	160	46.617	188	33.062	197	262
6	1:47.889	22.353	161	46.832	190			264	13	1:52.867	22.762	160	48.185	188			261
7	12:06.756	10:32	128	54.854	155	39.162	196	188									

DTM Hockenheim II

Hockenheimring, length 4574 m

13. - 15.10.2017

Porsche Carrera Cup Deutschland



DMSB-Reg.No.: 294/17

Lap Analysis qualifying, 13.10.2017

16 David Kolkman , Porsche 911 GT3 Cup / DEU										theoretical besttime: 1:41.684							
Lap	Time	S1	V1	S2	V2	S3	V3	Vmax	Lap	Time	S1	V1	S2	V2	S3	V3	Vmax
1	2:04.496		135	54.045	148	35.245	198	219	8	1:52.834	25.205	160	50.445	127	37.184	199	209
2	1:52.379	23.048	159	49.791	173	39.540	199	252	9	1:43.638	22.968	160	47.298	188	33.372	200	261
3	1:42.696	22.831	160	46.935	189	32.930	199	261	10	1:44.096	22.640	160	46.954	191	34.502	199	264
4	1:42.229	22.656	161	46.757	190	32.816	199	263	11	1:41.969	22.582	161	46.562	190	32.825	201	262
5	1:42.428	22.757	161	46.690	190	32.981	201	264	12	1:41.917	22.306	161	46.654	189	32.957	200	263
6	1:51.103	22.561	161	46.928	190			264	13	1:45.254	22.380	160	46.854	167	36.020	199	264
7	9:53.595	8:17.853	126	57.691	107	38.051	175	182	14	1:50.827	22.675	160	46.742	190			262

20 Henric Skoog , Porsche 911 GT3 Cup Rookie-Wertung / SWE										theoretical besttime: 1:41.610							
Lap	Time	S1	V1	S2	V2	S3	V3	Vmax	Lap	Time	S1	V1	S2	V2	S3	V3	Vmax
1	3:22.114		143	49.293	183	34.389	198	255	7	14:02.163	12:29	116	57.287	183	35.678	196	172
2	1:42.412	22.712	159	47.007	190	32.693	201	261	8	2:02.952	27.259	142	1:00.790	163	34.903	199	254
3	1:41.947	22.192	160	47.005	187	32.750	200	262	9	1:55.079	23.596	130	56.593	186	34.890	199	196
4	1:42.293	22.447	159	46.725	189	33.121	195	262	10	1:42.877	22.867	160	47.148	190	32.862	200	263
5	1:42.456	22.609	159	46.809	189	33.038	200	264	11	1:42.753	22.483	160	47.156	189	33.114	200	264
6	1:55.100	23.805	144	49.603	184			258	12	1:43.504	22.429	161	47.586	190	33.489	200	262

22 Peter Scheufen , Porsche 911 GT3 Cup Amateur-Wertung / DEU										theoretical besttime: 1:45.743							
Lap	Time	S1	V1	S2	V2	S3	V3	Vmax	Lap	Time	S1	V1	S2	V2	S3	V3	Vmax
1	2:27.223		135	56.883	184	36.160	195	184	7	1:58.986	23.423	156	48.646	187			262
2	1:52.747	23.833	143	52.384	180	36.530	194	258	8	7:19.048	5:41.376	121	59.851	177	37.821	191	163
3	1:47.124	23.559	151	48.829	187	34.736	197	258	9	1:50.061	25.463	154	49.494	185	35.104	198	259
4	1:45.915	23.323	157	48.029	187	34.563	197	262	10	1:48.780	24.375	157	49.240	186	35.165	198	260
5	1:46.633	23.524	156	48.177	187	34.932	198	262	11	1:48.278	23.547	156	48.852	185	35.879	198	262
6	1:45.959	23.402	158	48.166	185	34.391	198	262	12	1:58.703	23.359	155	48.229	188			262

26 Ryan Cullen , Porsche 911 GT3 Cup / GBR										theoretical besttime: 1:42.038							
Lap	Time	S1	V1	S2	V2	S3	V3	Vmax	Lap	Time	S1	V1	S2	V2	S3	V3	Vmax
1	2:09.532		135	53.025	181	34.750	197	228	8	2:01.291	24.972	141	51.387	185			246
2	1:51.340	23.296	155	50.019	178		198	257	9	9:23.875	7:49.022	126	57.020	174	37.833	190	221
3	1:42.946	22.636	158	47.196	188	33.114	199	262	10	1:49.270	24.738	151	49.629	181	34.903	197	256
4	1:42.530	22.556	158	46.835	189	33.139	198	264	11	1:45.500	22.786	156	48.344	185	34.370	198	262
5	1:45.128	23.009	159	48.049	187	34.070	198	263	12	1:42.224	22.573	160	46.704	189	32.947	200	262
6	1:43.408	22.788	157	47.195	188	33.425	200	262	13	1:43.000	22.387	160	46.734	186	33.879	197	264
7	1:42.843	22.667	156	47.048	189	33.128	198	264									

33 Stefan Rehkopf , Porsche 911 GT3 Cup Amateur-Wertung / DEU										theoretical besttime: 1:43.455							
Lap	Time	S1	V1	S2	V2	S3	V3	Vmax	Lap	Time	S1	V1	S2	V2	S3	V3	Vmax
1	2:19.031		141	54.001	182	35.544	191	200	9	1:45.024	23.321	158	47.623	189	34.080	199	261
2	1:53.073	24.082	159	48.477	188	40.514	199	262	10	1:44.899	23.431	159	47.439	187	34.029	198	262
3	1:44.551	23.281	159	47.671	189	33.599	199	264	11	1:44.646	23.067	159	47.431	188	34.148	199	262
4	1:44.061	23.119	161	47.233	188	33.709	199	263	12	1:43.965	23.134	160	46.983	188	33.848	199	263
5	1:43.754	22.873	160	47.271	185	33.610	198	262	13	1:55.485	23.129	159	47.562	189			266
6	1:58.172	23.480	159	48.045	186			263	14	4:14.393	2:49.675	159	50.409	187	34.309	198	263
7	6:06.574	4:36.009	130	54.432	181	36.133	196	188	15	1:44.443	22.895	160	47.481	187	34.067	199	264
8	1:48.126	24.494	158	49.151	187	34.481	199	258	16	1:46.719	23.659	158	48.558	185	34.502	194	264

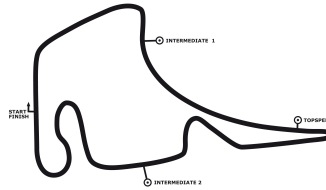
44 Zaid Ashkanani , Porsche 911 GT3 Cup Rookie-Wertung / KUW										theoretical besttime: 1:41.856							
Lap	Time	S1	V1	S2	V2	S3	V3	Vmax	Lap	Time	S1	V1	S2	V2	S3	V3	Vmax
1	4:55.677		136	52.852	177	35.966	193	217	8	1:50.432	22.892	158	47.220	188			264
2	1:46.288	24.403	154	48.180	188	33.705	199	260	9	10:02.473	8:34.567	128	52.100	183	35.806	195	223
3	1:42.930	22.739	159	47.133	188	33.058	199	262	10	1:46.931	24.152	152	48.600	183	34.179	199	260
4	1:42.347	22.729	158	46.833	190	32.785	201	262	11	1:42.751	22.748	157	47.001	190	33.002	201	263
5	1:42.431	22.748	160	46.765	190	32.918	199	264	12	1:41.856	22.442	158	46.679	190	32.735	200	263
6	1:42.198	22.588	159	46.724	191	32.886	201	264	13	1:42.162	22.450	159	46.690	190	33.022	196	264
7	1:42.287	22.540	158	46.862	190	32.885	200	264	14	1:42.586	22.623	159	46.847	186	33.116	198	264

DTM Hockenheim II

Hockenheimring, length 4574 m

13. - 15.10.2017

Porsche Carrera Cup Deutschland



DMSB-Reg.No.: 294/17

Lap Analysis qualifying, 13.10.2017

54 Al Faisal Al Zubair , Porsche 911 GT3 Cup Rookie-Wertung / OMN									theoretical besttime: 1:42.281								
Lap	Time	S1	V1	S2	V2	S3	V3	Vmax	Lap	Time	S1	V1	S2	V2	S3	V3	Vmax
1	2:13.529		137	54.236	180	34.762	198	205	9	9:46.781	8:08.561	129	1:01.341	122	36.879	188	207
2	1:51.191	23.330	159	48.296	181	39.565	198	249	10	1:51.278	27.594	152	49.766	178	33.918	199	222
3	1:43.273	23.079	160	47.165	190	33.029	201	263	11	1:44.557	22.829	161	47.106	189	34.622	199	263
4	1:42.469	22.628	160	46.710	191	33.131	198	264	12	1:42.526	22.642	161	46.862	191	33.022	201	260
5	1:43.279	22.594	161	46.716	189	33.969	199	264	13	1:42.393	22.563	160	46.696	190	33.134	200	261
6	1:43.284	22.829	159	47.213	189	33.242	200	265	14	1:42.418	22.582	160	46.734	191	33.102	198	262
7	1:42.878	22.701	159	46.905	187	33.272	198	264	15	2:08.304	23.208	143	56.653	184			246
8	2:02.352	23.673	149	53.909	189			161									

55 Pierre-Yves Paque , Porsche 911 GT3 Cup Amateur-Wertung / BEL									theoretical besttime: 1:45.565								
Lap	Time	S1	V1	S2	V2	S3	V3	Vmax	Lap	Time	S1	V1	S2	V2	S3	V3	Vmax
1	2:43.738		130	51.791	181	37.837	193	252	10	1:47.014	24.081	149	48.339	187	34.594	195	259
2	1:49.812	24.280	144	50.229	184	35.303	196	258	11	1:47.321	24.250	147	48.430	188	34.641	196	260
3	1:47.610	24.395	149	48.690	186	34.525	197	260	12	1:46.116	24.092	153	47.914	187	34.110	197	264
4	1:46.938	24.057	148	48.248	187	34.633	198	259	13	1:46.056	23.933	151	47.947	187	34.176	196	262
5	1:46.250	23.745	146	48.282	188	34.223	197	262	14	1:45.909	23.989	149	47.893	186	34.027	197	263
6	1:57.037	23.815	147	49.439	186			261	15	1:56.291	26.177	146	54.293	187	35.821	198	221
7	5:04.029	3:26.152	117	59.245	173	38.632	191	212	16	1:45.772	23.645	153	47.948	181	34.179	197	262
8	1:50.716	25.102	145	49.642	184	35.972	195	261	17	1:58.754	24.167	146	49.687	184			260
9	1:47.063	23.907	149	48.581	186	34.575	196	260									

58 Stefan Oschmann , Porsche 911 GT3 Cup Amateur-Wertung / DEU									theoretical besttime: 1:45.003								
Lap	Time	S1	V1	S2	V2	S3	V3	Vmax	Lap	Time	S1	V1	S2	V2	S3	V3	Vmax
1	2:28.125		133	55.483	184	35.577	196	194	6	1:46.750	23.931	158	48.596	188	34.223	197	261
2	1:48.769	23.660	159	49.530	185	35.579	197	264	7	1:47.223	23.317	159	49.439	182	34.467	196	262
3	1:46.760	23.803	157	48.854	188	34.103	197	263	8	1:56.611	23.443	160	47.749	183			261
4	1:45.194	23.353	159	47.892	184	33.949	198	262	9	6:26.996	4:51.314	122	58.508	155	37.174	194	176
5	1:45.298	23.341	159	48.020	183	33.937	197	262	10	2:10.968	25.634	148	55.181	171			201

59 Igor Walilko , Porsche 911 GT3 Cup / POL									theoretical besttime: 1:42.358								
Lap	Time	S1	V1	S2	V2	S3	V3	Vmax	Lap	Time	S1	V1	S2	V2	S3	V3	Vmax
1	2:11.095		134	53.206	170	34.621	200	227	9	1:43.407	22.815	158	47.401	188	33.191	198	262
2	1:51.050	23.332	149	49.231	168	38.487	200	255	10	1:46.179	22.705	159	47.718	189	35.756	199	263
3	1:42.829	22.631	151	47.222	191	32.976	201	262	11	1:48.629	22.812	157	51.567	175	34.250	200	262
4	1:42.661	22.471	158	47.206	189	32.984	200	265	12	1:45.380	22.713	159	47.215	189	35.452	199	266
5	1:44.885	22.677	159	47.286	188	34.922	198	265	13	1:42.685	22.614	159	46.977	187	33.094	200	264
6	2:02.146	22.910	150	52.363	170			226	14	1:51.233	25.030	141	51.490	189	34.713	200	188
7	9:47.361	8:14.770	130	56.203	167	36.388	176	168	15	1:51.980	22.675	158	46.911	188			265
8	1:56.218	28.958	123	53.541	186	33.719	200	196									

83 Toni Wolf , Porsche 911 GT3 Cup Rookie-Wertung / DEU									theoretical besttime: 1:42.031								
Lap	Time	S1	V1	S2	V2	S3	V3	Vmax	Lap	Time	S1	V1	S2	V2	S3	V3	Vmax
1	2:16.310		138	54.745	169	36.088	195	192	9	9:19.826	7:50.101	128	52.904	167	36.821	194	248
2	1:52.886	23.566	160	48.019	188	41.301	196	261	10	1:52.068	24.320	156	50.837	167	36.911	198	257
3	1:44.592	23.024	160	47.410	189	34.158	197	263	11	1:44.896	22.882	160	47.428	188	34.586	199	261
4	1:42.674	22.676	161	47.003	187	32.995	199	261	12	1:42.600	22.640	161	46.971	189	32.989	199	262
5	1:42.172	22.513	161	46.818	187	32.841	199	262	13	1:46.372	24.192	146	47.764	188	34.416	199	260
6	1:50.100	22.470	159	49.691	84	37.939	197	264	14	1:42.529	22.667	161	46.720	190	33.142	198	261
7	1:42.818	22.673	160	47.037	188	33.108	196	261	15	1:47.800	22.727	161	50.010	187	35.063	198	262
8	1:54.805	23.781	160	49.710	185			260	16	1:42.919	22.934	160	46.769	189	33.216	199	260

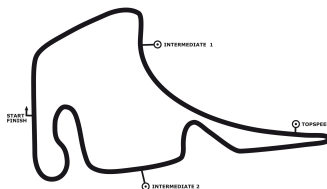
87 Michael Ammermüller , Porsche 911 GT3 Cup / DEU									theoretical besttime: 1:41.430								
Lap	Time	S1	V1	S2	V2	S3	V3	Vmax	Lap	Time	S1	V1	S2	V2	S3	V3	Vmax
1	3:35.391		139	51.692	178	36.114	192	227	8	13:02.919	11:33	126	53.303	179	35.895	194	219
2	1:46.229	23.959	153	48.661	186	33.609	200	254	9	1:47.928	24.020	148	48.936	188	34.972	200	254
3	1:41.709	22.522	159	46.632	190	32.555	200	260	10	1:43.265	23.202	156	47.291	189	32.954	199	262
4	1:41.884	22.496	158	46.801	190	32.587	199	261	11	1:41.654	22.503	158	46.536	191	32.615	201	262
5	1:46.332	22.339	158	47.681	189	36.312	198	262	12	1:41.798	22.402	159	46.603	191	32.793	201	263
6	1:42.172	22.512	156	46.886	189	32.774	199	261	13	1:44.663	22.544	158	46.999	189	35.120	154	263
7	1:53.480	23.183	159	48.680	188			261									

DTM Hockenheim II

Hockenheimring, length 4574 m

13. - 15.10.2017

Porsche Carrera Cup Deutschland



Lap Analysis qualifying, 13.10.2017

DMSB-Reg.No.: 294/17

93 Nick Yelloly , Porsche 911 GT3 Cup / GBR

theoretical besttime: 1:41.587

Lap	Time	S1	V1	S2	V2	S3	V3	Vmax	Lap	Time	S1	V1	S2	V2	S3	V3	Vmax
1	2:01.774		123	53.636	175	34.595	196	241	8	13:46.260	12:17	131	51.568	183	37.542	194	235
2	1:50.027	23.620	159	50.458	174	35.949	199	238	9	1:48.906	24.087	158	49.271	183	35.548	199	258
3	1:41.819	22.393	160	46.497	191	32.929	198	262	10	1:48.054	22.591	160	47.002	189	38.461	199	262
4	1:41.636	22.301	160	46.546	188	32.789	200	262	11	1:42.131	22.709	159	46.602	189	32.820	200	264
5	1:47.886	22.463	161	48.509	168	36.914	201	262	12	1:41.925	22.324	161	46.554	188	33.047	200	264
6	1:49.963	22.425	157	51.658	187		199	173	13	1:56.532	22.330	162	46.668	186			266
7	1:56.907	22.467	160	51.903	188			263									

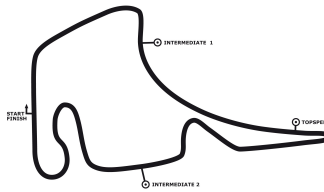
DTM Hockenheim II

Hockenheimring, length 4574 m

13. - 15.10.2017

Porsche Carrera Cup Deutschland

Best Sector Times qualifying



DMSB-Reg.No.: 294/17

Pos.	sector 1			sector 2			sector 3			theoretical and best lap time				
	No	Driver	Time	No	Driver	Time	No	Driver	Time	No	Driver	theoretical	Best	Pos
1	1	Olsen D.	22.172	5	Engelhart C.	46.426	87	Ammermüller M.	32.555	1	Olsen D.	1:41.276	1:41.609	3
2	20	Skoog H.	22.192	1	Olsen D.	46.458	5	Engelhart C.	32.644	5	Engelhart C.	1:41.389	1:41.464	1
3	15	Zöchling C.	22.200	93	Yelloly N.	46.497	1	Olsen D.	32.646	87	Ammermüller M.	1:41.430	1:41.654	5
4	2	Preining T.	22.298	87	Ammermüller M.	46.536	2	Preining T.	32.665	15	Zöchling C.	1:41.550	1:41.689	6
5	93	Yelloly N.	22.301	15	Zöchling C.	46.543	20	Skoog H.	32.693	2	Preining T.	1:41.559	1:41.574	2
6	16	Kolkmann D.	22.306	16	Kolkmann D.	46.562	44	Ashkanani Z.	32.735	93	Yelloly N.	1:41.587	1:41.636	4
7	5	Engelhart C.	22.319	2	Preining T.	46.596	4	Piana G.	32.784	20	Skoog H.	1:41.610	1:41.947	10
8	87	Ammermüller M.	22.339	10	Ten Voorde L.	46.598	93	Yelloly N.	32.789	16	Kolkmann D.	1:41.684	1:41.917	9
9	10	Ten Voorde L.	22.344	44	Ashkanani Z.	46.679	15	Zöchling C.	32.807	10	Ten Voorde L.	1:41.772	1:41.869	8
10	4	Piana G.	22.386	54	Al Zubair A.	46.696	16	Kolkmann D.	32.816	44	Ashkanani Z.	1:41.856	1:41.856	7
11	26	Cullen R.	22.387	26	Cullen R.	46.704	10	Ten Voorde L.	32.830	83	Wolf T.	1:42.031	1:42.172	11
12	44	Ashkanani Z.	22.442	83	Wolf T.	46.720	83	Wolf T.	32.841	4	Piana G.	1:42.034	1:42.403	14
13	83	Wolf T.	22.470	20	Skoog H.	46.725	26	Cullen R.	32.947	26	Cullen R.	1:42.038	1:42.224	12
14	59	Walilko I.	22.471	4	Piana G.	46.864	59	Walilko I.	32.976	54	Al Zubair A.	1:42.281	1:42.393	13
15	14	Nakken M.	22.521	13	Triller W.	46.866	54	Al Zubair A.	33.022	59	Walilko I.	1:42.358	1:42.661	15
16	54	Al Zubair A.	22.563	59	Walilko I.	46.911	13	Triller W.	33.090	13	Triller W.	1:42.549	1:42.918	17
17	13	Triller W.	22.593	14	Nakken M.	46.960	8	Sager P.	33.121	14	Nakken M.	1:42.631	1:42.898	16
18	9	Nathan W.	22.639	33	Rehkopf S.	46.983	14	Nakken M.	33.150	12	Schmidt-Staade J.	1:43.080	1:43.545	21
19	12	Schmidt-Staade J.	22.677	12	Schmidt-Staade J.	47.003	6	Rivas C.	33.296	6	Rivas C.	1:43.153	1:43.390	20
20	6	Rivas C.	22.738	6	Rivas C.	47.119	12	Schmidt-Staade J.	33.400	9	Nathan W.	1:43.244	1:43.356	19
21	33	Rehkopf S.	22.873	9	Nathan W.	47.195	9	Nathan W.	33.410	8	Sager P.	1:43.302	1:43.318	18
22	8	Sager P.	22.888	8	Sager P.	47.293	33	Rehkopf S.	33.599	33	Rehkopf S.	1:43.455	1:43.754	22
23	58	Oschmann S.	23.317	58	Oschmann S.	47.749	58	Oschmann S.	33.937	58	Oschmann S.	1:45.003	1:45.194	23
24	22	Scheufen P.	23.323	55	Paque P.	47.893	55	Paque P.	34.027	55	Paque P.	1:45.565	1:45.772	24
25	55	Paque P.	23.645	22	Scheufen P.	48.029	22	Scheufen P.	34.391	22	Scheufen P.	1:45.743	1:45.915	25

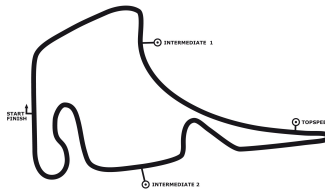
DTM Hockenheim II

Hockenheimring, length 4574 m

13. - 15.10.2017

Porsche Carrera Cup Deutschland

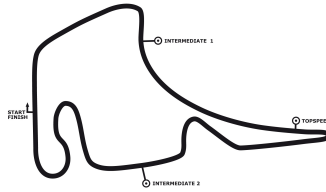
Topspeed qualifying, 13.10.2017



DMSB-Reg.No.: 294/17

Car No.	Driver	Make	Speed km/h
1	Dennis Olsen	Porsche 911 GT3 Cup	266
93	Nick Yelloly	Porsche 911 GT3 Cup	266
59	Igor Walilko	Porsche 911 GT3 Cup	266
2	Thomas Preining	Porsche 911 GT3 Cup	266
33	Stefan Rehkopf	Porsche 911 GT3 Cup	266
4	Gabriele Piana	Porsche 911 GT3 Cup	265
54	Al Faisal Al Zubair	Porsche 911 GT3 Cup	265
16	David Kolkmann	Porsche 911 GT3 Cup	264
13	Wolfgang Triller	Porsche 911 GT3 Cup	264
15	Christopher Zöchling	Porsche 911 GT3 Cup	264
26	Ryan Cullen	Porsche 911 GT3 Cup	264
83	Toni Wolf	Porsche 911 GT3 Cup	264
55	Pierre-Yves Paque	Porsche 911 GT3 Cup	264
12	Jörn Schmidt-Staade	Porsche 911 GT3 Cup	264
20	Henric Skoog	Porsche 911 GT3 Cup	264
5	Christian Engelhart	Porsche 911 GT3 Cup	264
44	Zaid Ashkanani	Porsche 911 GT3 Cup	264
6	Carlos Rivas	Porsche 911 GT3 Cup	264
58	Stefan Oschmann	Porsche 911 GT3 Cup	264
10	Larry Ten Voorde	Porsche 911 GT3 Cup	264
14	Marius Nakken	Porsche 911 GT3 Cup	264
8	Philipp Sager	Porsche 911 GT3 Cup	263
87	Michael Ammermüller	Porsche 911 GT3 Cup	263
9	Wolf Nathan	Porsche 911 GT3 Cup	262
22	Peter Scheufen	Porsche 911 GT3 Cup	262

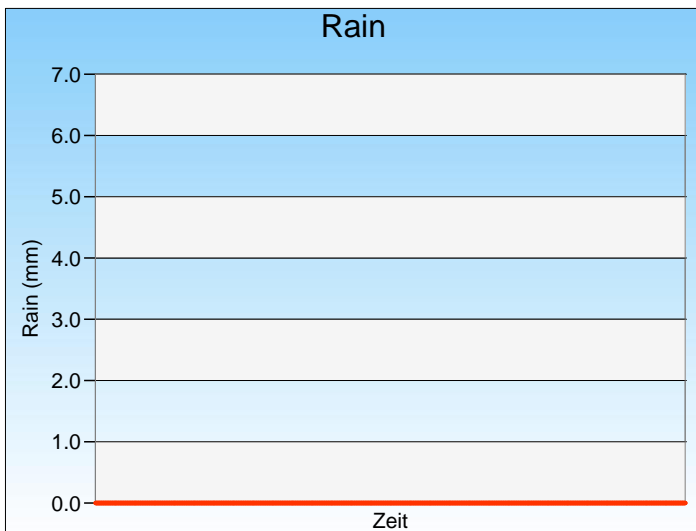
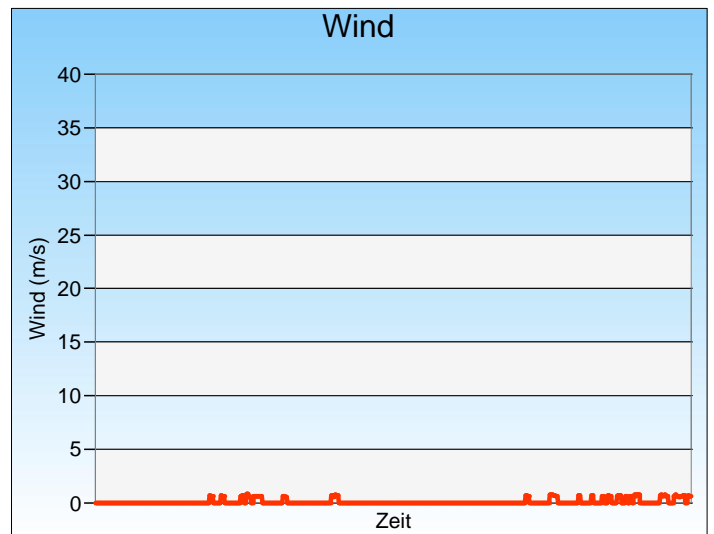
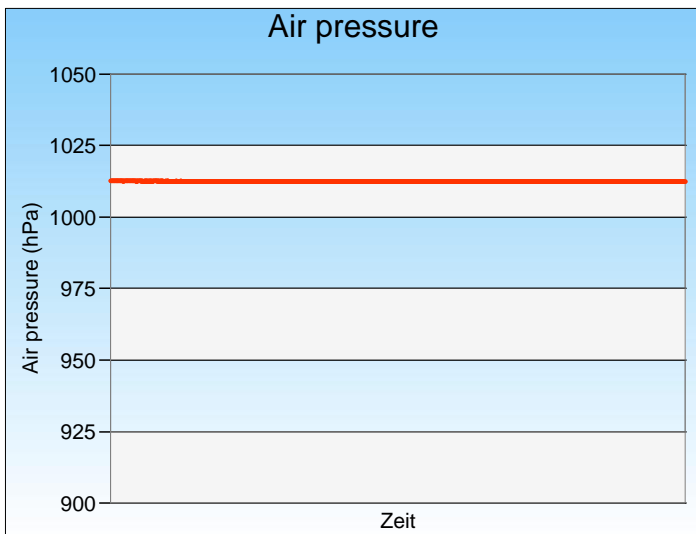
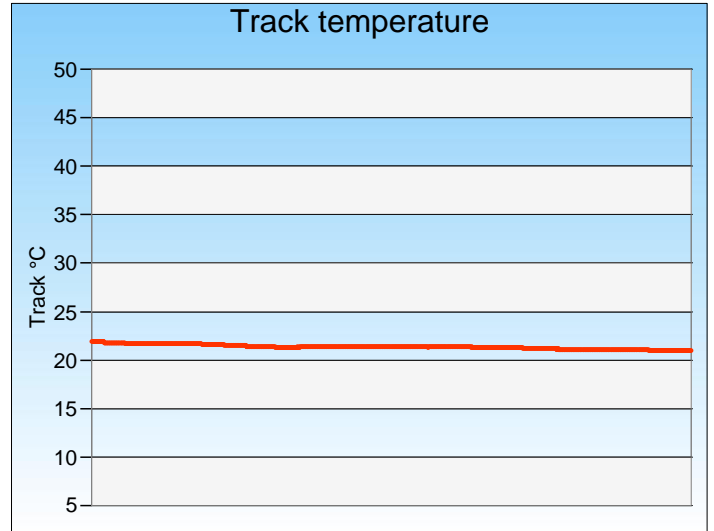
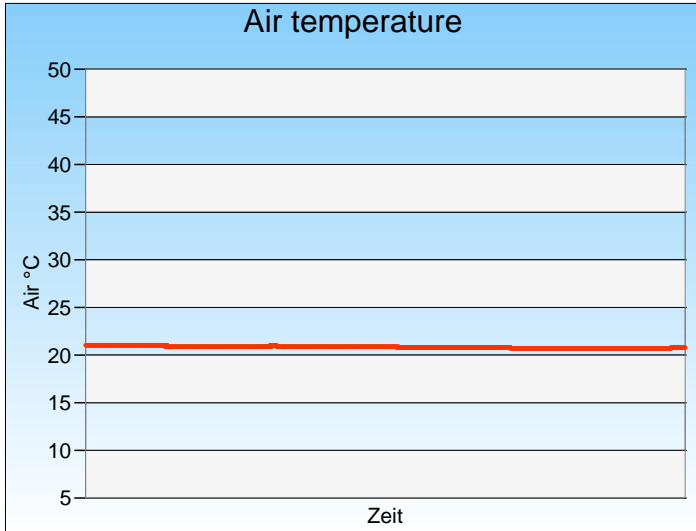
DTM Hockenheim II
 Hockenheimring, length 4574 m
 13. - 15.10.2017
 Porsche Carrera Cup Deutschland



Weather qualifying

DMSB -Reg.No.: 294/17

13.10.2017, 17:40:00 - 18:15:00



Weather:
 sunny/cloudy

